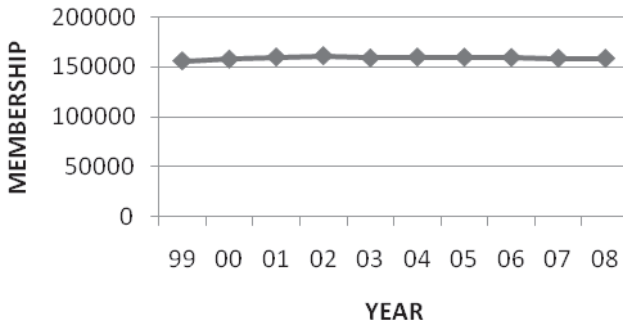


XVI. REPORT OF CONFERENCE STATISTICIAN

In 2008, for the third time in the last four years, the total membership, the average worship attendance, the number of new members received, the number of professions of faith, and the average Sunday School attendance of the churches of the North Texas Conference all declined.

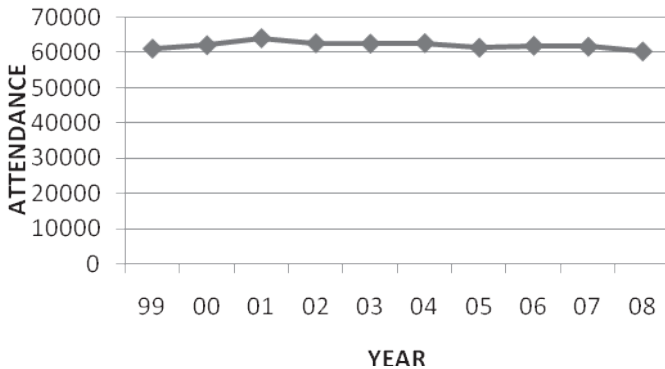
The total conference membership at the close of 2008 was 158,606, a decrease of 106 persons from 2007 and the fourth year of decline in a row. Although apparently only a small decrease, it could be asserted that the actual membership decline is more troubling because the number of persons removed from church rolls by Charge Conference action was 932 or 23.4% less in 2008 than the previous year.

TOTAL CONFERENCE MEMBERSHIP

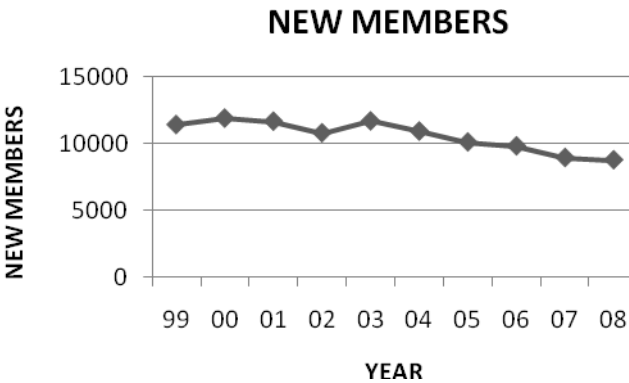


Average worship attendance declined in 2008 to 60,626, decreasing by 1,325 persons or 2.2%. The ratio between worship attendance and membership declined slightly from 38.8% in 2007 to 38.0% in 2008.

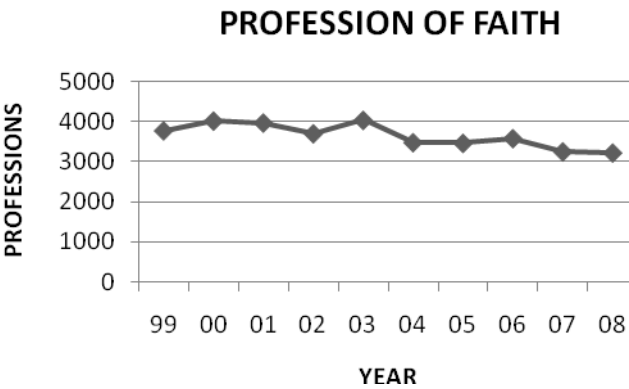
AVERAGE WORSHIP ATTENDANCE



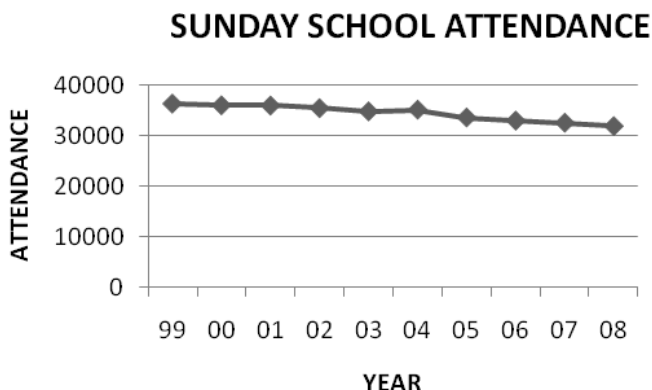
The number of new members received by our churches decreased to 8,742 in 2008, a drop of 174 persons or 2.0% from 2007. This was the lowest number of new members received in more than a decade.



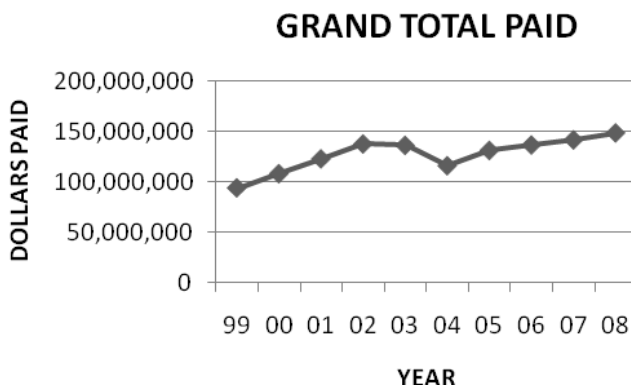
Nonetheless, we give thanks for the 3,224 persons who came to know Christ and joined our churches by profession of faith in 2008, although that too represented the lowest number in a decade.



The average Sunday School attendance decreased for the fourth year in a row and the ninth time in the past decade to 31,861. This was a decrease of 676 persons or 2.1% from 2007 and a decline of 5,596 or 15.0% in the last ten years.



The last major statistic we will report from 2008 is that the grand total paid to all causes, in a year which ended with great economic challenge and uncertainty, increased by 4.9% to \$148,423,935. We continue to be thankful for the faithful generosity of United Methodists in North Texas.



While we have unwavering confidence in the strength and vitality of the churches of the North Texas Conference, this statistical report clearly calls us all to take notice of the situation, to be clear about our priorities, and to take concrete steps to increase our effectiveness in making disciples of Jesus Christ for the transformation of the world in the years ahead.

Dallas-Denton

Statistical Table No.1

CHURCH MEMBERSHIP																			
RECEIVED				REMOVED					FULL MEMBERS AT CLOSE OF YEAR										
CHURCH NAME	PASTOR'S NAME	1	2A	2B	3	4	5A	5B	6	7	8	9A	9B	9C	9D	9E	9F	9G	9H
Argyle	Kory Knott	549	40	2	68	24	0	0	6	6	2	2	0	5	0	0	662	0	669
Aubrey	Joe Gist	71	0	0	4	1	0	0	0	0	0	0	0	0	6	0	70	0	76
Aldergate	Woody Weigle	240	6	0	6	16	21	0	7	2	0	1	5	3	0	0	229	0	238
Carrollton First	Richard Dunagin	895	23	1	12	19	0	29	5	18	5	23	16	10	0	0	835	9	893
Cambodian Fellowship	Meng Top	74	1	0	0	5	0	0	0	0	1	78	0	0	0	0	1	0	79
Holy Covenant	Andy Lewis	538	22	5	7	7	29	20	12	1	2	1	4	8	1	2	490	9	515
Coppell First	Dennis Wilkinson	2611	73	3	26	27	27	5	27	2	6	26	13	10	0	0	2616	8	2673
Corinth Faith	John McLarty	246	18	0	15	22	0	6	1	1	1	0	5	3	0	0	284	0	292
Christ Foundry Fellowship	Owen Ross	23	0	0	0	0	0	0	0	0	0	0	0	23	0	0	0	0	23
Cochran Chapel	Joe Stabile	217	7	0	1	1	0	2	4	0	5	16	1	3	0	0	195	0	215
Dallas Korean	Dak Dun Kim	56	7	0	1	15	0	17	8	19	0	13	2	15	0	0	1	4	35
Lovers Lane	Stan Copeland	5451	27	29	59	60	51	4	34	9	49	16	284	66	5	5	5103	0	5479
Northaven	Eric Folkert	594	6	0	8	12	26	0	1	5	3	5	6	16	2	0	556	0	585
Oak Lawn	Derrick Wright	295	16	0	9	3	30	3	14	0	5	3	14	2	0	1	251	0	271
Dallas St. Paul	Ezra Odum	469	7	0	1	12	0	0	0	1	8	0	473	1	0	0	4	2	480
Schreier Memorial	David Howeth	298	0	1	9	6	26	6	9	6	4	1	0	3	0	0	239	0	263
University Park	Leighton Bearden	1564	16	0	21	10	6	38	38	12	17	1	1	3	0	0	1495	0	1500
Walnut Hill	Ben Shim	620	10	1	10	16	0	0	6	0	22	0	38	13	0	3	575	0	629
Asbury	Robert Price	452	1	0	5	10	0	0	2	2	5	2	4	6	2	0	445	0	459
Blue Mound	Aerli Goforth	130	0	2	2	0	5	0	0	0	1	0	1	1	0	0	126	0	128
Cooper Creek	Nancy Sherman	91	1	0	0	1	2	1	4	4	0	0	0	0	0	0	82	0	82
Denton First	Matt Gaston	2388	8	2	44	26	4	0	16	5	36	9	9	20	4	0	2365	0	2407
Denton Trinity	John Peet	566	9	2	37	21	0	5	32	2	2	0	2	13	3	0	576	0	594
Chapel Hill	JoNell Lindh	308	16	0	11	1	3	0	9	0	5	0	4	6	0	0	309	0	319
Farmers Branch Christ	Vic Cassad	1393	17	0	17	13	0	0	11	2	14	6	7	12	0	0	1387	1	1413
Hope	Hyo Jong Kim	37	0	0	0	36	0	0	8	10	0	34	0	0	0	0	1	0	55
Webb Chapel	Joyce Cravens	155	1	0	1	7	7	0	0	0	6	0	7	7	0	0	134	3	151
Flower Mound	Reid Fide	898	11	0	16	7	0	38	18	0	0	1	0	1	0	0	874	0	876
Tietch Memorial	John Allen, Jr.	3900	156	5	91	74	83	78	57	39	12	24	14	16	0	2	3991	0	4047
Tring First	David J. Turner	994	15	0	11	18	0	6	7	6	14	0	3	11	1	0	988	2	1005

Dallas-Denton

Statistical Table No. 2

	CHURCH MEMBERSHIP					CHURCH SCHOOL														AVG ATTENDANCE					Christian Formation Groups Other Than SCS For Youth	
	Avg. Attendance At Principal Weekly Worship Services(s)	Number Of Persons Baptized This Year (All Ages)	Baptized Members Who Are Not Professing Members	Number Of Persons On Constituency Roll	Total Enrolled In Confirmation Classes This Year	Number Of Leaders In Sunday School Groups	Number Of Leaders In All Other Groups	Children (0-6th Grade) In All Sunday Church School Groups	Children (0-6th grade) In All Other Groups	Youth (7-12th grade) In All Sunday Church School Groups	Youth (7-12th grade) In All Other Groups	Adults In All Sunday Church School Groups	Adult In All Other Groups	Christian Formation Participants In Sunday School Groups	Christian Formation Participants In All Other Groups	Total	In Sunday Church School (All Ages)	In Other Ongoing Classes And Groups	In Other Short-Term Classes And Groups	Christian Formation Groups Other Than SCS For Children						
CHURCH NAME	10	11	12	13	14	15A	15B	16A	16B	17A	17B	18A	18B	19A	19B	19	20	21	22	23A	23B					
Argyle	452	27	16	302	0	55	128	278	357	65	125	168	195	566	805	1371	217	254	103	7	5					
Aubrey	32	1	0	0	2	6	3	7	5	0	4	17	8	30	20	50	18	0	12	0	1					
Aldergate	202	7	0	51	8	18	19	50	86	39	33	83	42	190	180	370	188	45	25	3	2					
Carrollton First	562	25	90	20	12	60	28	140	63	87	80	315	0	602	171	773	367	0	0	0	0					
Cambodian Fellowship	74	1	0	0	0	5	1	1	2	2	2	25	0	33	5	38	0	0	0	0	0					
Holy Covenant	274	21	91	3	14	23	94	30	455	18	119	60	254	131	922	1053	131	102	66	9	3					
Coppell First	819	42	586	179	71	171	163	598	181	486	234	486	468	1741	1046	2787	446	548	2343	19	20					
Corinth Faith	184	10	118	37	16	25	15	90	0	30	30	40	60	185	105	290	79	35	65	0	3					
Christ Foundry Fellowship	95	5	5	175	0	0	15	0	50	0	40	0	35	0	140	140	0	40	40	3	3					
Christ Foundry Fellowship	111	3	11	5	0	6	8	19	8	25	8	107	74	157	98	255	56	20	10	1	2					
Ceehan Chapel	25	0	0	0	0	3	1	5	7	7	0	17	0	32	8	40	32	11	11	15	20					
Dallas Korean	1432	75	14	630	31	187	236	460	387	331	115	891	1150	1869	1888	3757	731	970	300	0	8					
Lowers Lane	204	3	0	123	5	21	15	28	70	25	0	94	237	168	322	490	73	45	155	0	3					
Northaven	114	9	3	94	0	10	3	25	13	2	0	100	25	137	41	178	80	20	20	0	0					
Oak Lawn	114	9	3	94	0	10	3	25	13	2	0	100	25	137	41	178	80	20	20	0	0					
Dallas St. Paul	153	1	0	0	4	10	25	7	30	5	23	20	122	42	200	242	14	12	20	1	2					
Schreiber Memorial	152	1	33	45	0	13	12	20	27	10	33	32	41	75	113	188	42	20	15	1	1					
University Park	553	34	251	49	19	53	60	296	25	114	250	623	579	1086	914	2000	345	586	529	25	6					
Walnut Hill	250	9	39	67	6	81	31	53	173	55	58	200	200	389	462	851	156	151	168	5	5					
Asbury	165	1	10	93	0	29	6	38	56	11	17	105	67	183	146	329	120	62	75	4	1					
Blue Mound	55	0	6	24	0	7	2	11	0	4	0	21	12	43	14	57	40	6	6	0	1					
Cooper Creek	29	0	7	1	1	3	4	7	7	5	6	26	24	41	41	82	18	20	8	1	1					
Denton First	728	36	238	236	20	89	93	168	423	68	94	319	425	644	1035	1679	475	266	168	4	3					
Denton Trinity	283	17	145	58	6	15	8	101	30	20	35	80	90	216	163	379	190	55	15	2	3					
Chapel Hill	126	15	7	3	9	10	7	6	25	0	15	43	0	65	47	112	66	0	10	2	2					
Farmers Branch Christ	354	15	320	53	17	41	56	89	31	77	81	226	199	433	367	800	267	65	40	2	6					
Hope	70	22	0	0	0	7	11	14	0	12	0	17	0	50	11	61	60	10	0	1	1					
Webb Chapel	80	4	14	7	1	7	6	19	15	5	5	30	57	61	83	144	33	35	7	4	1					
Flower Mound	333	9	8	0	11	34	39	170	143	30	37	171	116	405	335	740	65	26	14	200	53					
Trietsch Memorial	1565	81	41	50	109	255	645	387	800	129	384	274	1075	1045	2904	3949	790	3904	850	4	13					
Irving First	406	11	2	84	10	27	19	48	30	23	20	220	170	318	239	557	238	135	15	2	2					

Dallas-Denton

Statistical Table No. 2

		CHURCH MEMBERSHIP					CHURCH SCHOOL															AVG ATTENDANCE					Christian Formation Groups Other Than SCS For Youth
		Total Enrolled In Confirmation Classes This Year	Number Of Persons On Constituency Roll	Baptized Members Who Are Not Professing Members	Number Of Persons Baptized This Year (All Ages)	Avg. Attendance At Principal Weekly Worship Services(s)	15A	15B	16A	16B	17A	17B	18A	18B	19A	19B	Total	In Sunday Church School (All Ages)	In Other Ongoing Classes And Groups	In Other Short-Term Classes And Groups	22A	23A					
CHURCH NAME	Kirkwood	118	11	2	20	10	20	15	60	15	20	50	30	110	125	235	19	20	21	22	23A	23B					
	Korean Central	1445	68	342	47	68	95	85	213	165	152	82	84	596	544	928	1472	507	583	621	12	15					
	Central Korean Fellowship	115	10	42	0	0	3	8	22	0	4	4	35	47	64	59	123	70	45	30	2	0					
	Northgate	150	3	3	14	0	18	10	13	20	12	0	59	58	102	88	190	60	0	50	2	2					
	Oak Haven	30	0	4	0	0	5	3	3	0	3	0	12	10	23	13	36	15	10	0	0	0					
	Plymouth Park	403	13	145	0	10	59	82	61	45	123	145	254	178	497	450	947	214	14	94	2	3					
	Justin	105	5	34	0	0	7	8	15	0	20	20	60	10	102	38	140	65	10	0	0	0					
	Krum	115	6	66	18	11	8	18	22	66	20	5	28	22	78	111	189	40	35	0	2	1					
	Lake Cities	272	3	175	109	7	24	27	40	30	47	91	49	129	160	277	437	105	207	53	6	6					
	Chin's Chapel	53	2	0	51	0	3	2	12	0	9	0	16	18	40	20	60	15	16	0	0	0					
	Lewisville First	435	22	107	4	19	56	88	209	140	41	84	219	262	525	374	1099	359	609	201	9	6					
	Living Faith	45	1	0	5	0	0	3	7	0	3	0	0	22	10	25	35	45	30	0	0	0					
	Vision Korean UM Fellowship	60	0	0	0	0	4	5	8	0	7	0	30	0	49	5	54	50	0	0	0	0					
	Vista Ridge	360	15	213	241	21	38	152	168	191	67	51	112	135	385	529	914	110	103	168	5	9					
	Barton Memorial	130	5	0	116	0	8	12	20	39	4	25	24	15	56	91	147	41	82	12	2	1					
	Elm Ridge	26	0	0	0	0	2	0	3	0	5	0	0	0	10	0	10	4	0	0	0	0					
	Oak Grove	80	2	2	5	3	3	1	2	2	4	4	25	10	34	17	51	15	7	2	0	0					
	Pilot Point	57	0	0	0	0	3	0	6	0	4	0	13	0	26	0	26	25	5	0	0	0					
	Ponder	65	3	0	32	0	5	0	8	2	5	10	10	0	28	12	40	28	12	0	1	1					
	Sanger	89	1	12	41	0	5	1	6	0	6	0	12	7	29	8	37	9	0	5	0	0					
Stony	17	2	2	6	2	2	0	2	0	0	0	6	0	10	0	10	10	0	0	0	0						
The Colony	326	11	3	11	8	15	14	30	12	10	21	65	29	120	76	196	86	23	49	1	2						
Trophy Club Fellowship	348	14	12	349	28	20	10	41	39	25	60	125	84	211	193	404	129	20	10	2	2						
DALLAS-DENTON DIST	0	0	0	0	0	0	0	0	0	0	0	0	0	0	0	0	0	0	0	0	0						
TOTAL 2008	14746	682	3219	3458	559	1674	2297	4101	4310	2277	2470	6098	7387	14150	16464	30614	7419	9294	6416	362	223						
TOTAL 2007	15185	562	3395	3663	570	1571	2053	4453	4891	2128	2401	6955	7079	15107	16424	31531	7242	5577	6665	132	141						
Incl Dec 2008 over 2007	-439	120	-176	-205	-11	103	244	-352	-581	149	69	-857	-308	-957	-40	-917	177	3717	-249	230	82						

Dallas-Denton

Statistical Table No. 3

	CHURCH SCHOOL			VIM		UMM		UMW		UMYE		WEEKDAY		PROPERTY AND OTHER ASSETS				
	22C	23	24	25A	25B	26	27	28	29	30	31	32A	32B	33	34	35	36	37
1 Argyle		13	25	58	1	10	6908	0	0	125	5000	13	286	1103020	169950	4903398	34	0 1
2 Aubrey	1	2	0	0	0	6	0	13	0	5	0	0	0	441000	0	60000	59201	9332 2
3 Allensgate	4	9	0	0	0	0	156	0	5	22	4439	0	0	2903689	250000	40000	126304	0 3
4 Carrollton First	0	0	0	0	6	60	1004	2555	190	117	16901	0	0	1336517	0	712631	7122140	0 4
5 Cambodian Fellowship	0	0	0	0	0	0	0	25	0	0	0	0	0	300000	0	32945	176000	12207 5
6 Holy Covenant	10	22	14	5	100	0	10171	0	0	81	6819	1	119	1717462	198976	205190	158352	11323 6
7 Coppell First	28	67	69	1	18	20	1066	118	3260	71	0	1	210	8000000	0	697821	2195439	69295 7
8 Corinth Faith	2	5	32	0	0	0	0	0	0	30	0	0	0	750000	0	349801	600000	0 8
9 Christ Foundry Fellowship	4	10	0	0	0	10	0	30	0	35	0	6	200	5000	0	611159	0	0 9
10 Cochran Chapel	3	6	0	0	0	0	0	0	0	26	6500	2	6	4324200	0	1250000	0	0 10
11 Dallas Korean	0	35	0	0	0	0	0	0	0	0	0	0	0	110000	0	26000	3500	26500 11
12 Lovers Lane	97	105	40	6	64	138	16000	278	60098	370	8000	38	550	2300000	0	750000	580000	580000 12
13 Northaven	10	13	0	3	0	0	0	34	0	25	0	0	0	2471670	242000	481698	2200600	0 13
14 Oak Lawn	0	0	0	0	0	0	0	0	0	0	0	2	25	6760239	0	1168106	0	0 14
15 Dallas St. Paul	10	13	0	0	0	8	6390	0	0	15	200	2	215	4093915	0	216558	115905	0 15
16 Schreber Memorial	3	5	0	0	26	0	0	58	7861	33	9794	2	177	3400000	375000	453956	281545	0 16
17 University Park	50	81	16	1	18	0	180	18734	30	30	0	1	438	27030197	1372040	3380688	1019802	0 17
18 Walnut Hill	14	24	0	0	0	20	373	103	2490	32	3624	2	220	5284843	0	230421	621494	0 18
19 Asbury	2	7	1	0	0	20	0	65	110	15	300	2	90	2350080	0	80130	883831	0 19
20 Blue Mound	2	3	0	0	0	0	0	16	500	4	0	1	135	1210726	225340	263535	0	0 20
21 Cooper Creek	0	2	0	0	0	0	0	0	0	0	0	0	0	519000	0	632	0	0 21
22 Denton First	29	36	0	0	0	0	0	140	3500	70	21000	7	180	18380348	0	513078	2921158	81332 22
23 Denton Trinity	6	11	3	0	16	0	400	0	0	16	0	2	125	2141000	0	41000	759000	3000 23
24 Chapel Hill	5	9	9	4	75	15	150	32	1500	15	7000	0	0	3212370	0	398749	0	0 24
25 Farmers Branch Christ	23	21	16	4	97	30	500	76	1500	77	1200	6	215	7660260	0	245576	922195	0 25
26 Hope	4	6	36	0	0	0	0	15	0	0	0	3	9	980000	10000	16000	0	0 26
27 Webb Chapel	3	8	3	0	0	0	0	12	325	0	0	0	0	3505190	0	4471	0	0 27
28 Flower Mound	50	303	12	0	0	22	200	117	3588	37	0	4	214	4996872	0	153156	1857476	0 28
29 Trietsch Memorial	51	68	120	0	0	150	2000	0	0	0	0	8	1306	10841043	0	770622	3094560	0 29
30 Irving First	7	11	10	0	0	30	0	0	0	20	0	3	87	11753416	0	681442	1637235	0 30

Dallas-Denton

Statistical Table No. 3

CHURCH NAME	CHURCH SCHOOL			VIM		UMM		UMW		UMVF		WEEKDAY		PROPERTY AND OTHER ASSETS				
	23C	23	24	25A	25B	26	27	28	29	30	31	32A	32B	33	34	35	36	37
11 Kirkwood	4	8	90	0	0	0	0	0	0	0	0	4	100	90000	143000	17145	0	0 31
12 Korean Central	95	122	35	0	0	0	0	0	0	0	0	38	688	820000	150000	0	4814000	0 32
13 Central Korean Fellowship	0	2	0	0	0	0	0	0	0	0	0	0	0	0	0	0	0	0 33
14 Northgate	6	10	4	0	0	10	0	40	0	15	0	0	0	2495600	137280	56202	286506	0 34
15 Oak Haven	1	1	0	0	0	13	1887	21	2347	3	0	0	0	878000	113000	15925	0	0 35
16 Plymouth Park	8	13	1	2	71	0	115	1080	0	135	21013	5	226	6618500	0	565326	0	0 36
17 Justin	1	1	0	0	0	0	0	0	0	0	0	0	0	608000	135000	20000	169000	0 37
18 Krum	3	6	0	1	1	22	300	18	650	24	4089	3	110	200000	175000	265000	1135000	0 38
19 Lake Cities	12	24	8	1	8	27	1000	42	6000	43	22000	6	588	2293180	0	111865	420234	0 39
20 Chinn's Chapel	1	1	5	0	0	0	0	0	0	0	0	0	0	550000	0	66882	0	0 40
21 Lewisville First	30	45	19	9	185	0	0	0	0	84	16528	15	864	7250000	0	15000	1593654	0 41
22 Living Faith	0	0	0	0	0	15	0	17	0	3	0	0	0	2000	0	9988	102555	0 42
23 Vision Korean UM Fellowship	0	1	0	0	0	0	0	0	0	7	2000	0	0	0	0	0	0	0 43
24 Vista Ridge	18	32	21	7	16	0	0	0	0	75	0	1	66	3205762	0	182287	1800000	0 44
25 Buton Memorial	1	4	3	0	0	25	560	15	669	0	0	1	35	1100000	46000	1138159	426437	2500 45
26 Elm Ridge	0	0	0	0	0	0	0	0	0	0	0	0	0	450000	0	91000	0	0 46
27 Oak Grove	2	2	0	0	0	6	75	0	0	10	0	0	0	650000	0	420000	34624	0 47
28 Pilot Point	1	1	0	0	0	0	0	0	0	4	0	0	0	752000	23000	107000	0	0 48
29 Ponder	0	2	3	0	0	0	0	0	0	0	0	0	0	294300	0	212000	0	0 49
30 Sanger	1	1	4	0	0	11	612	21	2152	15	0	0	0	691000	139000	11860	0	0 50
31 Snowy	0	0	0	0	0	0	0	0	0	0	0	0	0	217273	0	23650	0	41 51
32 The Colony	6	9	7	2	21	20	1200	20	5386	21	543	5	155	1982670	0	21037	291293	12832 52
33 Trophy Club Fellowship	5	9	24	0	0	20	3225	0	0	60	7850	1	92	2700000	0	110000	1714891	0 53
34 DALLAS-DENTON DIST	0	0	0	0	0	0	0	0	0	0	0	0	0	0	0	0	0	0 54
TOTAL 2008	616	1201	663	54	781	749	54021	1816	124461	1770	164791	185	7731	215657542	4111595	2894869	4392288	812331
TOTAL 2007	543	816	458	71	1283	766	86560	1829	132867	1714	201167	157	6881	2056060606	4992207	36717997	4492347	577344
Inc/Dec 2008 over 2007	73	385	205	-17	-502	-17	-32359	-13	-8406	56	-36376	28	850	10050936	-880612	-7769308	-1000959	235087

Dallas-Denton

Statistical Table No. 4

CONNECTIONAL PROGRAMS																					
	CHURCH NAME	World Service	Conference Benevolences	Ministerial Education Fund	Black College Fund	Africa University Fund	General Advance Specials	World Service Special Gifts	Youth Service Fund	Human Relations Day	One Great Hour Of Sharing	Peace with Justice	Native American Ministries Sunday	World Communion	United Methodist Student Day	Christian Education Sunday	Golden Cross	Retired Ministers Offering	Conference Advance Specials	Texas Methodist Colleges	Campus Ministries
1	Argyle	38	7792	2532	1008	223	677	43B	44	45A	45B	45C	45D	45E	45F	46A	46B	46C	47	48A	48B
2	Autrey	85	81	28	11	2	0	0	0	0	195	380	131	383	384	0	0	0	145	419	1841
3	Aldersgate	5022	4821	1632	650	144	0	0	0	0	0	0	0	0	0	0	0	0	300	5	202
4	Carrollton First	14350	13776	4664	1857	410	0	0	0	0	409	0	0	0	408	0	393	0	190	771	11873
5	Cambodian Fellowship	0	0	0	0	0	0	0	0	0	0	0	0	0	0	0	0	0	0	0	33914
6	Holy Covenant	9671	9284	3143	1252	276	30	0	0	0	0	250	0	0	0	0	0	0	350	520	2285
7	Coppel First	29536	28355	9599	3822	844	13082	0	0	0	0	0	0	0	0	0	0	0	10455	1587	6978
8	Corinth Faith	3131	3006	1018	405	89	0	0	0	0	0	0	0	0	0	0	0	0	669	168	7408
9	Christ Foundry Fellowship	0	0	0	0	0	0	0	0	0	0	0	0	0	0	0	0	0	0	0	0
10	Cochran Chapel	4517	4337	1468	585	129	760	0	0	0	0	0	0	0	0	0	0	0	33	243	106710
11	Dallas Korean	0	0	0	0	31	0	0	0	0	0	0	0	0	0	0	0	0	200	0	011
12	Lovers Lane	68985	66226	22421	8928	1971	8224	0	0	0	0	0	0	0	0	0	0	0	9040	3706	1629912
13	Northaven	10777	10345	3502	1395	308	4521	0	0	0	0	0	0	0	0	0	0	750	100	579	254613
14	Oak Lawn	9983	9584	3245	1292	285	0	0	0	0	0	0	0	0	0	0	0	0	86	536	235914
15	Dallas St. Paul	0	0	0	0	0	0	0	0	0	0	0	0	0	0	0	0	0	80	0	015
16	Schreiber Memorial	6962	6684	2263	901	199	288	0	0	0	0	0	0	0	0	0	0	0	485	374	164516
17	University Park	37411	35915	12159	4842	1069	6592	0	0	0	0	0	0	0	0	0	0	0	2360	2010	883917
18	Walnut Hill	9345	8971	3037	1209	267	7050	0	0	0	151	0	0	305	138	0	255	0	1663	502	220818
19	Ashbury	6153	5907	2000	796	176	0	0	0	0	0	0	0	0	0	0	0	0	380	331	145419
20	Blue Mound	1948	1870	633	252	56	0	0	0	0	0	0	0	0	0	0	0	0	105	460	2020
21	Cooper Creek	798	767	260	103	23	0	0	0	0	0	0	0	0	0	0	0	0	7	43	18921
22	Denton First	27243	26154	8854	3526	779	10223	0	0	100	100	100	100	110	100	0	1000	0	1452	1463	643722
23	Denton Trinity	6332	6079	2058	819	181	0	0	0	200	0	0	0	0	0	0	0	0	0	340	149623
24	Chapel Hill	4444	4266	1444	575	127	1099	0	0	0	0	0	0	0	0	0	0	0	1217	239	105024
25	Farmers Branch Christ	15850	15216	5151	2051	453	29608	0	0	0	0	0	0	0	0	0	0	0	1200	851	374525
26	Hope	1567	1504	509	203	45	0	0	0	0	0	0	0	0	0	0	0	0	0	84	37026
27	Webb Chapel	2327	2234	756	301	66	0	0	0	59	182	54	58	292	52	0	159	0	400	125	55027
28	Flower Mound	12215	11727	3970	1581	349	0	0	0	91	191	15	173	55	0	0	0	0	644	656	288628
29	Triseths Memorial	45740	43910	14866	5919	1307	12040	0	0	0	0	0	0	0	0	0	0	0	2530	2457	1080729
30	Irving First	14928	14330	4852	1932	427	205	0	0	0	0	0	0	0	0	0	0	0	3074	802	352730

Dallas-Denton

Statistical Table No. 4

CONNECTIONAL PROGRAMS																					
	CHURCH NAME	World Service	Conference Benevolences	Ministerial Education Fund	Black College Fund	Africa University Fund	General Advance Specials	World Service Special Gifts	Youth Service Fund	Human Relations Day	One Great Hour Of Sharing	Peace with Justice	Native American Ministries Sunday	World Communion	United Methodist Student Day	Christian Education Sunday	Golden Cross	Retired Ministers Offering	Conference Advance Specials	Texas Methodist Colleges	Campus Ministries
	Kirkwood	3208	3080	1043	415	92	170	0	0	0	0	0	0	0	0	46A	46B	46C	47	48A	48B
	Korean Central	1435	1378	466	186	495	0	0	0	0	0	0	0	0	0	0	0	0	100	77	758
	Central Korean Fellowship	0	0	0	0	0	0	0	0	0	0	0	0	0	0	0	0	0	0	0	339
	Northgate	2902	2786	943	376	83	0	0	0	67	165	115	157	75	0	0	0	0	200	156	686
	Oak Haven	1494	1434	486	193	43	0	0	0	0	0	0	0	0	0	0	0	0	90	80	353
	Plymouth Park	1560	1504	5090	2027	448	3790	0	0	0	0	0	0	0	0	0	681	0	1265	841	3700
	Justin	2746	2637	893	355	78	0	0	0	0	0	0	0	0	0	0	0	0	0	148	649
	Krum	2035	1954	661	263	58	0	0	0	0	0	0	0	0	0	0	0	0	400	109	481
	Lake Cities	8408	8072	2733	1088	240	0	0	0	0	0	0	0	0	0	0	0	0	268	452	1987
	China's Chapel	1316	1264	428	170	38	1112	0	0	0	0	0	0	0	0	0	0	0	0	71	311
	Lewisville First	12531	12029	4073	1622	358	6861	0	0	0	0	0	0	0	0	0	0	0	1997	673	2961
	Living Faith	0	101	0	0	8	0	0	0	0	0	0	0	0	0	0	0	0	0	0	0
	Vision Korean UM Fellowship	0	0	0	0	0	0	0	0	0	0	0	0	0	0	0	0	0	0	0	0
	Vista Ridge	10632	10206	3455	1376	304	1115	0	0	0	438	0	0	304	126	0	0	0	767	571	2512
	Burton Memorial	3076	2953	1000	398	88	0	0	0	0	0	0	0	0	0	0	44	0	45	165	727
	Elm Ridge	194	187	63	25	6	0	0	0	0	0	0	0	0	0	0	0	0	0	10	46
	Oak Grove	2643	2537	859	342	76	110	0	0	0	0	0	0	0	0	0	0	0	200	142	624
	Pilot Point	1784	1713	580	231	51	0	0	0	0	0	0	0	0	0	0	0	0	96	422	422
	Ponder	1283	1232	417	166	37	0	0	0	0	0	0	0	0	0	0	0	0	69	303	481
	Sanger	1153	1107	375	149	33	47	0	0	0	373	0	0	0	0	0	0	0	892	62	272
	Sony	354	340	115	46	10	0	0	0	0	0	0	0	0	0	0	0	0	0	19	84
	The Colony	10474	10053	3404	1355	299	410	0	0	0	0	0	0	0	0	0	0	0	100	563	2475
	Trophy Club Fellowship	6259	6009	2034	810	179	2493	0	0	210	631	220	163	172	317	0	91	0	145	336	1479
	DALLAS-DENTON DIST	0	0	0	0	192	0	0	0	0	0	0	0	0	0	0	0	0	300	0	0
	TOTAL 2008	446699	428937	145182	57808	13452	110507	0	0	722	3220	905	780	1696	1525	0	4614	750	48393	23998	103545
	TOTAL 2007	422250	400844	145908	58102	13323	151130	200	0	741	8534	1622	606	2452	891	0	7698	55	56913	24118	103189
	Inc/Dec 2008 over 2007	24449	28093	-726	-294	129	-40623	-200	0	-19	-5334	-717	174	-756	634	0	-3084	695	-8520	-120	2356

Dallas-Denton

Statistical Table No. 5

	CHURCH NAME	CONNECTIONAL PROGRAMS										CONNECTIONAL ADMINISTRATION				MINISTERIAL SUPPORT					
		48C	49A	49B	49C	49D	50A	50B	50C	50D	51	52	53	54	55	56	57	58	59A	59B	60
	SMU Campus Ministry	31	0	0	0	239	1380	49	7835	0	37252	200	686	117	6790	1939	544	10738	7332	7656	3056
	Methodist Mission Home - S.A.	20	803	0	0	3	15	1	0	0	2	7	1	74	23	6	117	2935	7101	7656	1969
	Methodist Home - Waco	57	0	0	0	440	2541	90	14535	0	169621	0	1263	215	12505	3641	1002	19776	15741	15312	5628
	Retirement Homes Of North Texas	0	0	0	0	0	0	0	0	0	0	0	0	0	0	0	0	0	0	0	0
	Lydia Patterson Institute	38	0	0	0	297	1713	61	8750	0	3208	248	851	145	8428	2469	675	13358	10702	6991	3793
	Camping And Retreat	117	0	0	0	906	5231	185	39874	0	36349	758	2600	443	25738	8322	2062	40702	15728	15312	11583
	Gebran Chapel	12	0	0	0	96	555	20	890	0	1371	80	276	47	2729	799	219	4315	7206	7656	1228
	Dallas Korean	18	0	0	0	139	800	28	1977	0	6742	116	398	68	3937	1091	315	6225	7609	7656	1772
	Lovers Lane	273	0	0	0	2115	12217	432	42916	0	120827	1771	6073	1036	60115	18755	4817	95067	47124	45936	27053
	Northaven	43	0	0	0	330	1909	68	4276	0	277	949	162	9391	2657	752	14851	7338	7656	4226	0
	Oak Lawn	39	0	0	0	306	1768	63	1140	0	42346	256	879	150	8700	2214	697	13758	7139	7656	3915
	Dallas St. Paul	0	0	0	0	0	0	0	0	0	5454	0	0	0	0	0	0	7430	7656	1000	15
	Schreiber Memorial	28	0	0	0	214	1233	44	718	0	20593	179	613	105	6067	1797	486	9595	7075	7656	2730
	University Park	148	0	0	0	1147	6626	234	37620	0	79865	960	3293	562	32601	8775	2612	51555	15872	15312	14671
	Walnut Hill	37	0	0	0	287	1655	59	11761	0	23529	240	823	140	8143	2434	653	12878	7704	7656	3665
	Asbury	24	0	0	0	189	1090	39	0	0	14126	158	542	92	5362	1665	430	8479	7772	7656	2413
	Blue Mound	8	0	0	0	60	345	12	0	0	4110	50	172	29	1698	538	136	2685	4579	6061	764
	Cooper Creek	3	0	0	0	24	141	5	0	0	0	20	70	12	696	245	56	1100	0	0	313
	Denton First	108	0	0	0	835	4825	171	6974	0	47372	699	2398	409	23740	8173	1902	37543	21187	22968	10684
	Denton Trinity	25	0	0	0	194	1121	40	0	0	1000	163	557	95	5518	1770	442	8726	7378	7656	2483
	Chapel Hill	18	328	0	0	136	787	28	1229	0	10039	114	391	67	3873	1191	310	6124	6881	7656	1743
	Farmers Branch Christ	63	0	0	0	486	2807	99	15673	0	49220	407	1395	238	13812	4467	1107	21842	8134	7656	6216
	Hope	6	0	0	0	48	278	10	0	0	0	40	138	24	1365	370	109	2159	5126	0	614
	Webb Chapel	9	0	0	0	71	412	15	0	0	1868	60	205	35	2027	624	162	3206	5865	7656	912
	Flower Mound	48	0	0	0	375	2163	77	1163	0	35369	314	1075	183	10645	3244	853	16833	14341	15312	4790
	Tristech Memorial	181	4715	1720	735	1403	8101	287	1000	0	339412	1174	4027	687	39859	12773	3194	63033	22963	20964	17937
	Irving First	59	1060	0	1147	458	2644	94	6811	0	70682	383	1314	224	13008	3925	1042	20571	8055	7656	5854

Dallas-Denton

Statistical Table No. 5

	CHURCH NAME	CONNECTIONAL PROGRAMS										CONNECTIONAL ADMINISTRATION				MINISTERIAL SUPPORT					
		48C	49A	49B	49C	49D	50A	50B	50C	50D	51	52	53	54	55	56	57	58	59A	59B	60
31	Kirkwood	13	0	0	0	98	568	20	250	0	61880	82	282	48	2795	929	224	4421	6608	7656	1258 31
32	Korean Central	6	0	0	0	44	254	9	0	0	239057	37	126	22	1250	3672	100	1977	6963	7656	6797 32
33	Central Korean Fellowship	0	0	0	0	0	0	0	0	0	0	0	0	0	0	0	0	0	0	0	0 33
34	Northgate	11	0	15	0	89	514	18	1615	0	0	74	255	44	2529	804	203	3999	6891	7656	1138 34
35	Oak Haven	6	0	0	0	46	265	9	0	0	0	38	132	22	1302	368	104	2059	5954	3192	586 35
36	Plymouth Park	62	1034	519	0	480	2773	98	5387	0	20179	402	1379	235	13647	4279	1094	21581	17190	18134	6141 36
37	Justin	11	0	0	0	84	486	17	0	0	0	70	242	41	2393	740	192	3785	6879	7656	1077 37
38	Krum	8	0	0	0	62	360	13	0	0	6356	52	179	31	1774	605	142	2805	4376	6504	798 38
39	Lake Cities	33	0	0	0	258	1489	53	700	0	5338	216	740	126	7327	2451	587	11587	7097	8042	3297 39
40	China's Chapel	5	0	0	0	40	233	8	303	0	1759	34	116	20	1147	298	92	1814	0	2552	516 40
41	Lewisville First	49	0	0	0	384	2219	79	555	0	274890	322	1103	188	10920	4043	875	17268	7976	7656	4914 41
42	Living Faith	0	0	0	0	0	0	0	0	0	0	0	0	0	246	108	20	389	0	0	111 42
43	Vision Korean UM Fellowship	0	0	0	0	0	0	0	0	0	0	0	0	0	0	0	0	0	0	0	0 43
44	Vista Ridge	42	426	0	0	326	1883	67	10406	0	11673	273	936	160	9265	2781	742	14651	12603	15312	4169 44
45	Button Memorial	12	0	0	0	94	545	19	25	0	4068	79	271	46	2680	773	215	4239	5977	7656	1206 45
46	Elm Ridge	1	0	0	0	6	34	1	0	0	614	5	17	3	169	84	14	268	1500	0	76 46
47	Oak Grove	10	0	0	0	81	468	17	851	0	3157	68	233	40	2303	660	185	3642	5879	7656	1036 47
48	Pilot Point	7	0	0	0	55	316	11	0	0	0	46	157	27	1555	488	125	2459	3450	3828	700 48
49	Ponder	5	0	0	0	39	227	8	0	0	1486	33	113	19	1118	346	90	1768	0	0	503 49
50	Sanger	5	0	0	0	35	204	7	107	0	11879	30	102	17	1005	319	81	1589	4151	5721	452 50
51	Stony	1	0	0	0	11	63	2	50	0	0	9	31	5	308	98	25	488	0	0	139 51
52	The Colony	41	0	0	0	321	1855	66	2250	0	12885	269	922	157	9127	3109	731	14434	13755	15312	4107 52
53	Trophy Club: Fellowship	25	3274	3238	0	192	1108	39	863	0	41149	161	551	94	5454	1690	437	8625	7326	7656	2455 53
54	DALLAS-DENTON DIST	0	0	0	0	0	0	0	1250	0	0	0	0	0	0	2801	0	0	0	0	1428 54
TOTAL 2008		1766	11639	6479	1882	13697	79110	2803	256992	0	1819475	11098	39325	6706	389511	126662	31212	616005	410892	418853	184571
TOTAL 2007		1774	15845	14006	2675	13822	80620	2816	110150	92122	1692854	10923	36672	6739	314102	114769	28736	616146	410161	430730	171354
Inc/Dec 2008 over 2007		-8	-4206	-7527	-793	-125	-1510	-13	146842	-92122	126621	175	2653	-33	75409	11893	2476	-141	731	-11877	13217

Dallas-Denton

Statistical Table No. 6

MINISTERIAL SUPPORT																			
	CHURCHNAME	61	62	63	%PD	64A	64B	65A	65B	66A	66B	66C	66D	67A	67B	67C	67D	68A	68B
	Argyle	2038	460	4726	100	39293	39293	0	0	6957	28000	0	0	0	0	0	0	0	0
	Aubrey	22	5	51	13	11052	11052	0	0	0	14101	0	0	0	0	0	0	0	0
	Altdergate	1313	297	3046	100	50456	50456	0	0	3876	1675	0	0	0	0	2500	0	6816	0
	Carrollton First	3753	1216	8704	100	69418	70991	27489	27489	0	49500	0	29500	488	732	5064	2265	0	0
	Cambodian Fellowship				0	0	0	0	0	0	6000	0	0	0	0	0	0	0	0
	Holy Covenant	2529	571	5866	100	53626	53626	3033	3033	3600	6150	0	14067	1725	350	2199	664	2422	0
	Coppell First	7724	1745	17915	100	85340	85340	29718	29718	0	35760	0	26250	3603	478	2397	2322	0	0
	Corinth Faith	819	185	1899	100	41600	41600	0	0	0	25000	0	0	0	0	0	0	1486	0
	Christ Foundry Fellowship				0	0	0	0	0	0	0	0	0	0	0	0	0	0	0
	Cochran Chapel	1181	267	2740	100	55856	55856	0	0	5000	23792	0	0	0	0	0	0	1200	0
	Dallas Korean	10	0	0	0	36000	18000	0	0	1200	0	0	0	0	0	0	0	0	0
	Lovers Lane	18041	4076	41842	100	115985	115985	213905	213905	0	83000	0	116384	0	0	0	0	2620	3507
	Northaven	2818	637	6536	100	61152	61152	0	0	5325	3457	0	0	0	0	0	0	0	0
	Oak Lawn	2611	590	6055	100	60000	60000	0	0	7500	24000	0	0	2000	0	0	0	0	0
	Dallas St. Paul			0	2	37036	37036	3180	3180	0	37036	0	0	4169	2403	2031	113	2952	0
	Schreiber Memorial	1821	411	4223	100	41797	41721	0	0	6830	8545	0	0	2077	0	7523	0	0	0
	University Park	9784	2211	22691	100	93600	93600	31240	31240	8558	37882	0	60700	1838	1238	2140	1792	0	0
	Walnut Hill	2444	552	5668	100	52536	52536	0	0	0	32000	0	0	1800	0	221	0	6816	0
	Ashbury	1609	364	3732	100	53292	53291	0	0	0	29685	0	0	2500	0	2757	0	2840	0
	Blue Mound	509	115	1182	100	28840	28840	0	0	2928	3739	0	0	0	0	0	0	0	0
	Cooper Creek	209	47	484	100	1000	1000	0	0	0	12000	0	0	0	0	0	0	0	0
	Denton First	7125	1610	16524	100	67500	67500	64906	64906	5000	30000	12566	26235	1659	810	3180	3237	0	0
	Denton Trinity	1656	374	3841	100	41862	41862	6330	6330	6622	23626	0	3015	1050	0	0	0	0	0
	Chapel Hill	1162	263	2695	100	33588	33588	0	0	0	17580	0	0	0	0	0	0	4600	0
	Farmers Branch Christ	4145	937	9613	100	69200	69200	0	0	6284	22050	0	0	3101	0	1269	0	8080	0
	Hope	410	93	950	100	28310	28310	0	0	3000	11345	0	0	6000	0	12000	0	6128	0
	Webb Chapel	608	137	1411	100	29670	30260	0	0	6460	7900	0	0	0	0	0	0	2400	0
	Flower Mound	3195	722	7409	100	42140	44254	36708	39254	4000	24000	4000	20000	1760	251	2432	2083	0	0
	Trietsh Memorial	11962	2703	2743	100	106667	106667	73005	73005	8800	29333	0	77185	1920	6284	5042	5174	0	0
	Irving First	3904	882	9054	100	64904	65529	24201	26326	6000	24000	0	18000	0	1733	0	1867	6816	0

Dallas-Denton

Statistical Table No. 6

MINISTERIAL SUPPORT																			
	CHURCH NAME	61	62	63	%PD	64A	64B	65A	65B	66A	66B	66C	66D	67A	67B	67C	67D	Other Cash Allowances Paid - Pastor	Other Cash Allowances Paid - Associate(s)
	Kirkwood	839	190	1946	100	52150	52150	51981	0	3953	125	0	0	0	0	0	0	68A	68B
	Korean Central	375	85	870	17	34800	34800	0	0	0	0	0	0	600	0	12000	0	6515	0
	Central Korean Fellowship	0	0	0	0	32000	32000	0	0	0	17000	0	0	0	0	0	0	4820	0
	Northgate	759	171	1760	100	44887	44887	0	0	4000	11199	0	0	0	0	0	0	0	0
	Oak Haven	391	88	906	100	15000	16000	0	0	1100	8458	0	0	0	0	0	0	0	0
	Plymouth Park	4096	925	9499	100	59132	59132	51981	0	0	13000	0	18317	3641	1773	6359	3027	0	0
	Justin	718	162	1666	100	41589	41589	0	0	0	13858	0	0	0	0	539	0	0	0
	Krum	532	120	1234	100	31200	31200	0	0	5330	0	0	0	0	0	7392	0	0	0
	Lake Cities	2199	497	5100	100	36196	36196	1319	0	0	27583	0	6750	1891	258	0	0	0	0
	China's Chapel	344	78	798	100	20800	20800	0	0	0	0	0	0	0	0	1597	0	0	0
	Lewisville First	3277	740	7600	100	69947	66604	0	0	0	34567	0	0	2000	0	0	0	3833	0
	Living Faith	0	17	0	50	12000	12000	0	0	0	12000	0	0	0	0	0	0	0	0
	Vision Korean UM Fellowship	0	0	0	0	1000	1000	0	0	0	0	0	0	0	0	0	0	0	0
	Visa Ridge	2780	628	6449	100	46697	46697	43150	0	4400	21800	2000	0	1650	2000	1950	1300	10608	0
	Button Memorial	804	182	1866	100	50318	50318	0	0	0	17000	0	0	0	0	1334	0	0	0
	Elm Ridge	51	11	118	100	0	0	0	0	0	5600	0	0	1000	0	0	0	0	0
	Oak Grove	691	156	1603	100	21109	21109	0	0	0	20700	0	0	0	0	1000	0	0	0
	Pilot Point	467	105	1082	100	26729	26729	0	0	3200	0	0	0	1000	0	2500	0	3165	0
	Ponder	336	76	778	100	6500	6500	0	0	0	16000	0	0	0	0	0	0	6000	0
	Sanger	302	68	699	100	26100	25829	0	0	0	6000	0	0	6000	0	0	0	0	0
	Stony	93	21	215	100	9200	9200	0	0	0	0	0	0	0	0	0	0	600	0
	The Colony	2739	619	6353	100	5229	52292	33740	0	0	20000	0	5184	0	160	765	1381	0	0
	Trophy Club Fellowship	1637	370	3796	100	45590	45590	0	0	1358	23404	0	0	3708	0	3500	0	6870	0
	DALLAS-DENTON DIST	489	0	0	0	0	0	0	0	0	0	0	0	0	0	0	0	0	0
	TOTAL 2008	117321	26779	27554	95	2159093	2184367	643905	648576	121281	919450	18566	421587	57180	18470	89691	25225	97587	3507
	TOTAL 2007	113233	27554	261186	97	2083732	2097617	746362	752755	109507	838066	8865	482590	57691	22772	76010	20004	137967	1500
	InclDec 2008 over 2007	4088	-775	9753	-2	7536	86750	-102457	-104179	11774	81384	9701	-60913	-511	-4302	13681	5221	-40380	2007

Dallas-Denton

Statistical Table No. 7

	MIN SUPPORT		LOCAL CHURCH EXPENDITURES						
	CHURCH NAME	69	70	71	72	73	74	75	76
1	Argyle	76141	288184	90641	105706	512983	38098	0	1303813
2	Aubrey	0	4285	0	10192	1517	0	0	50024
3	Adersgate	0	81009	13207	106001	5768	0	0	337568
4	Carrollton First	0	420305	51850	132166	790411	198765	0	2096850
5	Camden Fellowship	0	0	0	20248	15500	110527	0	152275
6	Holy Covenant	55863	157015	38861	132965	5276	93385	0	67095
7	Coppell First	136514	619904	161079	347105	1150695	52024	3941	2995782
8	Corinth Faith	0	85605	12105	63145	42105	4742	0	315416
9	Christ Foundry Fellowship	0	0	19503	0	0	0	0	45938
10	Cochran Chapel	0	88226	10726	54657	0	0	0	296055
11	Dallas Korean	0	0	10875	8475	0	0	0	39284
12	Lovers Lane	0	1422153	514910	924358	1260030	968975	37476	6420494
13	Norhaven	0	276274	52429	159621	94000	0	0	752557
14	Oak Lawn	0	243464	56127	197734	0	564129	0	1282806
15	Dallas St. Paul	0	101879	18504	105159	31460	0	0	367542
16	Schreiber Memorial	0	81557	44601	141341	666575	33963	1865	522340
17	University Park	211821	967439	298053	319524	112450	51494	4609	2626544
18	Walnut Hill	16958	136372	32681	213954	55380	52704	2490	729802
19	Aubrey	0	104422	24289	76835	97680	3504	0	470742
20	Blue Mound	0	1456	3514	20379	0	0	300	88733
21	Cooper Creek	0	2598	214	10822	0	0	0	32249
22	Denton First	0	580224	88751	376022	524411	90000	11483	2210031
23	Denton Trinity	0	114760	13893	74511	31493	22081	0	401454
24	Chapel Hill	0	97769	17611	47018	0	0	0	282462
25	Farmers Branch Christ	0	320811	75329	220486	120000	39859	1886	1110897
26	Hope	0	18700	733	30883	33000	4690	0	170811
27	Webb Chapel	0	18738	5372	47719	0	0	1393	156860
28	Flower Mound	0	227586	63957	125026	360763	21011	3355	1095521
29	Truesch Memorial	102837	1126707	176900	442580	405900	81301	0	3372909
30	Irving First	0	273791	95671	139117	293487	34983	0	1211813

Dallas-Denton

Statistical Table No. 7

CHURCHNAME	MIN SUPPORT		LOCAL CHURCH EXPENDITURES					GRAND TOTAL PAID
	Diaconal Minister(s) Total Compensation	Other Staff Compensation	Current Expenses For Program (including Church School)	Other Current Operating Expenses (not including Program Expenses)	Principal And Interest Paid On Indebtedness, Loans, Mortgages, etc.	Paid On Buildings And Improvements (not including funds borrowed)	UMW Cash Sent To District Or Conference UMW Treasurer	
	69	70	71	72	73	74	75	76
31 Kirkwood	0	7883	7892	19720	0	38529	0	233761
32 Korean Central	0	299704	246941	236732	427777	0	0	1541245
33 Central Korean Fellowship	0	24860	38500	14750	0	0	0	131930
34 Northgate	0	43681	3465	34296	50265	7831	4014	240894
35 Oak Haven	0	10188	0	44035	0	0	2347	101855
36 Plymouth Park	0	207205	92490	218152	833536	117445	1080	181147
37 Justin	0	59370	25237	43854	24162	4562	0	246696
38 Krum	0	22701	6823	26067	0	7000	0	138425
39 Lake Cities	0	133899	22190	76189	55160	510	1000	444486
40 Chinn's Chapel	0	3710	12193	11878	0	10210	0	75255
41 Lewisville First	0	241309	27626	152352	158800	0	0	1070234
42 Living Faith	0	0	6844	25100	4945	0	0	61889
43 Vision Korean UM Fellowship	0	0	5000	11800	0	0	0	17800
44 Vista Ridge	0	241609	78706	131017	217200	10720	0	942335
45 Button Memorial	0	70588	31612	47655	33843	0	879	292536
46 Elm Ridge	0	0	200	5250	0	15020	0	30573
47 Oak Grove	0	0	1924	11035	6180	0	0	99043
48 Pilot Point	0	10704	7307	2007	0	0	0	76367
49 Ponder	0	24632	15007	14860	0	0	0	93451
50 Sanger	0	4638	3196	15479	0	27332	100	119811
51 Stony	0	0	530	10610	0	2275	0	25792
52 The Colony	0	137051	15754	91134	26840	0	1690	519818
53 Trophy Club Fellowship	0	160798	63328	79145	54256	11363	0	565008
54 DALLAS-DENTON DIST	0	0	0	0	0	0	0	6460
TOTAL 2008	600134	9565763	2699402	5996826	7919390	2718862	79908	40496850
TOTAL 2007	535483	8819744	2810768	5736203	7286859	2750246	92406	38604548
Inc/Dec 2008 over 2007	64651	746019	-111366	260623	632531	-31384	-12498	1892302

Dallas-Denton

Statistical Table No. 8

CHURCH NAME	ANNUAL OPERATING BUDGET AND BENEVOLENCE GIVING FUNDING SOURCES							FUNDING SOURCES: SPECIAL PROJECTS				FUNDING SOURCES: OUTSIDE CHURCH					
	Number Of Pledges And Identified Givers	Amount Received Through Pledges	Amount Received From Non-Pledging, Yet Identified Givers	Amount Received From Unidentified Givers	Amount Received From Interest And Dividends	Amount Received From Sale Of Church Assets	Amount Received Through Building Use Fees, Contributions And Rentals	Amount Received Through Fundraisers And Other Sources	TOTAL	Capital Campaigns	Memorial/Endowment/Bequests	Other Sources and Projects	TOTAL	Equitable Compensation Funds Received By Church Or Pastor	Advance Special Or Apportioned Funds Received By Church	Other	TOTAL
	79	80A	80B	80C	80D	80E	80F	80G	80	81A	81B	81C	81	82A	82B	82C	82
Argyle	222	284224	434133	25811	928	0	1469	91096	837661	435625	1295	143055	579975	0	0	2700	2700
Aubrey	18	0	37416	4881	4	1500	0	1130	44931	0	0	0	0	0	0	0	0
Aldersgate	68	305493	35065	12638	679	0	200	0	14916	149116	0	0	149116	0	0	0	0
Carrollton First	406	620658	793957	20073	3516	125	1150	79221	143979	343765	555	0	344320	0	0	0	0
Cambodian Fellowship	28	0	51137	2462	0	0	1300	79221	134120	0	0	0	0	0	0	0	0
Holy Covenant	253	390642	100293	10219	602	0	20603	32850	555299	176464	2702	0	179166	0	0	0	0
Coppell First	1120	1540715	417921	31358	5796	0	16375	62635	2074800	57785	12256	67675	137716	0	0	0	0
Corinth Faith	112	210983	59142	3786	4321	0	0	0	278234	72144	0	0	72144	0	0	0	0
Christ Foundry Fellowship	30	0	13003	6500	0	0	0	0	19503	312471	0	0	312471	0	0	121701	121701
Cochran Chapel	118	0	235447	5995	37	0	19077	36052	296608	825	825	0	825	0	0	0	0
Dallas Korean	0	0	0	0	0	0	0	0	0	0	0	0	0	0	0	0	0
Lovers Lane	1203	915758	2351580	170944	7987	0	284892	671430	4402591	2759298	43149	0	2802477	0	0	0	0
Northaven	406	557079	45000	67892	440	0	10355	69533	740299	94000	60268	0	134268	0	0	0	0
Oak Lawn	259	411365	106158	18978	23693	60971	68122	82107	771394	0	5660	0	5660	0	0	0	0
Dallas St. Paul	188	0	269519	9482	327	0	1200	22187	302715	126615	0	0	126615	0	0	49018	49018
Schreiner Memorial	127	297085	83986	3967	280	0	39406	17180	441904	108107	2690	0	110797	0	0	0	0
University Park	597	1781294	415771	26027	69996	0	34634	0	2326822	1385084	32980	0	1418064	0	0	0	0
Walnut Hill	328	468490	87331	6175	201	0	20100	18178	600475	69165	3829	46933	119927	0	0	0	0
Ashbury	90	273718	190149	7864	0	0	0	0	471731	0	0	0	0	0	0	0	0
Blue Mound	58	81830	18947	6188	233	500	1450	0	109148	0	515	0	515	600	0	0	600
Cooper Creek	0	0	23362	9614	0	0	0	0	32976	0	0	0	0	0	0	0	0
Denton First	461	1281803	217409	25311	7791	0	35326	5406	1573046	346852	88690	283144	718696	0	0	0	0
Denton Trinity	253	233053	119617	9181	0	0	32193	5454	399498	63154	0	0	63154	0	0	0	0
Chapel Hill	125	252142	0	3762	10596	0	42129	1260	309890	0	0	0	0	0	0	0	0
Farmers Branch Christ	504	797485	274472	18950	5130	0	2480	882	1099399	3175	6256	0	9431	0	0	0	0
Hope	17	78601	76575	6217	0	0	0	0	161193	0	0	0	0	0	0	0	0
Webb Chapel	61	83118	15183	4478	186	0	23033	9023	137021	0	8338	0	8338	0	0	0	0
Flower Mound	313	442544	302686	20375	5593	0	4362	22269	797829	238293	1825	0	240118	0	0	0	0
Tiesch Memorial	1461	1720217	1137811	59290	7336	0	98653	3113	3026420	625221	45425	0	670646	0	0	0	0
Irving First	407	484871	368815	13399	11039	2400	11690	0	892214	346687	1331	12704	360722	0	0	0	0

Dallas Northeast

Statistical Table No. 1

CHURCH MEMBERSHIP																			
		RECEIVED				REMOVED				FULL MEMBERS AT CLOSE OF YEAR									
		Total Professing Members Reported At Close Of Last Year	This Year On Profession Of Christian Faith	Restored By Affirmation	From Other United Methodist Churches	From Other Denominations	Charge Conference Action	Withdrawn	Transfer To Other United Methodist Churches	Transfer To Other Denominations	Death	Asian	AA/Black	Hispanic	Native American	Pacific Islander	White	Multi-Racial	Total Professing Members At Close Of This Year
CHURCH NAME	PASTOR'S NAME	1	2A	2B	3	4	5A	5B	6	7	8	9A	9B	9C	9D	9E	9F	9G	9H
Greewood	Mary Hardsley Crouch	464	26	9	48	20	8	2	7	12	1	1	2	4	0	2	327	1	537
Allen First	Todd Harris	2225	67	7	40	37	19	4	39	3	11	5	11	19	0	3	2262	0	2300
Good Seed	Changmin Lee	249	4	1	0	20	0	0	2	25	0	238	0	0	0	0	7	2	247
Suncrest	Kathleen Baskin-Ball	1458	65	7	57	32	1	7	11	0	1	2	3	18	0	1	1573	2	1599
Capeville	Stanley Welch	48	2	0	1	14	0	0	1	0	2	0	5	1	0	0	56	0	62
Casa Linda	James Minor	203	2	1	1	0	16	6	8	0	13	1	6	8	0	0	149	0	164
Dallas Grace	Diana Holbert	305	3	0	2	8	0	1	0	6	2	26	12	10	1	0	260	0	309
Greentland Hills	Martha Soper	319	24	13	2	0	0	0	0	0	1	1	1	3	0	352	0	357	
Hamilton Park	Harold Dargerfield	2091	30	0	22	17	0	0	0	0	8	0	2138	1	0	1	12	0	2152
Lake Highlands	John Thornton	1560	24	8	10	9	2	7	9	1	6	0	4	6	0	0	1576	0	1586
Lakewood	Eric Rothe	259	1	0	7	7	0	0	2	0	10	0	4	4	0	0	244	0	252
Munger Place	Charles Stovall	208	13	0	0	13	0	0	0	0	3	0	160	10	0	0	38	3	211
Owenwood	Denise Jacobs	48	1	0	0	7	0	0	0	2	0	1	29	12	0	0	12	0	54
Preston Hollow	Kenneth Hildebrand	290	1	0	5	2	0	0	3	0	4	0	22	2	0	0	267	0	291
Ridgewood Park	Robert Spencer	394	8	1	10	4	0	0	15	1	8	0	3	6	0	0	384	0	393
Spring Valley	Mark Vowell	2377	17	2	29	14	362	11	14	5	11	6	95	36	0	4	1855	0	2036
White Rock	George C. Fink	909	2	0	7	7	111	0	5	0	19	0	0	13	0	0	777	0	790
Frisco First	Doug Miller	805	27	0	53	25	0	1	12	3	5	3	3	4	0	0	876	3	889
Grace Avenue	William Echols Richter	1133	71	5	92	57	0	5	12	4	2	4	14	19	0	0	1290	8	1335
Ace Memorial	J. Ben Read	396	0	1	1	1	0	0	5	0	9	0	1	10	0	0	372	2	385
Buckingham	John Fleming	294	8	0	7	6	0	0	2	2	3	3	10	11	0	1	283	0	308
Cornerstone	Walter Butts	316	1	0	12	9	0	0	8	0	1	9	4	3	0	3	310	0	329
Garland First	L. Gene Wisdom	1712	39	0	9	7	37	22	14	7	23	5	11	21	0	3	1619	5	1664
New World	D. Glen Blackmon	520	6	0	5	1	101	2	7	0	3	3	0	0	3	0	416	0	419
San Juan Fellowship	Javier Escalera	113	4	2	0	2	0	0	0	0	3	0	0	118	0	0	0	0	118
St. Philip's	Jerry Finnam	389	3	8	4	3	21	3	7	5	3	11	2	8	0	0	346	1	368
Wesley Korean	Jim Hee Lee	52	0	0	8	0	0	0	0	0	0	58	0	0	0	0	0	0	58
Heath	Scott Holcomb-McLain	384	8	8	10	3	0	1	0	0	2	0	1	0	0	1	408	0	410
Josephine	Mark Newsum	29	0	0	0	0	6	0	0	0	0	0	0	3	0	0	20	0	23

Dallas Northeast

Statistical Table No. 2

	CHURCH NAME	CHURCH MEMBERSHIP					CHURCH SCHOOL												AVG ATTENDANCE				Christian Formation Groups Other Than SCS For Youth		
		Avg. Attendance At Principal Weekly Worship Services(s)	Number Of Persons Baptized This Year (All Ages)	Baptized Members Who Are Not Professing Members	Number Of Persons On Constituency Roll	Total Enrolled In Confirmation Classes This Year	Number Of Leaders In Sunday School Groups	Number Of Leaders In All Other Groups	Children (0-6th Grade) In All Sunday Church School Groups	Children (0-6th grade) In All Other Groups	Youth (7-12th grade) In All Sunday Church School Groups	Youth (7-12th grade) In All Other Groups	Adults In All Sunday Church School Groups	Adult In All Other Groups	Christian Formation Participants In Sunday School Groups	Christian Formation Participants In All Other Groups	Total	In Sunday Church School (All Ages)			In Other Ongoing Classes And Groups		In Other Short-Term Classes And Groups		Christian Formation Groups Other Than SCS For Children
																		20	21	22	23A	23B			
		10	11	12	13	14	15A	15B	16A	16B	17A	17B	18A	18B	19A	19B	19	20	21	22	23A	23B	24	25	
	Creekwood	401	14	172	63	22	46	198	125	45	94	162	549	409	886	1295	19	212	232	888	0	0	18	5	
	Allen First	873	40	39	203	62	67	176	163	284	90	34	266	397	586	891	1477	580	540	758	66	66	18	1	
	Good Seed	188	3	2	40	25	28	15	48	0	35	0	98	25	209	40	249	168	35	45	0	0	1	13	
	Suncrek	616	69	541	686	129	149	305	455	615	332	161	286	500	1222	1581	2803	268	326	875	17	14	44	1	
	Capeville	24	2	2	16	0	5	3	2	0	3	3	15	40	25	46	71	9	5	0	0	0	5	1	
	Casa Linda	76	2	0	18	0	10	12	26	15	6	25	0	35	42	87	129	70	8	8	1	1	2	6	
	Dallas Grace	120	0	35	51	1	15	0	34	0	7	0	30	35	86	35	121	40	0	12	3	0	7	18	
	Greenland Hills	178	2	78	41	8	24	12	33	127	16	0	53	42	126	181	307	83	0	47	1	1	18	1	
	Hamilton Park	500	11	0	0	7	16	7	21	75	21	12	40	65	98	159	257	75	50	50	3	3	19	1	
	Lake Highlands	505	7	6	126	24	68	10	150	66	60	60	180	460	458	596	1054	380	175	125	4	4	0	10	
	Lakewood	100	6	7	8	0	18	46	7	16	17	0	55	30	97	92	189	45	0	15	1	1	0	11	
	Munger Place	45	0	0	0	0	3	0	4	0	3	3	18	10	28	13	41	41	28	19	0	0	12	13	
	Owenswood	70	0	0	17	9	4	11	12	0	16	0	10	12	42	23	65	35	10	10	0	0	13	14	
	Preston Hollow	99	1	21	18	0	9	14	4	14	7	52	111	72	146	218	42	15	37	1	1	2	14	1	
	Ridgewood Park	230	4	112	93	7	36	33	85	32	42	26	136	124	299	215	514	148	146	58	7	7	4	15	
	Spring Valley	525	19	101	67	11	159	81	220	45	93	75	392	417	864	618	1482	302	150	99	4	4	16	1	
	White Rock	188	6	100	100	0	50	10	24	10	55	105	276	200	405	325	730	194	20	15	0	2	17	1	
	Frisco First	442	27	282	174	18	35	70	207	265	61	68	224	402	527	805	1332	259	25	38	9	4	18	1	
	Grace Avenue	682	35	570	195	29	121	310	632	1315	237	240	283	630	1273	2495	3768	385	560	840	14	10	19	1	
	Ave Memorial	186	2	33	118	0	20	12	27	17	24	20	135	100	206	149	355	144	44	93	1	1	20	1	
	Buckingham	162	1	51	48	0	11	6	22	18	12	8	90	23	135	35	190	133	55	14	23	9	21	1	
	Cenarsone	152	3	69	25	0	24	27	40	12	31	41	90	75	188	155	343	62	29	24	4	1	22	1	
	Garland First	305	20	2	209	10	83	28	335	368	105	53	398	1274	847	2121	449	281	143	4	3	23	2	1	
	New World	165	4	0	2	0	13	6	27	27	9	12	126	56	175	101	276	83	70	20	0	0	24	1	
	Sun Juan Fellowship	80	4	2	103	6	3	12	22	0	17	0	15	15	57	27	84	43	55	25	7	7	8	25	
	St. Philip's	173	8	21	81	4	20	128	36	18	17	66	134	80	207	292	499	116	200	3535	2	2	5	26	
	Wesley Korean	50	50	0	0	40	7	5	20	0	12	0	18	0	57	5	62	35	12	0	0	0	27	1	
	Heath	178	5	31	9	8	15	7	25	12	18	25	57	92	115	136	251	66	39	97	2	2	3	28	
	Josephine	21	0	3	8	5	2	2	10	0	0	0	8	2	20	4	24	6	6	0	1	1	0	29	

Dallas Northeast

Statistical Table No. 2

	CHURCH NAME	CHURCH MEMBERSHIP				CHURCH SCHOOL																
		Avg. Attendance At Principal Weekly Worship Services(s)	Number Of Persons Baptized This Year (All Ages)	Baptized Members Who Are Not Professing Members	Number Of Persons On Constituency Roll	Total Enrolled In Confirmation Classes This Year	Number Of Leaders In Sunday School Groups	Number Of Leaders In All Other Groups	Children (0-6th Grade) In All Sunday Church School Groups	Children (0-6th Grade) In All Other Groups	Youth (7-12th grade) In All Sunday Church School Groups	Youth (7-12th grade) In All Other Groups	Adults In All Sunday Church School Groups	Adult In All Other Groups	Christian Formation Participants In Sunday School Groups	Christian Formation Participants In All Other Groups	Total	AVG ATTENDANCE			Christian Formation Groups Other Than SCS For Children	Christian Formation Groups Other Than SCS For Youth
	Good Shepherd	10	2	17	13	14	11	15B	16A	16B	17A	17B	18A	18B	19A	19B	19	20	21	22	23A	23B
	Mesquite First	305	17	110	280	9	48	25	82	27	33	59	154	95	317	139	182	165	92	8	4	31
	Mesquite St. Mark	92	0	38	40	0	5	1	5	0	4	0	71	12	85	13	98	71	12	0	0	32
	St. Stephen	99	4	3	49	2	9	11	8	10	14	35	50	24	81	80	161	75	40	16	1	133
	Plano Christ	1767	89	67	1124	80	433	655	1306	840	783	828	1041	947	3563	2970	6533	1097	871	0	6	634
	Custer Road	1669	61	1676	508	90	792	322	747	937	780	476	1649	2955	3968	5020	8988	1060	810	2175	17	1635
	Plano First	1331	46	648	329	25	175	153	498	235	287	359	940	902	1900	1649	3549	649	435	497	6	536
	St. Andrew	1768	110	1386	4560	94	395	550	1401	414	927	335	882	2514	3605	3813	7418	861	1540	2098	10	5537
	Arapaho	311	14	327	0	13	84	117	173	93	27	59	158	485	442	754	1196	155	111	160	5	138
	Feath	160	2	61	45	0	20	13	35	20	25	16	68	152	148	201	349	95	61	169	6	539
	Richardson First	2129	83	69	43	56	168	65	430	960	583	67	1401	700	2582	1792	4374	932	275	425	2	440
	First Korean	95	3	0	7	10	16	22	20	0	33	0	60	5	129	27	156	89	5	5	10	1041
	Rockwall First	820	43	467	212	71	98	115	467	842	267	152	575	430	1407	1539	2946	480	241	862	6	2442
	Rowlett First	510	43	90	84	28	89	45	335	852	60	180	444	159	928	1236	2164	503	130	502	7	643
	Royce City First	243	7	32	57	5	26	10	41	63	32	27	109	87	208	187	295	170	37	74	2	244
	Sachse First	246	4	2	100	9	25	114	86	571	42	57	76	223	229	965	1194	110	25	25	9	345
	Pleasant Valley	48	0	0	56	0	1	0	0	0	7	0	0	0	8	0	8	6	0	0	0	46
	New Covenant	180	2	30	38	0	8	0	18	0	15	0	100	10	141	10	151	90	30	15	2	147
	Wylie	372	18	9	179	16	62	219	175	712	85	50	236	285	558	1266	1824	215	20	60	5	348
	Casa View	0	0	0	0	0	0	0	0	0	0	0	0	0	0	0	0	0	0	0	0	49
	DALLAS NORTHEAST DIST	0	0	0	0	0	0	0	0	0	0	0	0	0	0	0	0	0	0	0	0	50
	TOTAL 2008	19777	893	7312	10280	942	3526	3989	8649	9978	8436	3850	12053	14968	29664	32785	62449	11372	7946	15003	272	235
	TOTAL 2007	20211	882	5804	11490	879	3594	4305	8244	4911	3434	11674	13265	28423	29505	57928	12216	8800	15320	232	250	
	Inc/Dec 2008 over 2007	-434	11	1308	-1210	63	-68	-316	405	525	416	379	1703	1241	3280	4521	-844	-854	-317	40	-15	

Dallas Northeast

Statistical Table No. 3

	CHURCH SCHOOL			VIM		UMM		UMW		UMYF		WEEKDAY		PROPERTY AND OTHER ASSETS				
	Christian Formation Participants (line 19) Who Became Professing Members	Christian Formation Groups Other Than SCS	Christian Formation Groups Other Than SCS For Adults	Number Of UMMVIM Teams From Local Church	Number Of Church Members Participating In UMMVIM	Membership In United Methodist Men	Amount Paid For Projects	Membership In United Methodist Women	Amount Paid For Local Church And Community Work	Membership In United Methodist Youth Fellowship	Amount Paid For Projects	Number Of Weekday Ministry Programs	Total Persons Served	Market Value Of Church Land, Bldgs And Equipment	Market Value Of Church Owned Parsonages And Furniture	Market Value Of Other Assets (cash, securities, other property, etc.)	Indebtedness On Items 32, 33, 34 At End Of Year	Other Indebtedness (current expenses, etc.)
CHURCH NAME	24	23	22C	25A	25B	26	27	28	29	30	31	32A	32B	33	34	35	36	37
1 Creelwood	26	35		5	87	0	0	0	0	85	0	0	0	480000	0	549002	3324518	5812
2 Allen First	57	158		3	158	32	1000	56	8000	62	74377	4	1072	6588059	0	720782	2629085	02
3 Good Seed	15	2		0	65	1750	4000	87	4600	0	0	4	25	1300000	0	0	940000	100003
4 Suncreek	72	56		9	184	80	11000	41	5454	147	4000	2	125	4599933	0	88672	3097415	04
5 Copeville	2	2		0	0	0	0	0	0	0	0	0	0	285000	0	139371	0	05
6 Casa Linda	10	3		0	20	120	48	1000	24	0	0	7	68	3198000	0	2506	0	06
7 Dallas Grace	3	1		0	0	0	0	21	1990	0	0	5	3000	5452027	0	165853	45245	07
8 Greentland Hills	6	0		0	0	0	0	6	560	25	0	0	0	1800000	0	287802	0	08
9 Hamilton Park	9	0		0	0	30	1350	30	1800	35	2500	1	45	6300000	200000	150000	1168536	750009
10 Lake Highlands	8	0		3	25	0	0	50	1397	60	6250	16	525	5994044	200000	5814406	1658358	0
11 Lakewood	4	4		5	75	8	0	27	1245	0	0	2	28	4630000	0	15000	84325	3670811
12 Munger Place	6	6		0	0	6	100	34	1235	0	0	0	0	3908892	297000	24294	0	012
13 Owenwood	1	1		0	0	0	0	0	0	0	0	2	16	3200000	0	27000	0	590013
14 Preston Hollow	2	5		1	0	15	875	32	554	8	0	1	120	5764149	0	467733	0	014
15 Ridgewood Park	8	19		16	0	15	4512	59	5749	40	23922	5	63	3375611	250000	111835	545837	015
16 Spring Valley	19	27		2	40	0	0	105	10394	75	40610	3	156	5399250	0	553163	414903	016
17 White Rock	1	3		0	0	0	0	58	550	55	2550	2	120	7752200	0	60000	0	017
18 Frisco First	15	28		37	0	55	2268	45	852	37	120	5	1100	8683506	0	433205	5293940	018
19 Grace Avenue	35	59		55	4	77	0	0	0	200	4000	3	195	6126560	0	31729	5156966	3300019
20 Ave Memorial	9	11		3	2	36	0	28	1000	20	3000	0	0	2499407	106000	181000	0	020
21 Buckingham	14	46		0	0	8	0	0	806	14	7848	2	75	2465805	0	79846	346712	175621
22 Cornerstone	6	11		0	0	22	3361	0	0	30	8092	6	168	1696256	0	124971	796000	022
23 Garland First	21	28		0	35	0	0	58	4786	105	12886	22	386	7200000	0	1875994	1015194	023
24 New World	7	7		5	0	15	3500	0	0	15	1500	1	4	3050000	0	45000	1010000	024
25 San Juan Fellowship	10	25		6	0	0	0	0	0	0	0	0	0	0	0	0	0	025
26 St. Philip's	6	13		2	0	0	0	20	2401	18	0	7	105	2428942	0	41563	192183	026
27 Wesley Korean	0	0		0	0	15	1000	23	2000	12	1500	3	18	150000	80000	2000	8000	027
28 Heath	11	16		8	1	16	25	304	0	43	11422	1	35	2685509	363120	187912	974008	028
29 Josephine	2	3		0	0	0	0	0	0	0	0	0	0	110000	0	10000	0	029

Dallas Northeast

Statistical Table No. 3

	CHURCH SCHOOL			VIM		UMM		UMW		UMYF		WEEKDAY		PROPERTY AND OTHER ASSETS				
	23C	23	24	25A	25B	26	27	28	29	30	31	32A	32B	33	34	35	36	37
CHURCH NAME																		
30 Good Shepherd	7	10	0	0	0	12	1500	10	1244	8	0	1	23	922000	194000	97752	122760	1766
31 Mesquite First	15	22	12	0	0	20	100	43	1200	65	3500	0	80	4862900	0	192932	1114180	0
32 Mesquite St. Mark	1	1	0	0	0	16	0	28	4000	0	21000	0	1	3040487	0	93000	0	0
33 St. Stephen	3	5	1	0	0	0	0	0	0	35	21000	0	0	1551800	145000	28025	5991265	0
34 Plano Christ	21	31	12	0	0	304	0	0	0	656	0	32	937	18404007	0	2658313	3278337	321008
35 Custer Road	103	136	75	9	155	150	0	110	5569	960	91000	3	424	14825600	0	755357	5804901	0
36 Plano First	10	21	23	0	40	40	39454	179	12439	128	652	14	1250	14500000	0	672187	5804901	0
37 St. Andrew	305	370	105	2	16	100	17000	100	16992	1024	85000	49	1600	2800000	0	410000	10835000	0
38 Arapaho	8	14	4	11	590	34	5137	52	3311	26	61308	9	230	3497735	0	317165	160792	0
39 Faith	12	23	0	0	35	0	0	70	200	28	450	0	0	1200000	130000	50000	144846	0
40 Richardson First	60	66	10	5	137	150	5494	165	7951	344	3580	4	300	31991361	0	5876670	11541564	15237
41 First Korean	5	25	3	0	25	3000	32	35	5000	32	1700	3	25	1200000	100000	500	200000	0
42 Rockwall First	15	45	93	6	124	22	0	48	21625	267	40247	2	250	13109834	205000	779708	4098883	23224
43 Rowlett First	11	24	22	0	0	32	17615	86	8626	180	56591	3	620	4050000	0	1475554	1599965	0
44 Royce City First	4	8	0	0	0	0	0	30	250	25	0	14	239	1620000	285000	143586	145000	0
45 Siche First	9	21	1	0	0	24	722	50	2800	43	5090	2	64	2258800	155000	47575	983938	30000
46 Pleasant Valley	0	0	0	0	0	0	0	0	0	0	0	0	0	510000	0	0	31416	5700
47 New Covenant	5	8	1	0	0	0	0	0	0	25	1800	3	35	1621200	0	4807	23000	0
48 Wylie	3	11	15	0	0	0	0	15	700	63	0	31	285	3596228	0	14474	2181054	0
49 Casa View	0	0	0	0	0	0	0	0	0	0	0	0	0	0	0	0	0	0
50 DALLAS NORTHEAST DIST	0	0	0	0	0	0	0	0	0	0	0	0	0	0	0	0	0	0
TOTAL 2008	935	1442	698	75	1755	1375	121162	1870	148280	5019	576495	276	13823	262822462	2510120	25791144	76958126	702105
TOTAL 2007	959	1441	681	67	951	1295	102184	1784	133010	4851	630794	167	11699	255445631	2603460	21204688	71673595	2080790
Inc/Dec 2008 over 2007	-24	1	17	-92	804	80	18978	86	15270	168	-56579	109	2124	-7376831	-93570	4586456	5284531	-1378685

Dallas Northeast

Statistical Table No. 4

[illegible]

Dallas Northeast

Statistical Table No. 4

CONNECTIONAL PROGRAMS																						
		CHURCH NAME	World Service	Conference Benevolences	Ministerial Education Fund	Black College Fund	Africa University Fund	General Advance Specials	World Service Special Gifts	Youth Service Fund	Human Relations Day	One Great Hour Of Sharing	Peace with Justice	Native American Ministries Sunday	World Communion	United Methodist Student Day	Christian Education Sunday	Golden Cross	Retired Ministers Offering	Conference Advance Specials	Texas Methodist Colleges	Campus Ministries
30		Good Shepherd	2514	2413	817	325	72	0	43B	44	45A	45B	45C	45D	45E	45F	46A	46B	46C	47	48A	48B
31		Mesquite First	10880	10444	3536	1408	311	1112	0	0	0	0	0	0	0	0	0	0	0	0	135	594
32		Mesquite St. Mark	4090	3926	1329	529	117	347	0	0	0	0	0	0	0	0	0	0	0	0	360	2571
33		St. Stephen	3173	3047	1031	411	91	0	0	0	0	0	0	0	0	0	0	0	0	0	220	966
34		Plano Christ	56758	54488	18447	7345	1622	31484	0	0	0	0	0	0	0	0	0	0	0	2023	3049	13410
35		Custer Road	61635	59170	20032	7976	1761	14484	0	0	0	250	0	0	0	0	0	0	0	1060	3311	14562
36		Plano First	11722	12253	3810	1517	1005	4605	0	0	0	0	0	0	0	0	0	0	0	4030	630	2769
37		St. Andrew	56434	54177	18341	7303	1613	21992	0	0	0	0	0	0	0	40	0	5500	0	9235	3031	13334
38		Arapaho	10177	9770	3308	1317	291	19546	0	0	0	0	0	0	0	0	0	0	0	880	547	2405
39		Faith	1360	1306	442	176	39	0	0	0	0	0	110	140	0	0	0	0	0	145	73	332
40		Richardson First	62797	60285	20409	8127	1795	16743	0	0	0	0	100	1638	0	0	0	1000	0	7663	3373	14837
41		First Korean	0	0	0	0	60	0	0	0	0	0	0	0	0	0	0	0	0	0	0	0
42		Rockwall First	18946	18188	6158	2452	541	5050	0	0	0	0	0	0	0	0	0	72	0	2600	1018	4476
43		Rowlett First	18704	17956	6079	2421	535	50	0	0	0	0	0	0	0	0	0	0	0	430	1005	4419
44		Royce City First	4091	3927	1330	529	117	0	0	0	0	0	0	0	0	0	0	0	0	230	220	967
45		Schice First	5657	5431	1839	732	162	3302	0	0	0	0	0	0	0	0	0	0	0	200	304	1337
46		Pleasant Valley	1367	1312	444	177	39	305	0	0	0	0	0	0	0	0	0	0	0	100	73	323
47		New Covenant	2354	2259	765	305	103	500	0	0	0	0	0	0	0	0	0	0	0	160	127	556
48		Wylie	1989	1964	1407	263	271	6247	0	0	0	0	0	0	127	0	0	0	0	200	510	2242
49		Casa View	0	0	0	0	0	0	0	0	0	0	0	0	0	0	0	0	0	0	0	0
50		DALLAS NORTHEAST DIST	0	0	0	0	97	0	0	0	0	0	0	0	0	0	0	0	0	5000	0	0
TOTAL 2008			519010	514493	167046	69973	17701	177066	0	335	262	1359	1519	652	3371	391	0	9930	0	49835	29149	128076
TOTAL 2007			557463	524798	191941	77467	17592	258747	0	50	619	12857	1735	484	2893	484	0	8645	69	72580	31993	136244
Inc/Dec 2008 over 2007			-38453	-10305	-24895	-7494	109	-81681	0	285	-357	-11498	-216	168	478	68	0	1285	-69	-22745	-2844	-8169

Dallas Northeast

Statistical Table No. 5

		CONNECTIONAL PROGRAMS										CONNECTIONAL ADMINISTRATION				MINISTERIAL SUPPORT					
	CHURCH NAME	48C	49A	49B	49C	49D	50A	50B	50C	50D	51	52	53	54	55	56	57	58	59A	59B	60
	SMU Campus Ministry	26	0	0	0	198	1144	40	0	0	17579	166	269	97	2630	1378	451	8903	7348	7656	2534
	Methodist Mission Home - S.A.	99	0	0	0	767	4432	157	2750	0	78245	642	2203	376	21807	5984	1747	34486	15851	15312	9814
	Methodist Home - Waco	11	0	0	0	82	472	17	0	0	1950	68	234	40	2321	624	186	3670	6840	7656	1044
	Retirement Homes Of North Texas	59	0	0	0	456	2633	93	500	0	84705	382	1309	223	12956	3387	1038	20489	14617	15312	5831
	Clergy Retirement Security Plan Paid Directly to Conference	3	275	100	0	20	117	4	0	0	5543	17	58	10	578	148	46	914	0	0	260
	Board Of Pensions	16	0	0	0	42	0	25	1175	0	1254	30	347	59	3435	830	0	5433	7441	7656	1546
	Appointee Health Insurance Remitted To Conference	13	0	0	0	122	591	21	1037	0	49932	86	294	50	2910	768	233	4603	7308	7656	1310
	District Superintendents Fund	22	0	0	0	167	966	34	1605	0	37319	140	480	82	4752	1158	381	7514	7306	7656	2138
	Moving Fund	23	0	0	0	176	1017	36	25000	0	22302	147	506	86	5004	1268	401	7914	14863	15312	2252
	District Administration Fund	88	0	0	0	685	3957	140	7100	0	12365	0	0	335	19473	4892	1560	3273	21434	22968	8763
	General Administration Fund	0	0	0	0	0	0	0	766	0	84567	0	0	0	4260	1024	0	6737	7275	7656	1917
	Jurisdictional Administration Fund	0	0	0	0	0	0	0	197	0	1345	0	0	0	167	607	215	2500	6860	7656	844
	Area And Conference Administration Fund	0	0	0	0	0	0	0	0	0	0	150	0	0	50	782	0	75	0	0	0
	District Administration Fund	23	300	300	200	180	1038	37	1592	38	4719	155	516	88	5106	1231	409	8074	7572	7656	2298
	Moving Fund	24	0	50	0	185	1069	38	1592	38	10968	155	531	91	5259	1301	421	8316	6817	7656	2366
	General Administration Fund	85	0	0	0	659	3808	135	8288	0	314490	552	1893	323	18738	5208	1501	29632	21690	22968	8433
	Appointee Health Insurance Remitted To Conference	44	0	0	0	339	1957	69	330	0	10375	284	973	166	9628	2549	772	15226	8550	7656	4333
	Clergy Retirement Security Plan Paid Directly to Conference	41	0	0	0	320	1851	65	6288	0	41441	268	920	157	9108	2301	730	14403	15730	10846	4099
	Board Of Pensions	51	0	0	0	398	2297	81	500	0	38693	333	1142	195	11302	2895	906	17874	14382	7656	5086
	Moving Fund	21	1239	1404	625	166	957	34	2418	0	9574	139	476	81	47709	1204	377	7447	7048	7656	2119
	District Administration Fund	13	0	0	0	89	440	18	3433	0	13408	76	259	45	3682	931	221	3822	7219	7656	1657
	Area And Conference Administration Fund	16	0	0	0	124	717	25	1036	0	17197	104	356	61	3526	919	283	5576	5907	7656	1587
	General Administration Fund	78	960	110	0	603	3482	123	5000	0	165930	505	1731	295	17134	4552	1373	27095	15396	15312	7711
	Appointee Health Insurance Remitted To Conference	24	0	0	0	186	1072	38	0	0	20000	155	533	91	5276	1393	423	8344	7472	7656	2374
	Board Of Pensions	0	0	0	0	0	0	0	265	0	0	0	0	0	0	0	0	0	0	0	0
	Moving Fund	0	0	0	0	0	0	0	0	0	57754	0	0	0	577	1450	0	6203	7404	7656	2598
	District Administration Fund	5	0	0	0	41	237	8	0	0	34	118	20	1167	272	94	1846	8997	5500	5000	525
	Area And Conference Administration Fund	26	0	0	0	200	1156	41	750	0	21537	168	575	98	5689	1374	456	8997	6678	7656	2560
	General Administration Fund	1	0	0	0	10	56	2	0	0	500	8	28	5	275	73	22	434	0	0	124

Dallas Northeast

Statistical Table No. 5

	CHURCH NAME	CONNECTIONAL PROGRAMS										CONNECTIONAL ADMINISTRATION				MINISTERIAL SUPPORT					
		48C	49A	49B	49C	49D	50A	50B	50C	50D	51	52	53	54	55	56	57	58	59A	59B	60
30	Good Shepherd	10	0	0	0	77	445	16	0	2500	65	221	38	2190	566	176	3464	6939	7656	9863	
31	Mesquite First	43	0	0	0	334	1927	68	2125	0	2590	279	958	163	9481	2548	760	14993	7443	7656	
32	Mesquite St. Mark	16	0	0	0	125	724	26	541	0	105	360	61	3564	910	286	5636	7956	7656	1064	
33	St. Stephen	13	0	0	0	97	562	20	300	0	18465	81	279	48	2765	690	222	4373	6952	7656	
34	Plano Christ	224	0	0	0	1740	10052	356	9629	0	500146	1457	4997	852	49460	13974	3963	78217	22968	22258	
35	Custer Road	243	0	400	0	1890	10916	386	66304	0	67439	1382	5426	925	53710	14984	4304	84937	36738	36418	
36	Plano First	46	0	0	0	359	2076	73	11760	0	86104	301	1032	176	30643	8364	818	48459	32885	30624	
37	St. Andrew	223	0	0	0	1731	9994	354	78436	0	331159	1448	4968	847	49178	13180	3941	77770	51696	45936	
38	Arapaho	40	0	0	0	312	1802	64	8124	0	28668	261	896	153	8868	2464	711	14025	14392	15312	
39	Faith	6	0	0	0	42	241	9	1214	0	7491	35	120	21	1185	311	95	1874	5270	7656	
40	Richardson First	248	0	9822	1000	1926	11121	394	43706	0	254195	1612	5528	943	54723	14584	4385	86538	45804	40832	
41	First Korean	0	0	0	0	0	0	0	0	0	0	0	0	0	940	437	0	5808	0	826	
42	Rockwall First	75	50	0	0	581	3355	119	3000	0	205701	486	1668	284	16510	4429	1323	26109	20968	22968	
43	Rowlett First	74	0	0	0	574	3312	117	5500	0	11782	480	1647	281	16299	4509	1366	25776	16380	15312	
44	Royce City First	16	1722	0	0	125	724	26	0	0	13876	105	360	61	3565	964	286	5637	7806	6380	
45	Sichse First	22	0	0	0	173	1002	35	2091	0	32851	145	498	85	4930	1225	395	7796	4697	4439	
46	Pleasant Valley	5	0	0	0	42	242	9	1720	0	1890	35	120	21	1191	313	95	1884	4888	7018	
47	New Covenant	9	0	0	0	72	417	15	0	0	0	60	207	35	3155	825	164	4990	7751	7656	
48	Wylie	37	0	0	0	291	1680	3	231	0	13047	12	43	7	4345	2105	663	13075	13078	14674	
49	Casa View	0	0	0	0	0	0	0	0	0	0	0	0	0	0	0	0	0	0	0	
50	DALLAS NORTHEAST DIST	0	0	0	0	0	0	0	800	0	0	0	0	0	0	5885	0	0	0	3018	
	TOTAL 2008	2161	4546	12186	1825	16706	96057	3371	305512	0	277596	13160	45378	8075	501221	143769	38140	777553	581924	561999	
	TOTAL 2007	2362	6076	13141	1375	18263	107614	3754	52294	28067	2554944	15012	48585	9038	421725	132941	38270	813691	575747	589764	
	Inc/Dec 2008 over 2007	-201	-1530	-955	450	-1557	-11557	-383	253218	-28067	222652	-1852	-3207	-963	79496	10828	-130	-36338	6177	-27765	-7621

Dallas Northeast

Statistical Table No. 6

MINISTERIAL SUPPORT																		
	CHURCH NAME	61	62	63	%PD	64A	64B	65A	65B	66A	66B	66C	66D	67A	67B	67C	67D	68A
	Episcopal Fund	657	149	1525	100	38022	38022	0	0	4705	15000	0	0	1200	0	583	0	68B
	Equitable Compensation	2845	643	6599	100	50247	50247	5200	5200	19281	0	0	0	2000	0	4000	0	0
	Insurance Subsidies	1070	242	2481	100	39932	39932	0	5083	18000	0	0	0	2330	0	2000	0	0
		830	188	1925	100	46500	48450	0	3652	996	0	0	0	0	0	0	0	0
		14843	3354	34426	100	148158	148158	124239	124239	60000	0	125980	0	0	0	0	0	6816
		16119	3642	37384	100	112040	112040	161521	161521	0	40000	0	102594	1954	3523	13438	9620	10608
		6065	693	7110	63	114853	114853	96075	96075	0	45000	0	64000	1500	4000	4500	0	0
		14759	3334	34230	100	203200	203200	225495	225495	0	60000	0	215749	2500	0	8288	1555	24608
		338	601	6173	100	58264	58264	22898	22898	4500	31220	10800	15000	3317	237	5251	277	0
		359	81	825	50	25992	25992	0	3591	0	0	0	0	3120	0	2150	0	10608
		16423	3710	38089	100	143496	143496	178674	178674	8200	47000	19740	117022	0	0	0	0	0
		551	0	0	19	32244	32244	0	0	600	0	0	0	0	0	3100	0	12084
		4955	1119	11492	100	77755	77755	53816	53816	5091	1911	0	27128	5200	6948	5258	10333	10608
		4892	1105	11345	100	55063	55063	9625	9625	0	42000	0	43000	4000	500	0	43	0
		1070	242	2481	100	45432	47535	0	1625	5535	5650	0	15833	1255	0	1384	428	1000
		1479	334	3431	100	49011	29713	10000	10000	3047	1779	0	0	1807	0	3371	0	0
		45	829	829	100	30414	30414	0	0	6000	12000	0	0	0	0	0	0	0
		357	81	829	100	30414	30414	0	0	6000	12000	0	0	0	0	0	0	4074
		616	139	1427	80	33894	33894	0	0	10000	16000	0	0	0	0	2000	0	0
		48	561	5755	66	42345	42345	22982	24482	894	10688	6000	19404	1313	1300	2013	1900	568
		2481	561	5755	66	42345	42345	22982	24482	894	10688	6000	19404	1313	1300	2013	1900	568
		0	0	0	0	0	0	0	0	0	0	0	0	0	0	0	0	0
		0	0	0	0	0	0	0	0	0	0	0	0	0	0	0	0	0
		0	0	0	0	0	0	0	0	0	0	0	0	0	0	0	0	0
		0	0	0	0	0	0	0	0	0	0	0	0	0	0	0	0	0
		0	0	0	0	0	0	0	0	0	0	0	0	0	0	0	0	0
		0	0	0	0	0	0	0	0	0	0	0	0	0	0	0	0	0
		0	0	0	0	0	0	0	0	0	0	0	0	0	0	0	0	0
		0	0	0	0	0	0	0	0	0	0	0	0	0	0	0	0	0
		0	0	0	0	0	0	0	0	0	0	0	0	0	0	0	0	0
		0	0	0	0	0	0	0	0	0	0	0	0	0	0	0	0	0
		0	0	0	0	0	0	0	0	0	0	0	0	0	0	0	0	0
		0	0	0	0	0	0	0	0	0	0	0	0	0	0	0	0	0
		0	0	0	0	0	0	0	0	0	0	0	0	0	0	0	0	0
		0	0	0	0	0	0	0	0	0	0	0	0	0	0	0	0	0
		0	0	0	0	0	0	0	0	0	0	0	0	0	0	0	0	0
		0	0	0	0	0	0	0	0	0	0	0	0	0	0	0	0	0
		0	0	0	0	0	0	0	0	0	0	0	0	0	0	0	0	0
		0	0	0	0	0	0	0	0	0	0	0	0	0	0	0	0	0
		0	0	0	0	0	0	0	0	0	0	0	0	0	0	0	0	0
		0	0	0	0	0	0	0	0	0	0	0	0	0	0	0	0	0
		0	0	0	0	0	0	0	0	0	0	0	0	0	0	0	0	0
		0	0	0	0	0	0	0	0	0	0	0	0	0	0	0	0	0
		0	0	0	0	0	0	0	0	0	0	0	0	0	0	0	0	0
		0	0	0	0	0	0	0	0	0	0	0	0	0	0	0	0	0
		0	0	0	0	0	0	0	0	0	0	0	0	0	0	0	0	0
		0	0	0	0	0	0	0	0	0	0	0	0	0	0	0	0	0
		0	0	0	0	0	0	0	0	0	0	0	0	0	0	0	0	0
		0	0	0	0	0	0	0	0	0	0	0	0	0	0	0	0	0
		0	0	0	0	0	0	0	0	0	0	0	0	0	0	0	0	0
		0	0	0	0	0	0	0	0	0	0	0	0	0	0	0	0	0
		0	0	0	0	0	0	0	0	0	0	0	0	0	0	0	0	0
		0	0	0	0	0	0	0	0	0	0	0	0	0	0	0	0	0
		0	0	0	0	0	0	0	0	0	0	0	0	0	0	0	0	0
		0	0	0	0	0	0	0	0	0	0	0	0	0	0	0	0	0
		0	0	0	0	0	0	0	0	0	0	0	0	0	0	0	0	0
		0	0	0	0	0	0	0	0	0	0	0	0	0	0	0	0	0
		0	0	0	0	0	0	0	0	0	0	0	0	0	0	0	0	0
		0	0	0	0	0	0	0	0	0	0	0	0	0	0	0	0	0
		0	0	0	0	0	0	0	0	0	0	0	0	0	0	0	0	0
		0	0	0	0	0	0	0	0	0	0	0	0	0	0	0	0	0
		0	0	0	0	0	0	0	0	0	0	0	0	0	0	0	0	0
		0	0	0	0	0	0	0	0	0	0	0	0	0	0	0	0	0
		0	0	0	0	0	0	0	0	0								

Dallas Northeast

Statistical Table No. 7

	CHURCH NAME	MIN SUPPORT		LOCAL CHURCH EXPENDITURES					GRAND TOTAL PAID	
		Diaconal Minister(s) Total Compensation	Other Staff Compensation	Current Expenses For Program (including Church School)	Other Current Operating Expenses (not including Program Expenses)	Principal And Interest Paid On Indebtedness, Loans, Mortgages, etc.	Paid On Buildings And Improvements (not including funds borrowed)	UMW Cash Sent To District Or Conference UMW Treasurer		
		69	70	71	72	73	74	75	76	
1	Creekwood	0	26382	62275	88531	144877	426382	0	1169227	1
2	Allen First	60115	378244	84524	306997	243614	70555	2900	1738823	2
3	Good Seed	0	41400	15000	18000	83000	0	0	243463	3
4	Suncreek	0	473079	133987	131392	136290	675378	1410	1944725	4
5	Capeville	0	0	1733	11317	0	0	0	41570	5
6	Casa Linda	0	75065	12404	83053	0	14000	1000	284432	6
7	Dallas Grace	0	55209	1999	57828	6097	1714	1990	28600	7
8	Greenland Hills	20144	103933	13852	61390	0	0	0	375769	8
9	Hamilton Park	18000	234582	276438	275128	252000	37459	0	1369009	9
10	Lake Highlands	90663	297267	100328	183702	155619	3850	1397	1192758	10
11	Lakewood	20000	71296	2027	86027	7275	7565	1000	360415	11
12	Munger Place	0	30176	16881	19959	0	0	1235	158330	12
13	Owenwood	0	6590	10205	43929	0	0	0	85776	13
14	Preston Hollow	0	138809	6429	49552	0	33819	1480	399372	14
15	Ridgewood Park	0	133055	38919	86070	44388	72630	6957	527484	15
16	Spring Valley	79805	358108	30229	82576	60823	25839	0	1386759	16
17	White Rock	0	192168	21239	42096	0	74940	3258	562083	17
18	Frisco First	0	228591	61329	123795	457303	50872	0	1266288	18
19	Grace Avenue	0	286704	130179	192438	979005	11476	0	1910459	19
20	Axe Memorial	0	76163	21405	76558	0	45365	5062	370088	20
21	Buckingham	0	95737	16234	20742	41145	13948	1138	31591	21
22	Cornerstone	0	61117	11675	40498	51388	22556	0	297167	22
23	Garland First	56445	342434	61042	190652	117129	79905	3285	139003	23
24	New World	0	33200	3000	68000	94850	1600	0	366110	24
25	San Juan Fellowship	0	0	0	0	0	0	0	13895	25
26	St. Philip's	0	90077	5021	45473	38400	15532	590	365718	26
27	Wesley Korean	0	0	0	10000	15000	3000	0	120967	27
28	Heath	0	101674	23065	89189	131399	23278	0	521826	28
29	Josephine	0	0	1807	7969	0	550	0	18216	29

Dallas Northeast

Statistical Table No. 7

	CHURCH NAME	MIN SUPPORT		LOCAL CHURCH EXPENDITURES						GRAND TOTAL PAID
		Diaconal Minister(s) Total Compensation	Other Staff Compensation	Current Expenses For Program (including Church School)	Other Current Operating Expenses (not including Program Expenses)	Principal And Interest Paid On Indebtedness, Loans, Mortgages, etc.	Paid On Buildings And Improvements (not including funds borrowed)	UMW Cash Sent To District Or Conference UMW Treasurer		
		69	70	71	72	73	74	75	76	
30	Good Shepherd	0	35521	508	30818	16340	0	1111	177358	30
31	Mesquite First	54422	178603	30518	151505	110378	1734	1487	711323	31
32	Mesquite St. Mark	0	43402	6624	62887	0	2266	800	228516	32
33	St. Stephen	0	41985	7388	34506	27684	2589	0	222914	33
34	Plano Christ	0	943616	359210	508482	437924	1161422	0	4875179	34
35	Custer Road	19535	1046205	265327	822014	498180	76879	7591	4055941	35
36	Plano First	0	702849	142695	363648	406731	410134	7279	2600483	36
37	St. Andrew	148400	939680	206879	472126	1714031	425138	16992	5656578	37
38	Arapaho	0	154915	28132	102271	19980	28240	1200	647200	38
39	Faith	0	28758	12400	38700	14280	0	720	171867	39
40	Richardson First	68320	1292524	396236	657186	1011203	473457	18786	5376788	40
41	First Korean	0	40000	5500	20700	16686	0	0	139536	41
42	Rockwall First	117795	370756	78929	274945	402179	837058	2100	2714674	42
43	Rowlett First	0	416057	73619	83668	153911	16870	300	1189848	43
44	Royce City First	0	39601	11003	90633	23126	17157	250	320676	44
45	Schise First	0	118606	22164	79818	155458	6719	250	319543	45
46	Pleasant Valley	0	0	2968	17820	0	1274	0	99666	46
47	New Covenant	0	66396	6733	37208	22735	0	0	231054	47
48	Wylie	0	183273	37330	127552	148916	0	0	699007	48
49	Casa View	0	0	0	0	0	0	0	0	49
50	DALLAS NORTHEAST DIST	0	0	0	0	0	0	0	14800	50
TOTAL 2008		929764	10811238	2865379	6477148	8239174	5173150	90588	49805923	
TOTAL 2007		827827	9933298	2620725	6443873	8618469	3761644	88088	46984616	
Inc/Dec 2008 over 2007		101937	877940	246654	33275	-379195	1411506	2500	2821307	

Dallas South

Statistical Table No. 1

CHURCH MEMBERSHIP																			
		RECEIVED				REMOVED				FULL MEMBERS AT CLOSE OF YEAR									
CHURCH NAME	PASTOR'S NAME	1	2A	2B	3	4	5A	5B	6	7	8	9A	9B	9C	9D	9E	9F	9G	9H
		Total Professing Members Reported At Close Of Last Year	This Year On Profession Of Christian Faith	Restored By Affirmation	From Other United Methodist Churches	From Other Denominations	Charge Conference Action	Withdrawn	Transfer To Other United Methodist Churches	Transfer To Other Denominations	Death	Asian	AA/Black	Hispanic	Native American	Pacific Islander	White	Multi-Racial	Total Professing Members At Close Of This Year
Akey	Edson Williams	131	0	10	7	2	16	0	0	9	4	0	0	0	0	0	115	0	121
Cedar Hill	Michael House	518	8	0	6	13	20	5	16	8	10	2	2	6	0	0	474	2	486
College Mound	Larry Davis	345	11	0	4	2	111	0	0	0	9	1	0	23	16	0	193	9	242
Crandall	Jim Wilkins	74	8	9	3	4	0	0	3	4	0	0	0	0	0	0	90	0	91
Arcadia Park	Caesar Renie	20	0	0	0	0	1	0	0	0	0	0	0	1	4	0	14	0	19
Art Spirit Mission	Linda McLemore	1	0	0	0	0	0	0	0	0	0	0	0	0	0	0	1	0	1
Camp Wisdom	Janet Bell Odum	254	1	0	6	1	25	0	0	2	3	0	23	0	0	0	1	0	232
Cockrell Hill	Marcie Moore	86	4	0	1	0	14	0	0	1	4	0	1	3	0	0	68	0	72
Elmwood	Earnest Walt	271	6	0	2	0	0	0	0	0	11	0	0	90	1	0	177	0	268
Dallas First	John Fiedler	2819	25	47	56	27	54	9	58	11	30	9	30	56	1	0	2746	10	2832
Glen Oaks	Sylvester Shedd	60	2	0	2	0	0	0	1	0	0	0	59	1	0	0	3	0	63
Sharon Patterson	Sheron Patterson	453	45	0	0	0	0	0	8	1	4	4	477	1	0	0	3	0	481
Highland Hills	Mark Craig	12562	297	32	158	182	0	52	80	22	122	8	15	20	2	3	12907	0	12955
Highland Park	Kessler Park	430	19	6	4	5	0	0	3	1	10	0	1	4	0	0	445	0	450
Lambuth	Jacqueline Walters-Lee	85	0	0	0	0	0	0	0	2	0	0	83	0	0	0	0	0	83
Great Moore-King Manor	Jacqueline Walters-Lee	141	0	0	0	0	0	21	3	2	3	0	108	0	0	0	0	0	108
Oak Cliff	Diane Presley	70	18	0	3	0	0	0	3	0	3	0	1	24	0	0	60	0	85
Pleasant Mound Urban Park	Annella Crawford	67	0	0	0	5	4	0	2	0	2	0	9	8	0	0	47	0	64
St. Luke "Community"	Tyrone Gordon	5933	41	20	10	21	19	0	7	0	12	0	59	18	20	3	41	5	5987
Southwood	TBS	52	0	0	0	0	25	0	0	0	7	0	0	0	0	0	20	0	20
Tyler Street	Chris Allen	829	6	0	11	4	0	10	6	5	15	3	4	38	3	3	735	8	814
Unphress Road	Levy Laguardia	221	4	0	1	9	0	0	1	5	2	164	13	6	0	1	43	0	227
Dallas Warren	Jackie Wickware	237	2	0	3	4	0	22	17	0	6	0	201	0	0	0	0	0	201
Wheatland	Key Hard	101	0	2	8	1	0	0	2	0	0	1	9	8	0	0	92	0	110
UM Church of the Disciple	Quida Lee	166	11	0	17	6	0	0	29	31	0	0	110	2	0	0	26	2	140
DeSoto First	Melton H. Caraway	340	1	1	5	3	14	14	5	0	5	0	3	5	0	0	304	0	312
Duncanville First	James Bowden	1980	18	1	14	9	25	1	15	2	16	5	11	14	0	0	1933	0	1963
Jubilee	Galvin Page	149	3	0	9	0	0	0	5	0	1	0	153	2	0	0	0	0	155
Duncanville Trinity	Thomas Waisches	234	0	0	5	6	0	0	0	0	2	1	19	8	0	1	214	0	243

Dallas South

Statistical Table No. 1

CHURCH MEMBERSHIP																							
		RECEIVED				REMOVED				FULL MEMBERS AT CLOSE OF YEAR													
		Total Professing Members Reported At Close Of Last Year	This Year On Profession Of Christian Faith	Restored By Affirmation	From Other United Methodist Churches	From Other Denominations	Charge Conference Action	Withdrawn	Transfer To Other United Methodist Churches	Transfer To Other Denominations	Death	Asian	AA/Black	Hispanic	Native American	Pacific Islander	White	Multi-Racial	Total Professing Members At Close Of This Year				
CHURCHNAME	PASTOR'S NAME	1	2A	2B	3	4	5A	5B	6	7	8	9A	9B	9C	9D	9E	9F	9G	9H				
God's Kingdom	Darian Pace	17	1	1	0	0	0	0	0	0	0	0	19	0	0	0	0	0	19				
Forney	Jeff Garrett	344	7	0	13	0	0	0	0	0	0	1	1	7	0	0	355	0	364				
Immanuel Korean Fellowship	Seong Park	41	0	2	0	3	0	0	0	1	1	39	0	0	0	0	5	0	44				
Grand Prairie First	F. Gifford Long	781	11	3	10	24	12	8	10	5	11	0	5	12	0	0	766	0	783				
The Woods	Jill J Seans / Terry A Haug	396	0	8	4	2	0	21	2	0	2	0	20	19	0	4	327	15	385				
Kaufman First	David Carr	483	10	0	11	8	13	10	4	13	10	0	0	4	0	0	454	4	462				
Kemp	David Yunker	88	0	0	0	1	2	0	5	0	0	2	0	0	0	0	80	0	80				
Becker	David Yunker	47	0	0	0	0	0	0	0	0	2	0	0	0	0	0	45	0	45				
Lancaster First	Rick Hawkins	194	0	0	0	0	16	0	1	1	7	0	8	0	0	0	161	0	169				
Mahank	Chris Schoolcraft	468	7	0	22	6	21	14	7	0	9	0	1	10	0	0	441	0	452				
Wilson Chapel	Steve Gibbs	20	0	0	0	0	0	0	0	0	0	0	0	0	0	0	20	0	20				
Rosser First	Steve Gibbs	31	0	0	0	0	0	0	0	0	0	0	0	0	0	0	31	0	31				
Poetry	Bob Svils	58	0	0	0	2	0	0	0	2	1	0	0	0	0	0	57	0	57				
Seagrave First	Charles Hahn	163	0	0	1	0	2	2	1	2	6	1	1	1	1	0	129	0	132				
Terrell First	David Rucker	539	15	0	7	2	48	7	7	4	14	12	1	0	0	0	469	1	483				
Terrell Warren Chapel	Joyce Lloyd	32	3	0	0	0	0	4	0	0	0	0	31	0	0	0	0	0	31				
Brandon Avenue	discontinued	44	0	0	0	0	44	0	0	0	0	0	0	0	0	0	0	0	0				
DALLAS SOUTH DIST	Milton Gutierrez	0	0	0	0	0	0	0	0	0	0	0	0	0	0	0	0	0	0				
TOTAL 2008		32375	584	142	403	352	486	228	277	137	346	247	7546	403	26	12	24092	56	32382				
TOTAL 2007		32393	568	133	452	350	252	336	392	165	392	238	7580	375	32	7	24118	25	32375				
Inc/Dnc 2008 over 2007		-18	16	9	-49	2	234	-108	-99	-28	-46	9	-34	28	-6	5	-26	31	7				

Dallas South

Statistical Table No. 2

	CHURCH MEMBERSHIP										CHURCH SCHOOL										AVG ATTENDANCE				Christian Formation Groups Other Than SCS For Youth	
	CHURCH MEMBERSHIP										CHURCH SCHOOL										AVG ATTENDANCE				Christian Formation Groups Other Than SCS For Children	
CHURCH NAME	10	11	12	13	14	15A	15B	16A	16B	17A	17B	18A	18B	19A	19B	Total	In Sunday Church School (All Ages)	In Other Ongoing Classes And Groups	In Other Short-Term Classes And Groups	23A	23B					
Aley	89	0	0	16	6	4	1	0	0	0	0	41	8	45	9	54	38	5	0	0	0					
Cedar Hill	246	5	58	21	6	14	5	31	22	23	13	109	21	177	61	238	112	18	132	1	2					
College Mound	111	8	36	38	0	14	25	32	32	24	24	90	75	160	156	316	75	21	15	3	3					
Crandall	37	7	2	10	4	7	4	8	2	5	5	12	0	32	11	43	14	5	5	1	1					
Arcadia Park	12	0	0	0	0	1	0	6	0	0	0	0	0	7	0	7	4	0	0	0	0					
Art Spirit Mission	15	0	0	39	0	0	39	0	0	0	0	0	140	0	179	179	0	14	14	0	0					
Camp Wisdom	125	2	0	0	0	3	5	0	17	0	10	15	24	18	56	74	15	12	29	2	1					
Cockrell Hill	28	3	2	0	0	4	0	3	0	0	0	28	0	35	0	35	16	6	8	0	0					
Elmwood	138	10	18	32	21	12	8	15	26	6	21	52	38	85	93	178	48	86	21	1	1					
Dallas First	951	38	416	10308	54	74	203	338	0	84	0	818	14	1314	217	1531	650	750	1804	8	9					
Glen Oaks	30	0	0	0	0	4	1	5	0	5	0	6	0	20	1	21	8	0	6	0	0					
Highland Hills	165	3	97	30	6	3	27	5	8	10	15	46	65	64	115	179	47	30	8	2	6					
Highland Park	4000	330	2623	7519	175	700	142	1900	347	553	250	750	1500	3903	2239	6142	2078	700	420	10	14					
Kessler Park	158	13	71	32	19	26	8	21	40	12	25	44	18	103	91	194	96	15	32	2	2					
Lambuth	35	0	0	0	0	3	2	9	0	1	1	10	0	23	3	26	12	0	15	0	0					
Crest-Moore-King Memorial	38	0	0	0	0	2	1	0	0	0	0	6	10	8	11	19	8	10	10	0	0					
Oak Cliff	43	2	1	0	0	5	0	16	0	13	0	31	6	65	6	71	40	0	0	0	0					
Pleasant Mound-Urban Park	30	0	0	0	0	4	9	0	0	0	0	18	22	22	31	53	18	22	18	1	0					
St. Luke "Community"	1300	29	444	191	34	26	44	63	266	40	60	98	450	227	820	1047	95	425	80	0	2					
Southwood	17	0	0	8	0	0	0	0	0	0	0	0	0	0	0	0	0	0	0	0	0					
Tyler Street	375	6	2	55	3	30	20	48	29	29	25	300	50	407	124	531	300	100	30	0	0					
Unimpress Road	205	5	43	68	4	27	8	36	15	10	0	78	80	151	103	254	79	75	84	1	1					
Dallas Warren	115	0	0	3	10	6	0	6	0	10	0	2	0	24	0	24	60	0	0	0	0					
Wheatland	55	0	3	29	3	6	5	8	0	1	0	18	29	33	34	67	19	22	0	0	0					
UM Church of the Disciple	133	8	12	15	8	15	10	12	12	12	12	20	20	59	54	113	28	21	10	3	3					
DeSoto First	143	4	19	6	0	12	8	32	36	24	30	131	0	199	74	273	98	20	83	1	3					
Duncanville First	464	13	220	213	10	60	5	83	130	90	140	362	169	595	444	1039	236	10	124	8	16					
Jubilee	90	6	30	0	0	4	7	6	6	0	12	3	13	13	38	51	10	15	0	0	0					
Duncanville Trinity	129	3	3	80	0	15	10	11	29	14	9	26	40	66	88	154	59	33	39	1	2					

Dallas South

Statistical Table No. 2

	CHURCH MEMBERSHIP				CHURCH SCHOOL																		
	Avg. Attendance At Principal Weekly Worship Services(s)	Number Of Persons Baptized This Year (All Ages)	Baptized Members Who Are Not Professing Members	Number Of Persons On Constituency Roll	Total Enrolled In Confirmation Classes This Year	15A	15B	16A	16B	17A	17B	18A	18B	19A	19B	19	AVG ATTENDANCE				Christian Formation Groups Other Than SCS For Children	Christian Formation Groups Other Than SCS For Youth	
																	In Sunday Church School (All Ages)	In Other Ongoing Classes And Groups	In Other Short-Term Classes And Groups	22			
																							20
Total	Christian Formation Participants In Sunday School Groups	Adult In All Other Groups	Children (0-6th grade) In All Other Groups	Children (0-6th Grade) In All Sunday Church School Groups	Youth (7-12th grade) In All Other Groups	Youth (7-12th grade) In All Sunday Church School Groups	Adults In All Sunday Church School Groups	Christian Formation Participants In All Other Groups															
30	God's Kingdom	19	0	0	0	2	6	0	0	3	4	4	4	6	13	19	6	0	0	0	23B	0	30
31	Forney	220	31	96	230	5	21	30	66	85	41	63	121	249	225	474	148	139	183	6	6	231	0
32	Immanuel Korean Fellowship	25	6	2	3	0	3	0	12	0	5	0	3	0	23	0	23	12	12	1	1	132	1
33	Grand Prairie First	326	15	123	89	6	41	23	75	120	27	55	230	71	373	269	642	154	58	201	7	7	833
34	The Words	189	0	0	30	0	27	15	22	10	15	35	80	76	144	136	280	93	26	6	1	1	134
35	Kaufman First	168	7	7	26	8	19	28	29	130	38	100	97	86	183	404	587	85	28	30	3	3	1035
36	Kemp	43	0	0	32	0	8	18	15	60	1	6	25	14	49	98	147	26	0	0	0	0	036
37	Becker	17	0	2	11	0	0	0	0	0	0	0	0	0	0	0	0	0	0	0	0	0	037
38	Lancaster First	70	0	0	0	5	3	0	0	0	0	40	17	45	20	65	27	0	6	0	0	0	038
39	Mabank	255	2	0	149	2	20	75	57	63	24	45	168	185	269	368	637	121	26	27	5	2	239
40	Wilson Chapel	11	0	0	0	0	0	0	0	0	0	0	0	0	0	0	0	0	0	0	0	0	040
41	Resser First	17	0	0	0	0	0	0	0	0	0	0	0	0	0	0	0	0	0	0	0	0	041
42	Poetry	57	0	0	0	0	3	1	7	0	1	0	7	0	18	1	19	13	0	0	0	0	042
43	Seagoville First	37	0	6	0	8	0	0	3	0	3	0	26	0	40	0	40	28	0	0	0	0	043
44	Terrell First	154	14	6	0	9	28	86	51	285	22	10	62	68	163	449	612	80	15	34	7	1	144
45	Terrell Warren Chapel	30	0	0	0	0	3	0	10	0	0	10	0	0	23	0	23	15	0	0	0	0	045
46	Brandon Avenue	0	0	0	0	0	0	0	0	0	0	0	0	0	0	0	0	0	0	0	0	0	046
47	DALLAS SOUTH/DIST	10935	542	4366	19283	387	1269	882	3041	1770	1143	1029	3987	3360	9440	7041	16481	5071	2719	3486	78	90	71
TOTAL 2007		11327	546	4132	18391	454	1275	831	2958	1277	1170	916	4298	331	9701	6155	15856	5053	2691	3468	68	10	19
Inc/Dec 2008 over 2007		-392	-4	234	-892	-67	-51	83	-493	-27	113	-311	229	-261	886	625	18	-28	18	348	18	10	71

Dallas South

Statistical Table No. 3

	CHURCH SCHOOL			VIM		UMM		UMW		UMYF		WEEKDAY		PROPERTY AND OTHER ASSETS				
	23C	23	24	25A	25B	26	27	28	29	30	31	32A	32B	33	34	35	36	37
CHURCH NAME																		
1 Aleo	0	0	0	0	0	0	0	0	18	3880	0	0	0	317000	0	51665	0	0
2 Cedar Hill	3	6	5	0	0	15	0	16	0	35	0	1	88	4216493	0	403106	1877958	0
3 College Mound	3	11	6	2	23	15	3000	17	241	24	5750	0	8	1516554	230631	60000	0	0
4 Crandall	2	4	10	0	0	4	0	6	0	8	200	1	11000	555000	0	8000	0	0
5 Arcadia Park	0	0	0	0	0	0	0	0	0	0	0	0	0	280000	100000	85345	0	0
6 Art Spirit Mission	4	4	0	0	0	0	0	0	0	0	0	0	0	5500	0	15500	0	0
7 Camp Wisdom	2	5	0	0	0	24	200	11	0	10	0	0	0	465410	0	430	0	0
8 Cockrell Hill	0	0	0	0	0	0	0	0	0	0	0	0	0	2404293	267347	18388	9753	0
9 Elmwood	9	11	4	0	0	0	0	18	400	24	300	8	186	4107610	0	86121	0	0
10 Dallas First	23	40	21	12	14	0	0	138	7640	83	5000	2	165	26596914	0	1797985	866666	0
11 Glen Oaks	0	0	0	0	0	5	0	8	0	0	0	0	0	1800000	0	30000	0	0
12 Highland Hills	10	18	6	0	0	16	0	40	800	0	0	3	2120	1257809	0	1045	0	0
13 Highland Park	77	101	0	0	0	0	0	460	1000	525	75000	90	1000	6150000	0	11000000	0	0
14 Kessler Park	1	5	25	0	0	15	0	27	525	30	1551	2	95	9410478	405000	324678	799420	0
15 Lambuth	0	0	0	0	0	10	0	10	250	1	0	1	10	495000	0	1205	0	0
16 Crest-Moore-King Manor	1	1	0	0	0	4	0	15	500	0	0	0	0	715000	0	603	0	0
17 Oak Cliff	1	1	0	0	0	0	0	10	1450	12	0	0	0	5000000	250000	260000	0	0
18 Pleasant Mound-Urban Park	1	2	0	0	0	0	0	22	1090	0	0	0	0	1470791	0	179665	0	0
19 St. Luke "Community"	20	22	4	1	32	52	2500	80	3942	150	656	8	180	1820068	0	915804	952529	0
20 Southwood	0	0	0	0	0	0	0	0	0	0	0	0	0	420000	130000	1800	10000	20
21 Tyler Street	0	0	4	0	0	0	0	0	0	29	3960	5	250	9300000	218000	718377	0	0
22 Unipress Road	6	8	10	0	0	25	3125	30	200	12	0	2	105	387200	115000	2117	0	0
23 Dallas Warren	0	0	0	0	0	5	0	62	0	0	0	1	10	1397716	0	717	0	0
24 Wheeland	3	3	0	0	0	7	2033	11	125	0	0	0	0	625000	0	117000	0	0
25 UMC Church of the Disciple	6	12	71	0	0	17	1250	15	1148	12	0	5	35	1777270	126650	25000	848823	0
26 DeSoto First	3	7	1	0	0	0	0	29	50	0	0	0	0	2650000	0	157146	0	0
27 Duncanville First	9	33	0	0	0	35	1000	75	1597	85	16000	0	0	7333017	259783	942379	59264	0
28 Jubilee	0	0	0	0	0	10	0	33	1000	0	0	1	5	425000	73000	507	210000	0
29 Duncanville Trinity	7	10	0	1	22	32	1550	41	442	24	6350	5	142	1183840	0	62651	282000	0

Dallas South

Statistical Table No. 3

	CHURCH SCHOOL			VIM		UMM		UMW		UMVF		WEEKDAY		PROPERTY AND OTHER ASSETS				
	23C	23	24	25A	25B	26	27	28	29	30	31	32A	32B	33	34	35	36	37
Christian Formation Participants (line 19) Who Became Professing Members																		
Christian Formation Groups Other Than SCS																		
Christian Formation Groups Other Than SCS For Adults																		
CHURCH NAME																		
God's Kingdom																		
Forney	8	16	5	0	0	0	17	0	52	6500	1200	0	0	201000	13500	238022	1060371	2400
Immanuel Korean Fellowship	2	4	0	0	0	6	0	22	0	5	500	3	9	350000	18000	0	0	0
Grand Prairie First	14	28	30	1	25	30	4778	48	1239	69	27913	5	52	7368000	251000	390631	582241	0
The Woods	7	9	0	1	9	30	1000	71	558	15	0	7	200	1297573	128700	1243971	255067	0
Kaufman First	7	20	8	0	0	50	1200	73	3381	53	5581	1	1	2109163	331242	178954	0	0
Kemp	0	3	0	0	0	0	0	0	0	0	0	3	90	555100	118500	45000	0	0
Becker	0	0	0	0	0	0	0	0	0	0	0	0	0	190029	0	81430	0	0
Lancaster First	3	3	0	0	0	0	0	23	1381	0	0	3	17	2173000	172000	182706	117965	0
Mabank	18	25	2	15	260	0	0	38	1272	0	0	3	743	3991240	169800	354531	733233	0
Wilson Chapel	0	0	0	0	0	0	0	0	0	0	0	0	0	100000	0	759	0	0
Rosser First	0	0	0	0	0	0	0	0	0	0	0	0	0	53000	0	283	0	0
Poetry	0	0	0	0	0	0	0	0	0	0	0	0	0	591000	0	30000	0	0
Seagoville First	0	0	0	0	0	6	265	0	0	0	0	1	8	1807000	121500	255	0	0
Terrell First	5	13	15	0	0	23	4915	0	0	15	0	2	84	2073244	211577	430710	44973	0
Terrell Warren Chapel	0	0	0	0	0	9	0	22	0	0	0	0	0	135000	0	3216	0	0
Brandon Avenue	0	0	0	0	0	0	0	0	0	0	0	0	0	0	0	0	0	0
DALLAS SOUTH DIST	257	425	228	33	385	462	26816	1541	69536	1289	149961	163	16394	191057312	3814730	20470702	8700263	15828
TOTAL 2008	234	373	135	15	278	579	18040	1505	70560	1415	17324	142	10239	180547648	3871239	20493078	11765244	818903
TOTAL 2007	23	52	93	18	107	-117	8776	36	-1024	-126	-23263	21	6355	10809664	-56509	-22376	-3064981	-803075
Inc/Dec 2008 over 2007																		

Dallas South

Statistical Table No. 4

CONNECTIONAL PROGRAMS																						
	CHURCH NAME	38	39	40	41	42	43A	43B	44	45A	45B	45C	45D	45E	45F	46A	46B	46C	47	48A	48B	
Campus Ministries	God's Kingdom	380	305	124	49	11	0	0	0	0	0	0	0	0	0	0	0	0	0	20	90	
	Forney	4467	4289	1452	578	128	1021	0	0	0	0	0	0	0	0	0	0	0	0	240	1055	
	Inmanuel Korean Fellowship		0	0	0	0	0	0	0	0	0	0	0	0	0	0	0	0	0	195	0	
	Grand Prairie First	1932	3895	1303	621	266	24661	0	0	95	150	0	37	20	0	0	0	0	0	100	1220	
	The Woods	5584	5561	1815	723	160	336	0	0	0	0	0	0	0	0	0	0	0	0	300	1319	
	Kaufman First	5232	677	1700	677	150	314	0	0	355	0	0	0	0	0	0	0	0	0	165	1236	
	Kemp	1171	1124	380	152	33	360	0	0	0	0	0	0	0	0	0	0	0	0	200	281	
	Becker	504	484	164	65	14	0	0	0	0	0	0	0	0	0	0	0	0	0	100	63	
	Lancaster First	3803	3651	1236	492	109	0	0	0	118	159	0	0	0	0	0	0	0	0	306	27	
	Mabank	6149	5903	1999	796	176	3465	0	0	0	0	0	0	0	0	0	0	0	0	366	204	
	Wilson Chapel	194	186	63	25	6	28	0	0	0	0	0	0	0	0	0	0	0	0	160	1453	
	Rosser First	224	215	73	29	6	28	0	0	0	0	0	0	0	0	0	0	0	0	0	46	
	Poetry	406	389	132	52	12	126	0	0	0	0	0	0	0	0	0	0	0	0	33	12	
	Seagoville First	0	0	0	0	0	0	0	0	0	0	0	0	0	0	0	0	0	0	300	22	
	Terrell First	4694	4506	1525	607	134	843	0	0	0	0	0	0	0	0	0	0	0	0	60	0	
	Terrell Warren Chapel	343	329	111	44	10	56	0	0	0	0	0	0	0	0	0	0	0	0	440	252	
	Brandon Avenue	305	293	99	40	9	0	0	0	0	0	0	0	0	0	0	0	0	0	0	18	81
	DALLAS SOUTH DIST	0	0	0	0	229	170	0	0	0	0	0	0	0	0	0	0	0	0	0	16	72
	TOTAL 2008	305538	301149	104445	42429	10434	68677	10400	0	415	1709	243	744	834	245	0	995	0	26975	17282	77957	
TOTAL 2007	322455	309744	107612	46445	10512	84902	0	0	1467	2981	746	1017	865	370	0	2143	430	59500	18213	82644		
Inc/Dex 2008 over 2007	-16917	-8595	-3167	-4016	-78	-16225	10400	0	-1053	-672	-31	-273	-31	-125	0	-1148	-430	-3525	-931	-4687		

Inc/Dec 2008 over 2007

Dallas South

Statistical Table No. 5

		CONNECTIONAL PROGRAMS										CONNECTIONAL ADMINISTRATION					MINISTERIAL SUPPORT				
	CHURCH NAME	48C	49A	49B	49C	50A	50B	50C	50D	51	52	53	54	55	56	57	58	59A	59B		District Superintendents Fund
	Academy	8	0	0	0	63	362	13	100	11136	53	180	31	1783	728	143	2819	7038	7656	60	802
	Cedar Hill	32	375	1750	0	251	1451	51	500	59208	210	721	123	7138	2838	572	11289	7929	7656		3212
	College Mound	12	250	0	0	95	546	19	0	23000	79	271	46	2686	1255	215	4217	6689	7656		1209
	Crandall	3	0	0	0	27	156	6	626	1200	23	78	13	770	327	62	1218	0	0		346
	Arceada Park	2	0	0	0	13	73	3	0	0	11	36	6	358	138	29	565	0	0		161
	Art Spirit Mission	0	0	0	0	0	0	0	0	0	0	0	0	0	0	0	0	0	0		0
	Camp Wisdom	11	0	0	0	84	433	17	0	750	70	268	41	1389	593	111	4178	7096	7656		1195
	Cockrell Hill	4	0	0	0	33	191	7	342	0	28	95	16	940	406	75	1487	0	0		423
	Elmwood	15	300	360	0	116	661	24	539	11442	97	0	57	3298	1354	264	5216	0	3828		1484
	Dallas First	176	0	0	0	1364	7879	279	10264	64171	1142	3916	668	38767	15576	3106	61366	26018	22968		1744
	Glen Oaks	4	0	0	0	29	169	6	500	0	25	84	14	832	326	67	1316	2811	7608		374
	Highland Hills	21	0	0	0	162	934	33	100	0	135	464	79	687	968	368	733	7608	7656		1007
	Highland Park	440	0	0	0	3419	19743	699	73776	2351362	2861	9814	1674	97148	44505	7785	153631	67351	50402		4371
	Kessler Park	32	671	519	0	249	1436	51	5033	73283	208	714	122	7064	2762	566	11172	7008	7656		3179
	Lambuth	4	0	0	0	31	180	6	385	0	26	89	15	253	381	71	476	3120	3828		598
	Cress-Moore-King Manor	6	0	0	0	49	280	10	2115	3000	0	139	24	1379	114	0	2180	3120	3828		3179
	Oak Cliff	7	0	0	0	53	305	11	320	41299	44	152	26	1501	568	120	2374	13440	14061		675
	Pleasant Mound-Urban Park	8	0	0	0	65	376	13	175	5005	55	187	32	1851	711	148	2927	9453	10846		833
	St. Luke "Community"	250	0	0	0	1938	11193	396	30989	68368	1622	5564	949	55077	24024	4413	87099	15231	7656		2478
	Southwood	3	0	0	0	20	113	4	0	125	16	56	10	555	232	44	878	0	0		250
	Tyler Street	49	0	420	0	377	2179	77	50	225124	316	1083	185	10723	4390	859	16958	7601	7656		4826
	Unphreus Road	9	0	0	133	67	389	14	500	10210	56	193	33	1914	845	153	3027	5940	7656		861
	Dallas Warren	0	0	0	0	0	0	0	0	0	0	0	0	0	200	0	600	5679	7656		0
	Wheatland	3	0	0	0	24	141	5	581	1824	20	70	12	692	323	55	1095	3564	0		312
	UDM Church of the Disciple	18	0	0	0	139	380	28	575	4793	116	399	68	426	1479	317	5961	6735	7356		1778
	DeSoto First	22	22	55	0	173	1001	35	0	30127	145	497	85	4923	1977	394	7786	7196	6991		2216
	Duncanville First	87	0	0	0	677	1000	138	2000	8512	0	0	331	9262	8325	0	0	15146	6991		8652
	Jubilee	92	780	250	0	713	592	21	0	26945	82	268	49	9203	8473	1498	31721	14719	15312		8541
	Duncanville Trinity	3	0	0	0	24	143	5	0	0	20	65	12	1840	263	665	3614	6372	7656		973

Dallas South

Statistical Table No. 6

MINISTERIAL SUPPORT		61	62	63	%PD	64A	64B	65A	65B	66A	66B	66C	66D	67A	67B	67C	67D	68A	68B
Episcopal Fund																			
CHURCH NAME																			
10	God's Kingdom	99	22	231	100	8320	8320	0	0	0	0	0	0	0	0	0	0	0	0
11	Feney	1168	264	2710	100	37231	37231	0	0	0	0	0	0	3675	0	1850	0	6188	0
12	Immanuel Korean Fellowship	0	0	0	0	26400	26400	0	0	0	0	0	0	250	0	0	0	0	0
13	Grand Prairie First	2437	551	565	44	59697	59697	27922	27922	0	17664	0	0	0	0	9600	6000	0	0
14	The Woods	1461	330	3387	100	29032	30232	30000	30000	5500	25000	2560	200	7586	3458	1000	0	9724	0
15	Kaufman First	1368	309	3173	100	47463	47763	0	0	4315	2109	0	0	2591	0	1409	0	0	0
16	Kump	306	69	710	100	17150	17150	0	0	2700	1750	0	0	1750	0	770	0	395	0
17	Becker	132	30	306	100	7350	7350	0	0	1320	2550	0	0	750	0	330	0	170	0
18	Lancaster First	995	225	2307	100	43492	43492	0	0	4387	1289	0	0	1009	0	1188	0	0	0
19	Mabank	1608	363	3730	100	49429	49429	0	0	2835	624	0	0	3204	0	6296	0	10608	0
20	Wilson Chapel	51	11	118	100	4800	4800	0	0	0	0	0	0	0	0	0	0	0	0
21	Rosser First	59	13	136	100	4700	4700	0	0	0	0	0	0	0	0	0	0	0	0
22	Petry	106	24	246	100	1716	1716	0	0	0	17484	0	0	0	0	0	0	0	0
23	Seagoville First	0	0	0	6	33825	33825	0	0	3000	0	0	0	0	0	1600	0	0	0
24	Terrell First	1227	277	2847	100	60000	60000	0	0	6314	756	0	0	7500	0	2415	0	7130	0
25	Terrell Warren Chapel	90	20	208	100	6760	6760	0	0	0	0	0	0	0	0	0	0	0	0
26	Brandon Avenue	80	18	185	58	0	0	0	0	0	0	0	0	0	0	0	0	0	0
27	DALLAS SOUTH DIST	1000	639	0	0	0	0	0	0	0	0	0	0	0	0	0	0	0	0
TOTAL 2008		94498	21568	190791	90	1684321	1679583	674028	660053	108868	538474	7720	332371	90476	7916	66674	9206	105338	10608
TOTAL 2007		89327	21737	195048	96	1657179	1643146	720414	699444	105271	638991	4800	348730	110946	5403	67035	706	81839	11622
Inc/Dec 2008 over 2007		5171	-169	-4257	-6	47142	36437	-46386	-30389	3597	-100517	2920	-16359	-20470	2513	-361	8500	23499	-1014

Dallas South

Statistical Table No. 7

CHURCH NAME	MIN SUPPORT		LOCAL CHURCH EXPENDITURES					GRAND TOTAL PAID
	Diaconal Minister(s) Total Compensation	Other Staff Compensation	Current Expenses For Program (including Church School)	Other Current Operating Expenses (not including Program Expenses)	Principal And Interest Paid On Indebtedness, Loans, Mortgages, etc.	Paid On Buildings And Improvements (not including funds borrowed)	UMW Cash Sent To District Or Conference UMW Treasurer	
	69	70	71	72	73	74	75	76
30 God's Kingdom	0	0	0	150	0	0	0	11152 30
31 Farney	0	97933	16188	63648	141851	6109	0	452288 31
32 Immanuel Korean Fellowship	0	0	1816	0	0	0	0	29391 32
33 Grand Prairie First	0	237150	22663	62015	210184	27456	3203	799525 33
34 The Woods	0	79450	8479	25743	60930	0	986	360474 34
35 Kaufman First	0	84568	12035	57676	0	4500	1490	299769 35
36 Kemp	0	0	4363	18528	0	7240	0	72005 36
37 Becker	0	0	1668	3472	0	665	0	35804 37
38 Lancaster First	0	65869	477	41067	12895	2592	1381	220190 38
39 Mabank	0	94426	41914	150293	71677	28127	1881	598011 39
40 Wilson Chapel	0	0	0	1176	0	7270	0	14857 40
41 Rosser First	0	0	0	1409	0	0	0	7773 41
42 Poetry	0	0	2652	7950	0	105000	0	138130 42
43 Seagoville First	0	6010	866	18240	0	0	0	89934 43
44 Terrell First	0	60811	15685	21113	74861	46981	0	370195 44
45 Terrell Warren Chapel	0	4240	745	4132	0	0	0	18359 45
46 Brandon Avenue	0	0	0	0	0	0	0	2107 46
47 DALLAS SOUTH DIST	0	0	0	0	0	0	0	27340 47
TOTAL 2008	390015	6636602	1596369	4028593	1291817	2288570	51096	26358643
TOTAL 2007	393109	6199560	1642100	3672944	1968237	2616477	34814	26890725
Inc/Dec 2008 over 2007	-3094	437042	-45731	-355649	-676420	-327907	16282	-532082

Dallas South

Statistical Table No. 8

	CHURCH NAME	ANNUAL OPERATING BUDGET & BENEVOLENCE GIVING FUNDING SOURCES								FUNDING SOURCES: SPECIAL PROJECTS				FUNDING SOURCES: OUTSIDE CHURCH					
		79	80A	80B	80C	80D	80E	80F	80G	80	TOTAL	81A	81B	81C	81	82A	82B	82C	TOTAL
	Aley	61	80607	42780	4286	683	0	0	11798	140156	0	0	0	0	0	0	0	0	82
	Cedar Hill	205	327949	131791	8758	19292	0	8181	22725	518696	171392	5153	0	0	176545	0	0	0	0
	College Mound	103	0	140652	5750	0	0	1200	65000	212602	0	12000	0	0	12000	0	0	0	0
	Crandall	41	0	35128	2322	0	0	0	0	37450	0	0	0	0	0	0	0	0	0
	Arcadia Park	0	13749	0	1034	4987	0	9600	0	29370	0	8400	0	0	8400	0	0	0	0
	Art Spirit Mission	10	6000	11921	0	283	0	500	8000	26704	0	0	0	0	0	0	0	0	0
	Camp Wisdom	131	181683	6000	3043	0	1800	0	4254	196780	0	0	0	0	0	0	0	0	0
	Cockrell Hill	34	62745	13000	625	1424	0	57800	1795	137389	17000	4246	0	0	21246	0	0	0	0
	Elmwood	59	107924	35319	2909	737	0	625	58963	206477	0	6690	0	0	6690	0	0	0	0
	Dallas First	631	2483626	384752	99817	65000	0	8057	0	2981252	0	2730	33235	0	35055	0	0	0	0
	Glen Oaks	26	40376	1070	2312	130	0	85749	1097	130734	0	0	0	0	0	0	0	0	0
	Highland Hills	198	0	159433	77211	12	0	700	28596	265952	0	0	0	0	0	0	4000	40000	0
	Highland Park	3972	8413048	1173050	216831	81183	0	17400	377349	10278861	3103352	19464	0	0	3122816	0	0	0	0
	Kessler Park	285	349803	127555	14244	1542	0	63797	17185	574126	132651	3614	0	0	136265	0	0	0	0
	Lambuth	29	4797	797	570	0	800	0	1410	8374	0	0	0	0	0	0	0	0	0
	Crest-Moore-King Memor	28	55750	11734	1979	0	0	0	0	69463	0	0	0	0	0	0	0	0	0
	Oak Cliff	40	42115	5359	980	3431	0	460	193	52538	0	162945	0	0	162945	15000	16370	0	31370
	Pleasant Mound-Urban Park	0	0	46024	0	6434	0	87300	0	139758	0	6909	0	0	6909	0	0	62147	62147
	St. Luke "Community"	2383	73656	2879567	0	4069	0	57340	0	3014632	0	0	0	0	0	0	77430	15000	92430
	Southwood	0	0	14860	0	0	0	13482	0	28342	0	280	0	0	280	0	0	0	0
	Tyler Street	414	484338	326613	10105	3667	0	11692	0	836415	2105	40475	0	0	42580	0	0	5000	5000
	Unpress Road	91	125299	24425	8264	0	0	400	4345	162733	52000	0	0	0	52000	0	0	0	0
	Dallas Warren	60	231723	0	1200	0	0	0	1600	234523	0	0	0	0	0	0	0	0	0
	Wheatland	85	63974	19795	1189	0	0	850	0	85808	22300	6210	0	0	28510	0	0	0	0
	UM Church of the Disciple	0	102424	121151	0	0	0	1425	15000	240000	0	0	0	0	0	0	0	13500	13500
	DeSoto First	144	343673	29652	1987	302	0	9269	6000	390883	0	12600	0	0	12600	0	0	1000	1000
	Duncanville First	237	726242	198416	25410	8433	0	31328	85	989914	0	0	0	0	0	0	0	0	0
	Jubilee	75	0	177000	0	0	0	0	0	177000	0	0	0	0	0	4578	0	0	4578
	Duncanville Trinity	101	245893	52341	3378	454	0	0	0	302066	45023	0	0	0	45023	0	0	0	0

Dallas South

Statistical Table No. 8

	CHURCH NAME	ANNUAL OPERATING BUDGET & BENEVOLENCE GIVING FUNDING SOURCES								FUNDING SOURCES: SPECIAL PROJECTS				FUNDING SOURCES: OUTSIDE CHURCH				
		Number Of Pledges And Identified Givers	Amount Received Through Pledges	Amount Received From Non-Pledging, Yet Identified Givers	Amount Received From Unidentified Givers	Amount Received From Interest And Dividends	Amount Received From Sale Of Church Assets	Amount Received Through Building Use Fees, Contributions And Rentals	Amount Received Through Fundraisers And Other Sources	TOTAL	Capital Campaigns	Memorial/Endowment/Bequests	Other Sources and Projects	TOTAL	Equitable Compensation Funds Received By Church Or Pastor	Advance Special Or Apportioned Funds Received By Church	Other	TOTAL
30	God's Kingdom	79	19042.47	0	0	0	0	0	0	19042	81A	81B	81C	81	82A	82B	82C	82
31	Foney	172	186666	98533	6411	660	0	0	0	319706	130897	1610	4911	137418	0	0	0	0
32	Immanuel Korean Fellowship	20	0	60000	0	0	0	0	0	60000	0	0	0	0	0	0	0	0
33	Grand Prairie First	303	562985	14529	6050	0	0	0	58733	653197	210184	0	0	210184	0	0	0	0
34	The Woods	195	292680	69477	3984	1033	0	900	0	368074	818673	6721.5	451000	1336888	0	0	0	34
35	Kaufman First	198	173104	82294	4331	1167	0	385	2978	264259	1016	27122	58900	34028	0	0	0	35
36	Krupp	41	0	46840	1810	53	0	1800	3800	54303	0	4000	0	4000	0	2500	0	36
37	Becker	24	0	39793	853	0	0	0	779	41425	0	1963	0	1963	0	0	0	37
38	Lancaster First	76	133908	48289	3108	14	0	11700	6310	203329	0	6000	0	6000	0	0	0	38
39	Midbank	241	312219	28920.5	42801	2863	0	302	17500	664990	15982	14062	190100	2201.44	0	0	0	39
40	Wilson Chapel	0	0	8101	0	0	0	0	0	8101	0	0	0	0	0	0	0	40
41	Rosser First	0	0	6851	0	0	0	0	0	6851	0	0	0	0	0	0	0	41
42	Petry	30	0	38000	890	0	0	800	2050	41740	11000	0	0	11000	0	0	0	42
43	Seagoville First	52	0	81039	3100	0	0	12000	4189	100328	0	0	0	0	0	0	0	43
44	Terrell First	179	204678	83551	5460	1523	0	1375	0	296387	95984	0	0	95984	0	0	0	44
45	Terrell Warren Chapel	25	33672	2800	4300	0	0	0	0	40772	0	0	0	0	0	0	0	45
46	Brandon Avenue	0	0	0	0	0	0	0	0	0	0	0	0	0	0	0	0	46
47	DALLAS SOUTH DIST	0	0	0	0	0	0	0	0	0	0	0	0	0	0	0	0	47
TOTAL 2008		10999	16486248	7132736	524153	209378	2600	534853	721734	4829559	503688	684226	6017473	19578	93800	139147	252525	
TOTAL 2007		11737	15831371	7649531	476178	132887	185724	631295	643618	25550604	1763552	618566	357993	2740111	64702	25610	93959	184271
Inc/Dec: 2008 over 2007		-738	654877.47	-516795	47975	76491	-183124	-59642	78116	6109847	3066007	-114878	326233	3277502	-45124	68190	45188	68284

Paris-Sulphur Springs

Statistical Table No. 1

CHURCH MEMBERSHIP																										
			RECEIVED										REMOVED					FULL MEMBERS AT CLOSE OF YEAR								
	CHURCH NAME	PASTOR'S NAME	1	2A	2B	3	4	5A	5B	6	7	8	9A	9B	9C	9D	9E	9F	9G	9H	Total Professing Members At Close Of This Year					
	Amona	Donald C. Benton	31	0	0	0	0	0	0	1	1	0	0	0	1	0	0	28	0	0	29					
	Boxelder	Donald C. Benton	51	0	0	2	0	0	0	0	0	3	0	0	0	0	0	50	0	0	50					
	Lone Star	Donald C. Benton	29	0	0	0	0	0	0	0	0	2	0	0	0	0	0	27	0	0	27					
	Arbala	Justin A. Miller	18	0	0	1	1	0	0	0	0	0	0	0	0	0	0	20	0	0	20					
	Gafford Chapel	Justin A. Miller	66	2	0	0	2	0	0	0	0	1	0	0	0	0	0	69	0	0	69					
	Avery	Gary McCain	122	1	0	2	3	4	0	1	0	2	0	0	0	0	0	117	4	0	121					
	Williams Chapel	Gary McCain	45	0	0	0	1	0	0	0	0	1	0	0	0	0	0	45	0	0	45					
	Birbright	Paul M. Bailey	58	0	1	1	0	0	0	0	0	1	0	0	0	0	0	60	0	0	60					
	Netla	Paul M. Bailey	8	0	0	1	0	0	0	0	0	0	0	0	0	0	0	8	0	0	8					
	Blossom	Michael J. Topfiff	95	0	0	0	0	0	4	2	6	7	0	0	0	0	0	78	0	0	78					
	Shady Grove	Michael J. Topfiff	9	0	0	0	1	0	0	2	0	1	0	0	0	0	0	7	0	0	7					
	Bogata	John Gowing	113	3	32	0	0	0	0	4	2	6	0	0	0	0	0	136	0	0	136					
	Rosalie	John Gowing	15	0	0	0	0	0	0	0	0	1	0	0	0	0	0	14	0	0	14					
	Caddo Mills	Timothy D. Payne	43	0	0	0	0	0	0	3	0	2	0	0	0	0	0	38	0	0	38					
	Merit	Timothy D. Payne	13	0	0	0	0	0	0	0	0	0	0	0	0	0	0	13	0	0	13					
	Cumplell	Joel N. Arnold	53	0	0	0	0	0	0	6	0	0	0	0	0	0	0	46	0	0	47					
	Cuncy	Joel N. Arnold	14	0	0	2	0	0	0	0	0	0	0	0	0	0	0	16	0	0	16					
	Charleston	Harry McCain	113	0	18	0	0	0	0	1	4	6	0	0	0	0	0	121	0	0	121					
	Clarksville McKenzie Memorial	Lewis Stokes	223	0	3	0	3	0	0	2	1	9	0	0	2	0	0	215	0	0	217					
	Clarksville St. Paul	Ted Robinson	46	3	1	1	2	0	0	0	2	1	0	0	0	0	0	50	0	0	50					
	Commerce First	Lisa Greenwood Wolcott	544	10	0	1	1	14	1	5	5	17	2	6	0	0	0	503	3	0	514					
	Concho	Kurt Beemler	94	0	0	0	3	0	25	3	4	0	0	0	0	0	0	64	0	0	65					
	Cooper	Michael Rowe	192	0	0	0	0	8	2	7	0	4	0	0	1	1	0	168	0	0	171					
	Cumby	Duncan Graham	49	0	1	1	2	0	0	0	0	2	0	0	0	0	0	51	0	0	51					
	Cutland	John D. Purviance	137	1	0	0	0	3	0	0	0	3	0	0	0	3	0	135	0	0	138					
	Deport	Debra May	102	1	0	2	2	0	0	1	0	3	0	0	0	3	4	96	0	0	103					
	Martin Memorial	Dennis Cates	66	1	0	0	0	0	0	0	0	1	0	0	0	0	0	66	0	0	66					
	Woodland	Dennis Cates	76	0	2	0	2	0	0	0	2	4	0	0	0	0	0	74	0	0	74					
	Enloe	Stacey Smith	37	1	0	4	0	0	0	0	0	2	0	0	0	0	0	40	0	0	40					
	Lake Creek	Stacey Smith	25	0	0	0	0	0	0	0	0	1	0	0	0	0	0	24	0	0	24					
	Kavanaugh	Ann Barton	237	6	0	3	2	0	1	0	0	5	0	0	0	0	0	242	0	0	242					
	Salem-Kinser	Billy M. Shaddox	139	4	1	0	1	7	0	0	0	5	0	0	0	4	1	124	0	0	133					
	Floyd	Billy M. Shaddox	22	0	0	0	0	0	0	1	1	0	0	0	0	0	0	20	0	0	20					
	Greenville Wesley	Paul A. Gould	901	14	0	6	20	4	5	12	5	12	1	1	2	1	0	898	0	0	903					
	Westview	Brian G. Bosworth	172	5	2	6	2	19	2	4	2	3	2	2	0	0	0	153	0	0	157					
	Honey Grove McKenzie	Vivian Crowson	119	4	0	1	0	1	0	1	1	2	0	0	0	0	0	115	4	0	119					
	Forest Hill	Vivian Crowson	20	0	1	0	0	0	0	0	0	0	0	0	0	0	0	21	0	0	21					
	Ladonia	Mona Millard	40	0	0	1	0	0	0	0	0	0	0	0	0	0	0	41	0	0	41					
	Pecan Gap	Mona Millard	40	0	0	2	3	0	0	0	0	0	0	0	0	0	0	45	0	0	45					

Paris-Sulphur Springs

Statistical Table No. 1

CHURCH MEMBERSHIP																										
RECEIVED													REMOVED				FULL MEMBERS AT CLOSE OF YEAR									
		Total Professing Members Reported At Close Of Last Year	This Year On Profession Of Christian Faith	Restored By Affirmation	From Other United Methodist Churches	From Other Denominations	Charge Conference Action	Withdrawn	Transfer To Other United Methodist Churches	Transfer To Other Denominations	Death	Asian	AA/Black	Hispanic	Native American	Pacific Islander	White	Multi-Racial	Total Professing Members At Close Of This Year							
	PASTOR'S NAME	1	2A	2B	3	4	5A	5B	6	7	8	9A	9B	9C	9D	9E	9F	9G	9H							
	Loone Oak	52	0	0	0	1	0	0	0	0	0	0	0	0	0	0	53	0	53							
	Miller Grove	66	0	0	0	0	0	0	3	1	0	0	0	0	0	0	62	0	62							
	Mr. Vernon First	647	6	0	12	6	0	6	16	9	8	0	0	3	3	0	626	0	632							
	William Mark Hutchison Bek	52	0	0	0	0	0	0	0	0	0	0	0	0	0	0	52	0	52							
	Chicota	14	0	0	0	0	0	0	0	0	0	0	0	0	0	0	12	0	12							
	William Mark Hutchison	95	0	0	0	0	0	0	0	0	0	0	0	0	0	0	95	0	95							
	Powderly First	16	0	0	0	0	0	0	0	0	0	0	0	0	0	0	15	0	15							
	Mount Taboe-Sumner	699	12	1	10	6	7	22	18	15	17	2	0	0	1	0	646	0	649							
	Calvary	833	4	4	10	4	0	5	5	0	19	0	2	1	1	0	822	0	826							
	Paris First	109	0	0	0	0	0	0	0	1	0	0	109	0	0	0	0	0	109							
	Mr. Zion	18	0	0	0	0	0	0	0	0	0	0	0	0	0	0	0	0	18							
	Arthur City St. Mark's	285	0	0	0	0	0	0	0	0	0	0	0	0	0	0	268	0	268							
	Oak Park	76	3	0	0	0	0	3	5	0	11	0	0	0	0	0	76	0	76							
	Pickton	463	12	0	10	25	75	0	5	16	11	0	0	4	3	1	395	0	403							
	Quinlan First	101	0	0	0	0	0	1	0	0	5	0	0	0	0	0	95	0	95							
	Roxton	18	0	0	0	0	0	0	0	0	0	0	0	0	0	0	18	0	18							
	Ben Franklin	7	0	0	0	0	0	0	0	0	0	0	0	0	0	0	7	0	7							
	Satullo	6	0	0	0	0	0	0	0	0	0	0	0	0	0	0	9	0	9							
	Old Satullo	27	0	0	0	0	0	0	0	0	0	0	0	0	0	0	25	0	25							
	Shooks Chapel	221	0	0	0	0	0	0	0	0	2	0	0	0	0	0	21	0	21							
	Pine Forest	45	0	0	0	0	0	0	0	0	0	1	0	0	0	0	0	0	46							
	Sulphur Bluff	37	0	0	0	2	1	0	0	0	2	0	0	0	0	0	36	0	36							
	Ednae W. Dodd	946	8	4	15	14	0	0	1	0	0	0	0	0	0	0	963	0	963							
	Sulphur Springs First	311	2	29	3	1	17	0	1	9	7	0	0	1	3	0	309	1	312							
	Wesley Sulphur Springs	274	4	1	4	1	0	0	0	2	0	8	0	0	0	0	272	0	274							
	Windsboro First	127	0	0	0	0	0	0	3	12	3	0	0	0	0	0	114	0	114							
	Timney Chapel	172	0	0	0	2	0	0	2	0	8	0	0	0	0	0	162	0	162							
	Wolfe City First	0	0	0	0	0	0	0	0	0	0	0	0	0	0	0	0	0	0							
	PARIS-SULPHR SPRINGS DIST	9698	107	101	115	121	157	81	116	112	224	12	194	34	16	3	9178	12	9449							
	TOTAL 2008	9972	125	16	123	79	228	51	108	52	181	9	200	25	13	3	9435	10	9695							
	TOTAL 2007	-277	-18	-85	-42	-71	-30	-8	-60	-43	-3	-6	-9	-3	0	-257	-2	-246	-2							
	Inc/Dec 2008 over 2007																									

Paris-Sulphur Springs

Statistical Table No. 2

		CHURCH MEMBERSHIP				CHURCH SCHOOL																	
	CHURCH NAME	Avg. Attendance At Principal Weekly Worship Services(s)	Number Of Persons Baptized This Year (All Ages)	Baptized Members Who Are Not Professing Members	Number Of Persons On Constituency Roll	Total Enrolled In Confirmation Classes This Year	Number Of Leaders In Sunday School Groups	Number Of Leaders In All Other Groups	Children (0-6th Grade) In All Sunday Church School Groups	Children (0-6th grade) In All Other Groups	Youth (7-12th grade) In All Sunday Church School Groups	Youth (7-12th grade) In All Other Groups	Adults In All Sunday Church School Groups	Adult In All Other Groups	Christian Formation Participants In Sunday School Groups	Christian Formation Participants In All Other Groups	Total	AVG ATTENDANCE				Christian Formation Groups Other Than SCS For Children	Christian Formation Groups Other Than SCS For Youth
		10	11	12	13	14	15A	15B	16A	16B	17A	17B	18A	18B	19A	19B	19	20	21	22	22A	23B	
	Annona	12		2	8	0	2	0	0	0	0	0	10	2	12	2	14	6	0	2	0	0	
	Boxelder	23	0	4	8	0	2	0	0	0	0	0	10	6	12	6	18	10	0	11	1	1	
	Lone Star	10	0	0	0	0	4	0	0	0	0	0	8	0	12	0	12	8	0	0	0	0	
	Arhala	21	0	3	0	0	1	0	8	0	2	0	0	0	11	0	11	8	0	0	0	0	
	Gaffard Chapel	64	2	11	0	0	5	0	22	0	0	0	33	0	60	0	60	48	0	6	0	0	
	Avery	50	1	1	58	0	9	12	6	1	5	19	26	18	46	50	96	28	0	35	0	1	
	Williams Chapel	15	0	0	0	0	0	0	0	0	0	0	0	0	0	0	0	0	0	0	0	0	
	Bright	25	0	0	0	0	8	0	0	0	0	0	25	8	25	8	33	24	0	0	0	0	
	Nelta	6	0	0	0	0	1	0	0	0	0	0	7	1	7	1	8	5	7	0	0	0	
	Blossom	38	2	2	0	0	3	3	7	0	0	0	12	25	22	28	50	15	7	0	0	0	
	Shady Grove	5	1	0	0	0	0	0	0	0	0	0	0	0	0	0	0	0	0	0	0	0	
	Bogata	80	0	5	6	0	6	1	9	0	0	0	42	48	57	49	106	37	16	12	1	0	
	Rosalie	6	0	0	0	0	1	0	0	0	0	0	4	0	5	0	5	5	0	0	0	0	
	Caddo Mills	29	0	1	15	0	5	0	5	0	9	9	0	0	19	9	28	10	8	0	0	1	
	Merit	4	0	0	0	0	0	0	0	0	0	0	0	0	0	0	0	0	0	0	0	0	
	Campbell	21	0	0	0	0	2	0	3	0	0	0	8	0	13	0	13	7	0	4	0	0	
	Coney	8	0	0	0	0	1	0	1	0	0	0	6	0	8	0	8	6	0	0	0	0	
	Charleston	49	2	2	0	0	1	0	17	0	7	0	0	5	25	5	30	10	5	3	0	0	
	Clarksville McKenzie Memorial	49	0	0	2	0	10	0	0	0	0	0	52	0	62	1	63	35	0	0	0	0	
	Clarksville St. Paul	45	0	0	0	8	4	2	5	4	0	0	12	0	21	6	27	10	6	0	12	0	
	Commerce First	218	5	63	85	4	36	37	58	152	60	26	106	365	260	580	840	106	152	170	3	2	
	Como	42	3	4	32	3	4	7	13	22	4	12	10	6	31	47	78	16	22	3	1	2	
	Cooper	76	0	27	20	8	17	4	14	35	10	10	60	51	101	100	201	58	67	0	1	2	
	Cumby	23	0	1	0	0	0	0	0	0	0	0	0	0	0	0	0	0	0	0	0	0	
	Cuthand	106	5	11	19	0	12	8	28	34	15	23	41	0	96	65	161	50	68	20	1	1	
	Deport	39	3	3	18	0	5	10	8	38	4	6	25	16	42	70	112	27	8	8	1	1	
	Martin Memorial	24	1	0	4	1	2	2	3	0	0	0	8	6	13	8	21	9	4	0	1	1	
	Woodland	23	0	0	8	1	3	2	2	0	0	0	14	24	19	26	45	14	24	0	0	1	
	Enloe	25	1	0	0	0	0	0	0	0	0	0	0	0	0	0	0	0	0	0	0	0	
	Lake Creek	9	0	0	0	0	1	0	0	0	0	0	5	5	6	0	6	5	0	0	0	0	
	Kavanaugh	104	6	33	23	0	10	4	28	15	7	4	106	40	151	63	214	63	0	20	1	1	
	Salem-Kinser	62	4	10	19	1	5	6	5	5	3	3	24	56	37	70	107	32	40	10	1	1	
	Floyd	15	0	2	12	2	3	3	4	0	5	5	10	0	22	8	30	13	10	5	0	1	
	Greenville Wesley	340	9	110	28	10	42	10	107	113	76	86	373	208	598	417	1015	260	254	204	1	1	
	Westview	89	7	21	7	5	10	4	14	22	10	7	62	46	96	79	175	47	27	6	1	2	
	Honey Grove McKenzie	59	3	2	10	4	4	5	7	8	14	11	16	28	41	52	93	20	24	6	1	1	
	Forest Hill	14	0	0	5	0	2	1	1	0	0	0	5	8	6	14	6	4	0	0	0	0	
	Ladonia	14	0	0	14	0	5	0	5	0	4	0	5	0	19	0	19	5	0	1	1	0	
	Pecan Gap	30	1	1	5	0	6	0	0	0	0	0	8	0	14	0	14	9	7	8	1	0	

Paris-Sulphur Springs

Statistical Table No. 2

	CHURCH MEMBERSHIP					CHURCH SCHOOL																					
	Avg. Attendance At Principal Weekly Worship Services(s)	Number Of Persons Baptized This Year (All Ages)	Baptized Members Who Are Not Professing Members	Number Of Persons On Constituency Roll	Total Enrolled In Confirmation Classes This Year	10	11	12	13	14	15A	15B	16A	16B	17A	17B	18A	18B	19A	19B	Total	AVG ATTENDANCE				Christian Formation Groups Other Than SCS For Children	Christian Formation Groups Other Than SCS For Youth
CHURCH NAME																											
Lone Oak	30	1	0	0	0	3	0	0	0	0	0	0	0	0	0	0	10	0	20	0	19	19	20	21	22	22A	23B
Miller Grove	38	0	0	0	0	5	0	0	0	0	0	0	7	0	2	0	13	0	29	0	20	20	17	0	0	0	0
Mt. Vernon First	242	8	53	57	15	23	128	46	183	30	218	216	212	315	741	1056	107	95	144	6	1056	107	95	144	6	6	6
Belk	23	0	0	10	0	2	6	3	0	0	1	8	10	13	17	30	7	10	0	0	0	0	0	0	0	0	0
Chicota	19	0	0	0	0	0	0	0	0	0	0	0	0	0	0	0	0	0	0	0	0	0	0	0	0	0	
Powderly First	46	0	0	15	0	11	4	7	0	4	4	30	61	52	69	121	36	20	0	0	0	0	0	0	0	0	0
Mount Taber-Summer	17	0	0	2	0	2	2	0	0	1	0	6	5	9	7	16	6	0	0	0	0	0	0	0	0	0	0
Calvary	227	6	33	221	0	20	10	25	8	12	18	155	60	212	96	308	140	20	6	2	345	140	20	6	2	345	140
Paris First	297	11	47	2	0	53	6	75	110	30	50	225	135	383	301	684	183	75	65	2	248	183	75	65	2	248	183
Mt. Zion	57	0	0	0	4	9	2	17	15	9	8	14	8	49	33	82	36	17	11	1	146	36	17	11	1	146	36
Arthur City/St. Mark's	8	0	0	0	0	2	0	0	0	0	0	7	6	9	7	16	7	5	0	0	0	0	0	0	0	0	0
Oak Park	86	0	0	27	0	26	15	21	14	6	6	100	120	153	155	308	69	30	10	1	153	69	30	10	1	153	69
Pickton	51	2	0	0	0	6	0	15	0	8	0	57	0	57	0	57	38	22	0	0	0	57	38	22	0	0	0
Quinlan First	215	14	0	0	7	12	15	20	45	10	55	90	20	132	135	267	97	110	0	1	153	97	110	0	1	153	97
Roxton	40	0	0	3	0	4	0	4	0	2	0	18	0	28	0	28	14	0	0	0	0	28	14	0	0	0	0
Ben Franklin	2	0	0	0	0	0	0	0	0	0	0	0	0	0	0	0	0	0	0	0	0	0	0	0	0	0	0
Satillo	5	0	0	6	0	2	0	0	0	0	0	3	0	5	0	5	5	0	0	0	0	5	5	0	0	0	0
Old Satillo	5	0	0	0	1	0	0	0	0	0	0	4	0	5	0	5	0	0	0	0	0	5	0	0	0	0	0
Shooks Chapel	15	0	0	0	4	3	0	6	0	4	0	7	0	20	0	20	0	0	0	0	0	20	0	0	0	0	0
Pine Forest	8	0	0	0	0	1	0	0	0	0	0	8	0	9	0	9	7	0	0	0	0	9	7	0	0	0	0
Sulphur Bluff	27	1	0	0	0	0	0	0	0	0	0	0	0	0	0	0	10	0	10	0	10	0	0	6	0	0	0
Tira	23	0	3	1	0	1	0	1	0	0	0	11	0	12	0	12	9	0	0	0	0	12	9	0	0	0	0
Sulphur Springs First	352	6	0	0	4	30	16	74	72	45	65	251	65	400	218	618	258	15	90	3	465	258	15	90	3	465	258
Wesley Sulphur Springs	150	3	12	31	0	15	13	12	12	20	25	150	50	197	100	297	150	40	40	1	165	150	40	40	1	165	150
Winnacro First	132	1	20	49	7	12	5	37	6	14	18	122	60	185	89	274	106	69	7	1	274	106	69	7	1	274	106
Tunney Chapel	50	2	2	0	0	5	4	0	0	0	0	35	50	40	54	94	35	50	0	0	0	94	35	50	0	0	0
Wolfe City First	71	0	0	0	0	10	3	13	6	7	5	14	11	44	25	69	25	22	6	2	266	25	22	6	2	266	25
PARIS-SULPR SPRINGS DIST																											
TOTAL 2008	4108	111	489	830	88	490	351	771	921	439	694	2626	1870	4326	3836	8162	2406	1365	919	48	44	2406	1365	919	48	44	44
TOTAL 2007	4203	111	514	852	130	486	373	773	673	391	454	2897	1457	3193	7740	1384	2450	1384	917	34	36	2450	1384	917	34	36	36
Inc/Dec 2008 over 2007	-95	0	-25	-22	-42	4	-22	-4	-22	-48	-240	-271	177	-221	643	-422	-44	-19	2	14	8	-44	-19	2	14	8	8

Paris-Sulphur Springs

Statistical Table No. 3

	CHURCH SCHOOL			VIM		UMM		UMW		UMYP		WEEKDAY		PROPERTY AND OTHER ASSETS														
	Christian Formation Goups Other Than SCS For Adults			Number Of Church Members Participating In UMMVIM		Amount Paid For Projects		Membership In United Methodist Women		Amount Paid For Local Church And Community Work		Membership In United Methodist Youth Fellowship		Amount Paid For Projects		Total Persons Served		Market Value Of Church Land, Bldgs And Equipment		Market Value Of Church Owned Parsonages And Furniture		Market Value Of Other Assets (cash, securities, other property, etc.)		Indebtedness On Items 32, 33, 34 At End Of Year		Other Indebtedness (current expenses, etc.)		
CHURCH NAME	23C	23	24	25A	25B	26	27	28	29	30	31	32A	32B	33	34	35	36	37										
Annona		1	1	0	0	0	0	1	0	0	0	0	0	325900	141600	10093	0	0	0									
Bowelder	1	3	0	0	0	0	0	3	25	0	0	0	0	396000	0	32912	0	0	0									
Lone Star	0	0	0	0	0	0	0	0	0	0	0	0	0	70000	0	47595	0	0	0									
Arbala	0	0	0	0	0	0	0	0	0	0	0	0	0	65000	23700	5000	0	0	0									
Gafford Chapel	0	0	0	0	0	0	0	0	0	0	0	0	0	335840	50320	5975	0	0	0									
Avery	3	4	1	0	0	0	0	11	385	21	0	3	80	585000	120000	82221	0	0	0									
Williams Chapel	0	0	0	0	0	0	0	0	0	0	0	0	0	72200	0	50000	0	0	0									
Birbright	0	0	0	0	0	0	0	0	0	0	0	0	0	200000	0	12000	0	0	0									
Nella	0	0	0	0	0	0	0	0	0	0	0	0	0	25000	0	8293	0	0	0									
Blossom	4	4	2	0	0	10	1000	14	800	0	0	0	0	325000	0	20000	0	0	0									
Shady Grove	0	0	0	0	0	0	0	0	0	0	0	0	0	15000	0	300	0	0	0									
Begata	3	4	0	0	0	20	0	25	0	0	0	0	0	816960	148760	30000	0	0	0									
Rosalie	0	0	0	0	0	0	0	0	0	0	0	0	0	15000	0	0	0	0	0									
Caddo Mills	0	1	0	0	0	0	0	0	0	9	0	0	0	190000	91000	105000	0	0	0									
Merit	0	0	0	0	0	0	0	0	0	0	0	0	0	130000	0	8800	0	0	0									
Campbell	0	0	0	0	0	0	0	0	0	0	0	0	0	250000	95300	42500	0	0	0									
Caney	0	0	0	0	0	0	0	0	0	0	0	0	0	93704	0	0	0	0	0									
Charleston	0	0	0	0	0	0	0	3	0	0	0	1	0	61000	0	32996	0	0	0									
Clarksville McKenzie Memorial	0	0	0	0	0	0	0	0	0	0	0	0	0	1889010	150200	81504	0	0	0									
Clarksville St. Paul	0	12	2	0	0	0	0	12	350	15	300	2	20	130000	25000	0	10000	0	0									
Commerce First	30	35	12	4	42	0	0	29	334	26	4250	8	159	3938720	382010	1745630	497307	0	0									
Conso	1	4	0	0	0	0	0	0	0	0	0	1	22	477000	85000	8000	0	0	0									
Cooper	4	7	0	0	0	20	5395	17	441	12	0	0	0	660000	55000	48620	32171	0	0									
Cumby	1	1	2	0	0	0	0	8	759	0	0	0	0	304309	0	34255	0	0	0									
Cuthand	0	2	0	0	0	15	0	25	0	25	0	0	0	208000	0	54000	0	0	0									
Deport	2	4	0	0	0	0	0	12	793	8	818	1	79	358000	78000	84772	0	0	0									
Martin Memorial	0	1	1	0	0	0	0	0	0	0	0	1	8	354500	72000	44715	0	0	0									
Woodland	2	3	0	0	0	0	0	0	0	0	0	0	0	155000	0	15000	0	0	0									
Enloe	0	0	0	0	0	0	0	6	0	0	0	0	0	115000	40000	32000	0	0	0									
Lake Creek	0	0	0	0	0	0	0	4	0	0	0	0	0	95000	0	20000	0	0	0									
Kavanaugh	2	4	0	0	0	0	0	41	80	7	0	2	50	5284343	183231	772932	0	0	0									
Salem-Kinser	5	7	1	0	0	0	0	0	0	3	1240	0	0	445470	87500	12926	775	0	0									
Floyd	1	2	0	0	0	0	0	0	0	0	0	0	0	0	0	22328	0	0	0									
Greenville Wesley	14	16	10	0	0	0	0	14	6135	76	15252	2	65	7136448	0	795782	3200000	0	0									
Westview	7	10	5	0	0	0	0	0	0	9	4600	0	0	103640	103640	30784	87788	0	0									
Honey Grove McKenzie	3	5	0	0	0	0	0	29	2311	11	550	0	0	1261509	131079	326000	0	0	0									
Forest Hill	1	1	0	0	0	0	0	0	0	0	0	0	0	47000	0	8200	0	0	0									
Ladonia	2	3	0	0	0	0	0	1	0	5	563	0	0	200000	15000	35000	0	0	0									
Pecan Gap	2	3	0	0	0	0	0	14	1385	5	0	0	0	182000	36000	34000	0	0	0									

Paris-Sulphur Springs

Statistical Table No. 3

	CHURCH SCHOOL			VIM		UMM		UMW		UMYF		WEEKDAY		PROPERTY AND OTHER ASSETS				
	23C	23	24	25A	25B	26	27	28	29	30	31	32A	32B	33	34	35	36	37
40 Lone Oak	0	0	0	0	0	0	0	10	0	0	0	0	0	436040	100140	11682	0	37
41 Miller Grove	0	0	0	0	0	0	0	0	0	0	0	0	0	137000	0	65647	0	41
42 Mt. Vernon First	7	19	6	0	0	0	0	37	1200	20	2843	1	92	583105	200454	121174	2094	0.42
43 Belk	3	3	0	0	0	0	0	6	155	1	0	0	0	190000	0	80500	0	0.43
44 Chicota	0	0	0	0	0	0	0	4	0	0	0	0	0	92400	0	39107	0	0.44
45 Powderly First	4	1	0	0	0	0	0	20	1356	4	0	0	0	258530	100000	80000	0	0.45
46 Mount Tabor-Summer	1	1	0	0	0	0	0	1	0	1	0	0	0	153258	0	10000	0	0.46
47 Calvary	6	11	0	1	14	40	7000	78	600	20	500	1	40	2600000	207196	338774	62140	6720.47
48 Paris First	16	20	4	0	0	43	11406	35	500	40	1000	1	91	9527800	0	309288	0	0.48
49 Mt. Zion	1	3	0	0	0	17	0	20	0	6	0	3	14	454900	68900	0	39000	0.49
50 Arthur City St. Mark's	3	3	0	0	0	0	0	1	0	0	0	2	8	167584	0	217	0	0.50
51 Oak Park	5	7	0	0	0	23	1563	10	1446	7	2403	5	34	1700000	105987	15495	0	0.51
52 Pickton	0	0	0	0	0	0	0	18	0	0	0	0	0	750000	0	35438	0	0.52
53 Quinlan First	1	3	0	0	0	25	2000	74	4307	50	5000	0	0	1750000	110000	65180	528000	0.53
54 Roston	0	0	0	0	0	0	0	21	400	0	0	1	15	205000	145000	1300000	0	0.54
55 Ben Franklin	0	0	0	0	0	0	0	0	0	0	0	0	0	50000	0	20000	0	0.55
56 Saltillo	0	0	0	0	0	0	0	0	0	0	0	0	0	45000	0	2800	0	0.56
57 Old Saltillo	0	0	0	0	0	0	0	0	0	0	0	0	0	238000	0	2200	0	0.57
58 Shooks Chapel	0	1	0	0	0	0	0	0	0	0	0	0	0	194400	65000	119716	0	0.58
59 Pine Forest	0	0	0	0	0	0	0	0	0	0	0	0	0	80000	0	19000	0	0.59
60 Sulphur Bluff	0	0	0	0	0	0	0	0	0	0	0	0	0	125000	0	64953	0	0.60
61 Tira	0	0	0	0	0	0	0	0	0	0	0	0	0	117130	0	68243	0	0.61
62 Sulphur Springs First	10	17	4	1	16	40	0	49	3000	65	3000	2	60	4987320	403000	670764	413202	0.62
63 Wesley Sulphur Springs	8	10	0	0	0	0	0	38	1500	35	2500	9	90	2642196	290520	131131	0	0.63
64 Winsboro First	2	5	2	0	0	16	0	42	2900	19	0	0	0	2072000	155000	229102	1083	0.64
65 Timney Chapel	3	3	0	0	0	0	0	0	0	0	0	0	0	766000	0	112000	0	0.65
66 Wolfe City First	2	6	0	0	0	0	0	20	1000	12	0	3	300	612000	94000	72530	0	0.66
67 PARIS-SULPR SPRINGS DIST	0	0	0	0	0	0	0	0	0	0	0	0	0	0	0	0	0	0.67
TOTAL 2008	161	253	52	6	72	269	28364	753	32163	824	44819	49	1227	64525986	4159537	8685074	4873500	6720
TOTAL 2007	153	223	66	48	104	308	20933	713	28215	553	41155	61	1306	63944680	4272016	9454558	2046593	11320
Inc/Dec 2008 over 2007	8	30	-14	-42	-32	-39	7431	40	3947	-29	3664	-12	-79	581306	-112479	-769484	2820607	-4600

Paris-Sulphur Springs

Statistical Table No. 4

CONNECTIONAL PROGRAMS																				
CHURCH NAME	World Service	Conference Benevolences	Ministerial Education Fund	Black College Fund	Africa University Fund	General Advance Specials	World Service Special Gifts	Youth Service Fund	Human Relations Day	One Great Hour Of Sharing	Peace with Justice	Native American Ministries Sunday	World Communion	United Methodist Student Day	Christian Education Sunday	Golden Cross	Retired Ministers Offering	Conference Advance Specials	Texas Methodist Colleges	Campus Ministries
Lone Oak	696	608	226	90	20	100	0	0	0	0	0	0	0	0	0	0	0	100	37	164
Miller Grove	427	410	139	55	12	0	0	0	0	0	0	0	0	0	0	0	0	200	23	101
Mt. Vernon First	8519	8179	2769	1103	243	1361	0	0	0	0	0	0	140	0	0	0	0	1045	458	2013
Belk	396	381	129	51	11	115	0	0	0	0	0	0	0	0	0	0	0	45	21	94
Chicota	138	133	45	18	4	115	0	0	0	0	0	0	0	0	0	0	0	0	7	33
Powderly First	696	608	226	90	20	115	0	0	0	0	0	0	0	0	0	0	0	30	37	164
Mount Taber-Summer	199	191	65	26	6	115	0	0	0	0	0	0	0	0	0	0	0	0	11	47
Calvary	7739	7430	2515	1002	221	1274	0	0	0	0	0	0	356	0	0	0	0	1737	416	1829
Paris First	11264	10813	3661	1458	322	0	0	0	0	0	0	0	0	0	0	0	0	1628	605	2661
Mt. Zion	1239	1190	403	160	35	67	0	0	0	0	0	0	0	0	0	0	0	0	67	293
Arthur City St. Mark's	278	267	90	36	8	37	0	0	0	0	0	0	0	0	0	0	0	100	15	66
Oak Park	3032	2911	986	392	87	333	0	0	0	0	0	0	0	0	0	0	0	160	163	716
Pickton	630	605	205	82	18	422	0	0	0	0	0	0	0	0	0	0	0	400	34	149
Quinlan First	4943	4745	1607	640	141	200	0	0	0	0	0	0	0	0	0	0	0	0	266	1168
Rexton	1090	1046	354	141	31	0	0	0	0	0	0	0	0	0	0	0	0	60	59	257
Ben Franklin	174	167	57	23	5	0	0	0	0	0	0	0	0	0	0	0	0	0	9	41
Saltito	68	65	22	9	2	0	0	0	0	0	0	0	0	0	0	0	0	101	4	16
Old Sallito	46	44	15	6	1	0	0	0	0	0	0	0	0	0	0	25	0	0	2	11
Shoosks Chapel	452	434	147	59	13	0	0	0	0	0	0	0	0	0	0	0	0	0	24	107
Pine Forest	210	201	68	27	6	0	0	0	0	0	0	0	0	0	0	0	0	100	11	50
Sulphur Bluff	270	259	88	35	8	0	0	0	0	0	0	0	0	0	0	0	0	0	14	64
Tira	359	344	117	46	10	542	0	0	0	0	0	0	0	0	0	200	0	100	19	85
Sulphur Springs First	13707	13159	4455	1774	392	3017	0	0	0	0	0	0	0	0	0	0	0	0	736	3238
Wesley Sulphur Springs	4258	4088	1384	551	122	688	0	0	0	0	0	0	0	0	0	0	0	20462	229	1006
Winsboro First	3318	3185	1078	429	95	446	0	0	0	0	0	0	0	0	0	0	0	500	178	784
Finney Chapel	1468	1409	477	190	42	0	0	0	0	0	0	0	0	0	0	0	0	798	79	347
Wolfe City First	2268	2273	769	306	68	416	0	0	0	0	0	0	0	0	0	0	0	220	127	559
PARIS SULPHR SPRINGS DIST	0	0	0	0	0	0	0	0	0	0	0	0	0	0	0	0	0	0	0	0
TOTAL 2008	118400	113602	38479	15323	3382	17877	0	0	40	546	95	118	798	15	0	535	0	41539	6358	27975
TOTAL 2007	115011	107641	39579	15758	3482	63425	58	0	1080	0	94	94	546	66	0	1336	0	30515	6537	27987
Inc/Dec 2008 over 2007	3389	6021	-1100	-435	-100	-43548	-58	0	40	-534	95	24	252	-51	0	-801	0	11024	-179	-12

Paris-Sulphur Springs

Statistical Table No. 5

		CONNECTIONAL PROGRAMS										CONNECTIONAL ADMINISTRATION					MINISTERIAL SUPPORT					
	CHURCH NAME	48C	49A	49B	49C	49D	50A	50B	50C	50D	51	52	53	54	55	56	57	58	59A	59B	60	
	SMU Campus Ministry	1	0	0	0	10	57	2	0	0	0	8	28	5	281	389	22	441	0	0	0	District Superintendents Fund
		2	0	0	0	15	89	3	682	0	262	13	44	8	437	619	35	691	0	0	126	
		1	0	0	0	8	45	2	0	0	0	7	22	4	222	324	18	352	0	0	197	
		1	0	0	0	7	41	1	0	0	1055	6	20	3	200	266	16	316	0	0	100	
		3	0	0	0	22	125	4	0	0	3666	18	62	11	613	844	49	969	0	0	90	
		5	0	0	0	39	227	8	150	0	3110	33	113	19	1119	1610	90	1769	0	0	276	
		2	0	0	0	12	68	2	0	0	2400	10	34	6	336	484	27	532	0	0	503	
		1	150	150	0	11	61	2	100	0	4859	9	30	5	301	505	24	476	0	0	151	
		1	0	0	0	2	14	1	100	0	600	2	7	1	71	102	6	112	0	0	135	
		3	0	0	0	27	153	5	0	0	22	76	13	753	1072	60	1191	0	0	32		
		0	0	0	0	3	16	1	0	0	0	2	8	1	80	122	6	126	0	0	339	
		8	0	0	0	59	341	12	39	0	6804	49	170	29	1678	2221	134	2654	4677	6235	755	
		0	0	0	0	3	19	1	0	0	220	3	9	2	93	145	7	147	637	918	42	
		3	0	0	0	20	115	4	0	0	40	17	57	10	567	717	45	896	3447	0	255	
		1	0	0	0	7	39	1	0	0	0	6	20	3	194	268	16	307	660	0	87	
		2	0	0	0	15	88	3	0	0	0	13	44	7	432	607	35	683	0	0	194	
		1	0	0	0	5	27	1	0	0	0	4	13	2	131	180	10	207	0	0	59	
		2	0	0	0	16	95	3	0	0	0	14	47	8	465	881	37	736	0	0	209	
		11	0	182	0	84	486	17	27	0	0	70	242	41	2393	3215	192	3784	7532	7656	1077	
		1	0	0	0	11	64	2	324	0	450	9	32	5	316	470	25	489	0	0	142	
		29	0	0	0	229	1322	47	1000	0	22105	192	657	112	6506	8456	521	10288	9011	9570	2928	
		4	0	0	0	30	175	6	0	0	302	23	87	15	859	1182	69	1359	3557	0	387	
		9	0	0	0	71	411	15	457	0	60	204	35	2024	2742	162	3201	5203	7656	0	911	
		2	0	0	0	13	74	3	0	0	750	11	37	6	363	542	29	574	0	0	163	
		3	0	0	0	27	154	5	835	0	5184	22	76	13	755	1202	61	1195	2964	0	340	
		5	0	85	0	39	227	8	302	0	662	33	113	19	1118	1444	90	1768	3796	2710	503	
		2	0	0	0	18	105	4	100	0	11677	15	52	9	515	740	41	814	1565	0	232	
		2	0	0	0	15	84	3	150	0	600	12	42	7	413	673	33	653	1565	0	186	
		1	0	0	0	8	46	2	0	0	950	7	23	4	227	361	18	359	0	0	102	
		1	0	0	0	6	33	1	0	0	300	5	16	3	161	245	13	255	0	0	73	
		17	386	0	0	135	779	28	386	0	20044	113	387	66	3833	4761	307	6062	6780	7656	1725	
		8	160	160	0	59	341	12	500	0	2117	49	169	29	1678	2206	134	2653	5822	7656	755	
		1	0	0	0	8	46	2	50	0	559	7	23	4	226	331	18	357	0	0	102	
		46	1000	0	0	357	2061	73	9385	0	46348	299	1025	175	10141	13281	813	16037	8447	7656	4564	
		9	0	0	0	71	410	15	566	0	1419	59	204	35	2019	2634	162	3192	5298	7656	908	
		6	0	0	0	50	289	10	492	0	4322	42	144	25	1423	1800	114	2251	4386	5593	641	
		1	0	0	0	7	40	1	235	0	359	6	20	3	194	264	16	307	736	896	87	
		2	0	0	0	13	73	3	100	0	2957	11	36	6	358	498	29	566	1621	0	161	
		2	0	0	0	15	89	3	1000	0	4662	13	44	8	438	613	35	693	1621	0	197	

Paris-Sulphur Springs

Statistical Table No. 5

	CHURCH NAME	CONNECTIONAL PROGRAMS										CONNECTIONAL ADMINISTRATION					MINISTERIAL SUPPORT				
		48C	49A	49B	49C	49D	50A	50B	50C	50D	51	52	53	54	55	56	57	58	59A	59B	60
										Other Benevolences Paid Directly By Local Church	Interdenominational Cooperation Fund	General Administration Fund	Jurisdictional Administration Fund	Area And Conference Administration Fund	District Administration Fund	Moving Fund	Board Of Pensions	Clergy Retirement Security Plan Paid Directly to Conference	Appointee Health Insurance Remitted To Conference	District Superintendents Fund	
40	Lone Oak	3	0	0	0	21	123	4	165	0	4500	18	61	10	606	788	49	959	0	0	273
41	Miller Grove	2	0	0	0	13	76	3	0	0	0	11	38	6	372	604	30	588	0	0	167
42	Mt. Vernon First	34	0	200	0	261	1509	53	1315	0	41150	219	750	128	7424	9750	595	11740	7026	7656	3341
43	Belk	2	0	0	0	12	70	2	50	0	0	10	35	6	345	528	28	546	1304	2283	155
44	Chicota	1	0	0	0	4	25	1	0	0	300	4	12	2	121	163	10	191	616	1078	54
45	Powderly First	3	0	0	0	21	123	4	100	0	400	18	61	10	606	944	49	959	1919	3361	273
46	Mount Tabor-Sumner	1	0	0	0	6	35	1	0	0	0	5	17	3	173	236	14	274	656	1149	78
47	Culvary	31	0	0	0	237	1371	49	2428	0	13926	199	681	116	6744	9316	540	10665	12896	12122	3035
48	Paris First	44	0	0	0	345	1995	71	3816	0	89220	289	992	169	9815	12621	787	15522	14828	14647	4417
49	Mt. Zion	5	0	0	0	38	219	8	832	0	0	32	109	19	1080	1557	87	1708	3456	4256	486
50	Arthur City St. Mark's	1	0	0	0	9	49	2	93	0	0	7	24	4	242	305	19	383	1012	1322	109
51	Oak Park	12	0	0	0	93	537	19	119	0	1200	78	267	46	2643	3666	212	4179	6384	7656	1189
52	Pickton	2	0	0	0	19	112	4	52	0	3329	16	55	9	549	826	44	868	0	0	247
53	Quintan First	20	0	0	0	152	875	31	1401	0	9000	127	435	74	4308	6025	345	6812	7389	7656	1939
54	Rexton	4	0	0	0	33	193	7	0	0	0	28	96	16	950	1335	76	1502	4453	0	427
55	Ben Franklin	1	0	0	0	5	31	1	0	0	0	4	13	3	152	215	12	240	771	0	68
56	Sahililo	0	0	0	0	2	12	0	0	0	1300	2	6	1	59	91	5	93	0	0	27
57	Old Sahililo	0	25	0	0	1	8	0	0	0	50	1	4	1	40	64	3	63	0	0	18
58	Shoaks Chapel	2	0	0	0	14	80	3	0	0	0	12	40	7	394	502	32	623	0	0	177
59	Pine Forest	1	0	0	0	6	37	1	0	0	0	5	18	3	183	256	15	289	0	0	82
60	Sulphur Bluff	1	0	0	0	8	48	2	0	0	0	7	24	4	235	372	19	372	0	0	106
61	Tira	1	200	200	0	11	64	2	0	0	3950	9	32	5	313	446	25	494	0	0	141
62	Sulphur Springs First	54	0	0	0	420	2427	86	2817	0	47951	352	1207	206	11944	15234	957	18889	13620	15312	5375
63	Wesley Sulphur Springs	17	0	0	0	131	754	27	80	0	109	375	64	64	3711	4900	297	5868	6386	7656	1670
64	Winsboro First	13	0	200	0	102	588	21	40	0	6809	83	292	50	2891	3825	232	4572	4355	7018	1301
65	Finney Chapel	6	0	0	0	45	269	9	300	0	0	38	129	22	1279	1749	103	2023	0	0	576
66	Wolfe City First	9	0	0	0	73	419	15	325	0	0	61	208	36	2063	2661	165	3263	0	0	928
67	PARIS SULPHR SPRINGS DIST	0	0	0	0	0	0	0	0	0	0	0	0	0	0	0	0	0	0	0	0
TOTAL 2008		468	1921	1201	0	3629	20969	742	34867	0	371848	3042	10420	1777	103175	138075	8269	163160	166596	165030	46429
TOTAL 2007		484	2864	3151	100	3736	21992	764	9002	2000	341216	3066	9946	1828	84011	127071	7851	166201	165722	169853	44748
Inc/Dec 2008 over 2007		-16	-943.5	-1949.74	-100	-107	-1023	-22	-23865	-2000	30632	-24	474	-51	18564	11004	418	-3041	869	-4823	1681

Paris-Sulphur Springs

Statistical Table No. 6

MINISTERIAL SUPPORT																		
CHURCH NAME	61	62	63	%PD	64A	64B	65A	65B	66A	66B	66C	66D	67A	67B	67C	67D	68A	68B
Lone Oak	182	41	422	100	10874	10874	0	0	0	3000	0	0	0	0	4500	0	0	0
Miller Grove	112	25	259	100	3900	3900	0	0	0	4500	0	0	0	0	0	0	0	0
Mt. Vernon First	2228	503	5167	100	46092	46791	0	0	3678	5326	0	0	3092	0	4909	0	0	0
Belk	104	23	240	100	7137	7137	0	0	3509	0	0	0	87	0	0	0	0	
Chicota	36	8	84	100	3043	3043	0	0	1658	0	0	0	41	0	0	0	0	
Powderly First	182	41	422	100	10508	10508	0	0	5167	0	0	0	128	0	0	0	0	
Mount Tabor-Summer	52	12	121	100	3593	3593	0	0	1767	0	0	0	44	0	0	0	0	
Calvary	2024	457	4694	100	67541	67541	35253	30853	7494	650	1620	5433	920	1156	280	1543	0	
Paris First	2946	666	6832	100	76288	76288	43550	43550	0	30000	0	12000	0	0	5226	2839	0	
Mt. Zion	324	73	752	100	12879	12879	0	0	2050	0	0	0	3550	0	2700	0	250	
Arthur City St. Mark's	73	16	169	100	4386	4386	0	0	725	0	0	0	900	0	1000	0	100	
Oak Park	793	179	1839	100	30746	30746	0	0	5448	1566	0	0	6167	0	2500	0	6816	
Pickton	165	37	382	100	10500	10500	0	0	0	15056	0	0	0	0	0	0	0	
Quinlan First	1293	292	2998	100	42072	42072	0	0	8000	219	0	0	9300	0	600	0	3792	
Roxton	285	64	661	100	3953	3953	0	0	0	13200	0	0	368	0	1236	0	3864	
Ben Franklin	46	10	106	100	4264	4264	0	0	0	0	0	0	0	0	200	0	0	
Sallito	18	4	41	100	0	0	0	0	0	2400	0	0	0	0	0	0	0	
Old Sallito	12	3	28	100	0	0	0	0	0	1200	0	0	0	0	0	0	0	
Shooks Chapel	118	27	274	100	3240	3240	0	0	0	7296	0	0	0	0	0	0	0	
Pine Forest	55	12	127	100	7536	7536	0	0	0	3000	0	0	0	0	0	0	0	
Sulphur Bluff	71	16	164	100	7500	7500	0	0	0	3000	0	0	1500	0	0	0	0	
Tira	94	21	218	100	5100	5100	0	0	0	3000	0	0	1500	0	0	0	0	
Sulphur Springs First	3585	810	8314	100	90743	90743	38520	38520	4409	2380	4925	6155	0	2748	400	0	3400	
Wesley Sulphur Springs	1114	252	2583	100	35190	35190	0	0	7168	907	0	0	2731	0	0	0	0	
Winsboro First	868	196	2012	100	30489	30489	0	0	4621	1053	0	0	2097	0	2071	0	6458	
Timney Chapel	384	87	890	100	25000	25000	0	0	0	7500	0	0	0	0	0	0	600	
Wolfe City First	619	140	1436	100	30000	30000	0	0	0	0	0	0	0	0	0	0	0	
PARIS-SULPHR SPRINGS DIST	30968	6994	71813	100	1096525	1101313	125445	120437	109590	215791	7913	26458	93864	4615	52544	4712	66760	
TOTAL 2008	29571	7194	71248	100	1066022	1066326	110734	112332	106887	179349	7796	25072	91042	6180	66335	2354	76151	
Inc/Dec 2008 over 2007	1397	-200	565	0	30503	34987	14711	7205	8903	36442	117	1386	2822	-1505	-13791	2358	-9391	

Paris-Sulphur Springs

Statistical Table No. 7

	CHURCH NAME	MIN SUPPORT		LOCAL CHURCH EXPENDITURES					GRAND TOTAL PAID	
		69	70	71	72	73	74	75	76	76
1	Annona	0	0	276	10150	0	0	125	17902	1
2	Boxelder	0	0	1159	7947	0	6800	0	33334	2
4	Loze Star	0	0	3645	3494	0	0	0	12778	4
3	Arbala	0	0	892	2144	0	0	0	13405	3
5	Gulford Chapel	0	0	4426	10230	67257	5641	0	120437	5
6	Avery	0	7058	8943	11749	0	0	0	62325	6
7	Williams Chapel	0	0	0	5225	0	0	0	18401	7
8	Birbright	0	0	1220	4972	0	4416	0	28322	8
9	Neta	0	0	433	1400	0	0	0	6075	9
10	Blossom	0	0	565	19674	0	38299	0	76549	10
11	Shady Grove	0	0	0	503	0	0	0	3341	11
13	Bogata	0	20560	2050	21526	0	0	0	122678	13
12	Rosalie	0	192	304	1356	0	0	0	6466	12
14	Caddo Mills	0	0	1496	7396	0	0	0	43214	14
15	Merit	0	0	80	2578	0	0	0	10555	15
16	Campbell	0	0	1500	28900	0	0	0	47165	16
17	Caney	0	0	360	2433	0	0	0	5741	17
18	Charleston	0	2550	5340	4792	0	4673	0	31544	18
19	Clarksville McKenzie Memorial	0	20804	1045	40825	0	0	0	148923	19
20	Clarksville St. Paul	0	3640	1300	2000	3776	5500	200	26967	20
21	Commerce First	0	132480	19182	102625	10036	1074006	1135	1536443	21
22	Cono	0	1500	1459	10785	0	5847	0	56073	22
23	Cooper	0	22466	8981	30816	6820	22679	643	164594	23
24	Cumby	0	0	687	4303	0	0	279	19359	24
25	Cuthand	0	1500	8726	8110	0	0	0	46938	25
26	Deport	0	4374	8409	28318	0	0	618	95633	26
27	Martin Memorial	0	2324	449	7847	0	0	0	39195	27
28	Woodland	0	2340	931	3228	0	0	0	22582	28
29	Enloe	0	1740	95	2745	0	3735	0	14587	29
30	Lake Creek	0	1290	333	2422	0	0	0	8953	30
31	Kavanaugh	0	88438	12598	76857	0	0	0	315303	31
32	Salem-Kinser	0	19483	2274	17466	162	8594	0	129377	32
33	Floyd	0	0	905	2170	0	4014	0	15947	33
34	Greenville Wesley	0	240907	28212	138080	297700	139690	2433	1134754	34
35	Westview	0	25085	5412	20078	9336	14142	0	148479	35
36	Honey Grove McKenzie	0	13738	5647	19850	0	6516	1142	110971	36
37	Forest Hill	0	0	0	1979	0	0	0	15012	37
38	Ladonia	0	0	840	8197	0	1641	0	27506	38
39	Pecan Gap	0	2466	1407	6714	0	1675	592	34220	39

Paris-Sulphur Springs

Statistical Table No. 7

CHURCH NAME	MIN SUPPORT		LOCAL CHURCH EXPENDITURES					GRAND TOTAL PAID	
	Diaconal Minister(s) Total Compensation	Other Staff Compensation	Current Expenses For Program (including Church School)	Other Current Operating Expenses (not including Program Expenses)	Principal And Interest Paid On Indebtedness, Loans, Mortgages, etc.	Paid On Buildings And Improvements (not including funds borrowed)	UMW Cash Sent To District Or Conference UMW Treasurer		
	69	70	71	72	73	74	75	76	
40 Lone Oak	0	4470	2018	9917	0	41500	200	86805	40
41 Miller Grove	0	2100	1356	4755	0	0	0	20284	41
42 Mt. Vernon First	0	179340	45710	72477	456911	122521	1800	1069434	42
43 Bdk	0	0	500	3500	0	0	701	22420	43
44 Chicota	0	0	350	3000	0	0	0	11295	44
45 Powderly First	0	0	500	9000	0	0	0	36845	45
46 Mount Tabor-Summer	0	0	300	3500	0	0	0	12697	46
47 Calvary	0	108100	21045	77865	23747	3932	1653	461245	47
48 Paris First	0	135534	60637	183652	35453	11000	500	815113	48
49 Mt. Zion	0	8220	2618	12348	6834	0	0	69944	49
50 Arthur City St. Marks	0	1016	274	3956	0	0	0	17094	50
51 Oak Park	0	27446	10395	36074	0	1708	433	169190	51
52 Pickton	0	0	1613	7585	0	0	0	43615	52
53 Quinlan First	0	73335	17253	60722	53779	0	4307	338661	53
54 Rexton	0	15640	2875	21200	0	0	475	75979	54
55 Ben Franklin	0	0	130	1613	0	0	0	8385	55
56 Sutillo	0	0	1082	1831	0	54734	0	61995	56
57 Old Sutillo	0	0	303	2107	0	34044	0	38150	57
58 Shoeks Chapel	0	0	454	4100	0	47400	0	66031	58
59 Pine Forest	0	0	430	450	0	0	0	13179	59
60 Sulphur Bluff	0	0	1331	4221	0	12520	0	32259	60
61 Terra	0	0	1305	5780	0	0	0	24733	61
62 Sulphur Springs First	0	344320	58763	73767	107140	31365	0	958076	62
63 Wesley Sulphur Springs	0	98050	11033	56868	3160	0	1200	288489	63
64 Winsboro First	0	53853	7912	28419	11911	32509	2831	229857	64
65 Tinney Chapel	0	12106	992	20821	0	0	0	80439	65
66 Wolfe City First	0	37674	7711	20874	0	0	0	115786	66
67 PARIS-SULPHR SPRINGS DIST	0	0	0	0	0	0	0	3954	67
TOTAL 2008	0	1716139	401570	1413558	1094022	1741101	21267	9944002	
TOTAL 2007	0	1617889	399920	1380038	452838	1002435	43896	8294954	
Inc/Dec 2008 over 2007	0	98250	7650	33520	661164	738666	-22629	1649948	

Paris-Sulphur Springs

Statistical Table No. 8

	CHURCH NAME	ANNUAL OPERATING BUDGET & BENEVOLENCE GIVING FUNDING SOURCES								FUNDING SOURCES: SPECIAL PROJECTS				FUNDING SOURCES: OUTSIDE CHURCH				
		Number Of Pledges And Identified Givers	Amount Received Through Pledges	Amount Received From Non-Pledging, Yet Identified Givers	Amount Received From Unidentified Givers	Amount Received From Interest And Dividends	Amount Received From Sale Of Church Assets	Amount Received Through Building Use Fees, Contributions And Rentals	Amount Received Through Fundraisers And Other Sources	TOTAL	Capital Campaigns	Memorial/Endowment/Bequests	Other Sources and Projects	TOTAL	Equitable Compensation Funds Received By Church Or Pastor	Advance Special Or Apportioned Funds Received By Church	Other	TOTAL
	Amotona	79	10	13556	1807	0	0	3600	0	18963	0	0	0	0	0	0	0	82
	Bowlder		27	27772	3000	1030	0	530	0	32332	0	0	0	0	0	0	0	0
	Lone Star		14	8614	2871	0	0	0	0	11485	0	0	0	0	0	0	0	0
	Arbala		0	16209	0	0	0	0	0	16209	0	0	0	0	0	0	0	0
	Gafford Chapel		0	73155	0	0	0	0	0	73155	21805	0	0	21805	0	0	0	0
	Avery		40	45432	7472	1224	0	350	10756	62524	0	2356	3783	6139	0	0	0	0
	Williams Chapel		16	13740	2793	1159	0	50	0	17742	0	500	0	500	0	0	0	0
	Bright		35	32460	0	120	0	200	6045	38825	0	0	0	0	0	0	0	0
	Nela		8	4551	0	53	0	0	0	4604	0	0	0	0	0	0	0	0
	Blossom		15	41602	13867	0	0	25	0	55494	0	1249	0	1249	0	0	0	0
	Shady Grove		3	1725	1843	0	0	0	0	3568	0	0	0	0	0	0	0	0
	Bogata		0	117590	2115	433	0	250	0	120388	16652	2491	0	19143	0	0	0	0
	Rosalie		0	6501	0	0	0	0	0	6501	0	0	0	0	0	0	0	0
	Caddo Mills		0	37455	3113	0	0	0	0	40568	0	1025	0	1025	0	0	0	0
	Merit		0	4445	0	0	0	0	0	4445	0	0	0	0	0	0	0	0
	Campbell		13	26860	0	0	0	0	0	26860	0	0	0	0	0	0	0	0
	Cuey		0	4900	0	0	0	0	0	4900	0	0	0	0	0	0	0	0
	Charleston		35	18689	5804	0	0	0	7964	32457	0	1425	0	1425	0	0	0	0
	Charlottesville McKenzie Memorial		79	112845	1181	46	0	1100	18685	133857	0	0	0	0	0	0	0	0
	Charlottesville St. Paul		45	16000	6000	0	0	2500	7000	31500	0	0	0	0	0	0	0	0
	Commerce First		147	346770	13884	4902	111	2340	12429	380436	158286	27592	0	183878	0	23350	0	23350
	Como		19	66704	1450	5161	0	150	0	73465	0	0	0	0	0	0	0	0
	Cooper		95	0	124863	6116	1081	800	0	132860	2205	4725	12040	18970	0	0	0	0
	Cumby		0	0	0	17345	0	0	721	18066	0	0	0	0	0	0	0	0
	Cutland		0	0	53370	22873	0	0	0	76243	0	0	0	0	0	0	0	0
	Deport		32	0	54670	8747	612	58	5956	70023	0	0	0	0	2278	1034	0	3312
	Martin Memorial		0	39924	1190	0	0	25	3921	45060	0	1694	0	1694	0	0	0	0
	Woodland		0	25726	0	0	0	600	0	26326	0	1534	0	1534	0	0	0	0
	Enloe		0	0	0	16436	0	0	5927	22363	0	0	0	0	0	0	0	0
	Lake Creek		0	0	0	7874	0	0	0	7874	0	0	0	0	0	0	0	0
	Kavanaugh		99	226087	36227	3531	858	350	3964	271017	0	43170	0	43170	0	0	9600	9600
	Salem-Kinser		62	0	120983	2309	105	0	0	123397	0	5381	0	5381	0	0	0	0
	Floyd		21	0	16952	834	264	0	1026	19076	0	99	0	99	0	0	0	0
	Greenville Wesley		277	461405	229028	17197	7675	0	8430	14628	738363	8052	0	370253	0	0	0	0
	Westview		79	160554	1700	461	0	0	0	162715	0	0	0	0	0	0	0	0
	Honey Grove McKenzie		60	82640	1250	3604	0	0	3519	91013	0	7603	0	7603	0	0	0	0
	Forest Hill		8	0	16941	1302	0	0	0	18243	0	0	0	0	0	0	0	0
	Ladonia		15	0	23226	0	0	0	3896	27122	0	0	0	0	0	0	0	0
	Pocan Gap		24	0	35840	4157	688	0	5073	45758	0	0	0	0	0	0	0	0

Paris-Sulphur Springs

Statistical Table No. 8

CHURCH NAME	ANNUAL OPERATING BUDGET & BENEVOLENCE GIVING FUNDING SOURCES								FUNDING SOURCES: SPECIAL PROJECTS				FUNDING SOURCES: OUTSIDE CHURCH					
	79	80A	80B	80C	80D	80E	80F	80G	TOTAL	81A	81B	81C	TOTAL	82A	82B	82C	Other	TOTAL
40 Lone Oak	0	0	41681	2875	0	0	0	0	44556	30000	0	0	30000	0	0	1000	0	1000
41 Miller Grove	2	200	0	27425	0	0	0	0	27625	0	2568	0	2568	0	0	0	0	0
42 Mt. Vernon First	282	0	629780	11792	2887	0	2960	36987	684406	457775	12942	81865	55282	0	0	0	0	0
43 Belk	14	0	26000	0	0	0	0	0	26000	0	0	0	0	0	0	0	0	0
44 Chicota	12	0	18700	0	0	0	0	0	18700	0	0	0	0	0	0	0	0	0
45 Powderly First	37	0	49000	0	0	0	0	0	49000	0	0	0	0	0	0	0	0	0
46 Mount Taber-Summer	10	0	19500	0	0	0	0	0	19500	0	0	0	0	0	0	0	0	0
47 Calvary	239	275328	119809	7412	1028	0	5969	19057	428603	0	20876	0	20876	0	0	0	0	0
48 Paris First	262	595158	184527	10953	873	0	1500	24276	817287	0	52256	0	52256	0	0	0	0	0
49 Mt. Zion	35	0	59351	4811	0	0	0	8654	72816	0	0	0	8575	0	0	0	0	8575
50 Arthur City St. Mark's	6	0	18335	809	0	0	325	0	19469	0	0	0	3171	0	0	0	0	3171
51 Oak Park	85	128221	0	17390	0	0	87	12455	158153	18354	5988	0	5988	0	0	0	0	0
52 Pickett	40	0	34160	4059	0	0	0	0	38219	0	18354	0	18354	0	0	0	0	0
53 Quinlan First	210	234045	74696	11140	1707	0	2013	425	324026	0	657	0	657	0	0	1500	0	1500
54 Roston	25	0	47380	0	30000	0	6000	0	83380	0	0	0	0	0	0	0	0	0
55 Ben Franklin	4	700	4000	100	0	0	0	0	4800	0	0	0	0	0	0	0	0	0
56 Saitillo	5	0	8663	0	0	0	0	0	8663	0	54734	0	54734	0	0	0	0	0
57 Old Saitillo	5	0	7608	0	0	0	0	0	7608	0	33134	0	33134	0	0	0	0	0
58 Shooks Chapel	5	0	13597	0	3211	0	275	0	17083	0	5180	0	5180	0	0	0	0	0
59 Pine Forest	7	0	20228	0	0	0	0	0	20228	0	135	0	135	0	0	0	0	0
60 Sulphur Bluff	20	0	33262	0	0	0	0	0	33262	0	0	0	0	0	0	0	0	0
61 Tira	18	0	28082	0	0	0	0	0	28082	0	0	0	0	0	0	0	0	0
62 Sulphur Springs First	548	713415	201719	7200	22483	0	8160	39739	992716	62715	16829	11260	90804	0	0	0	0	0
63 Wesley Sulphur Springs	90	0	161739	40000	530	0	2327	0	204596	1909	7816	0	9725	0	0	0	0	0
64 Winnebago First	177	0	188154	4820	495	0	521	0	193900	0	3850	0	3850	0	0	0	0	0
65 Tinney Chapel	0	0	73831	2427	58	0	680	948	77944	0	1315	0	1315	0	0	0	0	0
66 Wolfe City First	83	0	106025	1998	2206	0	0	0	110229	104861	300	0	105161	0	0	0	0	0
67 PARIS-SULPR. SPRINGS DIST	3499	3291227	3589962	331116	80937	0	52175	254031	7599448	1236763	327476	108948	1673187	14024	24384	12100	0	50508
TOTAL 2008	3773	3757582	2983782	418329	98530	866	53732	247967	7560788	905790	674509	107099	1687398	19014	5855	20386	0	45455
TOTAL 2007	-352	-466355	606180	-87213	-17593	-866	-11557	6064	-38660	330973	-347033	1849	-14211	-4900	18529	-8486	0	5015

Inc/Dec 2008 over 2007

Sherman-McKinney

Statistical Table No. 1

CHURCH MEMBERSHIP																																
RECEIVED				REMOVED				FULL MEMBERS AT CLOSE OF YEAR																								
Total Professing Members Reported At Close Of Last Year				This Year On Profession Of Christian Faith				Restored By Affirmation				From Other United Methodist Churches				From Other Denominations				Charge Conference Action	Withdrawn	Transfer To Other United Methodist Churches	Transfer To Other Denominations	Death	Asian	AA/Black	Hispanic	Native American	Pacific Islander	White	Multi-Racial	Total Professing Members At Close Of This Year
PASTOR'S NAME				1	2A	2B	3	4	5A	5B	6	7	8	9A	9B	9C	9D	9E	9F	9G	9H											
Anna				197	8	1	3	6	41	0	2	0	0	3	1	0	0	7	0	0	0	161	0	169								
Belts				271	7	0	3	9	1	0	11	5	4	0	0	0	0	1	0	0	0	268	0	269								
Blanton Chapel				20	0	0	0	3	0	0	0	0	3	0	0	0	0	1	0	0	0	19	0	20								
Blue Ridge				123	13	0	0	6	0	0	0	0	1	0	0	0	0	0	0	0	0	141	0	141								
Bonham First				625	3	0	5	2	0	5	0	4	2	7	0	1	0	0	0	0	0	621	0	622								
Bonham Walker																																
Claude Robbins				37	1	0	0	0	0	0	0	0	0	0	0	0	0	0	0	0	0	0	0	41								
Claude Robbins				12	0	0	2	0	0	0	0	0	0	0	0	0	0	0	0	0	0	0	0	14								
Telephone				131	10	0	1	0	0	0	0	0	0	1	0	0	0	0	0	0	0	0	0	141								
V. Eugene Gordon				142	6	0	5	3	0	0	0	0	1	0	0	0	0	2	0	0	0	0	0	152								
Callisburg																																
Celeste				36	2	0	0	0	0	0	0	0	0	1	0	0	0	0	0	0	0	37	0	37								
William Eason																																
William Eason																																
Kingston																																
White Rock				17	1	0	0	0	0	0	0	0	0	2	0	0	0	0	0	0	0	16	0	16								
William Eason																																
Cedina				336	6	0	16	6	12	2	9	19	4	0	0	3	0	0	0	0	0	315	0	318								
Chambersville				105	0	0	2	1	0	0	3	0	5	0	0	0	0	0	0	0	0	100	0	100								
Cottage Hill				39	0	0	0	1	0	0	0	1	0	0	0	0	0	1	0	0	0	38	0	39								
Collinsville				58	2	0	0	0	0	0	0	0	0	0	0	0	0	0	0	0	0	60	0	60								
Phill Coats																																
Harless Memorial				85	2	0	0	0	0	0	0	0	0	5	0	0	0	8	0	0	0	74	0	82								
Brown																																
Bobby B. Bryan				23	1	0	0	1	0	0	0	1	0	0	0	0	0	0	0	0	0	24	0	24								
Price																																
Denison Trinity				180	3	0	8	1	6	0	2	0	8	0	0	0	0	2	0	0	0	174	0	176								
Mike Nichols				496	9	15	6	12	13	0	6	0	20	0	1	1	4	0	1	1	4	493	0	499								
Waples Memorial																																
Hector				75	1	0	1	2	0	1	0	2	1	0	0	0	0	2	0	0	0	73	0	75								
Morton																																
Mulberry				18	0	0	0	0	0	0	0	0	0	0	0	0	0	0	0	0	0	18	0	18								
Era				87	1	0	0	0	0	0	0	0	0	1	0	0	0	0	0	0	0	87	0	87								
David Dunson																																
Rosston				47	1	0	0	0	0	0	0	0	0	1	0	0	0	0	0	0	0	47	0	47								
Farmersville				363	0	4	4	0	0	0	1	3	0	10	1	0	0	1	0	0	0	354	1	357								
Gainesville First				617	11	0	7	2	8	0	16	4	9	2	1	6	0	0	0	0	0	591	0	600								
Donald H. Yeager																																
Mission				44	0	0	0	0	0	0	0	0	0	0	0	0	0	0	0	0	0	44	0	44								
Reslyn Engster																																
Spring Creek				6	0	0	0	0	0	0	0	0	0	0	0	0	0	0	0	0	0	6	0	6								
Swell's Bend				15	0	0	0	2	0	0	0	0	0	1	0	0	0	0	0	0	0	16	0	16								
Whaley				497	16	0	19	8	99	10	7	5	8	0	3	5	0	0	0	0	0	398	5	411								
James Goodwin, Jr.																																
Grove Hill				13	1	0	1	1	0	0	0	0	0	1	0	0	0	0	0	0	0	15	0	16								
McIntire																																

Sherman-McKinney

Statistical Table No. 1

CHURCH MEMBERSHIP																				
		RECEIVED							REMOVED					FULL MEMBERS AT CLOSE OF YEAR						
		Total Professing Members Reported At Close Of Last Year	2A	2B	3	4	5A	5B	6	7	8	9A	9B	9C	9D	9E	9F	9G		
CHURCH NAME	PASTOR'S NAME																			Total Professing Members At Close Of This Year
31 Howe	Tommy Matley	380	8	0	7	6	0	0	2	0	5	0	0	0	1	0	0	0	394	
32 Leonard	Willie Johnson	309	8	0	5	0	0	0	2	0	2	0	0	0	0	0	0	0	318	
33 McKinney First	Thomas O. Brummett	2394	41	45	121	35	39	22	10	16	8	20	8	27	2	0	2456	8	2521	
34 Stonebridge	John T. Mollet, Jr.	1779	63	7	58	63	103	32	13	3	4	7	12	0	2	1794	0	1819		
35 Wellspring	Kevin Strempke	145	0	8	0	13	2	1	1	1	0	1	2	4	0	1	123	5	136	
36 McKinney Wesley	Edward Lantz	392	15	2	7	65	3	4	5	3	0	2	0	0	0	341	0	343		
37 Pleasant Grove	David W. Judd	18	0	0	0	0	0	0	0	0	1	0	0	0	0	17	0	17		
38 Verona	David W. Judd	12	0	0	0	0	0	0	0	0	0	0	0	0	0	12	0	12		
39 Lakeway	Samuel L. Caldwell	404	10	0	1	1	0	0	2	5	0	1	0	0	0	408	0	409		
40 Princeton	Jason McConnell	108	4	0	0	4	1	0	2	0	2	0	0	0	0	101	0	103		
41 Prosper	Frank Drenner	381	37	0	10	8	9	0	0	1	1	0	0	2	0	423	0	426		
42 Sadler	Doug King	78	1	0	3	0	18	0	1	2	0	0	61	0	0	61	0	61		
43 Sherman First	James E. Pledger	1644	16	0	16	12	0	10	1	16	0	1	9	0	0	1651	0	1661		
44 Friendship	Elizabeth Besterfeldt	104	2	0	4	6	2	1	4	0	3	0	106	0	0	106	0	106		
45 Sherman Grace	Keith Head	338	10	0	12	8	11	2	15	7	4	0	2	0	0	327	0	329		
46 Key Memorial	Albert E. Fisher	232	2	0	16	2	0	1	2	0	11	1	1	2	0	234	0	238		
47 St. James	Howard Martin	37	2	0	0	0	0	0	0	0	0	0	38	0	0	0	0	38		
48 Haven Chapel	Howard Martin	47	10	7	0	0	0	0	0	0	0	0	64	0	0	0	0	64		
49 Triga	R. Jerry Mahle	78	4	2	6	2	0	0	0	0	1	0	0	1	0	90	0	91		
50 Tom Bean	Jerry Colgrove	158	9	0	0	4	10	0	0	0	2	0	0	0	0	159	0	159		
51 Trenton	Mark Long	177	5	2	2	7	5	0	1	0	1	0	0	5	0	181	0	186		
52 Valley View	John Scott Melton	78	7	1	4	8	3	0	1	0	1	0	0	0	0	93	0	93		
53 Van Alstyne	Gayle Landis	376	15	0	8	4	0	2	5	0	4	0	0	0	0	392	0	392		
54 Virginia Point	Louella Williams	38	0	0	4	1	0	0	0	2	0	0	0	0	0	41	0	41		
55 Whitesboro	John Wallace	587	17	0	5	5	0	3	2	4	0	0	0	1	0	600	0	601		
56 Whitewright	Doyle S. Henderson	279	5	0	6	8	0	4	0	2	0	0	0	1	0	291	0	292		
57 Marvin	Doyle S. Henderson	26	2	0	4	0	0	0	0	2	0	0	0	0	0	30	0	30		
58 Windom	Cliff Ritter	41	0	0	0	0	0	0	0	1	0	0	0	0	0	40	0	40		
59 Hail	Cliff Ritter	12	0	0	0	1	0	0	0	0	0	0	0	0	0	13	0	13		
60 Lannius	Cliff Ritter	21	0	0	0	0	0	0	0	0	0	0	0	0	0	20	0	20		
61 SHERMAN-MCKINNEY DIST	Clara M. Reed	0	0	0	0	0	0	0	0	0	0	0	0	0	0	0	0	0		
TOTAL 2008		15388	398	86	385	262	453	60	177	88	189	19	143	105	6	7	15253	19	15552	
TOTAL 2007		15329	355	29	349	222	366	87	181	92	170	18	126	117	9	6	15089	23	15388	
Inc/Dec 2008 over 2007			59	43	57	36	40	87	-4	19	-4	1	17	-12	-3	1	164	-4	164	

Sherman-McKinney

Statistical Table No. 2

	CHURCH MEMBERSHIP					CHURCH SCHOOL																			
	Avg. Attendance At Principal Weekly Worship Services(s)	Number Of Persons Baptized This Year (All Ages)	Baptized Members Who Are Not Professing Members	Number Of Persons On Constituency Roll	Total Enrolled In Confirmation Classes This Year	10	11	12	13	14	15A	15B	16A	16B	17A	17B	18A	18B	19A	19B	Total	AVG ATTENDANCE			Christian Formation Groups Other Than SCS For Children
CHURCH NAME	167	6	56	42	18	3	50	60	14	8	84	29	114	155	187	242	19	20	21	22	23A	23B			
Howe	115	6	56	0	14	7	18	12	18	12	64	10	114	155	187	242	19	20	21	22	23A	23B			
Leonard	1056	35	492	81	36	75	17	534	800	251	890	249	1660	435	2095	588	211	60	20	10	0	0	1	1	1
McKinney First	1154	41	685	1425	134	315	348	897	1168	308	197	211	392	1731	2105	3836	433	75	50	5	8	12	8	3	3
Stonebridge	124	9	53	30	5	22	12	55	0	12	24	30	60	119	96	215	38	35	70	0	1	1	1	1	1
Waldspring	226	16	71	56	12	15	50	51	79	20	41	58	51	144	221	365	88	202	17	9	4	3	4	3	3
McKinney Wesley	222	0	0	0	0	3	0	4	0	6	0	9	0	22	0	22	19	0	0	0	0	0	0	0	0
Pleasant Grove	15	0	0	0	0	1	0	0	0	0	0	6	0	7	0	7	6	0	0	0	0	0	0	0	0
Verona	157	6	22	0	0	17	21	19	8	9	65	24	111	73	184	69	0	12	1	1	1	1	1	1	1
Lakeview	63	0	0	0	0	5	12	11	41	17	21	18	68	51	142	193	31	20	30	1	1	1	1	1	1
Princeton	155	25	112	76	14	38	23	202	30	30	66	30	226	285	511	115	112	300	3	3	3	3	3	3	3
Prosper	39	1	0	16	0	4	6	15	3	20	15	0	28	41	69	12	35	0	0	0	0	0	0	0	0
Sadler	539	18	10	187	11	117	64	124	153	91	387	139	719	437	1156	344	260	450	5	5	5	5	5	5	5
Sherman First	61	3	1	29	0	6	2	10	12	2	0	27	24	45	38	83	25	18	20	1	1	1	1	1	1
Friendship	201	8	4	28	9	17	27	41	23	30	15	40	439	178	504	662	108	64	216	6	6	6	6	6	6
Sherman Grace	112	2	25	0	0	16	15	26	29	12	12	85	71	139	127	266	67	30	15	29	29	29	29	29	29
Key Memorial	9	0	0	0	0	4	3	0	0	0	0	0	0	0	7	0	7	0	0	0	0	0	0	0	0
St. James	35	0	0	0	0	8	0	14	0	4	0	0	0	26	0	26	0	0	0	0	0	0	0	0	0
Haven Chapel	81	3	0	0	0	11	0	13	7	7	14	14	45	28	73	19	15	15	0	0	0	0	0	0	0
Tioga	82	0	0	0	0	14	21	11	11	11	32	8	65	43	108	44	35	0	2	1	1	1	1	1	1
Tom Bean	98	8	44	12	8	9	1	55	0	25	42	83	8	172	51	223	83	48	43	1	1	1	1	1	1
Trenton	67	9	11	61	0	4	3	17	11	0	10	17	23	38	47	85	19	15	8	1	1	1	1	1	1
Valley View	191	2	1	191	14	27	65	92	250	93	90	117	80	329	485	814	92	154	274	3	3	3	3	3	3
Van Alstyne	27	0	0	0	0	1	0	0	0	0	0	8	0	9	0	9	7	0	0	0	0	0	0	0	0
White Haven	229	14	8	106	12	18	10	89	41	58	38	232	85	397	174	571	139	80	37	4	4	4	4	4	4
Whitesboro	101	5	28	20	6	15	18	14	35	8	15	52	48	89	116	205	51	66	58	3	3	3	3	3	3
Whitewright	18	2	5	8	2	1	0	3	5	1	3	11	2	16	10	26	10	20	5	5	5	5	5	5	5
Marvin	28	0	0	0	0	4	2	1	2	0	0	10	10	18	13	31	10	0	0	0	0	0	0	0	0
Windom	10	0	0	7	0	2	1	0	0	1	1	10	0	12	2	14	7	0	0	0	0	0	0	0	0
Hall	10	0	0	2	0	2	1	0	0	0	1	10	0	12	2	14	8	0	0	0	0	0	0	0	0
Lamus	0	0	0	0	0	0	0	0	0	0	0	0	0	0	0	0	0	0	0	0	0	0	0	0	0
SHERMAN-MCKINNEY DIST	7342	300	2069	3135	359	1031	926	2691	3070	1325	1095	3897	2602	8944	7693	16637	3751	2447	2100	145	91	91	91	91	91
TOTAL 2008	7201	270	2089	3321	320	1032	884	2647	2995	1223	1024	3761	2022	8669	6925	15588	3649	2262	2100	106	79	79	79	79	79
TOTAL 2007																									
2008 over 2007	141	30	-20	-186	39	-1	42	44	75	102	71	136	-580	-281	768	1049	102	185	400	-39	12	12	12	12	12

Inc/Dec 2008 over 2007

Sherman-McKinney

Statistical Table No. 3

	CHURCH SCHOOL			VIM		UMM		UMW		UNYF		WEEKDAY		PROPERTY AND OTHER ASSETS				
	23C	23	24	25A	25B	26	27	28	29	30	31	32A	32B	33	34	35	36	37
1 Anna																		
2 Belts	1	2	0	0	0	12	1050	16	6345	28	0	2	22	365000	540000	135290	0	0
3 Blanton Chapel	5	9	12	0	0	12	323	19	1915	18	850	2	600	665000	110000	20854	21866	0
4 Blue Ridge	0	0	0	0	0	0	0	7	0	0	0	0	0	50000	0	1160	0	0
5 Bonham First	2	5	11	0	0	19	700	21	637	30	600	2	45	425000	200000	184358	181018	0
6 Bonham Wesley	0	3	3	0	0	0	0	52	2200	26	1582	2	25	1504500	160000	60000	23000	0
7 Telephone	0	0	1	2	0	0	0	0	0	0	0	0	0	428480	41200	8000	0	0
8 Callisburg	0	0	0	0	0	0	0	0	0	0	0	0	0	52000	0	4000	0	0
9 Celeste	0	35	8	0	0	0	0	0	0	0	0	1	35	42284	66000	155000	0	0
10 Kingston	2	3	4	0	0	12	350	0	0	19	700	1	14	367420	260937	16032	0	0
11 White Rock	0	0	0	0	0	6	0	0	0	0	0	0	0	212180	0	20808	0	0
12 Celina	0	0	0	0	0	4	0	0	0	0	0	0	0	113000	0	11500	0	0
13 Chambersville	6	8	6	2	19	0	0	10	337	32	5843	5	74	3000101	0	130710	245613	0
14 Cottage Hill	0	0	0	0	0	0	0	0	0	0	0	0	0	650000	0	197000	0	0
15 Collinsville	0	0	0	0	0	0	0	0	0	0	0	0	0	237500	0	27500	0	0
16 Harless Memorial	14	14	0	0	0	0	0	9	911	0	0	1	8	195300	0	22300	0	0
17 Price	0	0	0	0	0	0	0	8	350	0	0	0	0	351000	0	9800	0	0
18 Denison Trinity	0	0	0	0	0	0	0	0	0	0	0	0	0	715000	0	98000	0	0
19 Waples Memorial	5	8	0	0	0	20	0	35	250	17	1500	10	600	1400000	75000	35000	0	0
20 Fector	11	6	0	0	0	13	2311	70	1600	0	0	3	51	9462388	367500	313208	15214	0
21 Mulberry	2	4	1	0	0	13	0	12	1000	0	0	0	0	428000	46900	70295	0	0
22 Era	0	0	0	0	0	0	0	0	0	0	0	0	0	185000	0	16075	0	0
23 Rosston	2	2	1	0	0	0	0	0	0	0	0	0	0	400000	0	43000	0	0
24 Farmersville	2	4	1	0	0	0	0	0	0	0	0	0	0	353000	0	13935	0	0
25 Gainesville First	8	18	11	0	0	19	300	29	700	10	400	0	0	1900000	135000	66646	1339172	0
26 Mission	0	0	0	0	0	0	0	47	11267	40	12036	4	175	4926236	179268	504256	0	0
27 Spring Creek	0	0	0	0	0	0	0	0	0	0	0	0	0	187000	0	1800	0	0
28 Swell's Bend	0	0	0	0	0	0	0	0	0	0	0	0	0	55000	0	200	0	0
29 Whaley	9	14	13	0	0	0	0	69	5162	40	10038	1	25	5236000	210000	495232	1052323	0
30 Grove Hill	0	0	0	0	0	0	0	0	0	0	0	0	0	114000	0	16500	0	0

Sherman-McKinney

Statistical Table No. 4

CONNECTIONAL PROGRAMS																				
CHURCH NAME	38	39	40	41	42	43A	43B	44	45A	45B	45C	45D	45E	45F	46A	46B	46C	47	48A	48B
World Service	4061	3899	1320	526	116	100	0	0	0	0	0	0	0	0	0	0	0	295	218	959
McKinney Wesley	5517	5296	1793	714	158	82	0	0	0	0	0	0	0	0	0	0	0	559	206	1303
Verona	124	119	40	16	4	0	0	0	0	0	0	0	0	0	0	0	0	20	7	29
Lakeway	2932	2815	953	379	84	50	0	0	0	0	0	0	0	0	0	0	0	120	158	693
Princeton	1489	1429	484	193	43	50	0	0	0	0	0	0	0	0	0	0	0	175	80	352
Prosper	4232	4063	1375	548	121	3104	0	84	0	0	0	156	255	0	0	0	0	0	227	1000
Sadler	858	824	279	111	25	0	0	0	0	0	0	0	0	0	0	0	0	161	46	203
Sherman First	16373	15717	5321	2119	468	0	0	0	0	0	0	0	0	0	0	0	0	1467	880	3868
Friendship	1361	1306	442	176	39	98	0	0	0	0	0	0	0	0	0	0	0	321	73	321
Sherman Grace	5634	5409	1831	729	161	3759	0	0	675	0	0	0	192	0	0	0	0	800	303	1331
Key Memorial	2714	2605	882	351	78	0	0	0	0	0	0	0	0	0	0	0	0	67	146	641
St. James	28	28	9	4	1	0	0	0	0	0	0	0	0	0	0	0	0	2	7	7
Haven Chapel	346	333	113	45	10	0	0	0	0	0	0	0	0	0	0	0	0	0	19	82
Tioga	652	626	212	84	19	0	0	0	0	0	0	0	0	0	0	0	0	400	35	154
Tom Bean	1712	1643	556	222	49	501	0	0	0	0	0	0	0	0	0	0	0	0	92	404
Trenton	2186	2099	710	283	62	0	0	0	0	0	0	0	0	0	0	0	0	30	117	516
Valley View	1441	1384	468	187	41	63	0	0	0	0	0	0	23	0	0	0	0	0	77	341
Van Alstyne	5602	5378	1821	725	160	702	0	0	50	0	0	0	30	32	0	0	0	200	301	1324
Virginia Point	360	346	117	47	10	0	0	0	0	0	0	0	0	0	100	0	0	100	19	85
Whitesboro	6261	6011	2035	810	179	1521	0	0	0	0	0	0	308	0	0	0	0	1177	336	1479
Whitesright	3015	2894	980	390	86	0	0	0	200	0	0	0	65	0	0	0	0	513	162	712
Marvin	206	198	67	27	6	0	0	0	0	0	0	0	0	0	0	0	0	11	49	10
Windon	400	384	130	52	11	0	0	0	0	0	0	0	0	0	0	0	0	100	21	95
Hail	94	91	31	12	3	0	0	0	0	0	0	0	0	0	0	0	0	100	5	22
Lanuis	111	106	36	14	3	0	0	0	0	0	0	0	0	0	0	0	0	220	6	26
SHERMAN-MCKINNEY DIST	0	0	0	0	44	0	0	0	0	0	0	0	0	0	0	0	0	275	0	0
TOTAL 2008	164399	159050	54655	21278	4964	34583	0	0	245	5136	138	482	1157	82	0	144	0	20192	8831	38840
TOTAL 2007	166711	156025	57370	22844	5046	34175	0	50	291	657	366	924	157	0	0	145	0	33547	9482	40571
Inc/Dec 2008 over 2007	-2312	3025	-2715	-1566	-82	-408	0	-50	-246	45	-499	116	233	-75	0	-1	0	-13355	-651	-1731

Sherman-McKinney

Statistical Table No. 5

		CONNECTIONAL PROGRAMS										CONNECTIONAL ADMINISTRATION				MINISTERIAL SUPPORT					
	CHURCH NAME	48C	49A	49B	49C	49D	50A	50B	50C	50D	51	52	53	54	55	56	57	58	59A	59B	60
	Anna	8	0	0	0	59	340	12	0	0	49	169	29	1671	1355	134	2642	4042	6132	59B	752
	Bells	10	0	0	0	80	465	16	200	0	7154	67	231	39	2287	1836	183	3617	6009	6504	1029
	Blanton Chapel	0	0	0	0	4	22	1	0	0	3	11	2	106	93	9	168	0	0	0	48
	Blue Ridge	5	0	0	0	37	213	8	181	0	10580	31	106	18	1050	827	84	1661	3649	5839	473
	Bonham First	22	0	0	0	174	1003	36	1000	0	1368	145	499	85	4937	4037	396	7808	7234	7629	2222
	Bonham Wesley	1	0	0	0	9	54	2	0	0	4850	8	27	5	268	215	21	424	0	0	121
	Telephone	1	0	0	0	4	24	1	0	0	3	12	2	118	89	9	187	0	0	0	53
	Callisburg	4	0	0	0	33	191	7	214	0	6552	28	95	16	938	783	75	1484	0	0	422
	Celeste	4	0	0	0	33	192	7	0	0	508	28	95	16	945	787	76	1494	281.2	3849	425
	Kingston	1	0	0	0	10	59	2	0	0	9	29	5	289	226	23	457	908	1243	130	78
	White Rock	1	0	0	0	6	35	1	0	0	260	5	18	3	174	131	14	275	480	736	1916
	Celina	19	0	0	0	150	865	31	465	0	1380	125	430	73	4257	3137	341	6732	5845	7656	303
	Chambersville	3	0	0	0	24	137	5	500	0	4188	20	68	12	674	586	54	1066	1650	0	177
	Cottage Hill	2	0	0	0	14	80	3	0	0	12	40	7	393	305	32	622	1650	0	0	303
	Collinsville	2	0	0	0	18	103	4	0	0	15	51	9	509	400	41	804	0	0	229	177
	Harless Memorial	3	0	0	0	22	125	4	0	0	350	18	62	11	617	532	49	975	0	0	277
	Price	2	47	21	0	19	107	4	0	0	911	16	53	9	529	374	42	836	0	0	238
	Denison Trinity	8	0	0	0	65	378	13	0	0	1864	55	188	32	1861	1405	149	2942	5238	6888	837
	Waples Memorial	30	0	0	0	232	1339	47	396	0	6307	194	665	113	6587	4789	528	10416	7608	7656	2964
	Eate	2	15	61	0	16	92	3	0	0	5186	13	46	8	455	408	36	719	0	0	205
	Mulberry	1	0	0	0	7	40	1	0	0	1643	6	20	3	194	149	16	307	0	0	88
	Era	3	0	0	0	22	129	5	0	0	2243	19	64	11	636	533	51	1005	0	0	286
	Rosston	2	0	0	0	12	71	3	0	0	4522	10	36	6	351	293	28	556	0	0	158
	Farmersville	19	0	0	0	146	845	30	289	0	155	123	420	72	4160	3132	333	6579	5208	7656	1872
	Gainesville First	34	300	130	0	264	1525	54	2000	0	29918	221	758	129	7503	5525	601	11866	8240	7656	3377
	Mission	1	0	0	0	11	65	2	0	0	9	32	5	319	267	26	505	773	0	0	144
	Spring Creek	0	0	0	0	2	12	0	0	0	2	6	1	60	46	5	95	0	0	0	27
	Shelby's Bend	1	0	0	0	4	25	1	0	0	0	12	2	121	98	10	191	773	0	0	54
	Whaley	26	0	0	0	203	1173	41	1521	0	48970	170	583	99	5770	4318	9125	7042	7656	2997	2997
	Grove Hill	1	0	0	0	5	28	1	0	0	0	14	2	137	117	11	217	0	0	0	62

Sherman-McKinney

Statistical Table No. 5

CHURCH NAME	CONNECTIONAL PROGRAMS										CONNECTIONAL ADMINISTRATION							MINISTERIAL SUPPORT			
	48C	49A	49B	49C	49D	50A	50B	50C	50D	51	52	53	54	55	56	57	58	59A	59B	60	
SMU Campus Ministry	16	0	0	0	125	719	25	164	0	2058	104	358	61	3539	2767	284	5596	7288	7656	1593	
Methodist Mission Home - S.A.	12	0	0	0	95	549	19	0	0	0	80	273	47	2699	2133	216	4269	7207	7656	1215	
Methodist Home - Waco	93	0	0	0	722	4170	148	380	0	27982	604	2073	354	20519	16274	1644	32449	15964	15312	9234	
Retirement Homes Of North Texas	54	0	0	0	418	2418	86	0	0	83150	351	1202	205	11897	14053	953	29454	17216	15869	8382	
Lydia Patterson Institute	5	0	0	0	38	217	8	55	0	6391	31	108	18	1067	877	86	1688	7351	7656	480	
Camping And Retreat	22	0	0	0	169	977	35	0	0	61561	142	486	83	4807	3629	385	7602	6970	7656	2163	
Mountain View	1	0	0	0	6	33	1	0	0	0	5	16	3	160	125	13	254	0	0	72	
Pleasant Grove	0	0	0	0	4	22	1	0	0	0	3	11	2	108	85	9	171	0	0	49	
Verona	0	0	0	0	90	519	18	0	0	2400	76	258	44	2555	2006	204	4040	5968	7656	1149	
Lakeway	12	0	0	0	40	264	9	0	0	12286	38	131	22	1297	990	104	2051	4616	6132	584	
Princeton	6	0	0	0	46	264	9	0	0	0	109	373	64	3688	2813	295	5832	7492	7406	1660	
Prosper	17	0	725	0	130	749	27	436	0	0	22	76	13	748	579	60	1182	4775	0	336	
Sadler	3	0	0	0	26	152	5	189	0	0	76	13	748	579	60	1182	4775	0	0	336	
Sherman First	65	0	0	0	502	2900	103	5366	0	14113	420	1441	245	14267	11606	1143	22562	8839	9972	6420	
Friendship	5	0	0	0	42	241	9	199	0	1431	35	120	20	1186	889	95	1875	4282	6504	534	
Sherman Grace	22	0	0	0	173	998	35	843	0	12861	145	496	85	4909	3586	393	7764	11249	12122	2209	
Key Memorial	11	0	0	0	83	481	17	0	0	0	70	239	41	2363	1833	190	3740	4839	6890	1064	
St. James	1	0	0	0	1	5	0	63	0	0	1	2	0	25	21	2	38	0	0	100	
Haven Chapel	1	0	0	0	11	61	2	105	0	0	9	30	5	302	255	24	477	0	0	136	
Toga	3	0	0	0	20	115	4	0	0	0	17	57	10	568	428	46	898	0	0	256	
Tom Bean	7	0	0	0	52	303	11	0	0	0	44	151	26	1492	1161	120	2359	4637	6888	671	
Trenon	9	0	0	0	67	387	14	350	0	6735	56	192	33	1905	1438	153	3012	6504	5405	857	
Valley View	6	0	0	0	44	255	9	269	0	3515	37	127	22	1256	894	101	1986	4121	5484	565	
Van Alstyne	22	0	0	0	172	992	35	0	0	59645	144	493	84	4882	3513	391	7720	6970	7656	2197	
Virginia Point	1	100	100	0	11	64	2	0	0	0	9	32	5	314	251	25	496	0	0	141	
Whitesboro	25	40	0	0	192	1109	39	1161	0	11863	161	551	94	5456	4265	437	8628	7204	7656	2455	
Whitewright	12	0	80	0	92	534	19	200	0	0	77	265	45	2627	2041	211	4154	6746	7656	1182	
Marvin	1	0	0	0	6	36	1	0	0	0	5	18	3	180	153	14	284	700	50	81	
Windom	2	0	0	0	12	71	3	100	0	0	10	35	6	349	274	28	551	0	0	157	
Hail	0	0	0	0	3	17	1	0	0	0	2	8	1	82	72	7	130	0	0	37	
Lannus	0	0	0	0	3	20	1	100	0	0	3	10	2	97	95	8	153	0	0	43	
SHERMAN-MCKINNEY DIST	0	0	0	0	0	0	0	1500	0	0	0	0	0	2000	781	0	2146	0	0	521	
TOTAL 2008	649	502	1117	0	5040	29115	1032	18445	0	782900	4221	14473	2468	145262	116679	11481	239337	220099	236382	68108	
TOTAL 2007	693	671	1059	0	5410	31878	1109	18181	36785	78900	4440	14419	2651	122639	11379	11379	240911	198607	238326	64867	
Dec 2008 over 2007	-45	-169	38	0	-370	-2763	-77	264	-36785	-6100	-219	54	-183	22623	3722	102	-1574	21492	8056	3241	

Sherman-McKinney

Statistical Table No. 6

		MINISTERIAL SUPPORT																	
	CHURCH NAME	61	62	63	%PD	64A	64B	65A	65B	66A	66B	66C	66D	67A	67B	67C	67D	68A	68B
	Episcopal Fund	501	113	1163	100	0	21231	0	0	0	12000	0	0	4000	0	3500	0	0	0
	Bells	686	155	1592	100	36586	36586	0	0	3000	900	0	0	0	0	0	0	0	0
	Blanton Chapel	32	7	74	100	2400	2400	0	0	0	0	0	0	0	0	0	0	0	0
	Blue Ridge	315	71	731	100	15916	15916	0	0	6504	1750	0	0	5260	0	2700	0	0	0
	Bonham First	1482	335	3437	100	43700	43700	0	0	4603	1129	0	0	8209	0	3483	0	6719	0
	Bonham Wesley	80	18	186	100	8400	8400	0	0	2160	3000	0	0	3000	0	0	0	0	0
	Telephone	35	8	82	100	4800	4800	0	0	0	0	0	0	0	0	0	0	100	0
	Callisburg	282	64	653	100	10272	10272	0	0	0	0	0	0	0	0	0	0	12000	0
	Celeste	283	64	657	100	15268	15268	0	0	3120	260	0	0	3900	0	0	0	0	0
	Kingston	87	20	201	100	5925	5925	0	0	1008	0	84	0	1260	0	0	0	0	0
	White Rock	52	12	121	100	3960	3960	0	0	672	56	0	0	840	0	0	0	0	0
	Celina	1278	289	2963	100	23760	23760	0	0	6900	23145	0	0	1343	0	657	0	0	0
	Chambersville	202	46	469	100	8375	8375	0	0	0	2625	0	0	1800	0	0	0	0	0
	Cottage Hill	118	27	274	100	8150	8150	0	0	0	2760	0	0	0	0	900	0	0	0
	Collinsville	153	34	354	100	6000	6000	0	0	0	6000	0	0	0	0	0	0	0	0
	Harless Memorial	185	42	429	100	7212	7212	0	0	0	8666	0	0	0	0	0	0	3000	0
	Price	159	36	368	100	9600	9600	0	0	0	0	0	0	1367	0	0	0	0	0
	Denison Trinity	558	126	1295	100	30580	30580	0	0	5000	0	0	0	3500	0	3500	0	0	0
	Waples Memorial	1977	447	4585	100	64000	64000	0	0	0	5096	0	0	6179	0	8080	0	6816	0
	Ector	137	31	317	100	0	0	0	0	0	9235	0	0	2831	0	237	0	0	0
	Mulberry	58	13	135	100	0	0	0	0	0	6419	0	0	1892	0	0	0	0	0
	Era	191	43	442	100	15700	15700	0	0	0	0	0	0	0	0	0	0	0	0
	Rosston	105	24	245	100	10400	10400	0	0	0	0	0	0	0	0	0	0	0	0
	Farmersville	1248	282	2895	100	48256	48256	0	0	7004	1061	0	0	1240	0	2440	0	0	0
	Gainesville First	2252	509	5222	100	64560	64560	0	0	6500	30000	0	0	2666	0	914	0	0	0
	Mission	96	22	222	100	4800	4800	0	0	0	0	0	0	0	0	0	0	0	0
	Spring Creek	18	4	42	100	1800	1800	0	0	0	0	0	0	0	0	0	0	0	0
	Swell's Bend	36	8	84	100	1760	1760	0	0	0	0	0	0	0	0	0	0	0	0
	Whaley	1732	391	4016	100	42895	42895	0	0	6000	0	0	0	10888	0	1000	0	2000	0
	Grove Hill	41	9	95	100	0	0	0	0	0	0	0	0	2900	0	0	0	0	0

Sherman-McKinney

Statistical Table No. 6

		MINISTERIAL SUPPORT																
CHURCH NAME	61	62	63	%FD	64A	64B	65A	65B	66A	66B	66C	66D	67A	67B	67C	67D	68A	68B
Episcopal Fund	1062	240	2403	100	46935	48327	0	0	5000	0	0	0	0	0	0	0	6816	0
	810	183	1879	100	30373	30373	0	0	3032	0	300	0	7277	0	600	0	1980	0
	6158	1391	14282	100	70855	70855	48000	48000	0	43172	0	22000	8185	5000	8695	3750	10608	10608
	5590	1263	8281	77	0	68964	0	20646	12302	36375	6378	25172	2182	774	8239	4124	7244	0
	320	72	743	100	52488	52488	4500	4500	0	18642	0	0	1677	0	1540	0	0	0
	1433	326	3346	100	46890	46890	0	0	5804	379	0	0	1106	0	94	0	11203	0
	48	112	112	100	5200	5200	0	0	0	0	0	0	0	0	0	0	0	0
	32	71	75	100	2400	2400	0	0	0	0	0	0	0	0	0	0	0	0
	767	173	1778	70	44892	44892	0	0	5558	4200	0	0	2505	0	1500	0	0	0
	389	88	903	100	30500	30500	0	0	4500	1200	0	0	1527	0	272	0	0	0
	1107	250	2567	100	46952	46952	0	0	3166	0	0	0	2605	0	4875	0	0	0
	224	51	520	100	23185	23185	0	0	3365	0	0	0	268	0	232	0	0	0
	4281	968	9930	100	85000	85000	44228	44228	8525	27019	0	6000	5706	15750	7405	0	9379	0
	356	80	825	100	27863	28437	0	0	2926	0	0	0	2400	0	550	0	0	0
	1473	333	3417	100	50987	51462	38167	38542	5277	1882	0	7000	0	0	4047	0	5304	0
	710	160	1646	100	27686	27686	0	0	4600	0	0	0	1200	0	1200	0	7134	0
	7	2	18	14	0	0	0	0	0	11500	0	0	0	0	350	0	275	0
	91	20	210	100	0	0	0	0	0	11500	0	0	0	0	350	0	275	0
	1770	39	395	100	0	6000	0	0	0	0	0	0	9000	0	2200	0	500	0
	448	101	1038	100	28000	28000	0	0	4056	0	0	0	0	0	3983	0	6132	0
	572	129	1326	100	34932	34932	0	0	6121	9600	0	0	0	0	806	0	0	0
	377	85	874	100	19586	19586	0	0	6000	0	0	0	2000	0	0	0	0	0
	1465	331	3398	100	47000	47000	0	0	8012	1397	0	0	0	0	0	0	0	0
	94	21	218	100	0	0	0	0	0	7500	0	0	0	0	0	0	0	0
	1657	370	3798	100	51529	51529	0	0	6810	3009	0	0	3859	0	6741	0	7465	0
	788	178	1829	100	36316	36316	0	0	3932	0	0	0	3340	0	134	0	7316	0
	54	12	125	100	4704	4704	0	0	0	0	0	0	0	0	0	0	0	0
	105	24	243	100	12000	12000	0	0	0	0	0	0	0	0	1200	0	0	0
	25	6	57	100	5600	5600	0	0	0	0	0	0	0	0	0	0	0	0
	29	7	67	100	1200	1500	0	0	0	0	0	0	0	0	0	0	0	0
Lanitis	407	92	0	0	0	0	0	0	0	0	0	0	0	0	0	0	0	0
SHERMAN-MCKINNEY DIST	45418	10262	99712	97	1328148	1427384	1348925	1359016	151457	287997	6462	60172	117912	21524	82343	7874	112266	106098
TOTAL 2008	42866	10431	103278	100	1286629	1332992	126285	131085	141426	289322	9711	93415	107595	20996	90952	6664	129705	10608
Inc/Dsc 2008 over 2007	2532	-169	-3566	-3	41519	94392	8610	24831	10031	-1325	-3249	-33243	10317	828	-10059	1210	-17439	0

Inc/Dec 2008 over 2007

	MIN SUPPORT		LOCAL CHURCH EXPENDITURES					GRAND TOTAL PAID
	69	70	71	72	73	74	75	
CHURCH NAME	Diaconal Minister(s) Total Compensation	Other Staff Compensation	Current Expenses For Program (including Church School)	Other Current Operating Expenses (not including Program Expenses)	Principal And Interest Paid On Indebtedness, Loans, Mortgages, etc.	Paid On Buildings And Improvements (not including funds borrowed)	UMW Cash Sent To District Or Conference UMW Treasurer	
1 Anna	0	19596	21919	43873	0	10175	0	161391 1
2 Bells	0	20565	9146	40512	20465	0	981	171906 2
3 Blanton Chapel	0	0	125	800	0	0	0	4239 3
4 Blue Ridge	0	15715	3210	22285	16905	0	251	120272 4
5 Bonham First	0	97465	9535	6585	0	0	1200	242006 5
6 Bonham Wesley	0	0	675	15315	0	15000	0	54680 6
7 Telephone	0	1592	367	2972	0	0	0	11330 7
8 Calisburg	0	1668	4208	10062	0	12606	0	67467 8
9 Celeste	0	1200	6084	6846	5450	1351	0	58776 9
10 Kingston	0	0	1037	5017	0	0	0	18935 10
11 White Rock	0	0	1246	1475	0	0	0	11196 11
12 Celina	0	126722	26706	24307	71015	16895	0	385653 12
13 Chambersville	0	1923	4032	14759	0	5336	0	51472 13
14 Cottage Hill	0	1615	223	2847	0	1157	0	22641 14
15 Collinsville	0	3000	4390	17955	0	5390	805	48656 15
16 Harless Memorial	0	0	1628	8825	0	0	622	35588 16
17 Price	0	10915	1574	10785	0	9487	0	49321 17
18 Denison Trinity	0	25668	22722	30402	0	8603	0	161199 18
19 Waples Memorial	0	145666	22093	103669	98051	35424	1600	633980 19
20 Ector	0	0	1329	8526	0	0	0	31748 20
21 Mulberry	0	0	760	2810	0	0	0	15372 21
22 Era	0	1200	1050	9412	0	29501	0	64739 22
23 Rosston	0	700	699	5780	0	1481	0	26684 23
24 Farmersville	0	69613	7243	54015	0	0	237	240409 24
25 Gainesville First	0	193257	27771	77771	148441	146940	2174	820286 25
26 Mission	0	0	468	7652	0	0	0	16420 26
27 Spring Creek	0	0	135	828	0	0	0	3271 27
28 Sivel's Band	0	0	142	2012	93518	9296	0	15012 28
29 Whaley	0	79970	17544	82000	0	21288	1864	486077 29
30 Grove Hill	0	0	0	3533	0	6709	0	14314 30

Sherman-McKinney

Statistical Table No. 7

	MIN SUPPORT		LOCAL CHURCH EXPENDITURES						
	Diaconal Minister(s) Total Compensation	Other Staff Compensation	Current Expenses For Program (including Church School)	Other Current Operating Expenses (not including Program Expenses)	Principal And Interest Paid On Indebtedness, Loans, Mortgages, etc	Paid On Buildings And Improvements (not including funds borrowed)	UMW Cash Sent To District Or Conference UMW Treasurer	GRAND TOTAL PAID	
	69	70	71	72	73	74	75	76	
CHURCH NAME									
Howe	0	43837	16097	33343	60679	12400	1200	293811	
Leonard	0	33140	7000	43300	0	1000	4377	170288	
McKinney First	3250	561697	87599	207683	217188	19407	3260	1838101	
Stonebridge	12176	612089	25310	124902	386410	544690	0	2136550	
Wellspring	0	36183	5102	21600	21531	27958	0	221922	
McKinney Wesley	0	63196	23162	84669	165477	12324	899	532723	
Pleasant Grove	0	1100	0	1750	0	0	0	9413	
Verona	0	0	450	1950	0	0	0	5738	
Lakeway	41146	32926	14689	39742	18942	2072	425	242713	
Princeton	0	7350	1645	15238	0	1594	0	98077	
Prosper	0	91904	27712	88003	32685	30155	3909	383745	
Sadler	0	4170	2477	7380	0	0	0	52544	
Sherman First	0	261472	26264	157814	106520	10261	1716	935220	
Friendship	0	9516	2610	14744	77591	3307	112	164737	
Sherman Grace	0	103327	31364	61651	9163	10200	1571	414727	
Key Memorial	0	23100	10459	52540	0	0	724	160506	
St. James	0	750	3500	0	0	400	0	17138	
Haven Chapel	0	0	1550	17604	0	800	0	34766	
Toga	0	0	1938	13900	1124	0	0	39870	
Tom Bean	0	11200	1850	18088	0	0	0	97997	
Trenton	0	7095	7494	22590	0	67643	0	192028	
Valley View	0	13050	6969	10672	22525	9340	0	114194	
Van Alstyne	0	99269	34869	108966	0	29220	1225	445373	
Virginia Point	0	0	0	13944	0	0	0	24512	
Whitesboro	0	103904	36749	63844	22662	87048	0	470098	
Whitewright	0	27541	19230	41652	26260	27956	0	231430	
Marvin	0	0	695	991	0	2102	0	10779	
Windmon	0	0	4050	8320	0	0	0	29033	
Hail	0	0	1140	1340	0	0	0	8886	
Lanaris	0	0	600	1690	0	0	0	4950	
SHERMAN-MCKINNEY DIST	0	0	0	0	0	0	0	10216	
TOTAL 2008	56572	2964218	597885	1907440	1622602	1286516	29152	13437125	
TOTAL 2007	32560	2889941	565938	1755026	1575452	1473266	31651	13265754	
Inc/Dec 2008 over 2007	24012	74277	31947	152314	47150	-236750	-2499	171371	

Sherman-McKinney

Statistical Table No. 8

	CHURCH NAME	ANNUAL OPERATING BUDGET & BENEVOLENCE GIVING FUNDING SOURCES								FUNDING SOURCES: SPECIAL PROJECTS				FUNDING SOURCES: OUTSIDE CHURCH			
		79	80A	80B	80C	80D	80E	80F	80G	80	81A	81B	81C	81	82A	82B	82C
1	Arma	148	40222	64948	20808	2398	385	100	920	129781	0	37028	23975	61003	3834	0	2500
2	Bells	88	91309	28300	19481	190	0	0	7262	146542	20164	2710	0	23874	0	0	0
3	Blanton Chapel	20	0	5000	0	0	0	0	0	5000	0	0	0	0	0	0	0
4	Blue Ridge	38	0	98276	11296	362	0	415	3561	113910	29580	1355	82781	113716	8000	0	8000
5	Bonham First	64	199013	83346	7908	302	0	1955	0	292524	0	0	0	0	0	0	0
6	Bonham Wesley	0	0	46695	0	20	0	0	0	46715	15000	0	0	15000	0	0	0
7	Telephone	10	0	7237	0	283	0	0	0	7520	0	283	0	383	0	0	0
8	Calisburg	55	73621	0	0	0	0	0	0	73621	0	100000	5000	105000	0	0	0
9	Celate	0	0	32457	29128	0	0	0	1343	62928	0	0	0	0	0	0	0
10	Kingston	0	0	12753	3621	0	0	0	3724	20098	0	0	0	0	0	0	0
11	White Rock	0	0	9876	1376	0	0	0	0	11252	0	0	0	0	0	0	0
12	Celina	102	182610	105824	6170	770	0	5784	19420	320578	38192	40613	0	78805	0	0	0
13	Chambersville	30	0	0	43404	5427	0	1636	9126	59593	0	525	0	525	0	0	0
14	Cottage Hill	20	0	23088	2450	100	0	0	0	25638	0	370	0	370	0	0	0
15	Collinsville	30	0	37341	5125	66	0	0	217	42749	5585	1375	0	6960	0	0	0
16	Harless Memorial	0	0	0	42522	0	0	0	0	42522	0	0	0	0	0	0	0
17	Price	18	0	23895	1487	11000	4961	3040	978	45361	0	0	0	0	0	4000	4000
18	Denison Trinity	84	131294	40267	24562	178	0	0	2900	199201	0	25000	0	25000	0	0	1000
19	Waples Memorial	166	508979	20742	10403	156	0	4120	0	544400	52345	47330	0	99575	0	0	0
20	Ector	21	0	30803	1225	192	0	0	0	32220	0	0	0	0	0	0	0
21	Mulberry	11	0	21926	2462	232	0	0	0	24620	0	0	0	0	0	0	0
22	Era	36	0	32319	1569	782	0	0	0	34670	0	17230	0	17230	0	0	0
23	Rosston	22	0	23092	1363	1477	0	0	0	29932	0	0	0	0	0	0	0
24	Farmersville	40	191004	14201	9011	296	0	0	0	214512	0	3454	0	3454	0	0	0
25	Gainesville First	237	380482	152388	17344	6422	0	4365	73880	634881	43556	6730	0	50286	0	0	0
26	Mission	0	0	15013	3009	0	0	0	0	18013	0	0	0	0	0	0	0
27	Spring Creek	0	0	2940	0	0	0	0	0	2940	0	0	0	0	0	0	0
28	Snell's Bend	0	0	4002	2104	0	0	0	719	6825	0	25	0	25	0	0	0
29	Whaley	167	249895	65243	10061	6470	0	700	0	332369	99258	13155	0	112413	0	0	12000
30	Grove Hill	0	0	0	15981	145	0	0	0	16126	0	0	0	0	0	0	0

Sherman-McKinney

Statistical Table No. 8

CHURCH NAME	ANNUAL OPERATING BUDGET & BENEVOLENCE GIVING FUNDING SOURCES										FUNDING SOURCES: SPECIAL PROJECTS				FUNDING SOURCES: OUTSIDE CHURCH													
	Number Of Pledges And Identified Givers	Amount Received Through Pledges	80A	80B	Amount Received From Non-Pledging, Yet Identified Givers	80C	Amount Received From Unidentified Givers	80D	Amount Received From Interest And Dividends	80E	Amount Received From Sale Of Church Assets	80F	Amount Received Through Building Use Fees, Contributions And Rentals	80G	Amount Received Through Fundraisers And Other Sources	TOTAL	Capital Campaigns	81A	81B	Other Sources and Projects	81C	TOTAL	Equitable Compensation Funds Received By Church Or Pastor	82A	Advance Special Or Apportioned Funds Received By Church	Other	TOTAL	
31 Howe	114	313,995	0	10,444	38,23	0	300	14,000	342,562	31,340	24,50	0	0	33,790	0	0	0	0	0	0	0	0	0	0	0	0	0	82
32 Leonard	22	75,382	59,901	66,42	947	0	300	0	143,172	0	1,500	0	0	1,500	0	0	0	0	0	0	0	0	0	0	0	0	0	0
33 McKinney First	837	102,615	535,105	469,11	5505	33,600	349,95	4,574	168,805	102,067	189,384	0	0	291,451	0	0	0	0	0	0	0	0	0	0	0	0	0	0
34 Stonebridge	748	925,200	8,709,25	492,76	23,29	0	23,068	132,005	200,803	394,286	131,28	64,753	0	0	472,167	0	0	0	0	0	0	0	0	0	0	0	0	0
35 Wellspring	60	145,582	27,131	56,45	1,67	0	0	550	17,975	127,141	0	105	0	0	127,141	0	0	0	0	0	0	0	0	0	0	0	0	0
36 McKinney Wesley	178	2,384,33	981,50	833,33	772	0	21,000	33,556	475,244	0	105	0	0	105	0	0	0	0	0	0	0	0	0	0	0	0	0	0
37 Pleasant Grove	0	0	103,22	0	2,30	0	300	0	10,852	0	0	0	0	0	0	0	0	0	0	0	0	0	0	0	0	0	0	0
38 Verona	0	0	91,62	0	0	0	0	0	91,62	0	0	0	0	0	0	0	0	0	0	0	0	0	0	0	0	0	0	0
39 Lakeway	123	204,000	405,32	50,43	3,65	0	50	47,848	297,838	0	285	0	0	285	0	0	0	0	0	0	0	0	0	0	0	0	0	0
40 Princeton	26	59,634	343,59	0	0	0	0	10,980	104,973	0	0	0	0	0	0	0	0	0	0	0	0	0	0	0	0	0	0	0
41 Prosper	110	213,357	74,002	79,70	0	0	5,907	29,154	330,59	3,755	24,186	0	0	27,941	0	0	0	0	0	0	0	0	0	0	0	0	0	0
42 Sadler	0	42	561,33	4,86	0	0	1,600	58,219	2034	950	2,984	0	0	2,984	0	0	0	0	0	0	0	0	0	0	0	0	0	0
43 Sherman First	254	688,729	775,83	186,41	1,605	0	52,265	207,34	859,657	192,988	10,000	0	0	202,988	0	0	0	0	0	0	0	0	0	0	0	0	0	0
44 Friendship	44	0	713,54	23,74	0	0	73,550	660	981,2	1,57,750	870	0	0	870	0	0	0	0	0	0	0	0	0	0	0	0	0	0
45 Sherman Grace	135	2,564,47	827,80	53,75	5,11	0	982	50,988	397,083	5,870	3,075	0	0	894,5	0	0	0	0	0	0	0	0	0	0	0	0	0	0
46 Key Memorial	89	1,131,14	14,564	179,58	0	0	0	0	1,456,56	24,195	31,805	0	0	56,000	0	0	0	0	0	0	0	0	0	0	0	0	0	0
47 St. James	8	0	35,000	0	0	0	0	0	35,000	0	0	0	0	0	0	0	0	0	0	0	0	0	0	0	0	0	0	0
48 Haven Chapel	20	0	38,000	0	0	0	0	0	38,000	0	0	2,500	0	2,500	0	0	0	0	0	0	0	0	0	0	0	0	0	0
49 Toga	29	65,000	5,500	2,500	500	0	800	74,300	0	890	890	0	0	890	0	0	0	0	0	0	0	0	0	0	0	0	0	0
50 Tom Bean	62	80	879,11	132,46	0	0	6,50	11,731	1,135,38	0	670	0	0	670	0	0	0	0	0	0	0	0	0	0	0	0	0	0
51 Trenton	56	96,300	134,73	85,68	843	1	375	4,825	124,385	67,500	678	0	0	681,78	0	0	0	0	0	0	0	0	0	0	0	0	0	0
52 Valley View	0	86,802	43,32	54,21	0	0	2,442	98,997	7,775	7,775	7,775	0	0	7,775	7,000	0	0	0	0	0	0	0	0	0	0	0	0	0
53 Van Alstyne	235	274,997	1,505,90	13,661	10,48	0	22,13	0	442,419	0	6,409	0	0	6,409	0	0	0	0	0	0	0	0	0	0	0	0	0	0
54 Virginia Point	0	0	251,61	53,82	0	0	0	0	30,543	0	0	0	0	0	0	0	0	0	0	0	0	0	0	0	0	0	0	0
55 Whitesboro	221	0	376,824	12,440	55,15	0	12,440	2,358	398,477	45,750	5,485	0	0	51,235	0	0	0	0	0	0	0	0	0	0	0	0	0	0
56 Whitewright	17	98,349	75,780	71,73	1,597	0	980	1,298	185,177	0	0	0	0	5,400	5,400	0	0	0	0	0	0	0	0	0	0	0	0	0
57 Marvin	12	0	7,500	4,300	0	0	0	0	11,800	0	0	0	0	0	0	0	0	0	0	0	0	0	0	0	0	0	0	0
58 Windom	26	0	24,872	0	13,54	0	200	0	26,426	0	2,400	0	0	2,400	0	0	0	0	0	0	0	0	0	0	0	0	0	0
59 Hail	12	0	9,165	0	200	0	0	0	9,565	0	0	0	0	0	0	0	0	0	0	0	0	0	0	0	0	0	0	0
60 Laramie	10	0	41,20	0	50	0	0	0	41,70	0	800	0	0	800	0	0	0	0	0	0	0	0	0	0	0	0	0	0
61 SHERMAN-MCKINNEY DIST	0	0	0	0	0	0	0	0	0	0	0	0	0	0	0	0	0	0	0	0	0	0	0	0	0	0	0	0
TOTAL 2008	4853	69,297,75	3,801,09	7,371,76	70,497	112,497	1,677,00	503,305	12,321,059	1,308,281	5,697,53	23,300,9	211,104,3	26,127	3,000	0	27,500	3,385,12	53,627	0	0	0	0	0	0	0	0	0
TOTAL 2007	5356	67,73,688	3,389,976	6,490,27	62,590	85,62	1,000,25	397,643	11,579,841	1,710,128	10,835	11,078,1	192,974,4	34,797	3,000	0	3,385,12	40,330,9	40,330,9	0	0	0	0	0	0	0	0	0
Inc/Dec 2008 over 2007	-501	1,561,17	-412,133	881,49	-7547	103,935	67,675	105,662	941,218	-401,847	-46,018	12,222,8	181,299	-86,70	-3,000	0	-31,102	-34,968,2	-34,968,2	0	0	0	0	0	0	0	0	0

Wichita Falls

Statistical Table No. 1

CHURCH MEMBERSHIP																			
		RECEIVED				REMOVED				FULL MEMBERS AT CLOSE OF YEAR									
		Total Professing Members Reported At Close Of Last Year	2A	2B	3	4	5A	5B	6	7	8	9A	9B	9C	9D	9E	9F	9G	Total Professing Members At Close Of This Year
CHURCH NAME	PASTOR'S NAME																		
1 Alford	Ed Cherryholmes	95	1	0	2	0	0	0	0	0	2	0	0	0	0	0	96	0	96
2 Anelope	Bobby Hoover	9	0	2	0	0	0	0	0	0	0	0	0	0	0	0	11	0	11
3 Archer City	Rick Davis	234	5	0	3	3	0	9	2	2	2	0	0	0	0	0	230	0	230
4 Bellevue	Gary Talmahkara	25	0	0	0	0	0	0	0	0	0	6	0	0	0	0	19	0	19
5 Vashiti	Gary Talmahkara	29	0	0	1	0	0	0	0	0	0	0	0	0	0	0	26	0	26
6 Bowie	Martha Myre	243	6	1	3	2	0	1	0	5	4	1	0	0	0	0	244	0	245
7 Boyd	Robert Turk	214	3	3	2	6	34	0	1	0	2	0	0	0	0	0	190	1	191
8 Bridgeport	Dana Coker	584	13	0	2	3	0	4	0	4	1	0	6	1	2	584	0	594	
9 Bryson	Tammy Valentine	52	0	0	1	0	8	0	0	0	3	0	0	0	0	0	42	0	42
10 Perrin	Tammy Valentine	13	1	0	0	0	0	0	0	0	2	0	0	0	0	0	12	0	12
11 Burkburnett	Donald Pellikan	371	11	0	10	7	0	0	3	0	3	0	0	2	4	0	387	0	393
12 Byers	Terri Hale Whitgrove	63	0	0	0	0	2	0	0	1	1	0	0	0	0	0	59	0	59
13 Morris Memorial	Elaine Bussey	135	0	0	0	0	0	0	0	0	4	0	0	0	0	0	131	0	131
14 Decatur First	Roy Spore	995	10	0	7	4	21	1	11	10	10	1	1	5	0	0	958	8	973
15 Decatur Oak Grove	Glenn Waldon	74	0	3	0	2	0	0	1	0	2	0	0	0	0	0	76	1	76
16 Sunset	Glenn Waldon	0	0	2	0	13	1	0	0	0	0	0	0	0	0	0	16	0	16
17 Electra	Robert W. Lee	213	5	0	0	0	0	0	0	0	2	0	0	0	0	0	216	0	216
18 Forestburg	Elwin N. Campbell	58	3	0	0	0	0	0	0	0	0	0	0	0	0	0	61	0	61
19 Friberg-Cooper	Paul Meyenberg	83	0	2	0	2	0	0	0	0	2	0	0	3	0	0	82	0	85
20 Garvin	Timothy E. Munks	17	0	0	0	0	0	0	0	0	0	0	0	0	0	0	15	0	15
21 Henrietta	Christopher Yost	411	3	0	2	6	1	0	5	4	5	0	0	1	0	0	406	0	407
22 Holiday	Shelley McNew	153	2	0	1	3	0	0	0	1	1	0	0	0	0	0	157	0	157
23 Dundee	Shelley McNew	7	0	0	0	0	0	0	0	0	0	0	0	0	0	0	7	0	7
24 Iowa Park	John Kay	349	5	0	3	1	0	0	1	0	6	0	0	2	0	0	349	0	351
25 Jacksboro	David B. Weber	281	0	0	2	1	0	0	0	0	6	0	0	7	0	0	271	0	278

Wichita Falls

Statistical Table No. 1

CHURCH MEMBERSHIP																			
		RECEIVED							REMOVED				FULL MEMBERS AT CLOSE OF YEAR						
		Total Professing Members Reported At Close Of Last Year	This Year On Profession Of Christian Faith	Restored By Affirmation	From Other United Methodist Churches	From Other Denominations	Charge Conference Action	Withdrawn	Transfer To Other United Methodist Churches	Transfer To Other Denominations	Death	Asian	AA/Black	Hispanic	Native American	Pacific Islander	White	Multi-Racial	Total Professing Members At Close Of This Year
CHURCH NAME	PASTOR'S NAME	1	2A	2B	3	4	5A	5B	6	7	8	9A	9B	9C	9D	9E	9F	9G	9H
Joy	Richard Saunders	24	0	0	0	0	0	0	0	0	2	0	0	0	0	0	22	0	22
Nocona	Larry Kruger	239	6	0	1	2	5	0	1	3	9	0	0	0	0	0	230	0	230
Paradise	Michael Langdon	90	0	0	2	6	0	0	0	3	4	0	0	0	0	0	91	0	91
Parola	Alvin Easterling	37	0	0	0	2	0	0	0	0	0	0	0	0	0	0	39	0	39
Rhone	Jerry B. Mahle	17	0	0	0	0	1	0	4	0	0	0	0	0	0	0	12	0	12
Seven Hills	Jim Dean	59	0	0	3	3	0	5	2	0	0	0	0	0	0	0	58	0	58
Saint Jo	Larry Coleman	53	0	0	0	0	0	2	0	0	1	0	0	0	0	0	50	0	50
Montague	Larry Coleman	48	2	0	0	0	0	0	0	0	1	0	0	0	0	0	47	2	49
Beverly Drive	Linda Marcum	193	1	0	0	1	9	15	2	0	4	0	0	3	2	0	157	3	165
Wichita Falls First	Paul Goodrich	1412	9	2	16	9	33	10	10	2	25	11	5	7	0	2	1343	0	1368
Floral Heights	Kenneth R. Dickson	813	15	0	7	9	0	0	16	10	17	6	0	8	0	0	787	0	801
Grant Street	Louis A. Pearce, Sr.	101	0	0	0	0	0	0	2	0	3	0	0	0	3	1	92	0	96
Mr. Calvary	Ricky McGee	62	0	0	0	0	0	0	0	0	0	0	57	0	0	0	5	0	62
WF St. Marks	Charles N. Pierce	136	0	1	0	2	0	0	0	1	6	0	3	4	4	0	121	0	132
WF Trinity	Michael Miller	427	0	0	6	7	103	0	3	10	5	0	0	22	0	0	319	4	319
University	Dean Libby	385	1	0	8	3	23	0	6	9	11	0	0	1	0	4	340	3	348
WF Wesley	John D. Edwards	193	13	0	3	3	0	0	5	0	4	0	0	7	0	1	195	0	203
Shidell	discontinued	5	0	0	0	0	0	4	1	0	0	0	0	0	0	0	0	0	0
WICHITA FALLS DIST	John C. Rosenberg	0	0	0	0	0	0	0	0	0	0	0	0	0	0	0	0	0	0
NORTH TEXAS CONFERENCE	L. Marvin Guier, III	0	0	0	0	0	0	0	0	0	0	0	0	0	0	0	0	0	0
TOTAL 2008		9002	115	16	85	100	241	47	80	51	163	20	66	83	12	9	853	17	8736
TOTAL 2007		9345	141	19	145	93	343	38	109	80	171	22	66	81	11	8	881	3	9002
Incl Dec 2008 over 2007		-343	-26	-3	-60	-7	-102	9	-29	-29	-8	-2	0	2	1	1	-280	14	-266

Wichita Falls

Statistical Table No. 2

	CHURCH MEMBERSHIP										CHURCH SCHOOL									
	Avg. Attendance At Principal Weekly Worship Services(s)				Number Of Persons Baptized This Year (All Ages)			Baptized Members Who Are Not Professing Members			Number Of Persons On Constituency Roll			Total Enrolled In Confirmation Classes This Year			Number Of Leaders			
CHURCH NAME	10	11	12	13	14	15A	15B	16A	16B	17A	17B	18A	18B	19A	19B	Total	AVG ATTENDANCE			
																	In Sunday Church School (All Ages)	In Other Ongoing Classes And Groups	In Other Short-Term Classes And Groups	Christian Formation Groups Other Than SCS For Children
1 Alford	49	1	9	29	0	3	2	6	9	0	12	13	14	22	37	19	20	21	22	23A
2 Antelope	7	0	0	0	0	0	0	0	0	0	0	0	0	0	0	59	10	0	14	1
3 Archer City	81	5	15	25	4	9	9	16	15	18	10	47	20	90	54	144	47	30	25	1
4 Bellevue	5	0	0	2	0	0	0	0	0	0	0	0	0	0	0	0	0	0	0	1
5 Vashli	19	0	3	5	0	1	0	4	0	0	0	0	0	5	0	5	5	0	0	0
6 Bowie	89	7	20	119	6	9	0	5	0	16	0	54	5	84	5	89	40	0	5	0
7 Boyd	96	2	30	45	3	7	3	33	34	20	20	57	35	117	92	209	47	35	25	0
8 Bridgeport	180	8	49	35	22	29	12	57	30	43	93	107	45	236	180	416	97	80	45	1
9 Bryson	12	1	1	6	0	2	0	1	0	0	0	12	0	15	0	15	10	0	0	0
10 Perrin	13	1	0	6	0	0	0	0	0	0	0	0	0	0	0	0	0	0	0	0
11 Burkburnett	162	8	58	36	11	27	7	38	21	30	52	88	44	183	124	307	83	35	10	3
12 Byers	22	0	0	0	5	2	0	6	0	1	1	5	2	14	3	17	14	0	0	0
13 Morris Memorial	50	0	5	15	0	5	2	3	0	0	0	48	24	56	26	82	32	24	6	0
14 Decatur First	277	17	150	277	9	16	8	20	30	12	25	188	250	236	313	549	140	100	21	2
15 Decatur Oak Grove	46	0	0	0	0	6	1	1	0	0	0	30	15	37	16	53	12	12	0	1
16 Sunset	18	2	0	0	0	2	0	1	0	0	2	12	0	16	2	18	6	7	0	0
17 Electra	76	3	1	20	4	9	3	17	4	3	3	28	15	57	25	82	30	22	8	1
18 Fritchburg	71	2	0	20	0	5	22	14	22	10	25	48	10	77	79	156	45	10	6	8
19 Friberg-Cooper	50	0	2	12	0	4	0	3	0	0	0	28	20	35	20	55	25	20	0	0
20 Garvin	10	0	0	0	0	0	0	0	0	0	0	0	0	0	0	0	0	0	0	0
21 Henrietta	132	4	3	0	0	9	2	39	19	26	17	89	16	163	84	217	82	12	60	1
22 Holiday	60	1	0	0	2	7	3	5	5	6	15	20	12	38	35	73	25	0	15	1
23 Dundee	6	0	0	1	0	0	0	0	0	0	0	0	0	0	0	0	0	0	0	0
24 Iowa Park	155	5	39	117	5	21	18	34	35	28	0	77	16	160	69	229	90	0	53	1
25 Jacksboro	93	7	36	25	0	10	12	32	25	5	20	28	0	75	57	132	48	8	42	0

Wichita Falls

Statistical Table No. 2

	CHURCH MEMBERSHIP					CHURCH SCHOOL																					
	Avg. Attendance At Principal Weekly Worship Services(s)	Number Of Persons Baptized This Year (All Ages)	Baptized Members Who Are Not Professing Members	Number Of Persons On Constituency Roll	Total Enrolled In Confirmation Classes This Year	Number Of Leaders In Sunday School Groups	15A	15B	Children (0-6th Grade) In All Sunday Church School Groups	16A	16B	Youth (7-12th grade) In All Sunday Church School Groups	17A	17B	Adults In All Sunday Church School Groups	18A	18B	Christian Formation Participants In Sunday School Groups	19A	19B	Total	In Sunday Church School (All Ages)	In Other Ongoing Classes And Groups	In Other Short-Term Classes And Groups	Christian Formation Groups Other Than SCS For Children	Christian Formation Groups Other Than SCS For Youth	
	10	11	12	13	14																19	20	21	22	23A	23B	
Joy	6		0	0	3	2	0	0	0	0	0	0	0	0	0	4	0	0	6	0	0	6	3	0	0	0	0
Nocena	93	3	46	0	6	13	7	23	25	6	12	27	0	0	2	0	0	64	69	64	133	33	40	8	1	1	
Paradise	42	0	0	51	0	6	4	5	4	5	5	13	28	29	41	70	18	23	0	1	1	28	0	1	1	1	
Petrolia	35	1	0	16	0	3	3	6	0	7	0	0	0	0	0	0	0	13	29	11	0	6	0	0	0	0	
Rhone	10	0	0	0	0	2	0	4	0	0	0	0	0	0	4	0	0	10	16	0	10	6	0	0	0	0	
Seven Hills	28	0	0	6	0	4	0	8	0	0	9	0	0	0	0	7	31	7	31	7	38	15	6	6	0	0	
Saint Jo	37	2	9	16	0	4	4	2	0	0	0	0	0	0	19	6	25	10	35	18	4	0	0	1	1	1	
Montague	18	0	6	3	0	0	1	4	0	0	0	0	0	0	0	0	4	1	5	3	0	0	0	0	0	0	
Beverly Drive	76	0	0	0	0	7	5	8	10	12	12	37	35	64	62	126	42	12	20	1	1	34	12	20	1	1	
Wichita Falls First	403	12	45	72	16	99	21	112	426	50	65	334	673	595	1185	1780	266	287	410	14	6	35	36	7	5	5	
Floral Heights	338	4	139	36	8	50	30	50	30	13	60	230	110	343	230	573	221	80	45	7	5	36	45	7	5	5	
Grant Street	41	3	6	0	0	6	3	5	3	6	8	13	0	30	14	44	16	0	9	0	1	1	0	0	1	1	
Mt. Calvary	40	2	7	5	0	7	1	5	0	3	7	0	12	15	20	35	20	8	0	0	0	33	0	0	0	0	
WF St. Marks	75	0	11	43	0	3	3	10	4	0	0	18	25	31	32	63	11	19	8	1	0	39	8	1	0	0	
WF Trinity	128	0	109	25	0	15	12	30	20	20	25	90	50	155	107	262	92	60	50	2	2	40	2	2	2	2	
University	129	2	1	12	3	19	60	21	125	7	21	110	220	157	426	583	84	46	51	0	0	41	0	0	0	0	
WF Wesley	115	7	24	0	4	14	5	35	4	10	10	95	35	154	54	208	95	32	5	0	0	0	5	0	0	0	
Shidell	0	0	0	0	0	0	0	0	0	0	0	0	0	0	0	0	0	0	0	0	0	0	0	0	0	0	
WICHITA FALLS DIST	0	0	0	0	0	0	0	0	0	0	0	0	0	0	0	0	0	0	0	0	0	0	0	0	0	0	
NORTH TEXAS CONFERENCE	0	0	0	0	0	0	0	0	0	0	0	0	0	0	0	0	0	0	0	0	0	0	0	0	0	0	
TOTAL 2008	3393	110	824	1083	108	437	263	663	900	367	520	1983	1774	3450	3457	6907	1842	1024	961	49	43	32	41	49	43	32	
TOTAL 2007	3499	127	859	1051	169	456	356	757	801	392	447	1906	1426	3511	3030	6541	1927	1236	1636	44	5	11	47	44	5	11	
In/Dec 2008 over 2007	-106	-17	-35	32	-61	-19	-93	-94	99	-25	73	77	348	-61	427	366	-85	-212	-675	5	32	32	41	49	43	32	

Wichita Falls

Statistical Table No. 3

CHURCH NAME	CHURCH SCHOOL			VIM		UMM		UNW		UMWF		WEEKDAY		PROPERTY AND OTHER ASSETS					
	23C	23	24	25A	25B	26	27	28	29	30	31	32A	32B	33	34	35	36	37	
26 Joy	0	0	0	0	0	0	0	4	52	0	0	0	0	57200	0	3392	0	0 26	
27 Nocona	1	3	6	1	7	0	0	0	0	15	0	0	0	2678000	108100	432359	0	0 27	
28 Paradise	2	4	0	0	0	2	0	0	0	5	200	0	0	304050	186000	1162324	0	0 28	
29 Patrolia	1	1	0	0	0	0	0	0	0	0	0	0	0	255000	0	65000	0	0 29	
30 Rhone	0	0	0	0	0	0	0	5	0	0	0	1	10	289000	0	21288	0	0 30	
31 Seven Hills	1	2	0	0	0	0	0	0	0	0	0	1	35	600000	0	561	420000	0 31	
32 Saint Jo	1	3	0	0	0	0	0	14	325	6	0	4	72	643000	113500	30623	0	0 32	
33 Montague	0	0	0	0	0	0	0	0	0	0	0	0	0	156000	0	13984	0	0 33	
34 Beverly Drive	4	6	2	0	0	12	59	21	200	12	2579	12	250	906000	132000	146000	0	0 34	
35 Wichita Falls First	30	50	0	1	23	0	0	0	0	50	3902	2	125	14465000	0	1838000	443751	0 35	
36 Floral Heights	10	22	8	1	12	0	0	35	350	35	0	5	72	11153013	383800	1300000	0	0 36	
37 Grant Street	1	2	0	1	8	0	0	22	890	6	1242	2	13	590000	0	64000	0	0 37	
38 Mt. Calvary	0	0	0	0	11	0	0	21	0	10	0	2	1856	211665	63757	90776	0	0 38	
39 WF St. Marks	3	4	0	0	0	0	0	23	869	0	0	4	98	1229425	157318	71702	0	0 39	
40 WF Trinity	6	10	2	0	0	0	0	0	0	30	6749	1	180	1500000	105000	30000	767000	0 40	
41 University	3	5	1	0	0	15	1300	19	357	13	2000	2	82	3762899	0	59238	479336	426741	0 41
42 WF Wesley	0	0	2	0	0	25	1145	0	0	10	378	0	0	1021213	160188	81810	0	0 42	
43 Sidel	0	0	0	0	0	0	0	0	0	0	0	0	0	45000	0	950	0	0 43	
44 WICHITA FALLS DIST	0	0	0	0	0	0	0	0	0	0	0	0	0	0	0	0	0	0 44	
45 NORTH TEXAS CONFERENCE	0	0	0	0	0	0	0	0	0	0	0	0	0	0	0	0	0	0 45	
TOTAL 2008	315	407	59	9	85	151	4518	402	9012	540	49638	51	2980	67441443	3525913	9924805	3434322	6972	
TOTAL 2007	115	191	97	14	193	164	9117	434	11550	534	45979	76	3944	65132451	3437079	10361655	3455172	31513	
Inc/Dec 2008 over 2007	200	216	-38	-5	-108	-13	-4599	-32	-2538	6	3659	-25	-964	2308992	88834	-436850	-20850	-24541	

Wichita Falls

Statistical Table No. 4

[illegible]

Wichita Falls

Statistical Table No. 5

	CHURCH NAME	CONNECTIONAL PROGRAMS										CONNECTIONAL ADMINISTRATION						MINISTERIAL SUPPORT				
		48C	49A	Methodist Mission Home - S.A.	Methodist Home - Waco	Retirement Homes Of North Texas	Lydia Patterson Institute	Camping And Retreat	Mt. Sequoyah	Other Benevolences To Conference/Treasurer	VISION 2020	Other Benevolences Paid Directly By Local Church	Interdenominational Cooperation Fund	General Administration Fund	Jurisdictional Administration Fund	Area And Conference Administration Fund	District Administration Fund	Moving Fund	Board Of Pensions	Clergy Retirement Security Plan Paid Directly to Conference	Appointee Health Insurance Remitted To Conference	District Superintendents Fund
	Alford	4	0	0	0	0	34	199	7	187	0	1416	29	99	17	979	1060	78	1548	59A	59B	60
	Anelaphe	1	0	0	0	0	5	27	1	0	0	300	4	14	2	134	139	11	212	0	0	441
	Archer City	10	0	0	0	0	81	470	17	201	0	0	68	234	40	2312	2526	185	3656	4342	7656	1040
	Belleue	1	0	0	0	0	8	45	2	0	0	297	7	22	4	222	251	18	351	0	0	100
	Vashti	1	0	0	0	0	8	48	2	0	0	400	7	24	4	237	275	19	374	0	0	107
	Bowie	11	0	0	200	0	82	476	17	1050	0	4149	69	237	40	2342	2590	188	3704	5137	7656	1054
	Boyd	11	0	0	0	0	83	477	17	200	0	12675	69	237	40	2349	2528	188	3715	4869	6132	1057
	Bridgeport	24	0	0	0	0	184	1060	38	351	0	20141	154	527	90	5218	6082	418	8251	7080	7656	2348
	Bryson	2	0	0	0	0	18	103	4	0	0	15	51	9	507	564	41	802	0	0	228	
	Perrin	1	0	0	0	0	7	40	1	0	0	0	6	20	3	199	199	16	315	0	0	90
	Barkburnett	18	80	40	0	0	141	814	29	0	0	4839	118	405	69	4004	4422	321	6333	6255	7018	1802
	Byers	2	0	0	0	0	16	93	3	0	0	467	13	46	8	456	551	37	722	1440	0	205
	Morris Memorial	7	0	0	0	0	56	326	12	185	0	600	47	162	28	1603	1777	128	2535	6214	7656	721
	Decatur First	45	0	500	0	0	349	2017	71	1750	0	86027	292	1002	171	9923	10856	795	15692	7546	7656	4465
	Decatur Oak Grove	4	0	0	0	0	33	192	7	360	0	49770	28	96	16	946	948	76	1496	3376	0	426
	Sunset	0	0	0	0	0	0	0	0	0	0	709	0	0	0	0	0	0	373	0	0	0
	Electra	9	0	0	0	0	72	416	15	302	0	450	60	207	35	2048	2292	164	3239	0	0	922
	Foresburg	3	0	0	0	0	23	136	5	0	0	668	20	67	11	667	695	53	1055	5883	6504	300
	Freiberg-Cooper	2	0	0	0	0	16	94	3	100	0	4184	14	47	8	461	616	37	729	0	0	208
	Garvin	1	0	0	0	0	8	48	2	0	0	0	7	24	4	234	340	19	371	0	0	106
	Henrietta	16	0	310	0	0	126	726	26	1306	0	5152	105	361	62	3575	4201	286	5653	6852	7656	1609
	Hollday	5	0	0	0	0	40	230	8	0	0	933	33	114	20	1132	1370	91	1790	3500	6564	509
	Dundee	1	0	0	0	0	4	24	1	0	0	0	4	12	2	120	116	10	190	0	1092	54
	Iowa Park	17	669	0	0	0	136	793	28	352	0	1515	113	389	66	3851	4088	309	6090	5866	7656	1733
	Jacksboro	17	0	0	0	0	132	764	27	200	0	2008	111	380	65	3761	3836	301	5947	7082	7656	1692

Wichita Falls

Statistical Table No. 5

		CONNECTIONAL PROGRAMS										CONNECTIONAL ADMINISTRATION				MINISTERIAL SUPPORT					
	CHURCH NAME	48C	49A	49B	49C	49D	50A	50B	50C	50D	51	52	53	54	55	56	57	58	59A	59B	60
26	Joy	1	0	0	0	8	49	2	40	0	52	7	24	4	240	265	19	380	0	0	108
27	Necoma	11	0	0	0	87	501	18	2680	0	20244	73	249	43	2467	2712	198	3901	13399	15312	111027
28	Paradise	3	0	1198	0	19	112	4	2077	0	8778	16	56	10	553	634	44	875	6531	7656	24928
29	Petrolia	1	0	0	1	10	57	2	0	0	3469	8	28	5	281	340	23	444	0	0	126
30	Rhome	1	0	0	0	9	49	2	0	1000	7	25	4	4	243	264	19	384	0	0	109
31	Seren Hills	3	0	0	0	25	146	5	476	0	1321	21	73	12	719	733	58	1137	0	0	324
32	Saint Jo	3	0	75	0	25	143	5	100	0	21	71	12	703	721	56	1112	0	0	316	
33	Montague	1	0	0	0	8	47	2	50	0	7	23	4	232	329	19	367	0	0	104	
34	Beverly Drive	7	0	0	0	57	330	12	0	0	0	48	164	28	1625	1852	130	2569	5113	5742	
35	Wichita Falls First	80	0	0	0	617	3566	126	5826	0	11687	517	1772	302	17545	18063	1406	27745	17952	15312	
36	Floral Heights	54	0	0	0	422	2438	86	435	0	31638	353	1212	207	11998	11845	961	18974	20038	22968	
37	Grant Street	7	0	0	0	58	335	12	0	0	0	49	167	28	1649	1755	132	2608	0	0	742
38	Mt. Calvary	2	0	0	0	18	103	4	0	0	150	15	51	9	507	588	41	802	0	0	228
39	WF St. Marks	8	0	0	0	58	337	12	57	0	1571	49	168	29	1659	1762	133	2623	5414	7656	74739
40	WF Trinity	17	0	4	0	129	747	26	0	0	3127	108	371	63	3675	4160	294	5811	7080	7656	1654
41	University	26	0	0	0	202	1169	41	35	0	1707	169	581	99	5753	5934	461	9098	7491	6870	2589
42	WF Wesley	12	0	0	0	94	542	19	0	0	5176	79	269	46	2666	2682	214	4216	6557	7656	1200
43	Shedd	0	0	0	0	1	7	0	0	0	0	1	4	1	36	43	3	57	0	0	16
44	WICHITA FALLS DIST	0	0	0	0	0	0	0	750	0	0	0	0	0	0	0	0	0	0	0	0
45	NORTH TEXAS CONFERENCE	0	0	0	0	0	0	0	98605	0	0	0	0	0	0	0	0	0	0	0	0
TOTAL 2008		450	749	2403	0	3509	20286	721	117675	259840	2941	10085	1720	99831	107004	8000	157873	165390	183586	44925	
TOTAL 2007		449	724	2400	0	3482	20507	712	27801	26498	2855	9275	1705	78882	104740	7318	154956	156824	186262	41723	
Inc/Dec 2008 over 2007		1	25	1797	0	27	9	89874	-26498	29490	86	810	15	20949	2264	682	2917	8566	-876	3202	

Wichita Falls

Statistical Table No. 6

MINISTERIAL SUPPORT																				
	CHURCH NAME	61	62	63	%PD	64A	64B	65A	65B	66A	66B	66C	66D	67A	67B	67C	67D	68A	68B	Other Cash Allowances Paid - Associate(s)
	Alford	294	66	682	100	14015	6424	0	0	2655	7591	0	0	6566	0	1600	0	200	0	0
	Andlope	40	9	93	100	4000	4600	0	0	0	0	0	0	1600	0	0	0	0	0	0
	Archer City	694	157	1609	100	30350	30350	0	0	7276	160	0	0	2576	0	1665	0	6816	0	0
	Balevue	67	15	154	100	0	0	0	0	0	3600	0	0	0	0	2400	0	0	0	0
	Vashiti	71	16	165	100	3600	3600	0	0	0	3600	0	0	1200	0	0	0	0	0	0
	Bowie	703	159	1630	100	37838	37838	0	0	5682	430	0	0	0	0	0	0	0	0	0
	Boyd	705	159	1635	100	25171	25171	0	0	3505	6619	0	0	1424	0	2570	0	645	0	0
	Bridgeport	1566	354	3632	100	49907	50830	0	0	5253	2223	0	0	5529	0	599	0	0	0	0
	Bryson	152	34	353	100	5472	5472	0	0	2380	0	0	0	0	0	3700	0	0	0	0
	Perrin	60	14	139	100	5280	5280	0	0	0	0	0	0	0	0	0	0	900	0	0
	Barkburnett	1202	272	2787	100	41660	42203	0	0	4723	4153	0	0	1936	0	2683	0	8156	0	0
	Byers	137	31	318	100	9609	9609	0	0	0	0	0	0	0	0	0	0	0	0	0
	Morris Memorial	481	109	1116	100	39560	40960	0	0	0	4600	0	0	1600	0	4450	0	250	0	0
	Decatur First	2978	673	6907	100	56486	62416	22284	22284	5769	1324	0	0	4133	0	1476	0	10643	3852	14
	Decatur Oak Grove	284	64	658	100	2300	2300	0	0	2000	5000	0	0	0	0	0	0	11700	0	0
	Sunset	0	0	0	100	600	600	0	0	0	2000	0	0	0	0	0	0	2200	0	0
	Electra	615	139	1426	100	30900	30600	0	0	3964	565	0	0	265	0	0	0	0	0	0
	Forestburg	200	45	464	100	24500	24500	0	0	3383	0	0	0	2500	0	0	0	5626	0	0
	Friberg-Cooper	138	31	321	100	300	300	0	0	0	14200	0	0	0	0	350	0	0	0	0
	Garvin	70	16	163	100	6200	6200	0	0	0	0	0	0	0	0	0	0	20	0	0
	Henrietta	1073	242	2488	100	39270	39270	0	0	5000	2147	0	0	4800	0	300	0	1852	0	21
	Holiday	340	77	788	100	12921	12921	0	0	1831	260	0	0	3500	0	2000	0	0	0	0
	Dundee	8	8	84	100	4300	4300	0	0	0	0	0	0	0	0	0	0	0	0	0
	Iowa Park	1156	261	2680	100	34776	34801	0	0	3885	1291	0	0	2167	0	1849	0	10608	0	24
	Jacksboro	1129	255	2618	100	36469	41969	0	0	6000	1250	0	0	6496	0	954	0	6816	0	25

Wichita Falls

Statistical Table No. 6

CHURCH NAME		61	62	63	64PD	64A	64B	65A	65B	66A	66B	66C	66D	67A	67B	67C	67D	68A	68B
Episcopal Fund																			
Equitable Compensation																			
Insurance Subsidies																			
Percentage Of Apportionments Paid																			
Base Compensation Amount Set - Pastor																			
Base Compensation Amount Set - Associate(s)																			
Utilities Paid - Pastor																			
Housing Related Allowances Paid - Pastor																			
Utilities Paid - Associate(s)																			
Housing Related Allowances Paid - Associate(s)																			
Travel Paid - Pastor																			
Travel Paid - Associate(s)																			
Reimbursement Paid To Pastors Excluding Travel																			
Reimbursement Paid To Assoc. Pastors Excluding Travel																			
Other Cash Allowances Paid - Pastor																			
Other Cash Allowances Paid - Associate(s)																			

CHURCH NAME	61	62	63	64PD	64A	64B	65A	65B	66A	66B	66C	66D	67A	67B	67C	67D	68A	68B
26 Joy	72	16	167	100	7400	7400	28986	0	0	0	0	0	0	0	0	0	0	0
27 Nocona	740	167	1717	100	43580	43580	28986	0	0	0	0	0	0	0	0	0	0	0
28 Paradise	166	38	385	100	32985	37688	0	0	6000	13614	4353	0	0	4960	0	1040	0	0
29 Petrolia	84	19	196	100	960	960	0	0	0	10800	0	0	0	0	0	0	0	0
30 Rhone	73	16	169	100	7526	7526	0	0	0	5474	0	0	0	0	0	0	0	0
31 Seven Hills	216	49	501	100	7000	7000	0	0	3770	13200	0	0	0	3000	0	0	0	0
32 Saint Jo	211	48	490	100	7914	7914	0	0	0	6285	0	0	0	0	0	0	0	0
33 Montague	70	16	162	100	5133	5133	0	0	0	3227	0	0	0	0	0	0	0	0
34 Beverly Drive	488	110	1131	100	32622	32622	0	0	4609	312	0	0	0	0	0	0	0	0
35 Wichita Falls First	5265	1190	12212	100	132000	132000	50000	0	0	48000	0	20000	0	1200	0	0	6816	6816
36 Floral Heights	3601	814	8351	100	67400	67400	66700	70200	8022	2068	0	39180	1369	80	397	8339	0	0
37 Grant Street	495	112	1148	100	9400	9400	0	0	5800	15000	0	0	0	0	0	4800	0	0
38 Mt. Calvary	152	34	353	100	15326	14984	0	0	1626	0	0	0	0	0	0	100	0	0
39 WF St. Marks	498	112	1155	100	29416	29416	0	0	6960	0	0	0	865	289	0	6816	0	0
40 WF Trinity	1103	249	2558	100	49907	49907	0	0	5000	0	0	0	3500	814	0	250	0	0
41 University	1727	390	4094	100	55000	59655	0	0	4325	12127	0	0	1935	0	0	844	0	0
42 WF Wesley	800	181	1856	100	33516	33516	0	0	4200	12000	0	0	2750	0	0	250	0	0
43 Sidel	11	2	25	100	2133	1066	0	0	0	733	0	0	0	0	0	0	0	0
44 WICHITA FALLS DIST	0	0	0	0	0	0	0	0	0	0	0	0	0	0	0	0	0	0
45 NORTH TEXAS CONFERENCE	0	0	0	0	0	0	0	0	0	0	0	0	0	0	0	0	0	0
TOTAL 2008	29463	6769	69490	100	1054702	1069681	169930	171470	113618	203853	4353	59189	57311	6160	30779	1437	94627	10668
TOTAL 2007	27571	6709	66424	100	1007564	1021424	187093	192473	104614	202644	837	69179	57165	3265	42467	968	82575	6816
In/Dec 2008 over 2007	2392	60	3066	0	46838	48257	-19123	-21003	9004	1209	3516	-9999	146	2895	-11688	469	11752	3852

Wichita Falls

Statistical Table No. 7

	CHURCH NAME	MIN SUPPORT		LOCAL CHURCH EXPENDITURES					GRAND TOTAL PAID
		69	70	71	72	73	74	75	76
1	Alford	0	12151	2033	15787	1200	141800	0	208411
2	Antelope	0	0	0	1309	0	0	0	8981
3	Archer City	0	29364	3974	26532	33645	2736	0	179056
4	Bellevue	0	0	0	5629	0	2145	0	16034
5	Vashli	0	0	271	2311	0	1305	0	14788
6	Bowie	0	28250	6562	44046	0	0	698	164300
7	Boyd	0	34591	3908	43375	53584	0	0	221029
8	Bridgeport	0	110994	14428	96116	74540	7440	0	450728
9	Bryson	0	0	113	7518	0	5950	0	29907
10	Perrin	0	0	98	3937	0	710	0	13060
11	Burkhardt	0	34829	16893	76219	0	19902	0	266314
12	Byers	0	720	1427	8780	0	0	0	26313
13	Morris Memorial	0	6650	2940	19448	0	6795	1271	119713
14	Decatur First	0	192762	52925	116351	0	107893	0	793977
15	Decatur Oak Grove	0	6170	1603	13138	0	663	0	59819
16	Sunset	0	400	75	401	0	0	0	6738
17	Electra	0	21931	2138	26753	0	0	840	106129
18	Foresburg	0	5000	7368	7510	0	0	563	75752
19	Friberg-Cooper	0	8987	2107	9257	0	0	0	43789
20	Garvin	0	0	733	2821	0	0	0	11902
21	Henrietta	0	50317	7755	36627	0	42446	0	244397
22	Holliday	0	4524	2211	17083	6885	403161	0	475913
23	Dundee	0	0	0	2500	0	500	0	9695
24	Iowa Park	0	46283	12512	73786	83286	19723	1178	342112
25	Jacksboro	0	68131	17682	46712	0	0	0	267916

Wichita Falls

Statistical Table No. 7

CHURCH NAME	MIN SUPPORT		LOCAL CHURCH EXPENDITURES					GRAND TOTAL PAID
	69	70	71	72	73	74	75	76
26 Joy	0	0	266	1794	0	0	52	11741
27 Nocona	0	31927	14569	46189	0	37969	0	300688
28 Paradise	0	0	8192	15251	0	0	0	99136
29 Petrolia	0	0	1202	6709	0	23590	0	49701
30 Rhone	0	6270	3000	6000	0	0	437	31841
31 Seven Hills	0	6790	22132	13813	0	15622	0	93631
32 Saint Jo	0	0	10668	2701	0	0	300	34125
33 Montague	0	0	3115	3132	0	0	0	16776
34 Beverly Drive	0	10530	2005	19324	0	0	765	95644
35 Wichita Falls First	87377	382922	114288	75049	8203	187944	0	1327518
36 Floral Heights	0	220759	68860	185883	0	0	0	866539
37 Grant Street	0	14260	6838	29466	0	4956	890	106569
38 Mt. Calvary	0	2860	250	500	0	0	0	24966
39 WF St. Marks	0	17690	2679	25170	0	22936	1435	144046
40 WF Trinity	0	67428	13960	47067	65220	1565	0	306602
41 University	0	112578	14133	96428	52201	3504	1167	427792
42 WF Wesley	0	27449	1496	33450	0	2005	0	159842
43 Siddle	0	0	0	1326	0	0	0	3443
44 WICHITA FALLS DIST	0	0	0	0	0	0	0	1392
45 NORTH TEXAS CONFERENCE	0	0	0	0	0	0	0	121107
TOTAL 2008	87377	1573567	446818	1313198	378764	1063260	9506	8380492
TOTAL 2007	65379	1515630	385795	1438541	397271	346495	8343	7496338
Inc/Dec 2008 over 2007	21998	57937	61023	-125343	-18507	716765	1253	884154

Wichita Falls

Statistical Table No. 8

	CHURCH NAME	ANNUAL OPERATING BUDGET & BENEVOLENCE GIVING FUNDING SOURCES								FUNDING SOURCES: SPECIAL PROJECTS				FUNDING SOURCES: OUTSIDE CHURCH						
		79	80A	80B	80C	80D	80E	80F	80G	80	81A	81B	81C	81	TOTAL	82A	82B	Other	TOTAL	
26	Joy	9	0	8570	409	14	0	0	0	8993	0	0	0	0	0	0	0	0	0	26
27	Necona	112	0	200838	0	18957	0	0	0	219815	0	6370	0	6370	0	0	0	0	0	27
28	Paradise	0	0	0	125203	0	0	0	0	125203	58925	58925	0	58925	0	0	0	0	0	28
29	Petrelia	33	0	21780	10138	1510	0	0	0	33428	0	0	0	0	0	0	0	0	0	29
30	Rhorne	12	0	26385	0	480	0	0	311	27176	0	0	0	0	0	0	0	0	0	30
31	Seven Hills	25	35000	27379	4000	0	0	0	27465	93844	0	0	0	0	0	0	0	2500	2500	31
32	Saint Jo	40	0	35293	1857	0	0	4800	0	41950	0	663	0	663	0	0	0	0	0	32
33	Montague	10	0	7708	1810	58	0	0	1487	11063	0	70	0	70	0	0	0	0	0	33
34	Beverly Drive	75	0	75268	2479	1354	0	1500	3401	84002	0	3147	0	3147	2064	0	0	0	0	34
35	Wichita Falls First	476	779769	409714	11771	58	0	1614	0	1202926	0	3630	0	3630	0	0	0	0	0	35
36	Fernal Heights	312	595711	181624	14208	7612	0	0	61272	860427	0	0	0	0	0	0	0	0	0	36
37	Grant Street	35	70489	9090	33	80	0	0	5729	85421	0	1125	0	1125	0	0	0	0	0	37
38	Mt. Calvary	20	15388	7000	718	0	0	0	2234	25340	0	0	0	0	0	0	4850	0	0	38
39	WF St. Marks	25	0	116801	2949	151	0	0	6374	126275	0	1387	5632	7019	0	0	0	0	0	39
40	WF Trinity	80	235823	18070	4156	1345	0	700	4518	264612	58086	915	0	59001	0	0	0	0	0	40
41	University	202	364788	20190	2860	49	0	54376	1222	443485	6211	1342	5000	12553	0	0	0	0	0	41
42	WF Wesley	78	94815	29309	1188	1551	0	1860	6002	134725	742	3107	2065	5914	0	0	0	0	0	42
43	Shidell	2	0	1250	722	0	0	0	0	1972	0	0	0	0	0	0	0	0	0	43
44	WICHITA FALLS DIST	0	0	0	0	0	0	0	0	0	0	0	0	0	0	0	0	0	0	44
45	NORTH TEXAS CONFERENCE	0	0	0	0	0	0	0	0	0	0	0	0	0	0	0	0	0	0	45
TOTAL 2008		3252	2751605	3632382	357889	121952	1000	86707	161077	7112812	914355	215605	115437	1245397	14379	12871	14379	7350	21729	
TOTAL 2007		4193	2737387	3383653	340152	97635	0	33694	80244	6672165	542502	192924	396319	1131745	12871	113652	17665	6350	36886	
Inc/Dec 2008 over 2007		-941	14218	248929	17737	24317	1000	53013	80833	440047	371853	22681	-280882	113652	1508	-17665	1000	-17665	-15157	

Recapitulation Table No. 1

CHURCH MEMBERSHIP																			
		RECEIVED				REMOVED				FULL MEMBERS AT CLOSE OF YEAR									
		1	2A	2B	3	4	5A	5B	6	7	8	9A	9B	9C	9D	9E	9F	9G	9H
	Total Professing Members Reported At Close Of Last Year	34902	770	112	640	756	389	445	354	294	1694	1021	527	38	20	31790	78	35168	
	Dallas-Denton District	57350	1250	107	961	1302	680	627	218	296	919	2918	740	21	385	52238	98	57319	
	Dallas Northeast District	33375	584	142	403	352	486	228	137	346	247	7546	403	26	12	24092	56	32382	
	Dallas South District	9695	107	115	121	157	81	116	112	224	12	194	34	16	3	9178	12	9449	
	Paris-Sulphur Springs District	15388	398	86	385	262	453	60	177	88	189	19	143	105	6	7	15253	19	15552
	Sherman-McKinney District	9002	115	16	85	100	241	47	80	51	163	20	66	83	12	9	8531	17	8736
	Wichita Falls District																		
	TOTAL 2008	158712	3224	564	2389	2365	3167	1485	1722	960	1512	2911	11888	1892	119	436	141082	280	158606
	TOTAL 2007	159490	3253	461	2857	2345	3990	1437	1859	890	1522	2866	11672	1702	121	96	142067	188	158712
	Incl/Dec 2008 over 2007	-778	-29	103	-268	20	-823	48	-137	70	-10	45	216	190	-2	340	-985	92	-106
	% of Increase/Decrease	-0.5%	-0.9%	22.3%	-9.4%	0.9%	-20.6%	3.3%	-7.4%	7.9%	-0.7%	1.6%	1.9%	11.2%	-1.7%	354.2%	-0.7%	48.9%	-0.1%

Recapitulation Table No. 4

CONNECTIONAL PROGRAMS									
	DISTRICT								
	Dallas-Denton District	446699	428937	145182	57808	41	42	43A	43B
	Dallas Northeast District	519010	514493	167046	69973			110507	0
	Dallas South District	305538	301149	104445	42429			177066	0
	Paris-Sulphur Springs District	118400	113662	118400	15323			68677	10400
	Sherman-McKinney District	164399	159050	54655	21278			17877	0
	Wichita Falls District	114559	109978	37231	14825			34583	0
	TOTAL 2008	1668606	1627269	547038	221636			25379	8546
	TOTAL 2007	1691119	1599407	579306	235309			434088	18946
	Inc/Dec 2008 over 2007	-22513	-27862	-32268	-13673			646941	314
	% of Increase/Decrease	-1.3%	1.7%	-5.6%	-5.8%			-32.9%	5933.8%
	World Service	38	39	40	41	42	43	43A	43B
	Conference Benevolences								
	Ministerial Education Fund								
	Black College Fund								
	Africa University Fund								
	General Advance Specials								
	World Service Special Gifts								
	Youth Service Fund								
	Human Relations Day								
	One Great Hour Of Sharing								
	Peace with Justice								
	Native American Ministries Sunday								
	World Communion								
	United Methodist Student Day								
	Christian Education Sunday								
	Golden Cross								
	Retired Ministers Offering								
	Conference Advance Specials								
	Texas Methodist Colleges								
	Campus Ministries								
		48B	48A	46C	46B	46A	45F	45E	45D
		105545	23998	750	4614	1525	391	1696	780
		128076	29149	0	9930	3371	245	834	652
		77957	17282	0	995	834	15	798	744
		27975	6338	0	535	15	82	1157	118
		38840	8831	0	144	82	24	211	482
		27069	6152	0	646	24	23	705	41
		405462	91770	750	16864	2281	3980	1707	3980
		416732	96442	287976	20699	1922	1273	3373	1273
		-4672	-4.8%	-80151	-3835	359	-18957	-1666	-1666
		-27.8%		35.4%	-18.5%	18.7%	-37.8%	-49.4%	-49.4%
		-11270		196	-3835	359	-18957	-1666	-1666
		-2.7%							

Recapitulation Table No. 5

	CONNECTIONAL PROGRAMS										CONNECTIONAL ADMINISTRATION					MINISTERIAL SUPPORT						
		48C	49A	49B	49C	49D	50A	50B	50C	50D	51	52	53	54	55	56	57	58	59A	59B	60	
DISTRICT																						
Dallas-Denton District		1766	11639	6479	1882	13697	79110	2803	256992	0	1819475	11098	39325	6706	389511	126662	31212	616005	410892	418853	418853	184571
Dallas Northeast District		2161	4546	12186	1825	16706	96057	3371	305512	0	2775996	13160	45378	8075	501221	143769	38140	581924	581924	561999	561999	233835
Dallas South District		1378	1618	3304	133	10684	58303	2183	142902	0	3167246	8334	28417	5232	290518	137202	22593	321829	321829	312111	312111	143162
Paris-Sulphur Springs District		468	1921	1201	0	3629	20969	742	34867	0	371848	3042	10420	1777	103175	138075	8269	163160	166596	166596	166596	46429
Sherman-McKinney District		649	502	1117	0	5040	29115	1032	18445	0	782900	4221	14473	2468	145262	116679	11481	229337	220099	236382	236382	68108
Wichita Falls District		450	749	2403	0	3509	20286	721	117675	0	259840	2941	10085	1720	99831	107004	8000	157873	165390	185386	185386	44925
TOTAL 2008		6871	20974	26690	3840	53264	303840	1085	876392	0	9178005	42795	148098	25977	1529518	769391	119694	2400557	1866730	1879761	1879761	721030
TOTAL 2007		7179	28743	36990	4470	55718	323822	11280	602704	197577	868183	44825	146278	27049	1268999	726969	117014	2487249	1833932	1938283	1938283	684079
In/Dec 2008 over 2007		-308	-7769	-10300	-630	-2454	-19982	-429	274688	-197577	-497722	-2030	1830	-1072	260519	42422	2680	-86692	32798	-58522	-58522	36951
% of Increase/Decrease		-4.3%	-27.0%	-27.8%	-14.1%	-4.4%	-6.2%	-3.8%	45.4%	-100.0%	5.7%	-4.5%	1.2%	-4.0%	20.5%	5.8%	2.3%	-3.5%	1.8%	-3.0%	-3.0%	5.4%

Recapitulation Table No. 8

DISTRICT	ANNUAL OPERATING BUDGET & BENEVOLENCE GIVING FUNDING SOURCES								FUNDING SOURCES: SPECIAL PROJECTS				FUNDING SOURCES: OUTSIDE CHURCH							
	79	80A	80B	80C	80D	Amount Received From Interest And Dividends	Amount Received From Sale Of Church Assets	Amount Received Through Building Use Fees, Contributions And Rentals	Amount Received Through Fundraisers And Other Sources	TOTAL	81A	81B	81C	81	TOTAL	Equitable Compensation Funds Received By Church Or Pastor	Advance Special Or Apportioned Funds Received By Church	Other	TOTAL	82
Dallas-Denton District	13459	17055455	11889202	1139465	192786	121024	251024	912532	1390255	32830719	8099969	360216	918680	9378865	6114	30000	175219	211333		
Dallas Northeast District	18147	29086273	11217007	962943	121024	0	773599	1245292	43406098	9894386	179306	179306	1056860	11130552	0	54000	299144	353144		
Dallas South District	10999	16486248	7132736	524153	209378	200378	2600	534853	721734	25611702	4829559	503688	684226	6017473	19578	93800	139147	252525		
Paris-Sulphur Springs District	3499	3291227	3589962	331116	80937	0	0	52175	254031	7594448	1236763	327476	108948	1673187	14024	24384	12100	50508		
Sherman-McKinney District	4855	6929775	3800109	737176	70497	167700	112497	167700	503305	12321059	1308281	569753	233009	211043	26127	0	27500	53627		
Wichita Falls District	3252	2751605	3632582	357889	121952	1000	86707	161077	161077	7112812	914355	215605	115437	1245397	14379	0	7350	942866		
TOTAL 2008	54211	75605833	41261598	4052742	796574	367121	2527526	4275694	3734202	128881838	26283313	2156044	3117160	31556517	80222	202184	84130	806367	1031202	
TOTAL 2007	57460	75156505	38819058	4004422	851959	208880	2085669	3734202	3734202	128860695	18364100	2826041	3553068	24743209	140705	118054	84130	806367	1031202	
Incl/Dec 2008 over 2007	-3249	444078	2442540	48320	-55385	158241	441857	541402	541402	4021143	7919213	-60997	-435908	6813308	-60483	-145907	-18035	-145907	-88336	
% of Increase/Decrease	-5.7%	0.6%	6.3%	1.2%	-6.5%	75.8%	21.2%	14.5%	14.5%	3.2%	43.1%	-23.7%	-12.3%	27.5%	-43.0%	-18.1%	-8.6%	-18.1%	-8.6%	