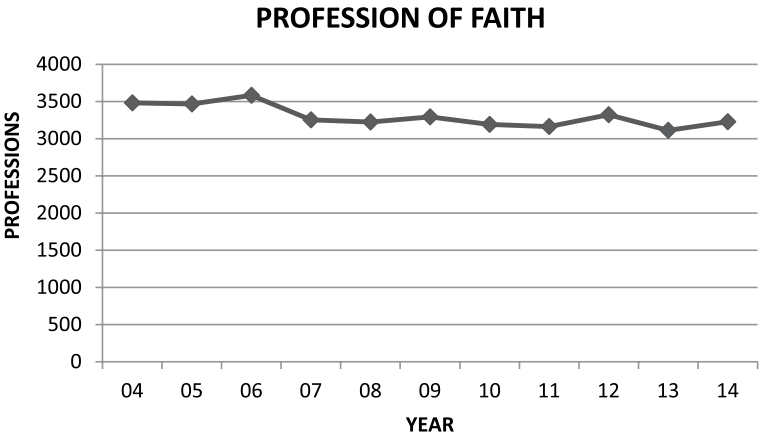


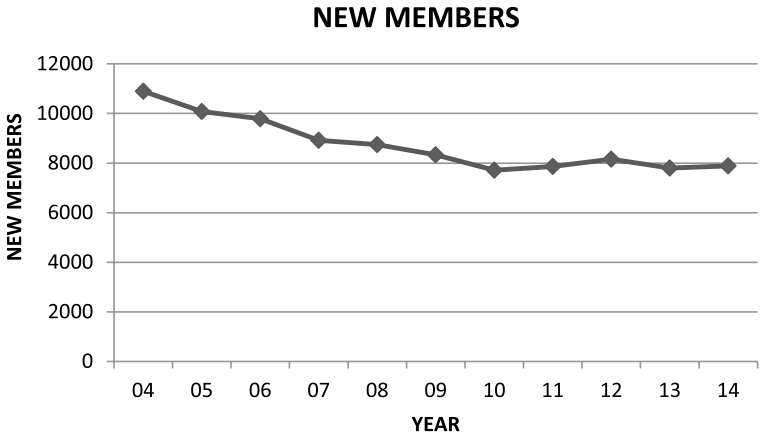
XVI. REPORT OF CONFERENCE STATISTICIAN

The statistical report for 2014 reveals an increase in both professions of faith and new members. Although all of the other statistics are trending downward still, an uptick in these two categories may signal a turnaround reflective of a church committed to making disciples of Jesus Christ for the transformation of the world.

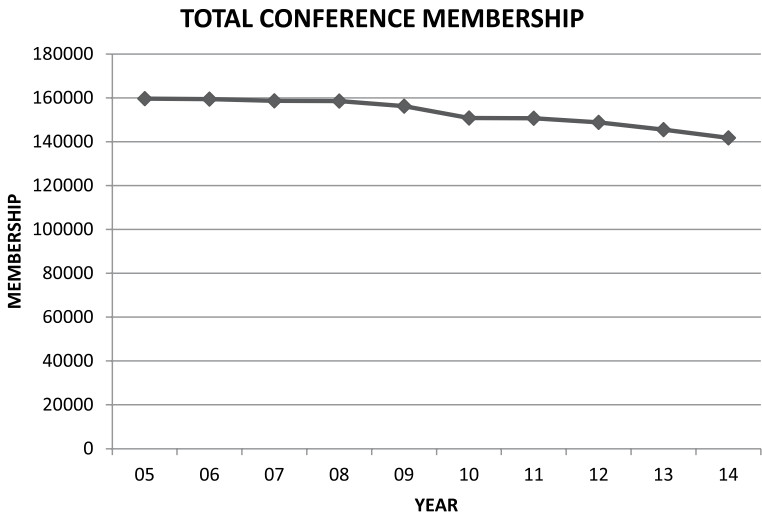
First, we rejoice and give thanks for the 3,227 persons who came to know Christ and joined our churches by profession of faith last year. This this is a 3.76% increase in professions of faith in 2014 over last year's results.



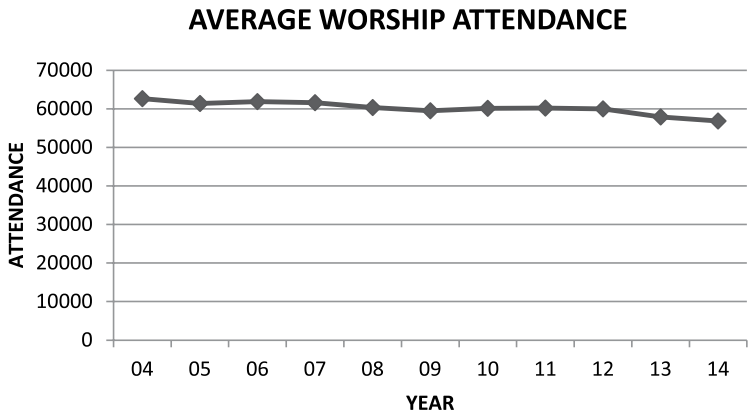
The number of new members received by our churches increased to 7884 in 2014, an increase of 89 persons or 1.14% from 2013.



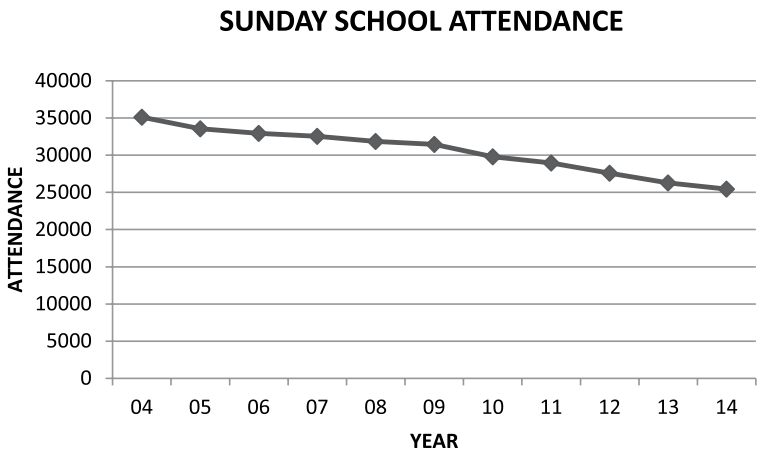
The total conference membership at the close of 2014 was 141,827 a decrease of 3,660 persons or 2.52% from 2013 and the ninth year in a row of decline. A number of churches once again removed members from their rolls through charge conference action. In addition, a new line was added to the statistical tables in 2009 allowing churches to correct total membership numbers without naming specific persons for charge conference action. Since our apportionments are based on membership as well as total finances, a number of churches appear to have taken advantage of this particular tool to correct their membership rolls. For 2014, 4,603 members were removed through charge conference action compared to the removal of 5,602 in 2013. In 2014, an additional 2,347 members were removed through simple correction. In 2013, 1,181 members were removed by correction.



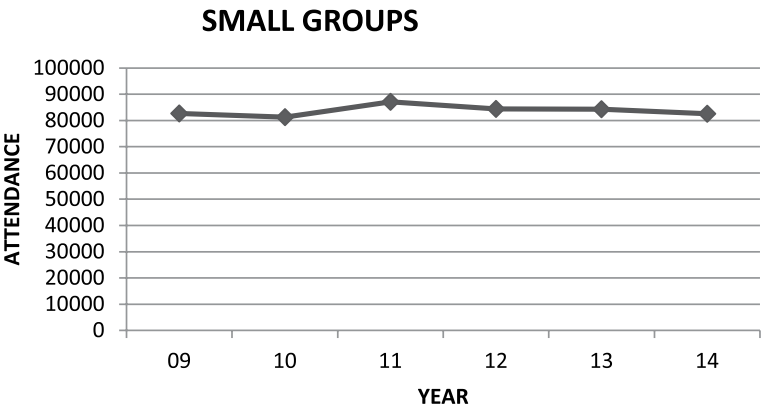
For 2014, the churches of the conference had a decrease of 1,088 persons or 1.88% decrease in average worship attendance compared to 2013.



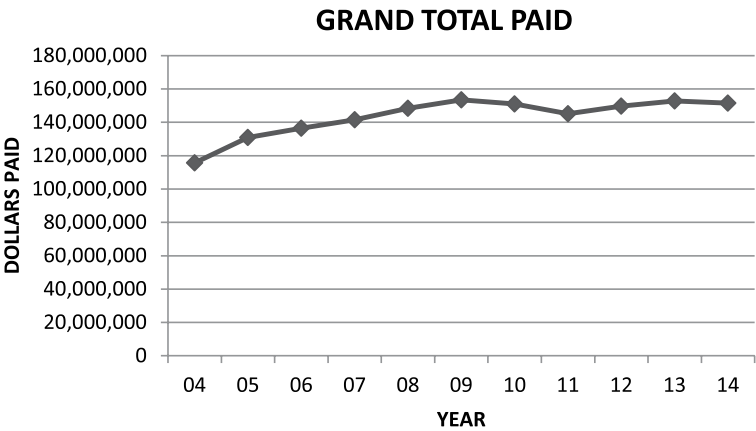
The average Sunday School attendance decreased to 25,465, a decrease of 801 persons or 3.05%. We continue to hope that participation in other small groups for learning accounts for some of the difference.



We only started tracking small group attendance in statistics four years ago. Many congregations promote small group attendance in addition to Sunday School if not in lieu of Sunday School. Participation in small groups was trending up over the first five years tracking period, although there was a decrease between 2013 and 2014. For the six year period, churches reported attendance of 82,665 in small groups in 2009 and 82,614 in 2014. This is a decrease of 51 individuals participating in bible study and fellowship!



The grand total paid to all causes decreased by .89% to \$151,418,949. We continue to be thankful for the faithful generosity of United Methodists in North Texas!



STATISTICAL

TABLES

2014

East District Table 1

CHURCH MEMBERSHIP																					
		RECEIVED						REMOVED						FULL MEMBERS AT CLOSE OF YEAR							
					Previous Year's Reporting Errors—Total Professing Membership By Addition	From Other United Methodist Churches	From Other Denominations	Charge Conference Action	Withdrawn	Previous Year's Reporting Errors—Total Professing Membership By Subtraction	Transfer To Other United Methodist Churches	Transfer To Other Denominations	Death	Asian	AA/Black	Hispanic/Latino	Native American	Pacific Islander	White	Multi-Racial	Total Professing Members At Close Of This Year
CHURCH NAME	PASTOR'S NAME	1	2A	2B	2C	3	4	5A	5B	5C	6	7	8	9A	9B	9C	9D	9E	9F	9G	9
1 Alew	Eston Williams	89	0	0	0	0	3	0	7	0	4	0	0	0	0	5	0	0	76	0	81
2 Annona	Don C. Benton	22	0	0	0	0	0	0	0	0	0	0	0	0	0	0	0	0	22	0	22
3 Boxelder	Don C. Benton	42	0	0	0	0	0	0	0	0	0	0	0	0	0	0	0	0	42	0	42
4 Lone Star	Don C. Benton	26	0	0	0	0	0	0	0	0	0	0	2	0	0	0	0	0	24	0	24
5 Arbala	Jim Goodwin	20	0	0	4	2	0	0	0	0	0	0	0	0	0	0	0	0	26	0	26
6 Gafford Chapel	Jim Goodwin	61	0	0	0	0	0	0	0	0	0	0	0	0	0	0	0	0	61	0	61
7 Avery	Jack Cloyd	112	8	3	0	0	6	0	0	6	0	1	0	0	0	0	0	0	122	0	122
8 Williams Chapel	Jack Cloyd	63	5	0	0	0	0	0	5	5	0	4	3	0	0	0	0	0	51	0	51
9 Birthright	Paul M. Bailey	55	0	0	0	0	0	0	0	0	0	0	0	0	0	0	0	0	55	0	55
10 Blanton Chapel	David Riley	16	0	0	0	0	0	0	0	0	0	0	0	0	0	0	0	0	16	0	16
11 Blossom	Susan Leddy	66	0	0	0	0	2	0	0	0	0	0	1	0	0	0	0	0	67	0	67
12 Shady Grove	Susan Leddy	13	0	0	0	0	0	0	0	0	0	0	1	0	0	0	6	0	6	0	12
13 Bogata	Edward Lee	151	0	0	0	2	0	0	0	0	0	0	3	0	0	10	0	0	140	0	150
14 Bonham First	Dyan Dietz	462	3	0	0	4	7	0	0	157	0	0	6	0	2	0	0	0	311	0	313
15 Bonham Wesley	Ricky Robbins	34	0	0	0	0	0	0	0	0	0	0	0	0	0	0	0	0	34	0	34
16 Telephone	Ricky Robbins	14	0	0	0	0	0	0	0	0	0	0	0	0	0	0	0	0	14	0	14
17 Caddo Mills	Debra A. Lyons	58	0	0	0	2	4	1	0	0	0	0	0	0	0	1	0	0	62	0	63
18 Celeste	Jay Henderson	167	0	0	0	0	0	30	0	29	6	5	4	0	0	3	0	0	90	0	93
19 Kingston	Jay Henderson	43	9	0	0	7	0	5	0	2	0	0	0	0	0	1	0	0	51	0	52
20 Charleston	R. Gary Regan	107	4	0	2	0	0	0	0	0	0	0	0	0	0	0	0	0	113	0	113
21 Clarksville McKenzie Mem.	Jerry Colgrove	134	0	0	0	0	0	0	0	0	0	0	2	0	0	1	0	0	131	0	132
22 Clarksville St. Paul	Ted Robinson	46	1	0	0	0	1	0	0	5	0	3	2	0	38	0	0	0	0	0	38
23 College Mound	Larry D. Davis	268	1	1	0	0	4	0	0	0	1	0	6	1	0	12	5	0	243	6	267
24 Commerce First	Gregory S. Neal	463	14	0	0	6	4	26	0	0	5	6	9	0	5	2	0	0	434	0	441
25 Como	Beverly Olsen	75	3	0	0	0	0	0	0	0	0	0	1	0	0	2	0	0	75	0	77

East District Table 1 (Continued)

CHURCH MEMBERSHIP																					
		RECEIVED						REMOVED						FULL MEMBERS AT CLOSE OF YEAR							
					Previous Year's Reporting Errors—Total Professing Membership By Addition	From Other United Methodist Churches	From Other Denominations	Charge Conference Action	Withdrawn	Previous Year's Reporting Errors—Total Professing Membership By Subtraction	Transfer To Other United Methodist Churches	Transfer To Other Denominations	Death	Asian	A.A./Black	Hispanic/Latino	Native American	Pacific Islander	White	Multi-Racial	Total Professing Members At Close Of This Year
CHURCH NAME	PASTOR'S NAME	1	2A	2B	2C	3	4	5A	5B	5C	6	7	8	9A	9B	9C	9D	9E	9F	9G	9
26 Pine Forest	Beverly Olsen	17	0	0	0	0	0	0	0	0	0	0	1	0	0	0	0	0	16	0	16
27 Cooper	Mark T. Moore	123	0	0	0	0	0	0	0	0	0	0	4	0	1	0	0	118	0	119	
28 Shooks Chapel	Mark T. Moore	26	0	0	0	0	0	0	0	0	26	0	0	0	0	0	0	0	0	0	28
29 Crandall	James Wilkins	56	1	0	0	1	0	0	0	0	0	0	3	0	0	2	0	0	53	0	55
30 Cumby	Duncan Graham	47	0	0	0	0	0	0	0	0	0	0	0	0	0	0	0	0	47	0	47
31 Cuthand	John Purviance	224	1	0	0	0	2	0	0	0	0	0	2	0	0	2	0	0	223	0	225
32 Deport	Debra R. May	98	3	2	0	0	0	9	7	0	0	2	3	0	0	4	2	0	76	0	82
33 Martin Memorial	TBS	40	0	0	0	0	0	0	0	0	0	0	1	0	0	0	0	0	39	0	39
34 Woodland	TBS	40	0	0	0	0	0	0	0	0	0	0	0	0	0	0	0	0	40	0	40
35 Ector	Dee Morton	82	0	0	0	0	0	0	0	0	1	3	5	0	0	2	0	0	71	0	73
36 Mulberry	Dee Morton	18	0	0	0	0	3	0	0	0	0	0	1	0	0	2	0	0	18	0	20
37 Enloe	Stacey Smith	52	0	0	0	0	0	0	0	0	0	0	0	0	0	0	0	0	52	0	52
38 Ben Franklin	Stacey Smith	23	0	0	0	0	0	0	0	0	0	0	0	0	0	0	0	0	19	0	19
39 Kavanaugh	Stephen Cotten	202	2	0	0	0	2	0	1	0	1	0	9	0	0	4	0	0	191	0	195
40 Salem-Kinser	Billy M. Shaddox	127	1	0	0	1	4	0	0	0	0	0	2	2	0	4	4	2	118	1	131
41 Floyd	Billy M. Shaddox	24	0	0	0	0	0	0	0	0	0	0	0	0	0	2	1	0	21	0	24
42 Campbell	Pam Zolczer	26	0	0	0	0	0	0	0	0	0	0	1	0	0	0	0	0	25	0	25
43 Caney	Pam Zolczer	11	0	0	0	0	0	0	0	0	0	0	0	0	0	0	0	0	11	0	11
44 Greenville Wesley	Gene Wisdom	926	5	0	0	3	5	0	0	0	14	2	17	1	2	1	1	3	898	0	906
45 Westview	Carolyn Allbritton	87	2	0	0	3	4	7	0	1	1	0	5	1	0	2	0	0	77	2	82
46 Wolfe City First	Carolyn Allbritton	138	1	0	0	1	0	0	0	0	1	2	1	0	5	0	0	0	130	1	136
47 Grove Hill	Jim McIntire	7	2	0	0	0	2	0	0	0	0	0	1	0	0	1	0	0	9	0	10
48 Honey Grove McKenzie	Vivian Crowson	117	2	0	0	0	2	0	0	0	0	0	2	0	0	0	0	0	116	3	119
49 Forest Hill	Vivian Crowson	25	1	0	0	0	0	0	0	1	0	0	2	0	0	1	0	0	21	1	23
50 Kaufman	Elizabeth Kellner	356	0	0	0	5	2	0	0	4	6	2	3	0	0	4	0	0	339	5	349

East District Table 1 (Continued)

CHURCH MEMBERSHIP																					
		RECEIVED						REMOVED						FULL MEMBERS AT CLOSE OF YEAR							
																					Total Professing Members At Close Of This Year
		Total Professing Members At Close Of Last Year	This Year On Profession Of Christian Faith	Restored By Affirmation	Previous Year's Reporting Errors—Total Professing Membership By Addition	From Other United Methodist Churches	From Other Denominations	Change Conference Action	Withdrawn	Previous Year's Reporting Errors—Total Professing Membership By Subtraction	Transfer To Other United Methodist Churches	Transfer To Other Denominations	Death	Asian	AA/Black	Hispanic/Latino	Native American	Pacific Islander	White	Multi-Racial	
CHURCH NAME	PASTOR'S NAME	1	2A	2B	2C	3	4	5A	5B	5C	6	7	8	9A	9B	9C	9D	9E	9F	9G	9
51 Kemp	Robert Williams	73	3	0	0	1	1	0	0	0	0	0	1	0	0	0	0	0	77	0	77
52 Becker	Robert Williams	46	2	0	0	1	0	0	0	0	0	0	2	0	0	0	0	0	47	0	47
53 Ladonia	Michael Rowe	38	0	0	0	0	0	0	0	0	0	0	0	0	0	0	0	0	38	0	38
54 Pecan Gap	Michael Rowe	52	0	0	0	0	0	0	0	0	0	0	0	3	0	0	0	0	49	0	52
55 Leonard	Adam Spore	197	1	3	0	0	0	0	0	0	0	0	2	0	0	0	0	0	199	0	199
56 Lone Oak	Susan Gross	58	2	0	0	0	0	0	0	0	0	0	2	0	0	0	0	0	58	0	58
57 Mabank	Dana Coker	353	14	0	0	0	0	91	0	0	0	0	5	0	4	13	0	0	254	0	271
58 Miller Grove	Howard Strickland	60	3	0	0	0	0	0	0	0	0	0	0	0	0	0	0	0	63	0	63
59 Mt. Vernon First	John Jack Wallace	397	11	2	0	6	5	0	2	0	8	2	5	0	2	3	2	0	396	1	404
60 Saltillo	John Jack Wallace	8	0	0	0	0	0	0	0	0	0	0	1	0	0	0	0	0	7	0	7
61 Old Saltillo	John Jack Wallace	11	0	0	0	0	0	0	0	0	0	0	0	0	0	0	0	0	11	0	11
62 Belk	Mark Hutchison	42	0	0	0	2	0	0	0	0	0	0	3	0	0	0	0	0	41	0	41
63 Chicota	Mark Hutchison	13	0	0	0	0	0	0	0	0	0	0	0	0	0	0	0	0	13	0	13
64 Powderly First	Mark Hutchison	104	0	0	0	3	0	0	0	0	0	0	1	0	0	0	0	0	106	0	106
65 Mount Tabor-Sumner	Mark Hutchison	18	0	0	0	0	0	0	0	0	0	0	0	0	0	0	0	0	18	0	18
66 Wilson Chapel	Steve W. Gibbs	20	0	0	0	2	0	0	0	0	0	0	0	0	0	0	0	0	22	0	22
67 Rosser First	Steve W. Gibbs	33	0	0	0	0	0	0	0	0	0	0	1	0	0	0	0	0	32	0	32
68 Calvary	E. Ben Read	549	4	0	0	7	2	22	2	0	4	0	12	1	1	0	0	0	520	0	522
69 Paris First	Rob Spencer	761	6	2	0	4	31	0	2	0	3	3	14	0	0	0	1	0	781	0	782
70 Mt. Zion	Eddie Jean Adams	132	0	0	0	2	1	0	0	0	2	2	1	0	130	0	0	0	130	0	130
71 Oak Park	Judith Brandt	93	1	0	0	2	0	10	1	0	0	0	4	0	0	0	0	0	81	0	81
72 Pickton	Henry Suche	72	0	0	0	2	0	0	0	0	0	3	2	0	0	0	0	0	69	0	69
73 Poetry	Kathryn Curbo	47	0	0	0	0	0	0	0	0	0	0	2	0	0	0	0	0	45	0	45
74 Quinlan First	Eric Rothe	306	5	1	2	3	3	23	1	0	6	1	1	2	0	10	3	0	270	3	288
75 Roxton	Edrue Dodd	72	5	0	0	0	0	0	0	0	0	0	3	0	0	0	0	0	74	0	74

East District Table 1 (Continued)

CHURCH MEMBERSHIP																					
		RECEIVED						REMOVED						FULL MEMBERS AT CLOSE OF YEAR							
		Total Professing Members At Close Of Last Year	This Year On Profession Of Christian Faith	Restored By Affirmation	Previous Year's Reporting Errors—Total Professing Membership By Addition	From Other United Methodist Churches	From Other Denominations	Charge Conference Action	Withdrawn	Previous Year's Reporting Errors—Total Professing Membership By Subtraction	Transfer To Other United Methodist Churches	Transfer To Other Denominations	Death	Asian	A.A/Black	Hispanic/Latino	Native American	Pacific Islander	White	Multi-Racial	Total Professing Members At Close Of This Year
CHURCH NAME	PASTOR'S NAME	1	2A	2B	2C	3	4	5A	5B	5C	6	7	8	9A	9B	9C	9D	9E	9F	9G	9
76 Sulphur Springs First	Pete Adrian	988	10	0	0	5	11	1	0	0	5	2	15	5	5	4	0	0	977	0	991
77 Sulphur Bluff	David Larkin	42	0	0	0	0	0	0	0	0	0	0	1	1	0	0	0	0	40	0	41
78 Tira	David Larkin	36	0	0	0	0	0	0	0	0	0	0	0	0	0	0	0	0	36	0	36
79 Wesley Sulphur Springs	Steven B. Cook	188	6	0	0	2	3	6	4	0	0	4	5	0	2	4	0	0	174	0	180
80 Terrell First	Charles Aaron	445	0	0	0	5	0	0	2	0	10	0	9	6	1	0	0	0	419	3	429
81 Terrell Warren Chapel	Doris L. Smith	26	2	0	0	0	0	0	0	0	0	0	2	0	26	0	0	0	0	0	26
82 Trenton	Kathy McLean-Daavis	137	1	0	0	0	1	0	0	0	0	2	0	0	0	3	0	0	134	0	137
83 Virginia Point	Louella Williams	59	5	0	0	0	0	0	0	0	0	0	0	0	0	0	0	0	64	0	64
84 Windom	TBS	40	3	0	0	0	0	0	0	0	0	0	1	0	0	0	0	0	42	0	42
85 Lannius	TBS	18	0	0	0	0	0	0	0	0	0	0	4	0	0	0	0	0	14	0	14
86 Winnsboro First	Michael R. Langdon	281	5	0	0	3	7	11	0	0	2	1	11	0	1	0	0	0	270	0	271
87 Tinney Chapel	Jim Hilton	75	0	0	0	1	5	11	0	0	2	0	1	0	0	1	14	0	52	0	67
88 White Rock	Closed	0	0	0	0	0	0	0	0	0	0	0	0	0	0	0	0	0	0	0	0
89 EAST DISTRICT	Victor Casad	0	0	0	0	0	0	0	0	0	0	0	0	0	0	0	0	0	0	0	0
TOTAL 2014		11389	158	14	8	88	127	253	34	210	112	50	214	23	224	107	39	5	10487	26	10911
TOTAL 2013		11952	124	31	26	162	124	404	88	98	122	98	220	21	233	103	33	5	10970	24	11389
Inc/Dec 2014 over 2013		-563	34	-17	-18	-74	3	-151	-54	112	-10	-48	-6	2	-9	4	6	0	-483	2	-478

East District Table 2

	CHURCH MEMBERSHIP						CHURCH SCHOOL AND SMALL GROUP MINISTRIES										UMM		UMW	
									</											

East District Table 2 (Continued)

	CHURCH MEMBERSHIP							CHURCH SCHOOL AND SMALL GROUP MINISTRIES										UMM		UMW	
	CHURCH NAME	10	11a	11b	12	13	14	15	16	17	18	19	20	21	22	23	24	25a	25b	26a	26b
26	Pine Forest	11	0	0	0	0	0	0	0	0	8	8	8	0	1	0	0	0	0	0	26
27	Cooper	40	0	0	19	0	0	8	1	0	35	44	31	0	8	0	0	11	313	14	400
28	Shooks Chapel	1	0	0	0	0	0	0	0	0	0	0	0	0	0	0	0	0	0	0	28
29	Crandall	19	0	1	1	12	0	10	6	4	10	30	15	10	2	2	1	6	0	6	0
30	Cumby	22	0	0	1	8	0	7	0	0	0	7	4	25	1	0	0	0	0	6	800
31	Cuthand	202	3	4	31	60	0	80	50	40	50	220	62	150	9	3	2	25	0	35	0
32	Deport	33	0	0	0	0	0	10	0	0	20	30	20	48	3	0	0	0	0	12	100
33	Martin Memorial	15	0	0	0	0	0	0	0	0	0	0	4	0	0	3	2	0	0	8	12500
34	Woodland	15	0	2	0	7	0	0	0	0	18	18	15	0	1	1	0	0	0	0	0
35	Ector	28	0	0	0	14	0	2	0	2	32	36	8	15	2	2	2	0	0	10	1525
36	Mulberry	11	0	0	0	2	0	0	0	1	13	14	6	1	1	1	1	0	0	0	0
37	Enloe	30	0	0	0	0	0	2	4	0	0	6	14	0	2	0	0	0	0	6	0
38	Ben Franklin	17	0	0	0	0	0	0	5	0	14	19	17	0	1	0	0	0	0	0	0
39	Kavanaugh	80	4	2	55	14	0	25	6	0	70	101	41	35	8	4	3	0	0	0	0
40	Salem-Kinser	52	1	1	9	22	0	6	2	2	34	44	24	0	4	5	4	0	0	0	0
41	Floyd	13	0	0	0	10	0	0	2	3	10	15	10	0	2	1	2	0	0	0	0
42	Campbell	14	0	0	0	0	0	0	0	0	0	0	0	0	0	0	0	0	0	0	0
43	Caney	7	1	0	2	0	0	1	0	0	5	6	3	0	1	0	1	0	0	0	0
44	Greenville Wesley	318	12	0	63	53	13	66	65	24	318	473	188	101	14	13	7	0	0	16	2925
45	Westview	53	5	0	21	8	2	11	3	1	29	44	27	28	5	2	2	0	0	0	0
46	Wolfe City First	45	2	1	2	20	0	8	2	1	15	26	14	46	5	2	3	0	0	12	600
47	Grove Hill	15	0	2	0	0	0	0	0	0	0	0	0	0	0	4	0	0	0	0	0
48	Honey Grove McKenzie	45	2	0	17	25	0	4	5	0	21	30	10	0	2	2	3	0	0	21	1200
49	Forest Hill	14	0	0	0	8	0	0	1	0	0	1	6	0	2	0	0	0	0	0	0
50	Kaufman	101	2	0	9	33	0	22	17	12	73	124	43	63	7	4	3	55	6766	77	3377

East District Table 2 (Continued)

	CHURCH MEMBERSHIP										CHURCH SCHOOL AND SMALL GROUP MINISTRIES										UMM		UMW	
	Avg Attendance At All Weekly Worship Services	Number Of Persons Baptized This Year (0-12 yrs)	Number Of Persons Baptized This Year (13 yrs -older)	Baptized Members Who Are Not Professing Members	Number Of Other Constituents	Total Enrolled In Confirmation Classes This Year	Children In All Christian Formation Groups And Small Group Ministries	Youth In All Christian Formation Groups And Small Group Ministries	Young Adults In All Christian Formation Groups And Small Group Ministries	Adults In All Christian Formation Groups And Small Group Ministries	Total Christian Formation Participants	Avg Weekly Attendance (all ages) In Sunday School	Participants In Vacation Bible School	Number Of Classes and Other Small Groups (All Ages) For Learning In Sunday School	Number Of Classes and Other Small Groups (All Ages) For Learning Other Than Sunday School	Number Of Short-Term Classes And Small Groups (All Ages)	Membership In United Methodist Men	Amount Paid for Projects	Membership In United Methodist Women	Amount Paid For Local Church And Community Work	25a	25b	26a	26b
CHURCH NAME	10	11a	11b	12	13	14	15	16	17	18	19	20	21	22	23	24	25a	25b	26a	26b				
51 Kemp	33	0	3	20	66	0	13	6	3	20	42	20	0	7	0	2	0	0	0	0	51			
52 Becker	23	0	0	4	17	0	0	0	0	4	4	4	0	1	0	0	0	0	0	0	52			
53 Ladonia	12	0	0	4	0	0	1	2	0	10	13	7	0	1	0	3	0	0	0	0	53			
54 Pecan Gap	27	0	0	1	4	0	5	2	0	18	25	12	35	2	0	3	0	0	14	1134	54			
55 Leonard	108	1	0	31	163	1	20	27	10	99	156	55	72	5	2	5	22	3240	51	4555	55			
56 Lone Oak	30	0	0	0	0	0	0	1	0	13	14	14	0	0	1	1	0	0	12	1000	56			
57 Mabank	180	3	7	0	182	0	86	97	0	109	292	40	96	10	11	3	0	0	0	0	57			
58 Miller Grove	35	2	5	6	12	0	5	0	0	0	5	5	0	1	0	0	0	0	0	0	58			
59 Mt. Vernon First	216	3	1	36	103	13	269	56	0	204	529	75	160	8	12	13	0	0	340	4000	59			
60 Saltillo	5	0	0	0	5	0	0	0	0	5	5	5	0	1	0	0	0	0	0	0	60			
61 Old Saltillo	11	0	0	0	5	0	0	0	0	7	7	7	0	1	0	0	0	0	0	0	61			
62 Belk	19	0	0	0	4	0	0	4	0	10	14	0	0	0	0	0	0	0	4	0	62			
63 Chicota	18	0	0	0	8	0	0	0	0	6	6	0	0	0	0	0	0	0	4	0	63			
64 Powderly First	36	0	1	0	12	0	6	3	1	23	33	15	0	2	1	1	0	0	20	1000	64			
65 Mount Tabor-Summer	16	0	0	0	4	0	0	0	0	5	5	14	0	1	1	0	0	0	1	0	65			
66 Wilson Chapel	12	0	0	7	0	0	0	0	0	0	0	0	0	0	0	0	0	0	0	0	66			
67 Rosser First	17	0	0	0	0	0	0	0	0	0	0	0	0	0	0	0	0	0	0	0	67			
68 Calvary	171	0	0	63	78	4	10	15	0	110	135	113	40	10	1	3	28	1500	57	1050	68			
69 Paris First	383	6	1	92	185	0	95	35	28	219	377	172	90	19	4	4	15	300	20	600	69			
70 Mt. Zion	51	2	0	0	1	0	8	11	0	24	43	21	0	6	3	2	13	0	17	120	70			
71 Oak Park	45	0	0	0	0	0	0	0	0	15	15	23	0	3	0	0	5	200	3	300	71			
72 Pickton	32	0	0	0	3	0	11	5	2	20	38	19	0	4	2	0	0	0	16	230	72			
73 Poetry	26	2	0	2	2	0	2	0	1	22	25	7	0	1	3	2	0	0	0	0	73			
74 Quinlan First	140	0	0	0	63	0	15	10	0	63	88	74	100	8	5	2	25	2000	45	2200	74			
75 Roxton	34	0	0	0	12	0	0	11	0	21	32	10	22	1	2	1	0	0	11	165	75			

East District Table 2 (Continued)

		CHURCH MEMBERSHIP						CHURCH SCHOOL AND SMALL GROUP MINISTRIES										UMM		UMW				

East District Table 3

	MISSION AND COMMUNITY MINISTRIES					PROPERTY AND OTHER ASSETS				CONNECTIONAL PROGRAMS						
	CHURCH NAME	27a	27b	29	30	31	32	33	34	35a	35b	37	38	39	40	41
		Number Of Persons Sent On UMWYM Teams From Local Church	Number Of Persons Sent On UMWYM Teams From Local Church	Number Of Persons Served By Community Ministries For Outreach, Justice, And Mercy	Number Of Persons Served By Community Ministries For Daycare And/or Education	Market Value Of Church-Owned Land, Buildings And Equipment	Market Value Of Other Church-Owned Assets	Debt Secured By Church Physical Assets	Other Debt	Total PAID By Local Church For All Apportioned Causes To AC Treasurer	Total APPOINTED To Local Church For All Causes Paid To AC Treasurer	General Advance Specials	World Service Special Gifts	Annual Conference Advance Specials	Youth Service Fund	Other Funds For Connectional Mission And Ministry
1	Aley	0	0	20	0	1645	406200	48508	0	11525	11525	0	0	0	0	0
2	Annona	0	0	15	0	50	601654	13500	0	2284	2284	0	0	0	0	0
3	Boxelder	0	0	15	0	125	419091	40100	0	3894	3894	0	0	50	0	0
4	Lone Star	0	0	15	0	50	79000	65376	0	1941	1941	100	0	100	0	0
5	Arbala	0	0	0	0	70	95000	101500	0	1709	1709	0	0	25	0	0
6	Gafford Chapel	0	0	25	0	70	663365	60465	115000	6206	6206	0	0	25	0	400
7	Avery	0	0	0	0	487	951577	91643	0	7250	7250	0	0	0	0	0
8	Williams Chapel	0	0	0	0	115	71379	120303	0	3976	3976	0	0	0	0	0
9	Birthright	0	0	10	0	1010	403800	33113	0	2957	2957	0	0	50	0	0
10	Blanton Chapel	0	0	0	0	0	120000	4074	0	1026	1026	0	0	0	0	0
11	Blossom	0	0	20	8	1500	408000	40455	0	4274	4274	0	0	0	0	0
12	Shady Grove	0	0	7	0	300	27000	7755	0	538	538	0	0	0	0	0
13	Bogata	0	0	10	0	525	993818	41539	0	16163	16163	0	0	0	0	0
14	Bonham First	0	0	23	130	326	1906500	19149	0	37642	37642	0	0	0	0	0
15	Bonham Wesley	0	0	0	0	0	591680	5000	0	2748	2748	0	0	0	0	0
16	Telephone	0	0	0	0	0	52000	8183	0	1176	1176	0	0	0	0	0
17	Caddo Mills	0	0	40	0	130	498000	143025	0	6209	6209	0	0	200	0	466
18	Celeste	0	0	12	0	56	872165	30154	117165	9023	9023	0	0	0	0	0
19	Kingston	0	0	10	0	32	239769	15619	0	2707	2707	0	0	0	0	0
20	Charleston	0	0	25	0	345	70500	22388	0	6228	6228	0	0	2000	0	0
21	Clarksville McKenzie Mem.	0	0	0	0	0	2152576	78343	0	13181	13181	0	0	0	0	450
22	Clarksville St. Paul	0	0	3	0	25	145000	7500	0	3299	2000	0	0	0	0	0
23	College Mound	0	0	25	0	2000	1750000	49000	0	21727	21727	0	0	0	0	0
24	Commerce First	0	0	279	120	1940	7191905	1856051	0	47315	47315	850	0	500	0	466
25	Como	0	0	5	15	50	572981	384051	0	6060	6060	0	0	0	0	0

East District Table 3 (Continued)

	MISSION AND COMMUNITY MINISTRIES					PROPERTY AND OTHER ASSETS				CONNECTIONAL PROGRAMS							
	CHURCH NAME	27a	27b	28	29	30	31	32	33	34	35a	35b	37	38	39	40	41
26	Pine Forest	0	0	8	0	425	85000	24750	0	0	1093	1093	0	0	0	0	0
27	Cooper	0	0	30	0	5250	1500000	34394	9012	0	11458	8021	0	0	0	0	0
28	Shooks Chapel	0	0	0	0	0	25400	2797	0	0	2898	2898	0	0	0	0	0
29	Crandall	0	0	4	0	16373	400000	2840	0	0	3126	3126	150	0	1400	0	0
30	Cumby	0	0	15	0	175	366601	27363	0	0	1864	1864	0	0	0	0	0
31	Cuthand	0	0	6	0	200	576000	131465	0	0	13136	13136	0	0	0	0	0
32	Deport	0	0	0	0	652	762025	44097	0	0	7376	7376	0	0	0	0	0
33	Martin Memorial	0	0	0	0	0	500000	45000	0	0	4164	4164	50	0	2	0	0
34	Woodland	0	0	0	0	0	155000	8500	0	0	3894	3894	0	0	0	0	0
35	Ector	0	0	15	0	400	478500	58245	0	0	3921	3921	0	0	0	0	0
36	Mulberry	0	0	0	0	150	189000	18926	0	0	1410	1410	0	0	0	0	0
37	Enloe	0	0	0	0	0	187000	34298	0	0	2814	2814	0	0	0	0	0
38	Ben Franklin	0	0	0	0	0	150000	875	0	0	1669	1669	0	0	0	0	0
39	Kavanaugh	0	0	62	65	250	5626447	975089	0	0	33208	33208	0	0	0	0	946
40	Salem-Kinser	0	0	20	30	26	1784861	84892	0	0	12296	12296	0	0	0	0	0
41	Floyd	0	0	8	18	18	149048	40178	0	0	1768	1768	0	0	0	0	0
42	Campbell	0	0	0	0	0	210000	10104	0	0	1945	1945	0	0	15	0	0
43	Caney	0	0	0	0	0	65563	3038	0	0	600	600	0	0	0	0	0
44	Greenville Wesley	0	0	202	76	2670	10773141	1000963	2233991	0	86675	86675	610	0	1225	0	1923
45	Westview	0	0	25	0	150	1684956	10000	52706	0	12032	12032	0	0	0	0	365
46	Wolfe City First	0	0	20	0	350	1266617	27157	0	0	13727	13727	0	0	0	0	0
47	Grove Hill	0	0	0	0	0	95000	43229	0	0	1054	1054	0	0	0	0	0
48	Honey Grove McKenzie	0	0	5	0	50	1389079	390290	0	0	11023	11023	135	0	0	0	0
49	Forest Hill	0	0	0	0	0	47000	10306	0	0	2013	2013	0	0	0	0	0
50	Kaufman	0	0	30	22	2945	2330000	156180	0	0	32181	32181	344	0	0	0	0

East District Table 3 (Continued)

	MISSION AND COMMUNITY MINISTRIES					PROPERTY AND OTHER ASSETS				CONNECTIONAL PROGRAMS									
	CHURCH NAME	27a	27b	28	29	30	31	32	33	34	35a	35b	37	38	39	40	41		
							Market Value Of Church-Owned Land, Buildings And Equipment	Market Value Of Other Church-Owned Assets	Debt Secured By Church Physical Assets	Other Debt	Total APPORTIONED To Local Church For All Causes Paid To AC Treasurer	Total PAID By Local Church For All Apportioned Causes To AC Treasurer	General Advance Specials Gifts	World Service Special Gifts	Annual Conference Advance Specials	Youth Service Fund	Other Funds For Connectional Mission And Ministry		
51	Kemp	0	0	20	0	289	646700	93425	0	0	7049	7049	0	0	0	0	0	0	51
52	Becker	0	0	1	0	200	189604	79461	0	0	3301	3301	0	0	0	0	0	0	52
53	Ladonia	0	0	3	0	350	217382	20196	0	0	2680	2680	0	0	0	0	0	0	53
54	Pecan Gap	0	0	18	0	350	239769	223203	0	0	4132	4132	100	0	0	0	277	54	
55	Leonard	0	27	44	0	350	1472000	176220	0	0	17319	17319	792	0	0	0	762	55	
56	Lone Oak	0	0	0	0	250	601500	83075	0	0	5645	5645	125	0	525	0	365	56	
57	Mabank	2	2	200	686	11300	2223098	328191	457953	0	46890	46890	85	0	1	0	392	57	
58	Miller Grove	0	0	1	0	275	331200	107908	0	0	3028	3028	0	0	0	0	0	58	
59	Mt. Vernon First	0	0	70	92	1656	7882250	258873	0	33582	62408	62408	526	0	100	0	296	59	
60	Saltillo	0	0	0	0	0	85000	26878	0	0	501	501	0	0	0	0	0	60	
61	Old Saltillo	0	0	0	0	0	238000	58157	0	0	666	666	0	0	0	0	0	61	
62	Belk	0	0	4	0	250	190000	133000	0	0	2986	2986	0	0	0	0	0	62	
63	Chicota	0	0	2	0	250	94900	14000	0	0	1573	1573	0	0	0	0	0	63	
64	Powderly First	0	0	15	3	300	261000	125727	0	0	5594	5594	0	0	0	0	0	64	
65	Mount Tabor-Summer	0	0	2	0	250	153300	53100	0	0	1922	1922	0	0	0	0	0	65	
66	Wilson Chapel	0	0	0	0	0	100000	1025	0	0	1725	1725	0	0	0	0	0	66	
67	Rosser First	0	0	0	0	0	53000	1828	0	0	2014	2014	0	0	0	0	0	67	
68	Calvary	0	0	35	32	500	2858642	551420	0	0	45332	45332	0	0	100	0	0	68	
69	Paris First	0	0	111	180	7350	9975000	2088847	0	0	82539	82539	0	0	6000	0	7379	69	
70	Mt. Zion	0	0	28	0	217	563800	177700	10680	0	9328	9328	0	0	0	0	0	70	
71	Oak Park	0	0	0	0	0	20129510	42000	0	0	15043	1504	0	0	0	0	0	71	
72	Pickton	0	0	0	0	0	530450	80086	0	0	4346	4346	0	0	0	0	0	72	
73	Poetry	0	0	30	0	1800	50526	87617	0	0	3919	3919	0	0	750	0	548	73	
74	Quinlan First	0	0	67	1500	8947	1910000	201000	405390	0	26707	26707	0	0	0	0	0	74	
75	Roxton	0	0	8	0	200	789500	98701	0	0	9879	9879	0	0	0	0	0	75	

East District Table 3 (Continued)

		MISSION AND COMMUNITY MINISTRIES					PROPERTY AND OTHER ASSETS				CONNECTIONAL PROGRAMS						
		Number Of Persons Sent On UMWYM Teams From Local Church		Number of persons engaged in mission	Number Of Persons Served By Community Ministries For Outreach, Justice, And Mercy	Number Of Persons Served By Community Ministries For Daycare And/Oc Education	Market Value Of Church-Owned Land, Buildings And Equipment	Market Value Of Other Church-Owned Assets	Debt Secured By Church Physical Assets	Other Debt	Total APPORTIONED To Local Church For All Causes Paid To AC Treasurer	Total PAID By Local Church For All Apportioned Causes To AC Treasurer	General Advance Specials Gifts	World Service Special Gifts	Annual Conference Advance Specials	Youth Service Fund	Other Funds For Connectional Mission And Ministry
CHURCH NAME		27a	27b	28	29	30	31	32	33	34	35a	35b	37	38	39	40	41
76	Sulphur Springs First	1	11	125	40	1510	6287190	552520	193214	0	101300	101300	0	0	2300	0	2935
77	Sulphur Bluff	0	0	4	0	128	250000	48746	0	0	3557	3557	0	0	0	0	0
78	Tira	0	0	4	0	25	212180	82532	0	0	3309	3309	0	0	0	0	0
79	Wesley Sulphur Springs	0	0	25	53	737	3117060	224610	0	0	25308	25308	608	0	0	0	0
80	Terrell First	0	0	10	200	1040	2361021	472680	0	0	32658	32658	518	0	0	0	38
81	Terrell Warren Chapel	0	0	7	0	50	135000	4749	0	0	3211	3211	450	0	0	0	0
82	Trenton	0	0	56	0	1950	1714800	98295	0	0	15870	15870	726	0	0	0	0
83	Virginia Point	0	0	0	0	625	193084	132699	0	0	4158	4158	0	0	0	0	0
84	Windom	0	0	6	0	150	375000	104950	0	0	2504	2504	0	0	0	0	602
85	Lannius	0	0	0	0	0	34030	2314	0	0	795	795	0	0	0	0	0
86	Winnboro First	1	3	33	0	251	2321326	99147	0	0	26481	26481	185	0	0	0	0
87	Tinney Chapel	0	0	36	0	718	1319638	32811	0	0	7147	7147	200	0	200	0	326
88	White Rock	0	0	0	0	0	81481	0	0	0	1201	783	0	0	0	0	0
89	EAST DISTRICT	0	0	0	0	0	0	0	0	0	0	18693	0	0	0	0	0
TOTAL 2014		4	43	1974	3270	83203	122267139	13439461	3595111	105327	1082428	1082428	6554	0	15568	0	18936
TOTAL 2013		3	40	1806	3720	85038	120791146	13664337	4088126	116971	1074170	1074170	55262	0	11901	0	10231
Inc/Dec 2014 over 2013		1	3	168	-450	-1835	1475993	-224876	-493015	-11644	8258	8258	-48708	0	3667	0	8705

East District Table 4

		CONNECTIONAL PROGRAMS								MINISTERIAL SUPPORT									
		Annual Conference Special Sunday Offerings	Benevolences Directly To UM Causes (Not To AC Treasurer)	Benevolences Paid Directly To Non-UM Benevolent And Charitable Causes	Human Relations Day	One Great Hour Of Sharing	Peace With Justice	Native American Ministries	World Communion	UM Student Day	Direct-Billed Clergy Non-Health Benefits (Pension)	Direct-Billed Clergy Health Benefits	Base Compensation To Pastor	Base Compensation To Associate(s)	Housing And Utilities And/Or Related Allowances—Pastor And Associate(s)	Accountable Reimbursements—Pastor And Associate(s)	Other Cash Allowances (Non-Accountable)—Pastor And Associate(s)	Salary And Benefits For Deacons	
	CHURCH NAME	42	43	44	45a	45b	45c	45d	45e	45f	46	47	48	49	50	51	52	53	
1	Aley	0	0	7057	0	0	0	0	0	0	7273	8811	50677	0	15000	9131	2892	0	1
2	Annona	0	0	0	0	0	0	0	0	0	0	0	4800	0	0	0	0	0	2
3	Boxelder	200	0	1800	0	0	0	0	0	0	0	0	12000	0	0	0	4872	0	3
4	Lone Star	200	0	0	0	0	0	0	0	0	0	0	4800	0	0	0	1200	0	4
5	Arbala	0	0	1980	0	0	0	0	0	0	0	0	4600	0	75	1610	115	0	5
6	Gafford Chapel	0	0	14020	0	0	0	0	0	0	0	0	15400	0	0	6160	1540	0	6
7	Avery	410	0	3147	0	0	0	0	0	0	0	0	7000	0	0	0	0	0	7
8	Williams Chapel	0	0	0	0	0	0	0	0	0	0	0	7500	0	0	0	0	0	8
9	Birthingright	450	450	2970	0	0	0	0	0	0	0	0	4200	0	4200	0	0	0	9
10	Blanton Chapel	0	0	0	0	0	0	0	0	0	0	0	3900	0	0	0	0	0	10
11	Blossom	0	0	0	0	0	0	0	0	0	0	0	200	0	10500	1537	0	0	11
12	Shady Grove	0	0	0	0	0	0	0	0	0	0	0	200	0	1500	600	0	0	12
13	Bogata	0	0	2797	0	0	0	0	0	0	4576	6369	36708	0	8378	2666	0	0	13
14	Bonham First	0	0	1887	0	0	0	0	0	0	6878	8811	42000	0	6000	0	0	0	14
15	Bonham Wesley	0	1025	769	0	0	0	0	0	0	0	0	6000	0	0	0	0	0	15
16	Telephone	0	0	0	0	0	0	0	0	0	0	0	3600	0	0	0	0	0	16
17	Caddo Mills	0	0	1110	0	0	0	0	0	0	5056	7212	31256	0	6000	0	0	0	17
18	Celeste	0	0	3075	0	0	0	0	0	0	3686	0	17246	0	3088	3487	0	0	18
19	Kingston	0	0	772	0	0	0	0	0	0	1228	0	7753	0	1087	1162	0	0	19
20	Charleston	0	0	19707	0	0	0	0	0	0	0	0	0	0	12000	2400	0	0	20
21	Clarksville McKenzie Mem.	119	0	0	0	0	0	0	0	0	3024	4086	31068	0	16005	0	0	0	21
22	Clarksville St. Paul	0	0	300	0	0	0	0	0	0	0	0	6000	0	0	0	0	0	22
23	College Mound	0	400	700	0	0	0	0	0	0	6963	8811	25952	0	20000	0	25927	0	23
24	Commerce First	0	9312	14401	0	0	0	0	0	0	9340	11014	53526	9943	10998	3500	0	0	24
25	Como	0	0	0	0	0	0	0	0	0	4000	0	16616	0	8400	0	400	0	25

East District Table 4 (Continued)

		CONNECTIONAL PROGRAMS									MINISTERIAL SUPPORT							
		Annual Conference Special Sunday Offerings	Benevolences Directly To LM Causes (Not To AC Treasurer)	Benevolences Paid Directly To Non-UM Benevolent And Charitable Causes	Human Relations Day	One Great Hour Of Sharing	Peace With Justice	Native American Ministries	World Communion	UM Student Day	Direct-Billed Clergy Non-Health Benefits (Pension)	Direct-Billed Clergy Health Benefits	Base Compensation To Pastor	Base Compensation To Associate(s)	Housing And Utilities And/Or Related Allowances—Pastor And Associate(s)	Accountable Reimbursements—Pastor And Associate(s)	Other Cash Allowances (Non-Accountable)—Pastor And Associate(s)	Salary And Benefits For Deacons
	CHURCH NAME	42	43	44	45a	45b	45c	45d	45e	45f	46	47	48	49	50	51	52	53
26	Pine Forest	0	0	5285	0	0	0	0	0	0	0	0	10536	0	0	0	0	0
27	Cooper	0	0	0	0	0	0	0	0	0	5722	7210	24203	0	6000	1262	1442	0
28	Shooks Chapel	0	0	0	0	0	0	0	0	0	1380	1465	7287	0	0	0	0	0
29	Crandall	279	1400	1045	0	0	0	0	0	0	0	0	700	0	11088	349	0	0
30	Cumby	0	0	0	0	0	0	0	0	0	0	0	0	0	12650	0	0	0
31	Cuthand	0	2919	16236	0	0	0	0	0	0	3503	0	6000	0	4300	5250	0	0
32	Deport	0	0	0	0	0	0	20	40	0	3117	0	9717	0	5800	3800	500	0
33	Martin Memorial	0	0	0	0	0	0	0	0	0	0	0	5796	0	0	0	0	0
34	Woodland	0	0	0	0	0	0	0	0	0	0	0	4598	0	2798	250	0	0
35	Ector	0	0	6989	0	0	0	0	0	0	0	0	0	0	7631	5035	0	0
36	Mulberry	0	0	1425	0	0	0	0	0	0	0	0	0	0	6711	3000	0	0
37	Enloe	0	500	3000	0	0	0	0	0	0	0	0	7200	0	0	0	0	0
38	Ben Franklin	0	0	0	0	0	0	0	0	0	0	0	5200	0	0	0	0	0
39	Kavanaugh	0	0	1500	0	0	0	0	0	0	7015	8811	41200	0	3898	9001	0	0
40	Salem-Kinser	480	0	0	0	160	0	0	160	0	7945	8811	27840	0	6481	9450	2880	0
41	Floyd	0	0	0	0	0	0	0	0	0	0	0	6250	0	0	0	0	0
42	Campbell	0	0	0	0	0	0	0	0	0	0	0	0	0	12000	550	0	0
43	Caney	0	0	1769	0	0	0	0	0	0	0	0	0	0	1560	170	0	0
44	Greenville Wesley	1000	0	94701	0	0	0	0	0	0	8910	8811	75220	0	45000	5294	0	0
45	Westview	0	233	427	0	0	0	0	0	0	5752	7211	34362	0	573	6567	0	0
46	Wolfe City First	0	242	5721	0	0	0	0	0	0	0	0	25762	0	2393	0	0	0
47	Grove Hill	0	0	0	0	0	0	0	0	0	0	0	1200	0	0	2400	0	0
48	Honey Grove McKenzie	0	580	2179	0	76	0	15	174	97	5182	6345	33216	0	3725	1956	203	0
49	Forest Hill	0	150	100	0	0	0	0	0	0	1296	1586	9257	0	0	0	0	0
50	Kaufman	0	0	10570	0	800	0	0	0	0	7194	8811	51437	0	4125	3430	0	0

East District Table 4 (Continued)

	CONNECTIONAL PROGRAMS									MINISTERIAL SUPPORT							
	Annual Conference Special Sunday Offerings	Benevolences Directly To U/M Causes (Not To AC Treasury)	Benevolences Paid Directly To Non-U/M Benevolent And Charitable Causes	Human Relations Day	One Great Hour Of Sharing	Peace With Justice	Native American Ministries	World Communion	U/M Student Day	Direct-Billed Clergy Non-Health Benefits (Person)	Direct-Billed Clergy Health Benefits	Base Compensation To Pastor	Base Compensation To Associate(s)	Housing And Utilities And/ Related Allowances—Pastor And Associate(s)	Accountable Reimbursements—Pastor And Associate(s)	Other Cash Allowances (Non-Accountable)—Pastor And Associate(s)	Salary And Benefits For Deacons
	42	43	44	45a	45b	45c	45d	45e	45f	46	47	48	49	50	51	52	53
CHURCH NAME																	
51 Kemp	0	0	100	0	0	0	0	0	0	0	0	20491	0	0	2100	0	0
52 Becker	0	0	1000	0	0	0	0	0	0	0	0	10500	0	0	1000	0	0
53 Ladonia	0	0	2024	0	0	0	0	0	0	1686	0	6920	0	5200	1143	0	0
54 Pecan Gap	0	0	8114	0	0	0	0	0	0	1686	0	6920	0	5200	1143	0	0
55 Leonard	0	0	8458	0	0	0	0	0	0	7578	8811	32625	0	6424	2435	0	0
56 Lone Oak	0	0	0	0	0	0	0	0	0	0	0	14574	0	3600	0	0	0
57 Mabank	0	0	171118	0	1004	0	0	0	0	7918	8811	69742	0	4857	6700	0	0
58 Miller Grove	0	0	1250	0	0	0	0	0	0	0	0	4320	0	7680	1200	0	0
59 Mt. Vernon First	200	0	79295	0	0	0	0	0	0	7232	8811	64331	0	4218	8204	0	0
60 Saltillo	0	0	16931	0	0	0	0	0	0	0	0	0	0	0	0	0	0
61 Old Saltillo	0	0	0	0	0	0	0	0	0	0	0	0	0	0	0	0	0
62 Belk	0	0	0	0	0	0	0	0	0	1244	2291	7121	1872	1576	1508	965	0
63 Chicota	0	0	0	0	0	0	0	0	0	861	1586	4929	1296	1091	1044	668	0
64 Powderly First	0	0	0	0	0	0	0	0	0	1770	3260	10132	2664	2243	2147	1373	0
65 Mount Tabor-Summer	0	0	0	0	0	0	0	0	0	909	1675	5203	1368	1152	1102	705	0
66 Wilson Chapel	0	0	0	0	0	0	0	0	0	0	0	4800	0	0	0	0	0
67 Rosser First	0	0	0	0	0	0	0	0	0	0	0	4800	0	0	0	0	0
68 Calvary	0	1260	6243	0	234	0	0	0	0	7449	8811	58169	0	8396	4039	0	0
69 Paris First	0	92477	29456	0	0	0	0	0	0	8961	8811	86959	17075	75000	6999	12266	0
70 Mt. Zion	0	0	0	0	0	0	0	0	0	2632	7051	17265	0	3200	7825	450	0
71 Oak Park	0	0	0	0	0	0	0	0	0	4899	8811	40470	0	4000	800	0	0
72 Pickton	0	0	0	0	0	0	0	0	0	0	0	5000	0	15000	210	0	0
73 Poetry	0	2900	2434	0	0	0	0	0	0	0	0	11280	0	13720	500	0	0
74 Quinlan First	0	0	2631	0	0	0	0	0	0	7441	8811	41000	0	8000	0	8000	0
75 Roxton	0	0	0	0	0	0	0	0	0	0	0	34122	0	0	0	0	0

East District Table 4 (Continued)

		CONNECTIONAL PROGRAMS									MINISTERIAL SUPPORT							
		Annual Conference Special Sunday Offerings	Benevolences Directly To UM Causes (Not To AC Treasury)	Benevolences Paid Directly To Non-UM Benevolent And Charitable Causes	Human Relations Day	One Great Hour Of Sharing	Peace With Justice	Native American Ministries	World Communion	UM Student Day	Direct-Billed Clergy Non-Health Benefits (Pension)	Direct-Billed Clergy Health Benefits	Base Compensation To Pastor	Base Compensation To Associate(s)	Housing And Utilities And/Or Related Allowances—Pastor And Associate(s)	Accountable Reimbursements— Pastor And Associate(s)	Other Cash Allowances (Non-Accountable)— Pastor And Associate(s)	Salary And Benefits For Deacons
	CHURCH NAME	42	43	44	45a	45b	45c	45d	45e	45f	46	47	48	49	50	51	52	53
76	Sulphur Springs First	0	12540	154207	0	0	0	0	0	0	16609	17622	99521	57630	18672	13916	0	0
77	Sulphur Bluff	0	0	0	0	0	0	0	0	0	0	0	0	0	0	0	0	0
78	Tira	600	0	3200	0	0	0	0	0	0	0	0	0	0	0	0	0	0
79	Wesley Sulphur Springs	0	0	14514	0	0	0	0	0	0	3098	3605	33317	0	4847	6732	0	0
80	Terrell First	0	0	1200	0	0	0	0	0	0	7324	8811	53900	0	4900	3020	0	5658
81	Terrell Warren Chapel	0	50	1400	0	0	0	0	0	0	0	0	6400	0	4000	0	0	0
82	Trenton	0	300	4352	0	590	0	0	0	0	6840	8811	41074	0	4118	0	0	0
83	Virginia Point	0	0	4700	0	0	0	0	0	0	0	0	5250	0	5000	0	0	0
84	Windom	0	0	700	0	0	0	0	0	0	0	0	3648	0	7627	0	0	0
85	Lannius	0	0	0	0	0	0	0	0	0	0	0	1200	0	1200	0	0	0
86	Winnboro First	0	1200	238	0	0	0	0	35	0	7075	8811	43480	0	6303	0	0	0
87	Tinney Chapel	214	0	1253	0	0	0	0	0	0	0	0	6500	0	17500	0	0	0
88	White Rock	0	0	0	0	0	0	0	0	0	0	0	0	0	0	0	0	0
89	EAST DISTRICT	0	0	0	0	0	0	0	0	0	0	0	0	0	0	0	0	0
	TOTAL 2014	4152	127938	742257	0	2864	0	35	409	97	212252	239375	1635946	91848	504688	163784	66398	5658
	TOTAL 2013	7233	153156	782134	41	701	87	187	235	10	265375	238409	1642388	84143	515074	206877	43448	0
	Inc/Dec 2014 over 2013	-3081	-25218	-39877	-41	2163	-87	-152	174	87	-53123	966	-6442	7705	-10386	-43093	22950	5658

East District Table 5

	LOCAL CHURCH EXPENDITURES						RECEIVED FOR ANNUAL BUDGET/SPENDING PLAN										
	CHURCH NAME	55	56	57	58	59	60	61	62a	62b	62c	62d	62e	62f	62g	62	TOTAL INCOME FOR ANNUAL BUDGET/SPENDING PLAN
		Salary And Benefits For All Other Church Staff	Program Expenses	Other Operating Expenses	Principal And Interest On Indebtedness, Loans, Mortgages, Etc.	Capital Expenditures For Building, Improvements, And Major Equipment Purchases	TOTAL AMOUNT PAID BY LOCAL CHURCH ON ALL EXPENDITURES	Number Of Households Giving To Local Church	Amount Received Through Pledges	Amount Received From Non-Pledging, But Identified Givers	Amount Received From Undenitrified Givers	Amount Received From Interest and Dividends	Amount Received From Sale of Church Assets	Amount Received Through Building Use Fees, Contributions, And Rentals	Amount Received Through Fundraisers And Other Sources		
1	Aley	0	1633	10567	0	3227	127793	64	86401	24801	5806	217	0	0	0	117225	1
2	Annona	0	684	12676	0	0	20444	10	0	9932	2001	0	0	3600	0	15533	2
3	Boxelder	0	790	6825	0	0	30431	14	0	25766	1303	90	0	644	0	27803	3
4	Lone Star	0	683	6615	0	0	15639	12	0	13656	1517	530	0	0	0	15703	4
5	Arbala	0	825	2130	0	0	13069	18	0	20106	0	0	0	0	7000	27106	5
6	Gafford Chapel	0	4004	9151	9621	37920	104447	22	0	68604	0	0	0	0	0	68604	6
7	Avery	0	4266	22828	0	0	44901	31	0	38656	3916	51	200	125	1087	44035	7
8	Williams Chapel	600	1918	6745	0	0	20739	15	0	18874	2800	0	0	426	0	22100	8
9	Birthright	0	2655	4279	0	3713	25924	35	0	21344	0	0	0	0	0	21344	9
10	Blanton Chapel	0	319	920	0	0	6165	5	0	8717	0	0	0	0	0	8717	10
11	Blossom	0	2388	17833	0	0	36732	28	0	27050	6066	42	0	100	0	33258	11
12	Shady Grove	0	425	1402	0	0	4665	10	0	5647	0	0	0	0	0	5647	12
13	Bogata	16293	2540	37019	0	750	134259	41	0	121495	5135	34	0	80	60	126804	13
14	Bonham First	112430	2330	40155	11012	22746	291891	127	168303	81658	7510	0	500	2040	0	260011	14
15	Bonham Wesley	1500	300	10143	1562	0	24047	15	0	21742	0	0	0	7845	0	29587	15
16	Telephone	0	300	1500	0	0	6576	8	7059	0	0	0	0	0	0	7059	16
17	Caddo Mills	0	10569	18000	0	16027	102105	32	0	101979	8195	1036	0	0	0	111210	17
18	Celeste	0	3075	18542	10296	2820	74338	24	7640	52021	4248	10	566	115	0	64600	18
19	Kingston	0	500	4147	0	0	19356	18	0	20802	6227	0	0	0	0	27029	19
20	Charleston	2600	4184	1618	0	0	50737	55	0	24000	25600	0	0	0	14950	64550	20
21	Clarksville McKenzie Mem.	22923	455	43775	0	0	135086	58	0	95458	1904	17	0	775	5101	103255	21
22	Clarksville St. Paul	3500	1000	2500	0	1500	16800	25	0	13500	0	0	0	75	3500	17075	22
23	College Mound	18925	5914	25492	0	5000	165811	73	0	122095	4000	0	0	1000	0	127095	23
24	Commerce First	96566	13238	69688	7952	15930	374539	149	284179	77833	3504	4	122250	2143	0	489913	24
25	Como	2500	702	15111	0	0	53789	23	0	52572	5442	0	0	0	4944	62958	25

East District Table 5 (Continued)

		LOCAL CHURCH EXPENDITURES					RECEIVED FOR ANNUAL BUDGET/SPENDING PLAN									
		Salary And Benefits For All Other Church Staff	Program Expenses	Other Operating Expenses	Principal And Interest On Indebtedness, Loans, Mortgages, Etc.	Capital Expenditures For Building, Improvements, And Major Equipment Purchases	TOTAL AMOUNT PAID BY LOCAL CHURCH ON ALL EXPENDITURES	Number Of Households Giving To Local Church	Amount Received Through Pledges	Amount Received From Non-Pledging, But Identified Givers	Amount Received From Undenitified Givers	Amount Received From Interest and Dividends	Amount Received From Sale of Church Assets	Amount Received Through Building Use Fees, Contributions, And Rentals	Amount Received Through Fundraisers And Other Sources	TOTAL INCOME FOR ANNUAL BUDGET/SPENDING PLAN
CHURCH NAME		55	56	57	58	59	60	61	62a	62b	62c	62d	62e	62f	62g	62
26	Pine Forest	1300	489	2894	0	0	21597	8	24797	19512	0	0	0	0	0	44309
27	Cooper	6693	4007	32538	2400	17782	117280	41	0	87861	7281	286	0	0	0	95428
28	Shooks Chapel	2400	0	8819	0	0	24249	9	0	0	7348	201	0	7979	0	15528
29	Crandall	0	828	9876	0	520	30761	17	0	32479	2599	0	0	0	0	35078
30	Cumby	0	1847	2716	0	0	19077	18	25948	0	0	0	0	0	703	26651
31	Cuthand	550	10686	29864	44012	3983	140439	85	0	109544	73029	0	0	0	0	182573
32	Deport	0	7002	22934	0	0	60306	26	0	34650	3317	259	0	0	31827	70053
33	Martin Memorial	0	650	13810	0	0	24472	21	0	33903	2985	343	0	0	3531	40762
34	Woodland	0	1122	6512	0	0	19174	10	0	0	22793	0	0	500	0	23293
35	Ector	0	1027	8663	0	3267	36533	26	0	28608	5041	7	0	0	0	33656
36	Mulberry	0	448	4608	0	0	17602	12	0	18227	3216	0	0	0	0	21443
37	Enloe	1860	350	7500	0	0	23224	30	0	21455	2452	0	0	0	0	23907
38	Ben Franklin	0	0	2137	0	0	9006	7	0	9100	0	0	0	0	0	9100
39	Kavanaugh	102200	9368	82131	0	0	299278	75	195180	43474	2800	193	0	2756	4300	248703
40	Salem-Kinser	18504	1938	16142	0	5185	118272	58	0	113587	1586	44	0	0	0	115217
41	Floyd	0	553	1196	0	362	10129	8	0	8400	550	76	0	0	996	10022
42	Campbell	0	1594	6957	0	0	23061	9	0	15859	1822	0	0	2900	0	20581
43	Caney	0	915	2197	0	689	7900	2	0	6967	0	0	0	0	0	6967
44	Greenville Wesley	276688	45495	157635	209683	91555	1110425	271	429087	262664	8373	317	0	2424	24537	727402
45	Westview	18360	2638	25378	10060	2640	126598	51	0	95290	7999	0	0	510	6989	110788
46	Wolfe City First	33172	6149	26211	0	540	113917	73	0	81459	2950	564	0	0	7627	92600
47	Grove Hill	0	0	5781	0	0	10435	7	0	0	5156	0	0	2400	0	7556
48	Honey Grove McKenzie	14814	5356	21809	0	0	106885	25	0	87999	3103	5467	0	0	4121	100690
49	Forest Hill	0	1204	4214	0	0	19820	10	0	17449	1320	0	0	0	0	18769
50	Kaufman	65061	15731	61275	0	6199	267158	122	103089	88374	3227	48	0	1750	51382	247870

East District Table 5 (Continued)

	LOCAL CHURCH EXPENDITURES						RECEIVED FOR ANNUAL BUDGET/SPENDING PLAN									
	CHURCH NAME	55	56	57	58	59	60	61	62a	62b	62c	62d	62e	62f	62g	62
		Salary And Benefits For All Other Church Staff	Program Expenses	Other Operating Expenses	Principal And Interest On Indebtedness, Loans, Mortgages, Etc.	Capital Expenditures For Building, Improvements, And Major Equipment Purchases	TOTAL AMOUNT PAID BY LOCAL CHURCH ON ALL EXPENDITURES	Number Of Households Giving To Local Church	Amount Received Through Pledges	Amount Received From Non-Pledging, But Identified Givers	Amount Received From Unidentified Givers	Amount Received From Interest and Dividends	Amount Received From Sale of Church Assets	Amount Received Through Building Use Fees, Contributions, And Rentals	Amount Received Through Fundraisers And Other Sources	TOTAL INCOME FOR ANNUAL BUDGET/SPENDING PLAN
51	Kemp	0	5835	17165	0	18594	71334	35	0	56622	1325	2001	0	0	2669	62617
52	Becker	1325	0	5486	0	0	22612	21	0	19471	2909	0	0	0	0	22380
53	Ladonia	0	1800	5139	0	0	26592	9	0	22456	277	3114	0	0	4100	29947
54	Pecan Gap	0	6565	13552	0	0	47689	17	0	43756	2459	15087	0	2798	6540	70640
55	Leonard	22250	8950	36512	0	0	152916	72	0	160185	8961	113	0	0	0	169259
56	Lone Oak	3200	869	8709	0	12352	49964	27	0	39975	5375	1043	0	450	0	46843
57	Mabank	109326	34147	132460	62465	6011	661927	225	0	435729	16069	1309	0	1050	108375	562532
58	Miller Grove	945	1102	5316	0	0	24841	25	0	30385	0	599	0	0	0	30984
59	Mt. Vernon First	196011	18042	98946	3600	58200	610420	339	292077	326785	12785	0	0	552	0	632199
60	Saltillo	0	419	1706	0	0	19557	5	0	8700	0	0	0	0	8400	17100
61	Old Saltillo	0	465	2609	0	0	3740	6	0	7665	0	0	0	0	0	7665
62	Belk	0	100	4100	0	0	23763	9	0	25000	0	0	0	0	0	25000
63	Chicota	0	100	4100	0	0	17248	11	0	19750	200	0	0	0	0	19950
64	Powderly First	0	900	7100	0	0	37183	39	0	48700	500	0	0	0	0	49200
65	Mount Tabor-Summer	0	300	4200	0	0	18536	12	0	20800	100	0	0	0	0	20900
66	Wilson Chapel	0	0	2482	0	0	9007	11	0	10132	0	0	0	0	0	10132
67	Rosser First	0	0	1150	0	0	7964	2	0	480	7693	0	0	0	0	8173
68	Calvary	105116	15038	75004	0	0	335191	192	197206	130523	6226	19	0	3885	0	337859
69	Paris First	268125	69413	136608	200000	9000	1117068	337	701906	173109	11280	837	0	1800	0	888932
70	Mt. Zion	8220	2486	13031	10553	0	82041	38	0	74089	6196	0	0	1200	12645	94130
71	Oak Park	21463	605	21068	0	0	103620	50	85713	3618	4478	33	0	0	4636	98478
72	Pickton	0	1994	10094	0	0	36644	22	0	31735	4307	0	0	0	0	36042
73	Poetry	0	5228	12231	0	14260	67770	26	0	65514	571	0	0	1000	0	67085
74	Quinlan First	53250	2822	52974	44255	0	255891	137	95485	117223	10144	128	0	2120	13200	238300
75	Roxton	24152	6853	21596	0	5579	102181	34	0	32950	3467	891	0	0	0	37308

East District Table 5 (Continued)

	LOCAL CHURCH EXPENDITURES						RECEIVED FOR ANNUAL BUDGET/SPENDING PLAN									
	CHURCH NAME	55	56	57	58	59	60	61	62a	62b	62c	62d	62e	62f	62g	62
76	Sulphur Springs First	403006	76429	66878	17040	77255	1137860	375	23600	905889	13642	633	0	12745	32337	988846
77	Sulphur Bluff	0	150	19914	12761	0	36382	27	0	23783	0	0	0	0	0	23783
78	Tira	2400	748	13424	0	0	23681	12	0	21310	0	264	0	0	0	21574
79	Wesley Sulphur Springs	55723	7987	50819	0	6633	213191	103	0	157486	16187	71	0	2140	0	175884
80	Terrell First	61117	17800	33107	16584	45632	292267	124	0	242243	5452	6	0	575	19565	267841
81	Terrell Warren Chapel	400	1281	12893	0	0	30085	13	0	23982	1950	0	0	0	0	25932
82	Trenton	11590	14371	30858	0	20509	160009	40	92753	1960	25079	400	0	400	0	120592
83	Virginia Point	5400	5656	7538	0	0	37702	31	0	35129	3911	1972	0	0	0	41012
84	Windom	0	674	6042	0	65	21862	12	0	13855	3814	0	0	0	0	17669
85	Lannius	0	110	1289	0	0	4594	8	0	0	4291	0	0	0	0	4291
86	Winnsboro First	54741	7707	57889	0	30857	245002	140	0	208227	5956	243	0	375	0	214801
87	Tinney Chapel	11259	4417	25463	0	0	74479	43	0	56666	4561	18	0	640	2027	63912
88	White Rock	0	0	0	0	0	783	0	0	0	0	0	0	0	0	0
89	EAST DISTRICT	0	0	0	0	0	18693	0	0	0	0	0	0	0	0	0
	TOTAL 2014	2238458	506457	1972910	673856	547302	10860170	4562	2820423	5881051	454286	38617	123516	71917	387149	9776959
	TOTAL 2013	2257141	542356	1897742	751105	794505	11333911	4533	3053385	5767319	408786	71215	150	72551	388814	9762220
	Inc/Dec 2014 over 2013	-18683	-35899	75168	-77249	-247203	-473741	29	-232962	113732	45500	-32598	123366	-634	-1665	14739

East District Table 6

		RCVD FOR CAPITAL CAMPAIGNS/SPECIAL PROJECTS					RECEIVED FROM OTHER SOURCES			
		Capital Campaigns	Memorials, Endowments, Requests	Other Sources & Projects	Received For Specials And Other Directed Benevolences	TOTAL INCOME FOR DESIGNATED CAUSES	Equitable Compensation Funds	Advanced Special, Apportioned And Connectional Funds	Other Grants And Financial Support From Institutional Sources	Total Income From Connectional And Other Sources Outside Church
CHURCH NAME		63a	63b	63c	63d	63	64a	64b	64c	64
1	Aley	0	0	0	8229	8229	0	0	0	0
2	Annona	0	0	0	0	0	0	0	0	0
3	Boxelder	0	0	0	0	0	0	0	0	0
4	Lone Star	0	0	0	0	0	0	0	0	0
5	Arbala	0	0	0	0	0	0	0	0	0
6	Gafford Chapel	0	0	14520	0	14520	0	0	0	0
7	Avery	0	0	6576	410	6986	0	0	0	0
8	Williams Chapel	0	0	0	0	0	0	0	0	0
9	Birthright	0	0	0	0	0	0	0	0	0
10	Blanton Chapel	0	0	0	0	0	0	0	0	0
11	Blossom	0	1206	0	0	1206	0	0	0	0
12	Shady Grove	0	0	0	0	0	0	0	0	0
13	Bogata	4105	1453	0	0	5558	0	0	0	0
14	Bonham First	1200	0	22111	0	23311	0	0	0	0
15	Bonham Wesley	0	0	0	0	0	0	0	0	0
16	Telephone	0	0	0	0	0	0	0	0	0
17	Caddo Mills	0	6104	0	0	6104	2378	0	0	2378
18	Celeste	2267	2675	0	2597	7539	0	0	0	0
19	Kingston	0	0	0	0	0	0	0	0	0
20	Charleston	0	0	0	0	0	0	0	0	0
21	Clarksville McKenzie Mem.	0	0	0	0	0	0	0	0	0
22	Clarksville St. Paul	0	0	0	0	0	0	0	0	0
23	College Mound	0	3250	30920	0	34170	0	0	0	0
24	Commerce First	4000	17050	0	23168	44218	29827	0	11772	41599
25	Como	0	10000	0	0	10000	0	0	0	0

East District Table 6 (Continued)

	RCVD FOR CAPITAL CAMPAIGNS/SPECIAL PROJECTS					RECEIVED FROM OTHER SOURCES			
	Capital Campaigns	Memorials, Endowments, Bequests	Other Sources & Projects	Received For Specials And Other Directed Benevolences	TOTAL INCOME FOR DESIGNATED CAUSES	Equitable Compensation Funds	Advanced Special, Apportioned And Connectional Funds	Other Grants And Financial Support From Institutional Sources	Total Income From Connectional And Other Sources Outside Church
CHURCH NAME	63a	63b	63c	63d	63	64a	64b	64c	64
26 Pine Forest	0	0	0	0	0	0	0	0	0 26
27 Cooper	0	9213	0	0	9213	0	0	0	0 27
28 Shooks Chapel	0	0	0	0	0	0	0	0	0 28
29 Crandall	0	50	0	0	50	0	0	0	0 29
30 Cumby	0	0	0	0	0	0	0	0	0 30
31 Cuthand	0	0	0	0	0	0	0	0	0 31
32 Deport	0	1698	0	0	1698	0	0	0	0 32
33 Martin Memorial	0	200	0	0	200	0	0	0	0 33
34 Woodland	0	2640	0	0	2640	0	0	0	0 34
35 Ector	0	1060	10000	0	11060	0	0	0	0 35
36 Mulberry	0	0	0	0	0	0	0	0	0 36
37 Enloe	0	0	0	0	0	0	0	0	0 37
38 Ben Franklin	0	0	0	0	0	0	0	0	0 38
39 Kavanaugh	0	53000	0	950	53950	0	0	0	0 39
40 Salem-Kinser	0	20230	0	0	20230	0	0	0	0 40
41 Floyd	0	0	0	0	0	0	0	0	0 41
42 Campbell	0	0	0	0	0	0	0	0	0 42
43 Caney	0	0	0	0	0	0	0	0	0 43
44 Greenville Wesley	228923	9216	96859	2925	337923	0	0	0	0 44
45 Westview	0	345	0	0	345	0	0	0	0 45
46 Wolfe City First	0	30	100	0	130	0	0	0	0 46
47 Grove Hill	0	29828	0	0	29828	0	0	0	0 47
48 Honey Grove McKenzie	0	1655	0	226	1881	0	0	0	0 48
49 Forest Hill	0	0	0	0	0	0	0	0	0 49
50 Kaufman	762	364	0	10914	12040	0	0	0	0 50

East District Table 6 (Continued)

	RCVD FOR CAPITAL CAMPAIGNS/SPECIAL PROJECTS					RECEIVED FROM OTHER SOURCES				
	Capital Campaigns	Memorials, Endowments, Bequests	Other Sources & Projects	Received For Specials And Other Directed Benevolences	TOTAL INCOME FOR DESIGNATED CAUSES	Equitable Compensation Funds	Advanced Special, Apportioned And Connectional Funds	Other Grants And Financial Support From Institutional Sources	Total Income From Connectional And Other Sources Outside Church	
CHURCH NAME	63a	63b	63c	63d	63	64a	64b	64c	64	
51 Kemp	0	10000	0	0	10000	0	0	0	0	51
52 Becker	0	150	0	220	370	0	0	0	0	52
53 Ladonia	0	0	0	0	0	0	0	0	0	53
54 Pecan Gap	0	25	0	0	25	0	0	0	0	54
55 Leonard	0	1532	0	40457	41989	0	0	0	0	55
56 Lone Oak	0	1025	0	0	1025	0	0	15000	15000	56
57 Mabank	0	16675	0	65494	82169	0	0	6650	6650	57
58 Miller Grove	0	0	0	0	0	0	0	0	0	58
59 Mt. Vernon First	0	27657	44200	0	71857	0	0	0	0	59
60 Saltillo	0	0	0	0	0	0	0	0	0	60
61 Old Saltillo	0	0	0	0	0	0	0	0	0	61
62 Belk	0	200	0	0	200	0	0	0	0	62
63 Chicota	0	0	0	0	0	0	0	0	0	63
64 Powderly First	0	150	0	0	150	0	0	0	0	64
65 Mount Tabor-Sumner	0	0	0	0	0	0	0	0	0	65
66 Wilson Chapel	0	0	0	0	0	0	0	0	0	66
67 Rosser First	0	0	0	0	0	0	0	0	0	67
68 Calvary	67415	9433	8126	3004	87978	0	0	0	0	68
69 Paris First	904344	2860	0	5192	912396	0	10000	110000	120000	69
70 Mt. Zion	0	1000	0	0	1000	16630	0	0	16630	70
71 Oak Park	0	1025	0	0	1025	0	0	0	0	71
72 Pickton	0	4126	0	0	4126	0	0	0	0	72
73 Poetry	2270	12985	0	5032	20287	0	0	0	0	73
74 Quinlan First	0	1500	0	0	1500	0	0	0	0	74
75 Roxton	0	57000	0	2316	59316	0	0	0	0	75

East District Table 6 (Continued)

	RCVD FOR CAPITAL CAMPAIGNS/SPECIAL PROJECTS					RECEIVED FROM OTHER SOURCES			
	Capital Campaigns	Memorials, Endowments, Requests	Other Sources & Projects	Received For Specials And Other Directed Benevolences	TOTAL INCOME FOR DESIGNATED CAUSES	Equitable Compensation Funds	Advanced Special, Apportioned And Connectional Funds	Other Grants And Financial Support From Institutional Sources	Total Income From Connectional And Other Sources Outside Church
CHURCH NAME	63a	63b	63c	63d	63	64a	64b	64c	64
76 Sulphur Springs First	6255	17490	24123	4260	52128	0	0	0	0
77 Sulphur Bluff	15561	0	0	0	15561	0	0	0	0
78 Tira	0	1300	0	600	1900	0	0	0	0
79 Wesley Sulphur Springs	51	15642	8396	608	24697	0	0	0	0
80 Terrell First	0	4760	0	0	4760	0	0	0	0
81 Terrell Warren Chapel	0	0	0	0	0	0	0	0	0
82 Trenton	0	18050	3500	4145	25695	0	0	0	0
83 Virginia Point	0	0	0	0	0	0	0	0	0
84 Windom	0	0	0	0	0	0	0	0	0
85 Lannius	0	0	0	0	0	0	0	0	0
86 Winnsboro First	16829	6020	4448	0	27297	0	0	0	0
87 Tinney Chapel	0	891	0	740	1631	0	0	0	0
88 White Rock	0	0	0	0	0	0	0	0	0
89 EAST DISTRICT	0	0	0	0	0	0	0	0	0
TOTAL 2014	1253982	382763	273879	181487	2092111	48835	10000	143422	202257
TOTAL 2013	502499	472074	338456	227757	1540786	50240	31212	184600	266052
Inc/Dec 2014 over 2013	751483	-89311	-64577	-46270	551325	-1405	-21212	-41178	-63795

Metro District Table 1

CHURCH MEMBERSHIP																					
		RECEIVED						REMOVED						FULL MEMBERS AT CLOSE OF YEAR							
																					Total Professing Members At Close Of This Year
		Total Professing Members At Close Of Last Year	This Year On Profession Of Christian Faith	Restored By Affirmation	Previous Year's Reporting Errors—Total Professing Membership By Addition	From Other United Methodist Churches	From Other Denominations	Change Conference Action	Withdrawn	Previous Year's Reporting Errors—Total Professing Membership By Subtraction	Transfer To Other United Methodist Churches	Transfer To Other Denominations	Death	Asian	AA/Black	Hispanic/Latino	Native American	Pacific Islander	White	Multi-Racial	
CHURCH NAME	PASTOR'S NAME	1	2A	2B	2C	3	4	5A	5B	5C	6	7	8	9A	9B	9C	9D	9E	9F	9G	9
1 Holy Covenant	Carol Sparks	470	11	2	1	11	8	10	10	1	10	0	2	1	21	11	0	1	425	11	470
2 Wesley Korean	Jin H. Lee	88	3	0	0	0	10	0	0	0	0	6	0	95	0	0	0	0	0	0	95
3 Cedar Hill	Jeffrey Garrett	292	6	0	0	0	4	0	0	81	2	3	4	2	10	5	0	0	190	5	212
4 Agape Memorial	Martha Valencia	0	0	0	7	136	0	0	0	0	0	0	1	3	4	134	0	0	1	0	142
5 Arcadia Park	Katie Webb	20	0	0	0	0	0	0	0	0	0	0	1	0	2	0	0	0	17	0	19
6 Camp Wisdom	Freddie Orr	92	0	0	0	1	0	5	0	26	2	3	2	0	55	0	0	0	0	0	55
7 Glen Oaks	Freddie Orr	49	0	0	0	2	0	3	0	0	0	5	2	0	38	0	0	0	3	0	41
8 Casa Emanu-El	Ella Luna	0	1	0	0	232	2	0	0	8	11	5	13	0	2	148	0	0	46	2	198
9 Casa Linda	David Rangel	150	6	0	0	1	6	0	0	0	1	1	8	1	0	79	0	0	73	0	153
10 Christ's Foundry Fellowship	Owen K. Ross	96	5	0	0	0	0	0	1	0	0	0	0	0	0	98	0	0	2	0	100
11 Cochran Chapel	Joseph Stabile	178	1	3	0	3	0	0	2	1	1	0	4	8	3	0	0	0	166	0	177
12 Cockrell Hill	Joseph R. Zinser	49	22	0	0	9	12	0	0	5	0	0	0	0	0	39	0	0	48	0	87
13 Community	Harold G. Dangerfield	82	3	0	0	0	0	0	0	0	0	0	3	0	82	0	0	0	0	0	82
14 Elmwood-El Buen Samaritano	Sandra M. Cabrera	290	5	0	0	0	0	34	0	0	4	0	13	0	0	113	1	0	130	0	244
15 Dallas First	Andrew Stoker	2093	20	12	0	40	14	428	39	0	51	2	23	7	24	43	1	0	1549	12	1636
16 Dallas Grace	Judith Reedy	274	9	0	0	7	0	23	1	0	7	0	2	7	60	21	2	0	166	1	257
17 Greenland Hills	Kerry Smith	326	20	0	24	9	5	15	13	0	11	0	4	4	0	9	0	0	320	8	341
18 Hamilton Park	R. Jeremiah Booker	1527	19	0	0	3	6	42	9	610	1	1	16	2	869	0	0	0	5	0	876
19 Highland Hills	Michael Greene	245	15	0	0	0	0	0	0	0	0	0	4	0	254	1	0	0	1	0	256
20 Highland Park	Paul Rasmussen	14951	570	38	95	203	201	0	68	0	83	8	88	30	37	47	5	6	15676	10	15811
21 Kessler Park	Wesley Magruder	471	0	6	0	6	4	0	0	0	0	0	2	1	1	6	0	0	477	0	485
22 Lake Highlands	Jill Jackson-Sears	1541	4	2	0	13	3	29	59	0	39	5	77	1	8	14	0	0	1331	0	1354
23 Lakewood	Gayle Landis	166	3	0	0	1	1	0	0	0	3	0	5	0	3	4	1	0	155	0	163
24 Lovers Lane	Stanley R. Copeland	5120	142	0	1	28	33	47	2	428	28	4	30	21	376	104	6	4	4247	27	4785
25 Northaven	Eric Folkert	719	6	0	0	14	11	0	0	0	6	1	6	9	8	34	3	0	683	0	737
26 Oak Cliff	Edgar Bazan-Garza	160	3	0	0	3	6	0	0	0	15	6	3	0	5	125	0	0	12	6	148
27 Oak Lawn	Anna Hosemann-Butler	239	5	9	0	6	11	10	5	0	6	4	6	9	18	21	2	1	182	6	239
28 Owenwood	Denise B. Jacobs	43	2	0	0	0	0	0	0	0	0	4	1	1	19	15	0	0	5	0	40
29 Pleasant Mound/Urban Park	Annela J. Crawford	48	0	0	0	0	0	0	0	0	0	0	2	0	14	8	0	0	24	0	46
30 Preston Hollow	Michael Nichols	294	0	0	0	7	5	151	0	0	14	0	9	1	2	2	0	0	127	0	132

Metro District Table 1 (Continued)

CHURCH MEMBERSHIP																					
		RECEIVED						REMOVED						FULL MEMBERS AT CLOSE OF YEAR							
		Total Professing Members At Close Of Last Year	This Year On Profession Of Christian Faith	Restored By Affirmation	Previous Year's Reporting Errors—Total Professing Membership By Addition	From Other United Methodist Churches	From Other Denominations	Change Conference Action	Withdrawn	Previous Year's Reporting Errors—Total Professing Membership By Subtraction	Transfer To Other United Methodist Churches	Transfer To Other Denominations	Death	Asian	AA/Black	Hispanic/Latino	Native American	Pacific Islander	White	Multi-Racial	Total Professing Members At Close Of This Year
CHURCH NAME	PASTOR'S NAME	1	2A	2B	2C	3	4	5A	5B	5C	6	7	8	9A	9B	9C	9D	9E	9F	9G	9
31 Ridgewood Park	Ann Willet	459	20	9	0	9	0	9	4	0	8	2	5	1	7	7	0	0	454	0	469
32 St. Luke "Community"	Michael L. Bowie	3795	28	32	0	14	54	166	0	0	3	0	9	0	3668	25	3	0	44	5	3745
33 Dallas St. Paul	Richie Butler	325	15	0	0	0	71	0	0	0	0	0	5	0	393	2	0	0	9	2	406
34 Schreiber Memorial	Leslie Herrscher	172	1	0	6	3	3	1	8	5	5	0	4	0	0	3	0	0	159	0	162
35 Spring Valley	Clara Reed	1270	11	0	0	16	11	2	2	0	7	3	8	7	92	75	0	4	1105	3	1286
36 Tyler Street	Ed Lantz	696	4	0	0	5	6	3	0	0	1	5	17	5	6	68	2	0	594	10	685
37 Umphress Road	Albano Tayengo	236	2	0	0	0	0	10	0	0	16	0	4	158	12	3	0	1	34	0	208
38 University Park	Matthew Gaston	1487	24	2	0	16	8	315	4	23	23	3	30	3	4	5	0	0	1127	0	1139
39 Walnut Hill	Alexandra Robinson	570	6	9	0	11	2	22	6	0	11	0	19	3	44	23	0	1	469	0	540
40 Dallas Warren	S. Dianna Masters	92	7	0	0	3	1	2	4	4	1	12	5	0	75	0	0	0	0	0	75
41 Wheatland	Peter McNabb	100	0	0	0	7	2	5	0	0	0	0	3	1	8	9	1	0	79	3	101
42 White Rock	Mitchell Boone	528	5	1	0	13	7	21	3	0	4	0	22	0	0	4	0	0	500	0	504
43 Zimbabwe Fellowship	TBS	0	0	0	0	0	0	0	0	0	0	0	0	0	0	0	0	0	0	0	0
44 Church of the Disciple	Ouida Lee	229	0	2	0	12	3	16	2	7	0	6	1	0	205	1	0	0	8	0	214
45 DeSoto First	Kevin Strempe	232	0	2	0	4	5	0	11	0	7	0	5	0	3	2	0	0	215	0	220
46 The Village	Derek Jacobs	268	7	0	0	1	8	0	0	0	2	0	2	0	230	3	0	0	2	45	280
47 Duncanville First	Frank Alegria	1627	2	0	0	9	8	168	2	1	10	2	16	3	15	15	1	5	1394	14	1447
48 Jubilee	Robert (Bob) Davis, II	164	0	0	0	0	0	0	0	0	3	0	1	0	158	1	0	0	1	0	160
49 Duncanville Trinity	Deborah Riggsby	219	7	0	0	2	11	6	4	0	1	1	4	1	11	27	0	0	184	0	223
50 Chapel Hill	Mai Le	308	5	2	0	3	1	13	0	0	6	0	10	0	6	6	0	0	278	0	290
51 Farmers Branch Christ	Kenny Dickson	1179	2	0	0	6	2	0	8	23	28	2	11	9	11	17	0	0	1077	3	1117
52 Webb Chapel	Lynda L. Mayberry	100	3	0	0	0	0	0	0	1	1	0	6	0	0	3	0	0	90	2	95
53 God's Kingdom	Sylvesta Shed	20	0	1	0	0	0	0	0	0	0	0	0	0	21	0	0	0	0	0	21
54 Axe Memorial	J.I. Minor	259	4	3	0	27	0	10	40	0	2	3	5	1	2	27	0	0	200	3	233
55 Buckingham	Abril Goforth	325	0	0	0	2	1	48	0	67	26	7	4	1	12	8	0	2	153	0	176

Metro District Table 1 (Continued)

CHURCH MEMBERSHIP																					
		RECEIVED						REMOVED						FULL MEMBERS AT CLOSE OF YEAR							
		Total Professing Members At Close Of Last Year	This Year On Profession Of Christian Faith	Restored By Affirmation	Previous Year's Reporting Errors—Total Professing Membership By Addition	From Other United Methodist Churches	From Other Denominations	Change Conference Action	Withdrawn	Previous Year's Reporting Errors—Total Professing Membership By Subtraction	Transfer To Other United Methodist Churches	Transfer To Other Denominations	Death	Asian	AA/Black	Hispanic/Latino	Native American	Pacific Islander	White	Multi-Racial	Total Professing Members At Close Of This Year
CHURCH NAME	PASTOR'S NAME	1	2A	2B	2C	3	4	5A	5B	5C	6	7	8	9A	9B	9C	9D	9E	9F	9G	9
56 Garland First	Valarie Englert	1257	26	0	16	13	2	13	0	0	8	2	18	1	12	23	0	0	1237	0	1273
57 New World	Wally Williams	355	16	0	0	7	9	152	0	0	0	0	6	0	2	0	0	0	227	0	229
58 St. Philip's	Jerry G. Putnam	318	3	0	0	1	9	1	5	0	2	7	16	7	1	0	283	2	316	58	
59 Grand Prairie First	Gifford Long	548	7	0	3	1	0	0	0	0	9	0	13	1	7	16	0	0	465	48	537
60 The Woods	Marie Mitchell	460	18	0	0	6	0	0	3	0	0	0	2	2	31	34	2	5	387	18	479
61 Irving First	Russell Floyd	926	9	2	0	11	3	0	0	0	5	0	17	1	5	25	3	0	883	12	929
62 Immanuel Korean Fellowship	Shinwon Jung	115	2	2	0	2	0	0	0	0	0	20	1	97	2	0	0	0	1	0	100
63 Kirkwood	Preston W. Weaver	255	0	0	0	0	6	25	0	0	18	3	4	0	2	120	0	0	88	1	211
64 Korean Central	Sung Chul Lee	1422	20	0	0	0	113	0	0	45	0	137	6	1349	0	0	0	0	4	14	1367
65 Northgate	Levy Laguardia	178	3	0	1	0	1	0	0	6	2	0	7	1	18	5	0	0	136	8	168
66 Oak Haven	Jane Graner	63	5	0	0	14	0	0	0	0	0	0	1	0	1	18	0	0	62	0	81
67 Plymouth Park	Bill La Barr	1037	6	3	0	11	11	0	8	0	6	6	11	4	6	31	3	0	992	1	1037
68 Lancaster First	Rick Hawkins	129	0	0	0	1	0	0	0	0	0	0	2	0	10	1	0	1	116	0	128
69 Mesquite First	David Weber	673	7	0	0	3	2	0	0	0	1	1	7	12	21	22	1	0	619	1	676
70 Mesquite St. Marks	Edwin Zarate	128	15	6	0	0	0	0	4	0	0	0	3	15	3	4	0	0	120	0	142
71 St. Stephen	Nancy DeStefano	186	3	0	0	3	0	0	1	0	5	3	4	3	3	4	0	1	159	9	179
72 Arapaho	Jack Soper	1231	7	15	0	18	11	0	0	0	17	0	8	3	28	5	4	0	1217	0	1257
73 Faith	Edilson (Ed) Volfie	163	2	0	0	2	0	0	5	0	1	0	2	130	15	8	0	0	4	2	159
74 Richardson First	J. Clayton Oliphint	6215	140	1	0	95	62	46	22	0	17	8	50	31	94	43	0	5	6176	21	6370
75 First Korean	Kwang Bae Park	101	0	0	0	0	2	0	0	0	0	2	1	97	0	0	0	0	3	0	100
76 Seagoville	Jennifer Kelley	92	0	0	0	0	0	0	0	0	0	0	2	1	2	4	0	0	83	0	90
77 New Covenant	Reid Fade	193	4	6	4	0	2	10	5	0	0	0	1	0	10	15	2	0	165	1	193
78 San Juan Fellowship	Merged	155	0	0	0	0	0	128	0	0	27	0	0	0	0	0	0	0	0	0	0
79 Southwood	Closed	39	0	0	0	0	0	0	0	0	20	19	0	0	0	0	0	0	0	0	0
80 METRO DISTRICT	Camille Gaston	0	0	0	0	0	0	0	0	0	0	0	0	0	0	0	0	0	0	0	0
TOTAL 2014		60972	1327	170	158	1086	779	1989	360	1342	596	307	700	2160	7177	1800	44	37	47664	316	59198
TOTAL 2013		63328	1285	123	64	804	825	3023	559	312	444	425	654	2283	7761	1597	40	31	49010	290	61012
Inc/Dec 2014 over 2013		-2356	42	47	94	282	-46	-1034	-199	1030	152	-118	46	-123	-584	203	4	6	-1346	26	-1814

Metro District Table 2

	CHURCH MEMBERSHIP							CHURCH SCHOOL AND SMALL GROUP MINISTRIES															UMM		UMW																																																																																																																																																																																																																																																																																																																																																																																																																																																																																																																																																																																																																																																																																																																																																																																																																																																																																																																																																																																																																																																																																																																																																																																																																																																																																																																																																																																																																																																																																																																							

Metro District Table 2 (Continued)

	CHURCH MEMBERSHIP						CHURCH SCHOOL AND SMALL GROUP MINISTRIES										UMM		UMW		
	CHURCH NAME	10	11a	11b	12	13	14	15	16	17	18	19	20	21	22	23	24	25a	25b	26a	26b

Metro District Table 2 (Continued)

[illegible]

Inc/Dec 2014 over 2013

Metro District Table 3

		MISSION AND COMMUNITY MINISTRIES				PROPERTY AND OTHER ASSETS				CONNECTIONAL PROGRAMS							
		Number Of Persons Sent On UMWIM Teams From Local Church	Number of persons engaged in mission	Number Of Persons Served By Community Ministries For Outreach, Justice, And Mercy	Number Of Persons Served By Community Ministries For Daycare And/Or Education	Market Value Of Church-Owned Land, Buildings And Equipment	Market Value Of Other Church-Owned Assets	Debt Secured By Church Physical Assets	Other Debt	Total APPORTIONED To Local Church For All Causes Paid To AC Treasurer	Total PAID By Local Church For All Appointed Causes To AC Treasurer	General Advance Specials Gifts	World Service Special Gifts	Annual Conference Advance Specials	Youth Service Fund	Other Funds For Connectional Mission And Ministry	
CHURCH NAME		27a	27b	28	29	30	31	32	33	34	35a	35b	37	38	39	40	41
1	Holy Covenant	0	0	218	753	3022	2710618	117319	171468	36803	55613	55613	351	0	38	0	224
2	Wesley Korean	0	0	0	0	0	2500000	100000	1800000	0	10868	10868	0	0	0	0	0
3	Cedar Hill	0	0	28	18	210	4230642	272404	1502023	452	35873	5381	1469	0	0	0	0
4	Agape Memorial	0	0	25	30	35	1632000	512000	16954	10545	0	0	0	0	0	0	0
5	Arcadia Park	0	0	0	0	50	105750	24262	0	0	3288	2288	0	0	0	0	0
6	Camp Wisdom	0	0	0	0	625	493753	52020	0	0	12110	4000	0	0	0	0	0
7	Glen Oaks	0	0	0	0	0	1567435	27800	0	0	7025	7025	0	0	0	0	277
8	Casa Emanu-El	0	0	71	0	0	1200000	0	0	0	0	0	0	0	0	0	0
9	Casa Linda	0	0	18	210	185	3422049	5000	0	0	18050	12000	0	0	0	0	0
10	Christ's Foundry Fellowship	0	0	60	250	2000	2400000	239439	0	0	0	0	0	0	0	0	0
11	Cochran Chapel	0	0	66	200	166	4548210	2185799	0	0	29378	29378	361	0	245	0	620
12	Cockrell Hill	0	0	19	0	187	2338000	144290	0	7000	9180	9180	0	0	0	0	48
13	Community	0	0	0	70	500	650000	200000	0	0	12039	12039	0	0	200	0	300
14	Elmwood-El Buen Samaritano	0	0	0	291	157	4211376	915960	145232	0	23519	14824	328	0	0	0	116
15	Dallas First	1	6	245	100	27300	37907475	4789559	625828	626000	291821	291821	339	0	0	0	5717
16	Dallas Grace	0	1	71	189	11275	5322978	1013344	0	0	28324	28324	0	0	0	0	0
17	Greenland Hills	0	0	100	140	1000	2685260	8172	738265	0	35018	35018	2091	0	205	0	528
18	Hamilton Park	0	0	50	85	4600	7000000	210163	569616	52046	126686	80000	0	0	0	0	0
19	Highland Hills	0	0	0	0	425	1126289	186687	0	923	22649	22649	0	0	0	0	0
20	Highland Park	0	0	5000	3000	20000	85000000	15000000	0	0	946844	946844	0	0	0	0	62607
21	Kessler Park	0	0	0	120	400	9815478	311027	107053	9376	41552	41552	1441	0	60	0	2010
22	Lake Highlands	0	0	125	440	445	5994404	107000	1235678	0	121471	121471	6859	0	0	0	606
23	Lakewood	0	0	75	388	1500	4630000	650636	176067	0	22827	22827	803	0	0	0	0
24	Lovers Lane	1	7	4074	2077	5757	37759340	21766523	6297568	13779	464381	464381	0	0	0	0	1100
25	Northaven	1	6	78	160	650	5843520	40000	1713272	0	78088	78088	14658	0	0	0	0
26	Oak Cliff	0	0	0	150	300	6300000	273181	0	0	25224	25224	0	0	0	0	62
27	Oak Lawn	0	0	320	250	4000	9117524	1709549	0	0	56564	56564	0	0	0	0	932
28	Owenwood	0	0	0	0	125	830780	293700	0	0	6402	2328	0	0	0	0	0
29	Pleasant Mound/Urban Park	0	0	0	125	170	1441992	85000	0	0	9255	9255	0	0	0	0	0
30	Preston Hollow	0	0	44	145	300	6354974	4440627	0	3091	33000	33000	0	0	111	0	55

Metro District Table 3 (Continued)

	MISSION AND COMMUNITY MINISTRIES					PROPERTY AND OTHER ASSETS				CONNECTIONAL PROGRAMS									
	CHURCH NAME	27a	27b	28	29	30	31	32	33	34	35a	35b	37	38	39	40	41	Other Funds For Connectional Mission And Ministry	Youth Service Fund
				Number of persons engaged in mission	Number Of Persons Served By Community Ministries For Outreach, Justice, And Mercy	Number Of Persons Served By Community Ministries For Daycare And/or Education	Market Value Of Church-Owned Land, Buildings And Equipment	Market Value Of Other Church-Owned Assets	Debt Secured By Church Physical Assets	Other Debt	Total APPORTIONED To Local Church For All Causes Paid To AC Treasurer	Total PAID By Local Church For All Apportioned Causes To AC Treasurer	General Advance Specials Gifts	World Service Special Gifts	Annual Conference Advance Specials				
31	Ridgewood Park	0	0	699	949	6874	3309964	633765	245738	0	43283	43283	461	0	0	0	0	652	31
32	St. Luke "Community"	2	12	276	28	8118	8471158	1516437	0	169016	316568	205741	0	0	0	0	0	72	32
33	Dallas St. Paul	0	0	0	41	9765	3480000	85887	3410480	9794	31732	18140	0	0	0	0	0	0	33
34	Schreiber Memorial	0	0	50	146	512	3760370	233034	0	7355	29168	0	140	0	0	0	0	142	34
35	Spring Valley	0	0	262	241	10680	5799250	268792	231161	0	98417	98417	0	0	0	0	0	688	35
36	Tyler Street	0	0	853	71	9559	9518000	1304404	0	36876	71966	71966	3741	0	0	0	0	500	36
37	Umphress Road	0	0	0	120	175	216340	228787	0	0	15253	15253	100	0	243	0	0	0	37
38	University Park	0	0	0	350	61037	43804060	3376097	3213424	0	205659	205659	2927	0	0	0	0	3276	38
39	Walnut Hill	0	0	307	758	2094	7804676	571006	184674	0	60835	60835	2318	0	1755	0	0	6097	39
40	Dallas Warren	0	0	0	0	110	1500000	5000	1423451	0	15838	8959	0	0	0	0	0	0	40
41	Wheatland	0	0	24	15	900	1737578	141743	0	0	8931	8931	315	0	0	0	0	62	41
42	White Rock	0	0	0	150	100	7752200	26513	0	0	48589	48589	0	0	0	0	0	457	42
43	Zimbabwe Fellowship	0	0	0	0	0	0	0	0	0	0	0	0	0	0	0	0	0	43
44	Church of the Disciple	0	0	0	0	1200	1952690	20000	619417	673	19001	19001	0	0	0	0	0	122	44
45	DeSoto First	0	0	8	126	240	2650000	298372	0	0	32405	32405	132	0	100	0	0	1018	45
46	The Village	0	0	0	275	150	19986	188444	0	0	0	0	0	0	0	0	0	0	46
47	Duncanville First	0	0	250	200	775	12291963	968380	65643	2315	119020	119020	1199	0	6593	0	0	5583	47
48	Jubilee	0	0	0	0	14	565500	150000	113480	0	11720	6000	0	0	0	0	0	0	48
49	Duncanville Trinity	1	2	143	0	467	150000	122267	190000	0	20559	20559	927	0	0	0	0	842	49
50	Chapel Hill	0	0	142	295	6729	3212370	430286	0	0	28336	28336	0	0	0	0	0	145	50
51	Farmers Branch Christ	0	0	76	85	925	70202950	833252	599029	0	105980	105980	10500	0	0	0	0	605	51
52	Webb Chapel	0	0	5	0	200	8988630	26233	0	0	11120	11120	0	0	0	0	0	100	52
53	God's Kingdom	0	0	0	0	38	200000	5000	0	0	1435	1435	0	0	0	0	0	0	53
54	Axe Memorial	0	0	0	150	1232	3469040	225526	0	0	30380	30380	342	0	503	0	0	0	54
55	Buckingham	0	0	106	110	210	2587334	29638	112660	0	25380	25380	480	0	0	0	0	200	55

Metro District Table 3 (Continued)

	MISSION AND COMMUNITY MINISTRIES					PROPERTY AND OTHER ASSETS				CONNECTIONAL PROGRAMS							
	CHURCH NAME	27a	27b	28	29	30	31	32	33	34	35a	35b	37	38	39	40	41
56	Garland First	5	98	825	830	9300	7600000	2272272	0	0	103225	103225	525	0	0	0	100
57	New World	0	0	0	201	80	3095000	86161	709595	0	28542	15531	0	0	0	0	57
58	St. Philip's	0	0	0	0	5720	3960702	62096	714185	0	27613	27613	0	0	0	0	58
59	Grand Prairie First	0	0	185	156	4702	7689276	1575527	0	0	55690	55690	714	0	0	0	250
60	The Woods	0	0	80	240	200	5100000	125947	3352947	0	36476	36476	0	0	0	0	60
61	Irving First	1	20	135	60	400	12128313	615610	67370	30000	79737	79737	0	0	2000	0	645
62	Immanuel Korean Fellowship	0	0	0	0	0	0	160743	0	0	0	0	0	0	0	0	62
63	Kirkwood	0	0	24	42	20602	1925000	215039	0	11403	16152	16152	250	0	0	0	63
64	Korean Central	0	0	3	64	166	9264298	219000	5221761	0	110284	110284	0	0	0	0	64
65	Northgate	0	0	0	0	8549	1043662	85156	0	0	17682	9638	0	0	0	0	65
66	Oak Haven	0	0	31	8	695	997820	140497	0	0	7004	7004	0	0	0	0	66
67	Plymouth Park	0	4	23	108	1123	4878866	694899	0	0	100712	100712	675	0	1000	0	8663
68	Lancaster First	0	0	0	0	150	2043000	875940	0	0	18679	18679	380	0	0	0	415
69	Mesquite First	0	0	10	120	850	6614070	117331	283602	0	58342	58342	400	0	250	0	800
70	Mesquite St. Marks	0	0	55	260	500	1500000	550000	0	0	14302	14302	0	0	0	0	70
71	St. Stephen	0	0	110	38	2742	1551800	139996	0	0	21007	21007	70	0	0	0	192
72	Arapaho	3	100	480	328	2143	7544169	341511	853431	0	78261	78261	7095	0	930	0	2500
73	Faith	0	0	50	0	200	1370028	40136	101781	0	17082	17082	775	0	0	0	73
74	Richardson First	2	28	2739	508	3330	31625937	5903840	5878674	0	435680	435680	9951	0	16300	0	14440
75	First Korean	0	0	0	0	17	1300000	150000	0	0	12246	12246	0	0	0	0	75
76	Seagoville	0	0	0	0	2500	1928500	630	0	0	8068	0	0	0	0	0	76
77	New Covenant	0	0	21	0	300	1500000	50593	162312	2480	18256	18256	0	0	0	0	65
78	San Juan Fellowship	0	0	0	0	0	0	0	0	0	0	0	0	0	0	0	78
79	Southwood	0	0	0	0	0	1246555	0	0	0	2212	1327	0	0	0	0	79
80	METRO DISTRICT	0	0	0	0	0	0	0	0	0	0	1322	0	0	0	0	80
	TOTAL 2014	17	284	18659	16264	271757	578490902	81793248	42853839	1029927	5145876	4845897	73117	0	30533	0	123833
	TOTAL 2013	23	343	16092	15900	264450	494881428	62899009	43678532	1631729	5142571	4725877	183222	0	32313	0	33455
	Inc/Dec 2014 over 2013	-6	-59	2567	364	7307	83609474	18894239	-824693	-601802	3305	120020	-110105	0	-1780	0	90378

Metro District Table 4

		CONNECTIONAL PROGRAMS									MINISTERIAL SUPPORT								
		Annual Conference Special Sunday Offerings	Benevolences Directly To U/M Causes (Not To AC Treasurer)	Benevolences Paid Directly To Non-U/M Benevolent And Charitable Causes	Human Relations Day	One Great Hour Of Sharing	Peace With Justice	Native American Ministries	World Communion	U/M Student Day	Direct-Billed Clergy Non-Health Benefits (Pension)	Direct-Billed Clergy Health Benefits	Base Compensation To Pastor	Base Compensation To Associate(s)	Housing And Utilities And/or Related Allowances—Pastor And Associate(s)	Accountable Reimbursements—Pastor And Associate(s)	Other Cash Allowances (Non-Accountable)—Pastor And Associate(s)	Salary And Benefits For Deacons	
	CHURCH NAME	42	43	44	45a	45b	45c	45d	45e	45f	46	47	48	49	50	51	52	53	
1	Holy Covenant	0	28957	32187	0	681	704	0	0	0	7126	8811	58600	0	9267	2915	0	72030	
2	Wesley Korean	0	0	0	0	0	0	0	0	0	6782	0	52000	0	18000	1000	0	0	
3	Cedar Hill	0	6897	38687	0	0	0	0	0	0	7629	8811	46332	0	30000	6000	0	0	
4	Agape Memorial	0	590	391	0	0	0	0	0	0	0	0	24573	0	4200	10	0	0	
4	Arcadia Park	0	0	0	0	0	0	0	0	0	0	0	13200	0	0	0	0	0	
6	Camp Wisdom	0	0	0	0	0	0	0	0	0	3500	0	16028	0	10000	0	0	0	
7	Glen Oaks	0	0	0	0	0	0	0	0	0	0	0	14648	0	7852	2500	0	0	
8	Casa Emanu-El	0	269	515	0	0	0	0	0	0	3519	4005	45812	0	12000	300	0	0	
9	Casa Linda	0	0	25155	0	0	0	0	0	0	5687	0	36400	0	17819	0	0	0	
10	Christ's Foundry Fellowship	0	0	0	0	0	0	0	0	0	10218	13216	47000	55983	35000	0	0	0	
11	Cochran Chapel	0	25204	1226	0	0	0	0	175	0	8983	8811	64784	0	29004	1500	1200	0	
12	Cockrell Hill	30	25898	600	0	41	0	0	25	0	0	0	15145	0	12000	0	0	0	
13	Community	0	0	0	50	55	0	25	35	0	6448	8811	45270	0	12000	0	0	0	
14	Elmwood-El Buen Samaritano	282	0	0	77	100	54	114	84	57	6919	8811	44087	0	5217	6599	0	0	
15	Dallas First	0	173163	23449	0	0	0	0	0	0	25315	26433	139939	115272	83505	0	0	127436	
16	Dallas Grace	0	30312	67486	99	186	0	0	179	0	7473	8811	50000	0	22320	0	0	0	
17	Greenland Hills	0	588	24540	0	0	0	0	294	0	7223	8811	34000	0	30000	1000	0	0	
18	Hamilton Park	0	3800	32668	0	0	0	0	0	0	15534	17622	60524	54434	61958	5380	9202	0	
19	Highland Hills	0	0	0	0	0	0	0	0	0	5303	8811	40880	0	17520	3400	0	0	
20	Highland Park	0	375580	1922618	0	0	0	0	0	0	82224	89805	245000	737095	426458	0	10010	311192	
21	Kessler Park	0	0	88147	0	0	0	0	0	0	6858	9303	61310	0	13896	5578	13483	0	
22	Lake Highlands	0	3500	5626	0	0	0	0	0	0	22153	26433	71023	88327	62700	3690	0	74708	
23	Lakewood	0	0	116	0	0	0	0	0	0	7685	8811	54000	0	25410	0	0	0	
24	Lovers Lane	0	223958	204311	0	0	0	0	0	0	42721	44055	204184	182218	158855	0	6060	82627	
25	Northaven	0	29750	46250	0	0	0	0	0	0	8040	8811	73150	0	12883	0	0	0	
26	Oak Cliff	0	0	0	0	0	0	0	0	0	6996	8811	42300	0	0	0	0	0	
27	Oak Lawn	0	5413	16169	0	0	0	0	0	0	7749	8811	55940	6000	27400	0	0	0	
28	Owenwood	0	0	0	0	0	0	0	0	0	0	0	18333	0	9167	0	0	0	
29	Pleasant Mound/Urban Park	0	1772	1800	0	0	0	0	0	0	7171	8811	43083	0	12000	575	0	0	
30	Preston Hollow	463	83633	21629	100	0	0	0	80	0	8589	8811	49040	0	45000	15500	7931	0	

Metro District Table 4 (Continued)

	CONNECTIONAL PROGRAMS										MINISTERIAL SUPPORT						
	Annual Conference Special Sunday Offerings	Benevolences Directly To UM Causes (Not To AC Treasurer)	Benevolences Paid Directly To Non-UM Benevolent And Charitable Causes	Human Relations Day	One Great Hour Of Sharing	Peace With Justice	Native American Ministries	World Communion	UM Student Day	Direct-Billed Clergy Non-Health Benefits (Pension)	Direct-Billed Clergy Health Benefits	Base Compensation To Pastor	Base Compensation To Associate(s)	Housing And Utilities And/Or Related Allowances—Pastor And Associate(s)	Accountable Reimbursements—Pastor And Associate(s)	Other Cash Allowances (Non-Accountable)—Pastor And Associate(s)	Salary And Benefits For Deacons
CHURCH NAME	42	43	44	45a	45b	45c	45d	45e	45f	46	47	48	49	50	51	52	53
31 Ridgewood Park	0	3494	3741	0	50	0	0	0	0	8303	8811	40000	0	60000	4039	0	0 31
32 St. Luke "Community"	0	0	65600	0	0	0	0	0	0	24145	26433	96063	68851	71150	22878	0	0 32
33 Dallas St. Paul	0	396	10930	0	0	0	0	0	0	3777	8810	41509	0	24750	0	0	0 33
34 Schreiber Memorial	152	11858	3877	0	0	0	0	0	0	11558	8811	45170	3775	28043	3314	0	18276 34
35 Spring Valley	0	0	211198	0	0	0	0	0	0	15601	17622	78723	35157	52593	0	3966	0 35
36 Tyler Street	300	188974	80115	0	0	0	0	0	0	14933	17622	71229	46388	21566	2800	0	0 36
37 Umphress Road	465	2828	1953	182	176	178	166	0	0	7007	8811	40180	11500	16550	9456	0	0 37
38 University Park	0	628944	41530	0	0	0	0	0	0	26564	22428	100500	50915	55730	4208	0	96395 38
39 Walnut Hill	215	9022	25595	0	727	0	0	250	228	7470	8811	54248	0	18000	0	0	0 39
40 Dallas Warren	0	0	0	0	0	0	0	0	0	2958	4806	28943	0	14300	1269	0	0 40
41 Wheatland	0	200	3193	0	0	0	0	0	0	3958	0	11564	0	12395	1000	0	0 41
42 White Rock	0	0	7000	0	0	0	0	0	0	11537	13217	43530	66533	33000	3500	0	0 42
43 Zimbabwe Fellowship	0	0	0	0	0	0	0	0	0	0	0	0	0	0	0	0	0 43
44 Church of the Disciple	0	0	0	0	0	0	0	182	0	7083	8811	47454	0	8814	4000	0	0 44
45 DeSoto First	0	2978	18839	23	34	27	86	50	0	7438	8811	53527	0	20000	4906	0	0 45
46 The Village	0	0	0	0	0	0	0	0	0	7013	8811	37006	19693	19407	0	14898	0 46
47 Duncanville First	2109	8098	10254	0	0	0	0	0	0	14855	17622	59790	42375	42761	15650	0	0 47
48 Jubilee	0	0	0	0	0	0	0	0	0	0	0	15750	0	13750	0	0	0 48
49 Duncanville Trinity	0	0	12047	0	0	0	0	624	0	7233	8811	49539	0	23649	7385	6720	0 49
50 Chapel Hill	0	0	77975	0	0	0	0	0	0	7074	8811	36703	0	17580	4600	0	0 50
51 Farmers Branch Christ	0	41357	69372	0	0	0	0	0	0	8524	8811	78546	0	28814	966	12324	0 51
52 Webb Chapel	158	0	1281	92	100	120	51	0	0	0	0	7370	0	18350	835	0	0 52
53 God's Kingdom	0	0	0	0	0	0	0	0	0	0	0	8160	0	0	0	0	0 53
54 Axe Memorial	1500	1688	12041	0	100	0	0	0	0	7299	8811	48985	0	17607	0	0	0 54
55 Buckingham	0	0	9035	0	0	0	0	0	0	7710	8811	60015	0	19200	1000	0	0 55

Metro District Table 4 (Continued)

	CONNECTIONAL PROGRAMS										MINISTERIAL SUPPORT						
	Annual Conference Special Sunday Offerings	Benevolences Directly To LM Causes (Not To AC Treasure)	Benevolences Paid Directly To Non-LM Benevolent And Charitable Causes	Human Relations Day	One Great Hour Of Sharing	Peace With Justice	Native American Ministries	World Communion	LM Student Day	Direct-Billed Clergy / Non-Health Benefits (Person)	Direct-Billed Clergy Health Benefits	Base Compensation To Pastor	Base Compensation To Associate(s)	Housing And Utilities And/Or Related Allowances—Pastor And Associate(s)	Accountable Reimbursements— Pastor And Associate(s)	Other Cash Allowances (Non-Accountable)— Pastor And Associate(s)	Salary And Benefits For Deacons
CHURCH NAME	42	43	44	45a	45b	45c	45d	45e	45f	46	47	48	49	50	51	52	53
56 Garland First	1500	6600	31540	0	0	0	0	0	0	15203	17622	61527	32299	61788	6605	7931	46011
57 New World	0	0	15263	0	0	0	0	0	0	7691	8393	55971	0	26500	5400	0	0
58 St. Philip's	0	0	69410	0	0	0	0	0	0	7007	8811	48686	0	30000	8552	9052	0
59 Grand Prairie First	0	134174	24919	0	0	0	0	0	0	21534	26433	59697	35419	31400	14400	0	0
60 The Woods	0	0	131	0	0	0	0	0	0	7575	8811	48395	0	23162	4373	0	0
61 Irving First	1400	500	132074	0	0	0	0	0	0	7874	8811	61155	31301	66400	4800	0	0
62 Immanuel Korean Fellowship	0	0	0	0	0	0	0	0	0	0	0	38410	0	16392	0	0	0
63 Kirkwood	0	0	15884	0	0	0	0	0	0	7086	8811	43433	8495	25265	0	0	0
64 Korean Central	0	0	155234	0	0	0	0	0	0	6608	8811	35600	0	5123	12600	6241	0
65 Northgate	0	0	0	0	0	0	0	0	0	7094	8811	48181	0	4633	0	0	0
66 Oak Haven	0	0	2438	0	0	0	0	0	0	3572	0	18000	0	13910	0	0	0
67 Plymouth Park	2225	8961	27048	0	0	0	0	0	0	14718	17622	81571	43667	35560	12137	1226	0
68 Lancaster First	0	0	5000	70	89	199	0	0	260	7004	8811	45356	0	7862	175	0	0
69 Mesquite First	0	8905	22385	0	0	0	0	0	0	7557	8811	57887	0	23770	2778	0	0
70 Mesquite St. Marks	0	0	7321	0	0	0	0	0	0	6507	8811	39786	0	12000	0	0	0
71 St. Stephen	0	58	15851	149	313	129	189	204	309	7192	8811	46873	0	14972	1000	0	0
72 Arapaho	0	32930	52840	0	0	0	0	0	0	13506	15219	77328	20231	43539	12627	0	0
73 Faith	0	0	0	0	124	0	27	89	0	7027	8811	27294	0	3900	5820	13440	0
74 Richardson First	9865	410382	141656	0	2353	0	0	1794	0	44712	39249	148462	180534	195286	0	0	77337
75 First Korean	0	0	0	0	0	0	0	0	0	6512	8811	41244	0	0	4500	0	0
76 Seagoville	100	0	8089	0	50	0	0	0	0	0	0	15600	0	5371	2000	0	0
77 New Covenant	0	0	0	0	0	0	0	0	0	7090	8811	41820	0	17742	0	712	0
78 San Juan Fellowship	0	0	0	0	0	0	0	0	0	0	0	0	0	0	0	0	0
79 Southwood	0	0	0	0	0	0	0	0	0	0	0	0	0	0	0	0	0
80 METRO DISTRICT	0	0	0	0	0	0	0	0	0	0	0	0	0	0	0	0	0
TOTAL 2014	20764	2521631	3946229	842	5179	1411	658	4065	854	752954	827599	4063365	1936462	2514015	245520	124396	906012
TOTAL 2013	46916	2148706	3918109	1204	8376	1508	1256	4157	986	872117	776946	4008228	1619341	2528034	247306	165655	986028
Inc/Dec 2014 over 2013	-26152	372925	28120	-362	-3197	-97	-598	-92	-132	-119163	50653	55137	317121	-14019	-1786	-41259	-80016

Metro District Table 5

		LOCAL CHURCH EXPENDITURES						RECEIVED FOR ANNUAL BUDGET/SPENDING PLAN								
		Salary And Benefits For All Other Church Staff	Program Expenses	Other Operating Expenses	Principal And Interest On Indebtedness, Loans, Mortgages, Etc.	Capital Expenditures For Building, Improvements, And Major Equipment Purchases	TOTAL AMOUNT PAID BY LOCAL CHURCH ON ALL EXPENDITURES	Number Of Households Giving To Local Church	Amount Received Through Pledges	Amount Received From Non-Pledging, But Identified Givers	Amount Received From Unidentified Givers	Amount Received From Interest and Dividends	Amount Received From Sale of Church Assets	Amount Received Through Building Use Fees, Contributions, And Rentals	Amount Received Through Fundraisers And Other Sources	TOTAL INCOME FOR ANNUAL BUDGET/SPENDING PLAN
CHURCH NAME		55	56	57	58	59	60	61	62a	62b	62c	62d	62e	62f	62g	62
1	Holy Covenant	187903	46816	68612	31119	3343	615297	226	391687	127034	10586	61	0	4875	46049	580292
2	Wesley Korean	0	28000	35000	120000	5000	276650	63	50000	235000	0	0	0	0	0	285000
3	Cedar Hill	109652	12574	118875	137006	10000	539313	177	0	281296	9329	0	0	53020	0	343645
4	Agape Memorial	18094	2687	32375	8000	0	90920	75	90818	24711	2643	0	0	0	3563	121735
5	Arcadia Park	0	2134	12390	0	2690	32702	13	11205	5600	975	71	0	15000	916	33767
6	Camp Wisdom	28109	0	21500	0	0	83137	36	78615	2200	1406	0	0	5735	2485	90441
7	Glen Oaks	7440	2455	41466	0	0	83663	31	40296	1197	1302	27	0	56400	372	99594
8	Casa Emanu-El	11199	1668	28226	0	0	107513	52	54940	25244	6147	0	0	11400	4936	102667
9	Casa Linda	23827	10601	83454	0	14814	229757	105	151479	4928	8249	34	0	23834	5020	193544
10	Christ's Foundry Fellowship	85082	40373	54585	0	35278	376735	420	46187	31324	7500	195	0	5226	23400	113832
11	Cochran Chapel	108001	13720	59765	0	4015	356992	89	0	324906	10461	1	0	13475	0	348843
12	Cockrell Hill	7895	3406	39628	0	20142	134038	60	0	35773	2019	209	0	52850	158	91009
13	Community	9600	7083	31867	0	0	133783	63	115015	9200	4494	0	0	0	6991	135700
14	Elmwood-El Buen Samaritano	57855	4642	55176	14400	10560	230302	39	137226	0	4604	0	0	17091	40748	199669
15	Dallas First	1365775	162088	499145	81831	0	3121228	501	2642606	520512	49077	0	0	0	0	3212195
16	Dallas Grace	102488	15869	67651	0	31024	432222	160	258979	66353	27330	0	0	34800	2847	390309
17	Greenland Hills	96043	9600	56381	225640	2500	534462	241	228263	89028	10801	62	0	13343	22214	363711
18	Hamilton Park	282102	80536	392981	147780	57724	1302245	471	515892	473992	41900	110	0	10670	44251	1086815
19	Highland Hills	60389	13879	53789	624	0	227244	194	0	210486	2218	0	0	1095	9853	223652
20	Highland Park	4220120	950500	1290858	0	600000	12270911	4104	9397000	2971420	284031	21100	0	0	490063	13163614
21	Kessler Park	206962	20960	47384	71266	22003	612213	271	355661	60945	21576	138	0	88700	17561	544581
22	Lake Highlands	341285	63318	125316	140283	107115	1264413	408	654258	723573	17177	260	0	6538	17023	1418829
23	Lakewood	62825	11727	80478	14675	107780	397137	86	233524	35514	3270	0	0	14349	9031	295688
24	Lovers Lane	1314647	386361	677845	2613621	875000	7481944	757	2231444	898415	4365	2806	0	103157	0	3240187
25	Northaven	354679	73583	163925	141405	0	1005222	286	705586	110000	27700	41	0	53922	66276	963525
26	Oak Cliff	35000	2329	51750	0	0	172472	41	18845	10693	2143	227	0	169401	301	201610
27	Oak Lawn	131133	66089	218571	0	62694	663465	260	266783	157136	20898	7511	0	75700	1571	529599
28	Owenwood	11320	17157	29152	0	0	87457	50	0	56810	3126	7657	0	14071	265	81929
29	Pleasant Mound/Urban Park	23345	2055	27646	0	2600	140113	21	0	36813	6285	0	0	86700	0	129798
30	Preston Hollow	229228	37566	128280	0	120360	789376	60	130935	7219	2758	5752	0	98400	23100	268164

Metro District Table 5 (Continued)

	LOCAL CHURCH EXPENDITURES						RECEIVED FOR ANNUAL BUDGET/SPENDING PLAN									
		Salary And Benefits For All Other Church Staff	Program Expenses	Other Operating Expenses	Principal And Interest On Indebtedness, Loans, Mortgages, Etc.	Capital Expenditures For Building, Improvements, And Major Equipment Purchases	TOTAL AMOUNT PAID BY LOCAL CHURCH ON ALL EXPENDITURES	Number Of Households Giving To Local Church	Amount Received Through Pledges	Amount Received From Non-Pledging, But Identified Givers	Amount Received From Undenitrified Givers	Amount Received From Interest and Dividends	Amount Received From Sale of Church Assets	Amount Received Through Building Use Fees, Contributions, And Rentals	Amount Received Through Fundraisers And Other Sources	TOTAL INCOME FOR ANNUAL BUDGET/SPENDING PLAN
	CHURCH NAME	55	56	57	58	59	60	61	62a	62b	62c	62d	62e	62f	62g	62
31	Ridgewood Park	159665	50966	91375	33094	301502	809436	218	256064	173150	9223	0	0	24818	0	463255
32	St. Luke "Community"	607159	247220	563573	17096	31392	2047373	818	0	2253389	14089	380	0	27910	0	2295768
33	Dallas St. Paul	92345	9190	74214	21603	0	305664	155	0	293735	7080	0	0	4364	7816	312995
34	Schreiber Memorial	62479	12736	128286	0	77275	415892	78	159675	62103	5697	11427	0	61922	20735	321559
35	Spring Valley	456363	31423	48635	39240	5910	1095536	267	900927	102267	15605	320	0	42016	10470	1071605
36	Tyler Street	270150	25475	140963	20525	115893	1093140	299	595509	163878	9294	256	0	8967	18484	796388
37	Umphress Road	13213	10671	23616	0	6779	169327	74	14743	183766	11769	0	0	100	9071	219449
38	University Park	1043121	131646	228373	816705	77073	3535994	455	1773652	304803	19882	22654	0	15897	0	2136888
39	Walnut Hill	195336	23805	222517	178209	212255	1027693	339	417063	80236	7849	0	0	43736	28369	577253
40	Dallas Warren	15850	2861	46044	56500	0	182490	47	168872	0	0	0	0	0	1972	170844
41	Wheatland	8295	5001	47162	0	5000	107076	58	63500	55594	1200	0	0	15700	0	135994
42	White Rock	164303	9508	51987	0	0	453161	219	357566	0	26964	0	0	19880	3159	407569
43	Zimbabwe Fellowship	0	0	0	0	0	0	0	0	0	0	0	0	0	0	0
44	Church of the Disciple	15000	6933	66322	84000	0	267722	100	160368	94220	6045	11	0	0	14724	275368
45	DeSoto First	88970	19825	55280	0	55280	369729	118	332296	23703	2567	20	0	10199	6000	374785
46	The Village	91485	48564	57995	0	73130	378002	275	0	346583	10843	0	0	0	0	357426
47	Duncanville First	309744	187281	221022	35710	0	1099666	464	730747	218899	16993	6627	0	3027	0	976293
48	Jubilee	21329	7035	21204	30160	0	115228	75	98500	9598	0	0	0	0	0	108098
49	Duncanville Trinity	54691	10855	33150	23890	13881	274803	146	231334	20488	12533	226	0	0	0	264581
50	Chapel Hill	57229	11708	39604	0	91694	381459	110	249390	0	4799	8789	0	26625	0	289603
51	Farmers Branch Christ	374653	102854	184221	73590	134664	1235781	384	819744	150245	9733	0	0	0	0	979722
52	Webb Chapel	26875	4803	62231	0	16413	149899	24	40549	56327	3038	13	0	35565	4608	140100
53	God's Kingdom	0	67	550	0	0	10212	11	22580	0	0	0	0	300	3000	25880
54	Axe Memorial	89706	19327	78468	0	19379	336136	126	209643	53991	4732	4036	0	0	5069	277471
55	Buckingham	98675	10503	17895	12110	5935	276949	117	174870	94160	3663	1	0	4736	16482	293912

Metro District Table 5 (Continued)

	LOCAL CHURCH EXPENDITURES						RECEIVED FOR ANNUAL BUDGET/SPENDING PLAN									
	Salary And Benefits For All Other Church Staff	Program Expenses	Other Operating Expenses	Principal And Interest On Indebtedness, Loans, Mortgages, Etc.	Capital Expenditures For Building, Improvements, And Major Equipment Purchases	TOTAL AMOUNT PAID BY LOCAL CHURCH ON ALL EXPENDITURES	Number Of Households Giving To Local Church	Amount Received Through Pledges	Amount Received From Non-Pledging, But Identified Givers	Amount Received From Undenitrified Givers	Amount Received From Interest and Dividends	Amount Received From Sale of Church Assets	Amount Received Through Building Use Fees, Contributions, And Rentals	Amount Received Through Fundraisers And Other Sources	TOTAL INCOME FOR ANNUAL BUDGET/SPENDING PLAN	
	55	56	57	58	59	60	61	62a	62b	62c	62d	62e	62f	62g	62	
CHURCH NAME	55	56	57	58	59	60	61	62a	62b	62c	62d	62e	62f	62g	62	
56 Garland First	383230	60776	155674	0	57648	1049804	599	0	977560	16043	949	0	0	0	994552	
57 New World	68702	9039	67055	53683	27561	360789	128	265454	90780	59108	5	0	43405	0	458752	
58 St. Philip's	95309	9874	66256	32850	19492	432912	198	0	374902	4671	0	483	500	17524	398080	
59 Grand Prairie First	175550	8698	83294	0	29016	701188	0	465250	9013	20512	0	0	2770	28120	525665	
60 The Woods	102592	6591	63512	115596	0	417214	212	0	413093	10478	2	0	1230	0	424803	
61 Irving First	205168	65576	156908	111293	14548	950190	292	0	801519	16435	3168	0	20798	3920	845840	
62 Immanuel Korean Fellowship	26200	24432	20244	0	0	125678	35	0	0	84827	0	0	0	34560	119387	
63 Kirkwood	25470	17445	23418	1387	32067	225163	108	0	122792	3661	3025	0	11856	800	142134	
64 Korean Central	285440	202506	186484	247790	0	1262721	756	0	1744201	387493	1220	0	0	0	2132914	
65 Northgate	42220	2624	37902	0	8850	169953	52	76948	52942	5252	0	0	13375	9815	158332	
66 Oak Haven	5910	2728	32492	0	7248	93302	45	0	0	57194	0	0	15598	12472	85264	
67 Plymouth Park	258145	124337	256698	0	6550	1001515	204	732400	133926	10633	39	0	11650	65020	953668	
68 Lancaster First	68826	767	50089	0	0	213982	62	0	140135	2028	39806	0	2165	5129	189263	
69 Mesquite First	145701	19319	140398	56940	11481	565724	265	0	456267	24000	124	0	420	8794	489605	
70 Mesquite St. Marks	37989	3524	39147	0	17108	186495	93	96325	79385	2994	0	0	140	0	178844	
71 St. Stephen	57025	4343	39387	0	2875	220949	49	180790	15993	5384	366	0	1150	4586	208269	
72 Arapaho	251293	40297	119788	76105	33303	877792	534	611347	140906	15544	1668	0	37645	37728	844838	
73 Faith	34300	8696	39328	10800	5260	182773	54	128699	20950	2888	0	0	850	16046	169433	
74 Richardson First	1872126	427265	653961	488542	491527	5661422	2140	4336404	616118	109082	9658	0	21403	0	5092665	
75 First Korean	28000	7300	16500	14520	15928	155561	65	227068	0	0	0	0	0	0	227068	
76 Seagoville	4785	593	16146	0	986	53720	35	0	52521	2188	0	0	265	925	55899	
77 New Covenant	53383	5822	52572	16760	4962	227995	68	0	226244	0	0	0	0	0	226244	
78 San Juan Fellowship	0	0	0	0	0	0	0	0	0	0	0	0	0	0	0	
79 Southwood	0	0	0	0	0	1327	0	0	0	0	0	0	0	0	0	
80 METRO DISTRICT	0	0	0	0	0	1322	0	0	0	0	0	0	0	0	0	
TOTAL 2014	18035998	4132585	9416011	6416348	4124507	65070785	20331	33705521	18747704	1638383	161052	483	1560734	1234392	57048269	
TOTAL 2013	17453877	4000609	9266943	6281097	8030812	67343078	20913	35854310	16498840	1721786	234775	21880	1713177	1247805	57292573	
Inc/Dec 2014 over 2013	582121	131976	149068	135251	-3906305	-2272293	-582	-2148789	2248864	-83403	-73723	-21397	-152443	-13413	-244304	

Metro District Table 6

	RCVD FOR CAPITAL CAMPAIGNS/SPECIAL PROJECTS					RECEIVED FROM OTHER SOURCES			
	Capital Campaigns	Memorials, Endowments, Bequests	Other Sources & Projects	Received For Specials And Other Directed Benevolences	TOTAL INCOME FOR DESIGNATED CAUSES	Equitable Compensation Funds	Advanced Special, Apportioned And Connectional Funds	Other Grants And Financial Support From Institutional Sources	Total Income From Connectional And Other Sources Outside Church
CHURCH NAME	63a	63b	63c	63d	63	64a	64b	64c	64
1 Holy Covenant	28480	13449	0	22237	64166	0	0	0	0
2 Wesley Korean	0	0	0	0	0	0	0	0	0
3 Cedar Hill	135953	1760	0	37013	174726	0	0	0	0
4 Agape Memorial	0	0	0	590	590	0	0	0	0
4 Arcadia Park	0	10755	0	0	10755	0	0	0	0
6 Camp Wisdom	0	0	0	0	0	0	0	0	0
7 Glen Oaks	0	0	0	0	0	0	0	0	0
8 Casa Emanu-El	0	13100	0	269	13369	0	0	0	0
9 Casa Linda	0	4450	5335	384	10169	0	0	38500	38500
10 Christ's Foundry Fellowship	0	0	0	360	360	0	0	213616	213616
11 Cochran Chapel	0	75	0	0	75	0	0	0	0
12 Cockrell Hill	0	332	80	394	806	0	97500	0	97500
13 Community	0	0	0	490	490	0	0	0	0
14 Elmwood-El Buen Samaritano	1340	0	0	6879	8219	0	0	0	0
15 Dallas First	330956	3640	11700	266190	612486	0	0	0	0
16 Dallas Grace	26944	17618	0	11866	56428	0	45547	20450	65997
17 Greenland Hills	225640	3460	0	0	229100	0	0	0	0
18 Hamilton Park	37469	0	0	0	37469	0	0	0	0
19 Highland Hills	0	0	0	0	0	0	0	0	0
20 Highland Park	0	0	0	0	0	0	0	0	0
21 Kessler Park	5	7284	0	7284	14573	0	0	0	0
22 Lake Highlands	22299	3800	0	1707	27806	0	0	0	0
23 Lakewood	0	13455	0	1950	15405	0	0	0	0
24 Lovers Lane	2237104	328301	875000	4668	3445073	0	10000	0	10000
25 Northaven	0	9131	0	0	9131	0	0	0	0
26 Oak Cliff	0	0	0	0	0	0	14257	0	14257
27 Oak Lawn	0	5360	0	0	5360	0	0	1000	1000
28 Owenwood	0	0	5500	0	5500	0	0	0	0
29 Pleasant Mound/Urban Park	0	21945	0	0	21945	0	0	0	0
30 Preston Hollow	0	2144288	0	4353	2148641	0	0	0	0

Metro District Table 6 (Continued)

	RCVD FOR CAPITAL CAMPAIGNS/SPECIAL PROJECTS					RECEIVED FROM OTHER SOURCES			
	Capital Campaigns	Memorials, Endowments, Bequests	Other Sources & Projects	Received For Specials And Other Directed Benevolences	TOTAL INCOME FOR DESIGNATED CAUSES	Equitable Compensation Funds	Advanced Special, Apportioned And Connectional Funds	Other Grants And Financial Support From Institutional Sources	Total Income From Connectional And Other Sources Outside Church
CHURCH NAME	63a	63b	63c	63d	63	64a	64b	64c	64
31 Ridgewood Park	127396	13340	15479	100424	256639	0	0	0	0
32 St. Luke "Community"	0	0	0	0	0	0	0	0	0
33 Dallas St. Paul	0	0	0	1842	1842	0	0	0	0
34 Schreiber Memorial	0	19931	67300	4046	91277	0	0	0	0
35 Spring Valley	0	25	0	0	25	0	0	0	0
36 Tyler Street	34131	149287	18300	126445	328163	0	0	5000	5000
37 Umphress Road	3903	2574	0	0	6477	0	0	0	0
38 University Park	904219	317272	461958	4027	1687476	0	49998	0	49998
39 Walnut Hill	1795	330743	224051	31900	588489	0	0	0	0
40 Dallas Warren	0	355	0	0	355	0	0	15000	15000
41 Wheatland	0	365	0	0	365	0	0	0	0
42 White Rock	0	4715	0	0	4715	0	0	216089	216089
43 Zimbabwe Fellowship	0	0	0	0	0	0	0	0	0
44 Church of the Disciple	0	0	0	0	0	0	0	0	0
45 DeSoto First	0	10255	0	0	10255	0	0	0	0
46 The Village	45896	0	0	0	45896	0	0	0	0
47 Duncanville First	14807	3050	0	198087	215944	0	0	0	0
48 Jubilee	0	0	0	0	0	0	0	0	0
49 Duncanville Trinity	3500	200	0	0	3700	0	0	5000	5000
50 Chapel Hill	2752	0	0	0	2752	0	0	0	0
51 Farmers Branch Christ	395686	7823	76773	81846	562128	0	0	50000	50000
52 Webb Chapel	0	1340	0	1945	3285	0	0	0	0
53 God's Kingdom	0	0	0	0	0	0	0	0	0
54 Axe Memorial	0	712	0	2003	2715	0	0	0	0
55 Buckingham	478	0	0	10073	10551	0	0	0	0

Metro District Table 6 (Continued)

	RCVD FOR CAPITAL CAMPAIGNS/SPECIAL PROJECTS					RECEIVED FROM OTHER SOURCES			
	Capital Campaigns	Memorials, Endowments, Bequests	Other Sources & Projects	Received For Specials And Other Directed Benevolences	TOTAL INCOME FOR DESIGNATED CAUSES	Equitable Compensation Funds	Advanced Special, Apportioned And Connectional Funds	Other Grants And Financial Support From Institutional Sources	Total Income From Connectional And Other Sources Outside Church
CHURCH NAME	63a	63b	63c	63d	63	64a	64b	64c	64
56 Garland First	53615	0	0	0	53615	0	0	0	0
57 New World	0	0	0	0	0	0	0	0	0
58 St. Philip's	29650	0	0	23806	53456	0	0	0	0
59 Grand Prairie First	0	4697	0	10500	15197	29936	105000	0	134936
60 The Woods	38964	915	0	0	39879	0	0	0	0
61 Irving First	0	1780	0	110254	112034	0	0	0	0
62 Immanuel Korean Fellowship	11670	0	0	0	11670	0	0	0	0
63 Kirkwood	0	600	5945	14618	21163	0	0	18499	18499
64 Korean Central	0	0	0	0	0	0	37176	0	37176
65 Northgate	0	3492	0	0	3492	0	0	0	0
66 Oak Haven	0	1000	0	0	1000	0	0	0	0
67 Plymouth Park	0	7895	0	0	7895	0	0	0	0
68 Lancaster First	0	0	0	657	657	0	0	0	0
69 Mesquite First	56940	16979	0	1450	75369	0	0	0	0
70 Mesquite St. Marks	0	0	0	0	0	3028	0	0	3028
71 St. Stephen	3130	3635	9885	0	16650	0	0	1600	1600
72 Arapaho	2490	8965	0	76337	87792	0	23439	10870	34309
73 Faith	20225	0	3131	1015	24371	0	0	3000	3000
74 Richardson First	3609571	0	0	354298	3963869	0	0	0	0
75 First Korean	0	0	0	0	0	0	0	0	0
76 Seagoville	0	0	0	0	0	0	0	0	0
77 New Covenant	0	0	0	0	0	0	0	0	0
78 San Juan Fellowship	0	0	0	0	0	0	0	0	0
79 Southwood	0	0	0	0	0	0	0	0	0
80 METRO DISTRICT	0	0	0	0	0	0	0	0	0
TOTAL 2014	8407008	3514148	1780437	1522207	15223800	32964	382917	598624	1014505
TOTAL 2013	7846206	3712616	1489075	1048940	14096837	13850	296641	805151	1115642
Inc/Dec 2014 over 2013	560802	-198468	291362	473267	1126963	19114	86276	-206527	-101137

North Central District Table 1

CHURCH MEMBERSHIP																					
		RECEIVED						REMOVED						FULL MEMBERS AT CLOSE OF YEAR							
		Total Professing Members At Close Of Last Year	This Year On Profession Of Christian Faith	Restored By Affirmation	Previous Year's Reporting Errors—Total Professing Membership By Addition	From Other United Methodist Churches	From Other Denominations	Charge Conference Action	Withdrawn	Previous Year's Reporting Errors—Total Professing Membership By Subtraction	Transfer To Other United Methodist Churches	Transfer To Other Denominations	Death	Asian	AA/Black	Hispanic/Latino	Native American	Pacific Islander	White	Multi-Racial	Total Professing Members At Close Of This Year
CHURCH NAME	PASTOR'S NAME	1	2A	2B	2C	3	4	5A	5B	5C	6	7	8	9A	9B	9C	9D	9E	9F	9G	9
1 Creekwood	Holly Bandel	909	42	8	0	19	3	3	12	0	3	0	6	2	1	7	0	1	939	7	957
2 Allen First	Todd Harris	2016	44	7	0	24	18	0	75	12	18	1	15	2	8	16	0	2	1958	2	1988
3 Sun creek	Keith Boone	1849	69	1	0	28	29	0	87	0	26	7	4	4	5	24	0	2	1815	2	1852
4 Anna	TBS	112	0	0	0	2	0	11	0	0	1	0	0	0	0	0	0	0	102	0	102
5 Argyle	Chris Schoolcraft	1096	62	2	0	45	39	34	10	0	14	2	12	4	3	19	0	1	1139	6	1172
6 Aubrey	Joe Gist	49	1	1	5	1	0	0	0	0	0	0	0	0	0	0	5	0	50	2	57
7 Blue Ridge	Daniel A. Gurley	161	11	3	0	5	3	4	5	0	0	12	0	0	0	1	0	0	161	0	162
8 Aldersgate	Lyle Benson	307	33	0	0	8	6	12	0	0	4	1	4	18	1	6	0	0	305	3	333
9 Cambodian Fellowship	Chiv Peter In	40	14	0	0	0	0	0	0	0	0	0	1	53	0	0	0	0	0	0	53
10 Carrollton First	W. Douglas Miller	893	18	4	0	24	8	103	11	0	5	18	6	50	17	16	0	0	711	10	804
11 Living Faith	Phillip Nguyen	42	0	0	0	0	0	0	4	0	0	3	0	35	0	0	0	0	0	0	35
12 Celina	John Baldwin	451	2	0	0	28	28	0	1	0	0	1	2	0	0	7	1	0	496	1	505
13 Chambersville	Philip D. Mercer	79	2	0	0	0	0	0	0	0	7	0	0	0	0	0	0	0	74	0	74
14 Copeville: Community	Mark Newsom	0	0	1	0	31	0	0	0	0	3	0	1	0	0	2	0	0	26	0	28
15 Coppell First	Thomas O. Palmer	2345	55	3	0	32	16	43	2	0	24	1	10	30	10	15	0	0	2310	6	2371
16 Corinth: Faith	Rodney Whitfield	315	12	0	0	10	13	0	0	0	10	4	1	0	0	5	1	1	328	0	335
17 Cottage Hill	Samantha Parson	32	0	0	0	0	0	0	0	0	0	0	0	0	0	2	0	0	30	0	32
18 Denton Asbury	Emeral Noah	251	0	4	0	1	0	105	0	0	8	17	2	2	4	3	0	0	115	0	124
19 Blue Mound	Joe Foor	86	0	2	0	1	4	2	0	0	3	0	1	0	0	0	0	0	87	0	87
20 Cooper Creek	Katrina M. Klein	76	2	0	0	0	0	0	0	0	0	0	0	0	0	0	0	0	78	0	78
21 Denton First	Don Lee	1641	51	3	21	31	23	11	8	0	25	2	28	7	5	38	3	1	1642	0	1696
22 Denton Trinity	James B. Bowden	671	17	3	0	20	21	198	13	0	6	2	7	4	9	3	0	0	490	0	506
23 Christ Church of North Texas	Duk Kum Kim	262	6	5	0	0	9	22	0	148	0	22	0	87	1	0	0	1	1	0	90
24 Farmersville	Thomas W. Waitschies	379	2	0	0	0	0	0	0	0	0	0	4	0	0	1	0	0	375	1	377
25 Flower Mound	Holly Gotelli	1000	32	6	0	14	21	0	1	0	6	0	0	5	2	9	0	0	1050	0	1066

North Central District Table 1 (Continued)

CHURCH MEMBERSHIP																			
		RECEIVED						REMOVED						FULL MEMBERS AT CLOSE OF YEAR					
		Total Professing Members At Close Of Last Year	This Year On Profession Of Christian Faith	Restored By Affirmation	Previous Year's Reporting Errors—Total Professing Membership By Addition	From Other United Methodist Churches	From Other Denominations	Change Conference Action	Withdrawn	Previous Year's Reporting Errors—Total Professing Membership By Subtraction	Transfer To Other United Methodist Churches	Transfer To Other Denominations	Death	Asian	African American	Hispanic/Latino	Native American	Pacific Islander	White
CHURCH NAME	PASTOR'S NAME	1	2A	2B	2C	3	4	5A	5B	5C	6	7	8	9A	9B	9C	9D	9E	9F
																			Total Professing Members At Close Of This Year
																			9
26	Trietsch Memorial	Daniel Drew Humbert	4035	114	2	0	28	29	618	12	130	19	5	9	17	12	26	0	3360
27	Forney	Christopher L. Allen	405	4	2	0	16	12	0	0	3	1	4	2	3	9	0	0	416
28	Frisco First	Mark Vowell	1126	46	0	0	62	29	161	2	1	24	9	7	8	18	7	0	1024
29	Grace Avenue	Billy Echols-Richter	2176	121	1	0	82	53	112	3	0	14	3	6	22	32	42	4	2134
30	Cross Way	Chris Yost	82	5	0	0	2	2	0	0	0	0	0	2	0	0	0	0	89
31	Cornerstone	Janet Bell Odum	190	0	1	0	4	2	22	0	0	9	0	2	3	5	4	0	152
32	Heath	Omar Rikabi	471	1	0	0	3	7	0	10	0	8	1	1	2	1	2	0	456
33	Justin	Robert Marshall Price	249	21	0	0	7	5	35	0	0	1	7	3	0	0	2	0	233
34	Krum First	Jessica Wright	271	4	0	0	3	2	1	0	0	2	0	0	2	3	1	0	271
35	Lake Cities	Rene P. Lawson	610	7	0	0	7	0	51	20	0	6	0	4	3	2	39	4	487
36	Chinn's Chapel	Donald Paul McGarvey	97	2	0	0	2	0	0	0	0	0	0	4	0	0	0	2	95
37	Lewisville First	Andy Lewis	1443	26	0	17	4	11	46	26	0	24	0	16	1	10	68	2	1296
38	Vista Ridge	Mary Beth Hardesty-Crouch	519	5	2	0	3	0	21	47	25	7	9	0	4	13	5	1	390
39	Button Memorial	Mel Caraway	143	1	0	0	4	0	6	5	2	1	0	0	3	2	0	1	127
40	Elm Ridge	Boyd Sawyer	37	0	3	0	0	0	0	0	0	0	0	1	0	0	0	2	37
41	Oak Grove	Elizabeth Moen	103	1	2	0	4	3	7	5	0	2	0	3	0	0	0	0	95
42	Good Shepherd	Diane Presley	95	2	4	0	5	1	0	5	0	0	0	2	0	0	0	0	100
43	McKinney First	Thomas O. Brumett	3239	99	89	0	125	65	15	4	0	35	7	24	12	31	48	2	3421
44	Stonebridge	John McLarty	1997	44	4	2	26	21	53	66	1	36	14	4	11	8	21	1	1877
45	McKinney Wesley	John Kay	242	5	0	0	9	0	10	2	0	7	0	2	3	0	2	0	230
46	Pilot Point	Penny Mitchell	107	0	2	0	4	2	0	0	0	2	0	3	0	0	0	0	110
47	Plano Christ	Donald W. Underwood	5198	147	0	2	54	23	100	30	1	38	1	17	20	16	16	0	5181
48	Custer Road	Kory Knott	4212	84	46	0	45	19	106	42	0	35	11	25	35	50	45	8	3985
49	Plano First	Paul Gould	2008	31	7	0	11	14	0	0	2	29	5	23	46	34	97	3	1832
50	St. Andrew	C. Robert Hasley, Jr.	6765	105	0	0	120	92	0	11	0	44	13	21	63	56	66	0	6808

North Central District Table 1 (Continued)

CHURCH MEMBERSHIP																					
		RECEIVED						REMOVED						FULL MEMBERS AT CLOSE OF YEAR							
		Total Professing Members At Close Of Last Year	This Year On Profession Of Christian Faith	Restored By Affirmation	Previous Year's Reporting Errors—Total Professing Membership By Addition	From Other United Methodist Churches	From Other Denominations	Charge Conference Action	Withdrawn	Previous Year's Reporting Errors—Total Professing Membership By Subtraction	Transfer To Other United Methodist Churches	Transfer To Other Denominations	Death	Asian	AA/Black	Hispanic/Latino	Native American	Pacific Islander	White	Multi-Racial	Total Professing Members At Close Of This Year
CHURCH NAME	PASTOR'S NAME	1	2A	2B	2C	3	4	5A	5B	5C	6	7	8	9A	9B	9C	9D	9E	9F	9G	9
51 Pleasant Grove	TBS	20	0	2	1	1	0	0	14	0	0	0	0	0	0	1	0	0	9	0	10
52 Verona	TBS	14	0	0	0	0	0	0	0	0	0	0	1	0	0	0	0	0	13	0	13
53 Ponder	Roger Ellison	64	6	0	0	2	0	0	0	0	6	7	1	0	0	0	0	0	58	0	58
54 Prosper	Jason McConnell	249	10	0	0	20	10	43	0	0	0	4	1	2	6	3	0	0	229	1	241
55 Rockwall First	Joe C. Pool	2449	61	5	0	56	31	91	2	0	18	6	21	6	16	33	2	4	2403	0	2464
56 Rowlett First	M. Jan Davis	1535	33	0	0	17	7	0	35	0	13	0	8	1	60	25	0	0	1450	0	1536
57 Royse City First	Timothy Marks	445	16	0	0	11	3	27	0	42	8	0	7	0	1	7	0	1	376	6	391
58 Sachse First	Julie Macpherson	431	12	0	0	21	5	0	0	0	6	4	2	4	4	7	0	0	442	0	457
59 Pleasant Valley	Christopher Everson	123	8	0	0	8	0	0	0	0	0	0	3	0	0	0	0	1	135	0	136
60 Sanger	Larry Rathbun	79	0	0	0	0	0	14	3	5	2	0	1	0	0	0	0	0	54	0	54
61 Stony	Joel Scheller	20	1	0	0	6	0	0	8	0	0	0	1	0	0	0	0	0	18	0	18
62 The Colony First	Marsha Middleton	752	13	3	0	8	0	83	18	0	5	0	5	10	21	32	1	6	594	1	665
63 Fellowship	Edlen O. Cowley	545	28	0	0	19	4	0	0	0	15	0	0	4	1	12	0	1	555	8	581
64 Wylie	Kathryn Strempeke	639	9	2	3	16	13	27	6	0	6	16	4	1	23	18	0	2	579	0	623
65 Copeville	Merged	27	0	0	0	0	0	0	0	0	19	8	0	0	0	0	0	0	0	0	0
66 Josephine	Merged	23	0	0	0	0	0	0	0	0	12	11	0	0	0	0	0	0	0	0	0
67 NORTH CENTRAL DISTRICT	Ronald Henderson	0	0	0	0	0	0	0	0	0	0	0	0	0	0	0	0	0	0	0	0
TOTAL 2014		58297	1547	230	51	1139	706	2191	606	372	620	236	340	587	495	814	42	44	55403	220	57605
TOTAL 2013		58550	1533	270	144	1164	852	2007	383	707	602	255	302	693	491	754	33	39	56040	207	58257
Inc/Dec 2014 over 2013		-253	14	-40	-93	-25	-146	184	223	-335	18	-19	38	-106	4	60	9	5	-637	13	-652

North Central District Table 2

	CHURCH MEMBERSHIP							CHURCH SCHOOL AND SMALL GROUP MINISTRIES										UMM		UMW	
	CHURCH NAME	Avg Attendance At All Weekly Worship Services	Number Of Persons Baptized This Year (0-12 yrs)	Number Of Persons Baptized This Year (13 yrs-older)	Baptized Members Who Are Not Professing Members	Number Of Other Constituents	Total Enrolled In Confirmation Classes This Year	Children In All Christian Formation Groups And Small Group Ministries	Youth In All Christian Formation Groups And Small Group Ministries	Young Adults In All Christian Formation Groups And Small Group Ministries	Adults In All Christian Formation Groups and Small Group Ministries	Total Christian Formation Participants	Avg Weekly Attendance (all ages) In Sunday School	Participants In Vacation Bible School	Number Of Classes and Other Small Groups (All Ages) For Learning In Sunday School	Number Of Classes and Other Small Groups (All Ages) For Learning Other Than Sunday School	Number Of Short-Term Classes And Small Groups (All Ages)	Membership In United Methodists Men	Amount Paid for Projects	Membership In United Methodist Women	Amount Paid For Local Church And Community Work
	10	11a	11b	12	13	14	15	16	17	18	19	20	21	22	23	24	25a	25b	26a	26b	
1	Creekwood	377	12	0	204	94	38	243	223	16	438	920	234	393	19	21	42	0	0	0	0
2	Allen First	885	23	4	11	171	0	211	151	138	330	830	483	488	44	264	20	58	6828	45	9400
3	Suncreek	531	16	2	262	595	60	1039	205	20	615	1879	221	308	30	15	28	35	5900	65	230
4	Anna	45	0	0	0	20	1	15	10	3	20	48	22	58	3	2	0	9	0	15	2100
5	Argyle	591	17	12	89	349	22	523	200	24	304	1051	383	253	21	20	21	0	0	0	0
6	Aubrey	27	0	0	0	16	0	3	3	1	13	20	10	0	2	0	0	0	0	0	0
7	Blue Ridge	103	3	5	6	23	4	34	50	8	70	162	37	43	8	9	2	27	372	8	1543
8	Aldersgate	190	3	0	20	40	9	44	34	0	105	183	158	83	13	6	0	0	0	0	0
9	Cambodian Fellowship	42	6	10	0	10	0	4	5	2	26	37	37	0	41	25	0	8	300	14	300
10	Carrollton First	462	8	2	74	142	11	104	60	20	246	430	320	187	26	32	6	0	0	0	0
11	Living Faith	15	0	0	0	0	0	0	0	0	11	11	8	0	0	5	0	17	0	18	0
12	Celina	188	7	1	66	143	12	77	43	12	121	253	61	108	6	4	1	0	0	24	1000
13	Chambersville	26	0	0	7	12	0	3	1	0	14	18	14	0	2	0	0	0	0	0	0
14	Copeville: Community	15	0	0	0	3	0	2	0	0	11	13	8	0	2	2	0	0	0	0	0
15	Coppell First	719	17	9	310	527	109	340	141	112	1012	1605	282	274	25	34	48	0	0	91	3496
16	Corinth: Faith	220	8	0	139	117	12	62	68	7	115	252	91	141	9	8	8	0	0	0	0
17	Cottage Hill	13	0	0	0	6	0	0	0	0	6	6	0	0	0	0	1	0	0	0	0
18	Denton Asbury	99	1	0	8	45	0	23	15	0	65	103	62	53	8	3	3	15	200	35	1000
19	Blue Mound	40	1	0	12	0	0	0	1	0	24	25	12	0	2	2	2	0	0	0	0
20	Cooper Creek	20	1	0	3	1	0	7	3	0	0	10	7	0	1	1	0	0	0	0	0
21	Denton First	768	8	15	165	313	40	273	116	82	350	821	407	326	29	11	21	0	0	145	3356
22	Denton Trinity	282	15	2	116	33	15	62	50	25	175	312	140	95	10	10	10	20	150	0	0
23	Christ Church of North Texas	72	0	2	0	0	6	11	9	6	7	33	70	19	3	2	2	16	1216	29	0
24	Farmersville	122	1	0	12	37	0	78	17	15	130	240	71	115	6	4	2	24	669	36	3175
25	Flower Mound	431	13	3	341	471	45	415	123	24	428	990	230	170	25	26	19	0	0	145	2430

North Central District Table 2 (Continued)

	CHURCH MEMBERSHIP						CHURCH SCHOOL AND SMALL GROUP MINISTRIES															UMM		UMW	

North Central District Table 2 (Continued)

	CHURCH MEMBERSHIP							CHURCH SCHOOL AND SMALL GROUP MINISTRIES										UMM		UMW	
	CHURCH NAME	10	11a	11b	12	13	14	15	16	17	18	19	20	21	22	23	24	25a	25b	26a	26b
51	Pleasant Grove	21	0	0	3	9	0	11	5	5	13	34	15	15	3	0	0	0	0	10	0
52	Verona	18	0	0	0	5	0	0	0	0	4	4	4	0	1	0	0	0	0	0	0
53	Ponder	80	0	2	9	34	6	16	58	0	22	96	26	96	2	5	0	0	0	0	0
54	Prosper	239	4	0	98	144	10	61	35	15	133	244	105	95	9	2	7	0	0	57	3845
55	Rockwall First	892	26	16	512	901	40	582	297	41	695	1615	435	673	36	21	12	0	0	0	0
56	Rowlett First	578	11	7	276	90	10	410	200	44	600	1254	385	370	32	16	42	45	14418	175	970
57	Royce City First	201	5	3	50	36	12	78	17	15	60	170	89	87	10	5	4	0	0	27	550
58	Sachse First	220	3	6	48	40	7	568	85	17	184	854	90	150	11	0	6	25	305	45	600
59	Pleasant Valley	74	0	2	0	30	1	8	10	2	45	65	15	21	4	2	3	0	0	0	0
60	Sanger	33	1	0	0	5	0	0	0	0	0	0	0	0	0	0	0	0	0	8	475
61	Stony	16	0	0	0	11	1	5	1	2	17	25	5	0	1	0	0	0	0	0	0
62	The Colony First	228	5	1	54	73	6	40	35	12	175	262	85	70	10	0	7	32	3000	75	9667
63	Fellowship	369	7	1	77	408	21	65	34	8	294	401	116	361	16	6	19	14	2500	0	0
64	Wylie	326	3	2	101	143	15	89	60	4	135	288	180	303	27	20	5	20	5710	20	0
65	Copeville	0	0	0	0	0	0	0	0	0	0	0	0	0	0	0	0	0	0	0	0
66	Josephine	1	0	0	0	0	0	0	0	0	0	0	0	0	0	0	0	0	0	0	0
67	NORTH CENTRAL DISTRICT	0	0	0	0	0	0	0	0	0	0	0	0	0	0	0	0	0	0	0	0
	TOTAL 2014	23115	618	237	9272	14777	1208	12075	6855	1728	20040	40698	11212	13051	1086	1058	779	1117	146143	2297	106075
	TOTAL 2013	23717	755	319	9690	15545	1288	14405	6834	1978	19963	43180	11542	14018	1111	1040	818	1179	147534	2259	128960
	Ine/Dec 2014 over 2013	-602	-137	-82	-418	-768	-80	-2330	21	-250	77	-2482	-330	-967	-25	18	-39	-62	-1391	38	-22885

North Central District Table 3

	MISSION AND COMMUNITY MINISTRIES					PROPERTY AND OTHER ASSETS				CONNECTIONAL PROGRAMS						
		Number Of Persons Sent On UMWIM Teams From Local Church	Number of persons engaged in mission	Number Of Persons Served By Community Ministries For Outreach, Justice, And Mercy	Number Of Persons Served By Community Ministries For Daycare And/or Education	Market Value Of Church-Owned Land, Buildings And Equipment	Market Value Of Other Church-Owned Assets	Debt Secured By Church Physical Assets	Other Debt	Total APPORTIONED To Local Church For All Causes Paid To AC Treasurer	Total PAID By Local Church For All Apportioned Causes To AC Treasurer	General Advance Specials Gifts	World Service Special Gifts	Annual Conference Advance Specials	Youth Service Fund	Other Funds For Connectional Mission And Ministry
CHURCH NAME	27a	27b	28	29	30	31	32	33	34	35a	35b	37	38	39	40	41
1 Creekwood	2	69	393	574	13962	5542705	447099	2305248	0	78465	78465	0	0	0	0	779
2 Allen First	6	200	2473	142	1763	7250000	1115533	2086926	0	164807	164807	0	0	0	0	1748
3 Sunecreek	6	125	1125	250	4200	5341861	343474	3726130	0	116851	116851	200	0	0	0	6781
4 Anna	0	0	0	0	200	433700	96076	0	0	12677	12677	0	0	0	0	0
5 Argyle	0	0	700	200	2000	6228045	611728	4654706	0	108091	108091	0	0	1500	0	250
6 Aubrey	0	0	0	0	0	441000	60000	0	0	3294	0	0	0	0	0	239
7 Blue Ridge	0	0	25	38	500	1119230	304894	0	0	13987	13987	0	0	0	0	0
8 Aldersgate	0	0	0	0	85	3408930	379597	1096332	0	30199	30199	0	0	0	0	0
9 Cambodian Fellowship	0	0	3	6	6	424360	32500	74452	0	0	0	0	0	0	0	0
10 Carrollton First	0	0	95	599	1776	14173514	1096102	6736941	0	97494	27401	494	0	0	0	3302
11 Living Faith	1	4	4	0	4	0	2000	0	0	2036	300	0	0	0	0	0
12 Celina	0	0	200	810	900	1750000	2445707	0	0	36565	36565	0	1	0	0	0
13 Chambersville	0	0	0	0	15	650000	78179	0	0	5183	5183	0	0	0	0	0
14 Copeville: Community	0	0	0	0	0	400000	85000	0	0	4499	0	0	0	0	0	0
15 Coppell First	0	0	259	178	4531	12345700	1011684	3568813	116106	218310	218310	722	0	0	0	0
16 Corinth: Faith	0	0	370	96	416	3125000	26755	2927322	0	40800	20400	300	0	0	0	1693
17 Cottage Hill	0	0	0	0	0	149000	35485	0	0	2121	2121	0	0	0	0	0
18 Denton Asbury	0	0	0	105	3500	2309878	56823	718947	593	31199	3000	0	0	0	0	0
19 Blue Mound	0	0	0	0	810	1178535	361954	0	0	6732	6732	0	0	0	0	0
20 Cooper Creek	0	0	20	0	0	310000	15249	0	0	3194	3194	0	0	0	0	0
21 Denton First	0	0	520	312	4400	12396000	3918691	1395235	214441	170310	170310	6840	0	0	0	2698
22 Denton Trinity	1	24	90	200	500	2141000	134948	750629	0	42791	42791	584	0	0	0	0
23 Christ Church of North Texas	0	1	3	1	49	2500000	320000	946683	0	13302	0	0	0	0	0	0
24 Farmersville	0	0	0	51	145	2071000	66166	0	0	23558	23558	501	0	0	0	500
25 Flower Mound	1	9	1000	642	5573	5229370	736592	901351	0	78024	78024	0	0	0	0	1000

North Central District Table 3 (Continued)

	MISSION AND COMMUNITY MINISTRIES					PROPERTY AND OTHER ASSETS				CONNECTIONAL PROGRAMS									
	CHURCH NAME	27a	27b	28	29	30	31	32	33	34	35a	35b	37	38	39	40	41	Other Funds For Connectional Mission And Ministry	
							Market Value Of Church-Owned Land, Buildings And Equipment	Market Value Of Other Church-Owned Assets	Debt Secured By Church Physical Assets	Other Debt	Total APORPORTIONED To Local Church For All Causes Paid To AC Treasurer	Total P/AD By Local Church For All Appointed Causes To AC Treasurer	General Advance Specials Gifts	World Service Special Gifts	Annual Conference Advance Specials	Youth Service Fund			
26	Trietsch Memorial	0	0	960	1510	2604	19463464	224139	7954398	0	307918	307918	18431	0	0	0	0	9996	26
27	Forney	0	0	30	231	1381	3537600	181200	618913	3653	32487	32487	544	0	0	0	0	0	27
28	Frisco First	0	0	403	2035	6322	13323837	353409	6957932	0	112361	112361	188	0	0	0	0	2347	28
29	Grace Avenue	1	12	967	1780	1330	11919082	208784	9128874	95000	166814	166814	0	0	0	0	0	1116	29
30	Cross Way	0	0	40	0	2200	12000	40018	0	0	0	0	0	0	0	0	0	0	30
31	Cornerstone	0	0	0	0	100	2082049	190677	731563	0	25849	4632	0	0	0	0	0	404	31
32	Heath	0	0	0	36	600	2700000	1751140	687780	0	37151	37150	0	0	0	0	0	1855	32
33	Justin	0	0	32	30	410	725467	55338	0	0	28780	28780	0	0	0	0	0	0	33
34	Krum First	0	0	57	197	657	21344040	90383	892754	0	21372	21372	0	0	0	0	0	0	34
35	Lake Cities	0	0	42	80	688	2305653	97863	525000	0	36289	36289	0	0	0	0	0	0	35
36	Chinn's Chapel	0	0	51	0	83	557369	60938	0	0	8583	8583	0	0	0	0	0	638	36
37	Lewisville First	2	21	269	480	6344	7122840	121620	371171	0	86453	86453	3750	0	0	0	0	3540	37
38	Vista Ridge	1	0	0	90	796	3852922	303491	668269	0	60012	60012	1018	0	0	0	0	7748	38
39	Button Memorial	0	0	40	75	1400	1454178	11976	320607	0	15257	9991	375	0	0	0	0	0	39
40	Elm Ridge	0	0	7	9	198	500000	9821	0	0	2582	2582	0	0	0	0	0	0	40
41	Oak Grove	0	0	61	0	1000	650000	455509	0	0	9169	9169	0	0	0	0	0	100	41
42	Good Shepherd	0	0	58	492	812	1167285	86987	0	0	11591	11591	739	0	0	0	0	0	42
43	McKinney First	3	48	178	875	1200	13969884	1356039	3541862	0	252360	252360	15536	0	0	0	0	11145	43
44	Stonebridge	0	0	1279	3162	4449	7311961	369189	4467419	0	135515	135515	5057	0	0	0	0	0	44
45	McKinney Wesley	0	0	0	16	0	3991129	352747	1171584	0	27588	4000	0	0	0	0	0	0	45
46	Pilot Point	0	0	9	0	30	837000	21578	16940	0	10486	10486	0	0	0	0	0	0	46
47	Plano Christ	4	75	7200	3300	7750	27255705	3050555	11139921	0	340840	340840	2661	0	0	0	0	2324	47
48	Custer Road	0	0	3900	330	9500	23200000	1164575	549273	0	354002	354002	4775	0	100	0	0	2895	48
49	Plano First	0	0	304	1260	3300	13655221	485210	4973049	0	194256	194256	3813	0	0	0	0	2751	49
50	St. Andrew	0	0	1734	1055	24164	26000000	3046725	8600000	800000	352161	352161	2439	0	0	0	0	13728	50

North Central District Table 3 (Continued)

	MISSION AND COMMUNITY MINISTRIES					PROPERTY AND OTHER ASSETS				CONNECTIONAL PROGRAMS						
	Number Of Persons Served By Community Ministries For Outreach, Justice, And Mercy	Number Of Persons Served By Community Ministries For Daycare And/or Education	Number of persons engaged in mission	Number Of Persons Sent On UMYIM Teams From Local Church	Number UMYIM Teams Sent From Local Church	Market Value Of Church-Owned Land, Buildings And Equipment	Market Value Of Other Church-Owned Assets	Debt Secured By Church Physical Assets	Other Debt	Total APPORTIONED To Local Church For All Causes Paid To AC Treasurer	Total PAID By Local Church For All Apportioned Causes To AC Treasurer	General Advance Specials Gifts	World Service Special Gifts	Annual Conference Advance Specials	Youth Service Fund	Other Funds For Connectional Mission And Ministry
CHURCH NAME	27a	27b	28	29	30	31	32	33	34	35a	35b	37	38	39	40	41
51 Pleasant Grove	0	0	0	5	30	49500	2659	0	0	1340	1340	0	0	0	0	0
52 Verona	0	0	0	0	15	49500	24642	0	0	1056	317	0	0	0	0	0
53 Ponder	0	0	0	0	30	655000	62925	309671	0	9960	9960	0	0	0	0	0
54 Prosper	0	0	230	158	33	2396821	10297454	407571	0	34990	34990	586	0	509	0	257
55 Rockwall First	3	64	615	452	4618	13900000	3042347	3029033	0	174402	174402	3000	0	2958	0	0
56 Rowlett First	0	0	47	375	650	4050000	1291410	636291	0	101638	101638	787	0	0	0	0
57 Royse City First	0	0	47	35	597	3298913	101972	41691	0	32770	32770	0	0	0	0	575
58 Sachse First	0	0	487	23	27	3000137	160895	624794	11433	37338	33604	3010	0	166	0	1961
59 Pleasant Valley	0	0	70	0	0	550000	229610	0	0	5044	5044	0	0	0	0	0
60 Sanger	0	0	0	0	132	707612	74467	0	0	5855	5855	0	0	0	0	0
61 Stony	0	0	0	0	58	169638	21985	0	0	2117	2117	0	0	1	0	0
62 The Colony First	1	12	75	135	1000	2038573	21230	2866450	0	46143	46143	265	0	0	0	530
63 Fellowship	0	0	125	185	300	3250000	230873	833575	0	51955	51955	14383	0	0	0	0
64 Wylie	0	0	438	250	2150	3600000	306000	1808068	0	61571	61571	750	0	0	0	291
65 Copeville	0	0	0	0	0	0	0	0	0	0	0	0	0	0	0	0
66 Josephine	0	0	0	0	0	0	0	0	0	1622	1622	0	0	0	0	0
67 NORTH CENTRAL DISTRICT	0	0	0	0	0	0	0	0	0	4772	400	0	0	0	0	0
TOTAL 2014	32	664	27035	22865	132293	337573208	43740616	105764168	1241226	4502166	4310870	92148	0	5235	0	83191
TOTAL 2013	33	634	22741	21876	118455	310098270	35105961	101447715	1033404	4348029	4198307	277541	0	7641	0	29652
Inc/Dec 2014 over 2013	-1	30	4294	989	13838	27474938	8634655	4316453	207822	154137	112563	-185393	0	-2406	0	53539

North Central District Table 4

	CONNECTIONAL PROGRAMS										MINISTERIAL SUPPORT							
	Annual Conference Special Sundry Offerings	Benevolences Directly To UM Causes (Not To AC Treasurer)	Benevolences Paid Directly To Non-UM Benevolent And Charitable Causes	Human Relations Day	One Great Hour Of Sharing	Peace With Justice	Native American Ministries	World Communion	UM Student Day	Direct-Billed Clergy Non-Health Benefits (Pension)	Direct-Billed Clergy Health Benefits	Base Compensation To Pastor	Base Compensation To Associate(s)	Housing And Utilities And/Or Related Allowances—Pastor And Associate(s)	Accountable Reimbursements—Pastor And Associate(s)	Other Cash Allowances (Non-Accountable—Pastor And Associate(s))	Salary And Benefits For Deacons	
	42	43	44	45a	45b	45c	45d	45e	45f	46	47	48	49	50	51	52	53	
1	Creekwood	0	2448	77345	0	0	0	0	0	11468	13617	58002	19508	39600	0	0	0	
2	Allen First	0	167376	0	0	0	0	0	0	19002	17622	74963	52127	117469	0	24640	79261	
3	Suncreek	0	0	102444	0	0	0	0	0	11982	8811	81630	75637	58922	7545	8052	0	
4	Anna	0	0	0	0	0	0	0	0	0	0	12000	0	12000	0	0	0	
5	Argyle	2500	2220	123993	200	1200	200	150	400	8759	8811	74200	0	40000	7000	0	0	
6	Aubrey	0	0	50	0	0	0	0	0	3492	0	4100	0	23923	0	0	0	
7	Blue Ridge	0	0	4904	0	0	0	0	0	6796	8811	38000	6742	6000	10000	0	0	
8	Aldersgate	0	0	0	0	0	0	0	0	7001	8811	44308	0	4059	1194	0	0	
9	Cambodian Fellowship	0	2000	0	0	0	0	0	0	0	0	0	0	7200	0	0	0	
10	Carrollton First	0	0	290282	0	442	0	0	0	13342	14418	100466	33267	45500	9127	0	0	
11	Living Faith	0	0	0	0	0	0	0	0	0	0	12000	0	0	0	0	0	
12	Celina	0	9000	0	0	0	0	0	0	7535	8811	33500	0	36313	6858	8588	0	
13	Chambersville	0	0	1500	0	0	0	0	0	887	0	9875	0	3125	1800	600	0	
14	Copeville: Community	700	0	1763	0	0	0	0	0	0	0	0	0	20840	0	0	0	
15	Coppell First	0	17462	83791	0	0	0	0	0	23790	26433	83800	65038	108741	8413	0	0	
16	Corinth: Faith	0	10234	41045	0	481	0	0	0	7718	8811	58000	0	22614	500	0	0	
17	Cottage Hill	0	0	250	0	0	0	0	0	585	0	8340	0	3420	0	0	0	
18	Denton Asbury	0	0	0	0	0	0	0	0	7778	8811	56307	0	23000	0	0	0	
19	Blue Mound	531	0	300	0	0	0	0	0	0	0	22959	0	0	2700	0	0	
20	Cooper Creek	0	59	430	0	0	0	0	0	0	0	600	0	14400	0	0	0	
21	Denton First	0	361596	60919	0	7583	115	0	0	24891	30438	82665	90676	91206	7975	0	0	
22	Denton Trinity	0	3093	24484	0	382	0	0	0	7953	8811	51000	0	27332	10283	0	0	
23	Christ Church of North Texas	0	0	1216	0	0	0	0	0	0	0	13600	0	0	200	0	0	
24	Farmersville	0	500	4450	0	0	0	0	0	7678	8811	57192	0	6945	910	0	0	
25	Flower Mound	0	17308	46298	0	0	678	0	530	17738	17622	56176	34696	53923	7106	3000	0	

North Central District Table 4 (Continued)

		CONNECTIONAL PROGRAMS									MINISTERIAL SUPPORT							
		Annual Conference Special Sunday Offerings	Benevolences Directly To U/M Causes (Not To AC Treasurer)	Benevolences Paid Directly To Non-U/M Benevolent And Charitable Causes	Human Relations Day	One Great Hour Of Sharing	Peace With Justice	Native American Ministries	World Communion	U/M Student Day	Direct-Billed Clergy Non-Health Benefits (Pension)	Direct-Billed Clergy Health Benefits	Base Compensation To Pastor	Base Compensation To Associate(s)	Housing And Utilities And/O Related Allowances—Pastor And Associate(s)	Accountable Reimbursements— Pastor And Associate(s)	Other Cash Allowances (Non-Accountable)— Pastor And Associate(s)	Salary And Benefits For Deacons
CHURCH NAME		42	43	44	45a	45b	45c	45d	45e	45f	46	47	48	49	50	51	52	53
26	Trietsch Memorial	12607	50092	276293	0	0	0	0	0	0	18849	19224	104854	85933	111870	6000	1029	261977
27	Forney	0	0	554	0	543	0	0	319	0	7562	8811	48902	0	26400	6000	0	0
28	Frisco First	3433	1915	74012	0	0	0	0	40	0	22546	26433	90457	79892	87559	9495	521	0
29	Grace Avenue	0	32334	8362	0	0	0	0	0	0	23351	26433	86249	146780	47500	0	3828	92883
30	Cross Way	0	750	3072	0	0	0	0	0	0	7833	8811	50678	0	29238	0	0	0
31	Cornerstone	0	0	1600	0	70	0	0	0	0	7175	8811	48628	0	23008	0	0	0
32	Heath	0	365	13413	0	0	0	0	0	0	8007	8811	60816	0	10342	3813	0	0
33	Justin	0	0	0	0	0	0	0	0	0	7047	9574	50144	0	20000	2000	3000	0
34	Krum First	0	40	0	0	0	0	0	0	0	7159	8811	49500	1200	5253	2000	0	0
35	Lake Cities	0	0	8448	0	412	0	0	89	0	7829	8811	30081	3496	43684	2298	0	0
36	Chinn's Chapel	0	300	650	0	0	0	0	0	0	6998	8811	28500	0	28000	5000	0	0
37	Lewisville First	0	0	483757	0	0	0	0	0	0	8726	8811	81311	0	30000	2000	6042	0
38	Vista Ridge	265	0	11960	0	279	0	0	0	0	7688	8811	49187	0	37000	4999	12320	0
39	Button Memorial	0	0	23618	0	0	0	0	0	0	7063	8811	38270	0	20000	1385	0	0
40	Elm Ridge	0	0	814	0	0	0	0	0	0	0	0	6600	0	0	0	0	0
41	Oak Grove	0	0	0	0	0	0	0	0	0	6157	7491	28720	0	24000	2000	0	0
42	Good Shepherd	0	9904	1381	0	289	93	0	108	0	6978	8811	37306	0	24000	3263	0	0
43	McKinney First	0	266833	198121	0	2852	0	0	0	0	30994	35244	80345	155868	100209	33859	36960	119460
44	Stonebridge	0	0	133297	0	0	0	0	0	0	24193	25632	89600	72194	83294	15401	0	0
45	McKinney Wesley	0	0	0	0	0	0	0	0	0	6635	8811	35647	0	4972	2400	0	0
46	Pilot Point	0	7580	887	0	0	0	0	0	0	6761	8811	38570	0	3066	2092	249	0
47	Plano Christ	0	3350	1035211	0	0	0	0	0	0	22282	22428	131600	66400	102800	0	7931	0
48	Custer Road	0	79529	85070	0	500	0	0	0	0	31733	35244	78404	124731	148308	16107	20251	137516
49	Plano First	250	4782	73538	0	0	0	0	0	0	28736	34033	105724	97374	117500	11545	0	0
50	St. Andrew	0	9000	611012	0	0	0	0	0	0	57491	58473	203200	268093	216100	5000	47802	0

North Central District Table 4 (Continued)

		CONNECTIONAL PROGRAMS										MINISTERIAL SUPPORT									
		Annual Conference Special Sunday Offerings	Benevolences Directly To U/M Causes (Not To AC Treasurer)	Benevolences Paid Directly To Non-U/M Benevolent And Charitable Causes	Human Relations Day	One Great Hour Of Sharing	Peace With Justice	Native American Ministries	World Communion	U/M Student Day	Direct-Billed Clergy Non-Health Benefits (Pension)	Direct-Billed Clergy Health Benefits	Base Compensation To Pastor	Base Compensation To Associate(s)	Housing And Utilities And/Or Related Allowances—Pastor And Associate(s)	Accountable Reimbursements—Pastor And Associate(s)	Other Cash Allowances (Non-Accountable—Pastor And Associate(s))	Salary And Benefits For Deacons			
CHURCH NAME	42	43	44	45a	45b	45c	45d	45e	45f	46	47	48	49	50	51	52	53				
51 Pleasant Grove	0	0	1152	0	0	0	0	0	0	0	0	0	0	0	0	0	0	0	0	0	51
52 Verona	0	0	0	0	0	0	0	0	0	0	0	0	0	0	0	0	0	0	0	0	52
53 Ponder	0	0	2915	0	0	0	0	0	0	0	0	0	12500	0	16000	0	12000	0	0	0	53
54 Prosper	0	115722	25055	0	0	0	0	0	0	7778	8811	63600	0	6150	4000	0	0	0	0	0	54
55 Rockwall First	0	52409	58212	0	0	0	0	0	0	12607	12816	91347	23097	15750	14346	13440	218838	0	0	0	55
56 Rowlett First	0	5850	143605	0	0	0	0	0	0	9105	9612	67706	31519	69000	4500	4776	0	0	0	0	56
57 Royse City First	0	14415	4356	0	581	0	0	0	0	7313	8811	43000	1560	33540	5508	0	0	0	0	0	57
58 Sachse First	0	0	53119	0	880	0	0	0	0	5537	6408	42185	3500	31000	1975	0	0	0	0	0	58
59 Pleasant Valley	0	115046	2000	0	0	0	0	0	0	7006	9612	13452	0	12000	0	0	0	0	0	0	59
60 Sanger	0	0	4670	0	0	75	0	0	0	0	0	5628	0	9372	200	0	0	0	0	0	60
61 Stony	0	0	2000	0	37	0	0	0	0	0	0	0	0	11000	500	0	0	0	0	0	61
62 The Colony First	0	7075	0	0	0	0	0	0	50	7544	8811	44286	20000	28000	3813	0	0	0	0	0	62
63 Fellowship	8937	0	32313	155	217	0	54	134	77	7898	6808	80040	24154	49893	3040	2240	0	0	0	0	63
64 Wylie	0	470	24817	0	753	0	0	0	0	7366	8811	55262	12914	13500	5542	0	0	0	0	0	64
65 Copeville	0	0	0	0	0	0	0	0	0	0	0	0	0	0	0	0	0	0	0	0	65
66 Josephine	0	0	0	0	0	0	0	0	0	0	0	0	0	0	0	0	0	0	0	0	66
67 NORTH CENTRAL DISTRICT	0	0	0	0	0	0	0	0	0	0	0	0	0	0	0	0	0	0	0	0	67
TOTAL 2014	29223	1371057	4264748	355	17501	1161	204	1670	377	630342	694701	3205982	1596396	2405840	261692	217269	909935				
TOTAL 2013	33295	1072017	3841548	275	11374	946	408	1377	599	768076	679498	3162751	1479358	2407348	254281	212106	1020096				
Ine/Dec 2014 over 2013	-4072	299040	423200	80	6127	215	-204	293	-222	-137734	15203	43231	117038	-1508	7411	5163	-110161				

North Central District Table 5

	LOCAL CHURCH EXPENDITURES						RECEIVED FOR ANNUAL BUDGET/SPENDING PLAN									
	Salary And Benefits For All Other Church Staff	Program Expenses	Other Operating Expenses	Principal And Interest On Indebtedness, Loans, Mortgages, Etc.	Capital Expenditures For Building, Improvements, And Major Equipment Purchases	TOTAL AMOUNT PAID BY LOCAL CHURCH ON ALL EXPENDITURES	Number Of Households Giving To Local Church	Amount Received Through Pledges	Amount Received From Non-Pledging, But Identified Givers	Amount Received From Unidentified Givers	Amount Received From Interest and Dividends	Amount Received From Sale of Church Assets	Amount Received Through Building Use Fees, Contributions, And Rentals	Amount Received Through Fundraisers And Other Sources	TOTAL INCOME FOR ANNUAL BUDGET/SPENDING PLAN	
	55	56	57	58	59	60	61	62a	62b	62c	62d	62e	62f	62g	62	
CHURCH NAME	55	56	57	58	59	60	61	62a	62b	62c	62d	62e	62f	62g	62	
1 Creekwood	383006	61156	125612	193922	3333	1068261	461	689798	227158	17516	0	0	0	0	934472	
2 Allen First	618381	116131	299467	303895	58325	2115214	612	1340066	338852	21320	0	0	75650	247303	2023191	
3 Suncrest	349529	93074	143875	225804	0	1291137	747	850769	307240	25356	0	0	63688	878	1247931	
4 Anna	18907	8734	21700	0	7709	93727	69	0	68126	6241	373	0	0	0	74740	
5 Argyle	683264	88940	237452	270908	274516	1934854	596	1102767	384298	22838	1922	0	100	69104	1581029	
6 Aubrey	4150	787	9729	3280	0	49750	24	40244	13873	3604	0	0	0	0	57721	
7 Blue Ridge	19588	8323	33020	0	7461	163632	41	0	233098	10400	424	0	0	0	243922	
8 Aldersgate	128841	8870	78218	81919	0	393420	151	264047	131683	10760	0	0	0	0	406490	
9 Cambodian Fellowship	0	1000	16440	35548	0	62188	35	27380	0	0	0	0	0	250	27630	
10 Carrollton First	441760	126415	169499	645659	52545	1973919	338	1095650	310253	12160	0	0	6625	0	1424688	
11 Living Faith	0	8437	3300	0	0	24037	7	0	21089	1000	0	0	0	395	22484	
12 Celina	208912	30049	31784	0	16000	433916	162	201138	200070	5200	784	0	200	5160	412552	
13 Chambersville	11700	2000	7000	0	0	43670	27	0	28107	5494	0	0	2760	12058	48419	
14 Copeville: Community	0	0	10327	0	0	33630	14	0	39001	0	0	0	0	1777	40778	
15 Coppell First	883788	181973	369236	59877	3531779	5663153	773	1592721	555181	31501	499	0	20486	2521	2202909	
16 Corinth: Faith	188683	29377	85430	103860	4331	583477	305	0	504329	4990	32	0	1351	61946	572648	
17 Cottage Hill	0	1583	2261	0	0	18560	18	0	23514	1207	0	0	0	0	24721	
18 Denton Asbury	103112	9520	53680	68159	0	333367	114	323835	7883	4672	40	0	0	0	336430	
19 Blue Mound	10554	3688	14861	0	13100	75425	19	0	48823	10314	104	0	361	0	59602	
20 Cooper Creek	0	427	8287	0	0	27397	12	0	24060	6293	0	0	0	0	30353	
21 Denton First	674655	84542	246944	201182	136597	2281832	870	1507466	271319	31411	1831	0	4900	67766	1884693	
22 Denton Trinity	140233	16035	80226	73335	16058	502600	263	275837	190676	10382	0	0	18040	0	494935	
23 Christ Church of North Texas	27550	7700	23500	11300	2573	87639	6	0	86000	1639	0	0	0	0	87639	
24 Farmersville	65590	5630	28408	0	21766	232439	104	0	225601	8452	88	0	0	0	234141	
25 Flower Mound	358745	60248	137062	86143	36977	1013274	429	649623	263242	22047	2274	0	1075	27448	965709	

North Central District Table 5 (Continued)

	CHURCH NAME	LOCAL CHURCH EXPENDITURES					RECEIVED FOR ANNUAL BUDGET/SPENDING PLAN									
		55	56	57	58	59	60	61	62a	62b	62c	62d	62e	62f	62g	62
		Salary And Benefits For All Other Church Staff	Program Expenses	Other Operating Expenses	Principal And Interest On Indebtedness, Loans, Mortgages, Etc.	Capital Expenditures For Building Improvements, And Major Equipment Purchases	TOTAL AMOUNT PAID BY LOCAL CHURCH ON ALL EXPENDITURES	Number Of Households Giving To Local Church	Amount Received Through Pledges	Amount Received From Non-Pledging But Identified Givers	Amount Received From Unidentified Givers	Amount Received From Interest and Dividends	Amount Received From Sale of Church Assets	Amount Received Through Building Use Fees, Contributions, And Rentals	Amount Received Through Fundraises And Other Sources	TOTAL INCOME FOR ANNUAL BUDGET/SPENDING PLAN
26	Trietsch Memorial	1137948	111276	458430	455043	143447	3591217	1239	1854092	1167475	45389	59	0	52763	285149	3404927
27	Forney	91400	19002	65110	147734	1429	456797	131	0	318823	3546	0	0	39121	0	361490
28	Frisco First	481041	124993	255990	1020084	78373	2471680	599	1369710	234921	19571	0	0	190621	1305	1816128
29	Grace Avenue	838341	56476	145687	389363	94107	2159624	1699	1378667	438641	53890	0	0	350	60336	1931884
30	Cross Way	65375	7260	32797	0	0	205814	65	78325	60237	7000	11	0	0	0	145573
31	Cornerstone	28157	2000	66788	72780	0	264053	111	144808	54092	5576	53	0	648	18263	223440
32	Heath	92707	16317	100068	14031	15875	383570	132	140054	224411	10296	0	0	815	0	375576
33	Justin	77844	68901	76552	12168	0	356010	90	309318	0	0	0	34751	0	0	344069
34	Krum First	55966	10850	37567	64209	0	263927	132	95276	110111	8270	3048	0	700	60400	277805
35	Lake Cities	111491	23547	56350	44875	6190	383890	210	204541	119680	9310	0	0	8100	5706	347337
36	Chinn's Chapel	5300	9064	13724	0	1035	116603	62	0	101341	11260	9	0	5600	2421	120631
37	Lewisville First	307080	45001	117860	172611	79822	1436764	354	688919	271089	23982	305	0	15749	23712	1023756
38	Vista Ridge	284651	67565	92637	98074	1494	745708	236	494828	102360	6266	62	0	2200	54929	660645
39	Button Memorial	32460	5368	35750	30390	31355	244836	52	0	158553	4103	166	0	11899	1322	176043
40	Elm Ridge	575	2754	5279	0	1643	20247	26	0	17630	5010	0	0	0	0	22640
41	Oak Grove	25968	6240	14909	0	27442	152196	91	102120	20477	3373	155	0	100	111	126336
42	Good Shepherd	51684	7603	25495	0	32170	221415	50	125127	60288	4507	41	0	7	3290	193260
43	McKinney First	637638	99653	320215	238664	23273	2659229	1118	1559533	782906	64243	100	0	30465	1039	2438286
44	Stonebridge	793476	18825	112856	337198	54034	1900572	613	451968	1270085	49320	17	0	25072	169439	1965901
45	McKinney Wesley	69467	6864	67589	57781	23337	287503	93	0	205019	3383	0	0	39887	167	248456
46	Pilot Point	13636	3869	18254	6600	0	120861	50	65781	27983	5188	0	0	9955	0	108907
47	Plano Christ	1048356	199075	662235	1553544	228565	5429602	1890	3452499	710470	66608	32	0	5923	38807	4274339
48	Custer Road	1496152	257372	633194	267443	195953	3969279	1707	2875605	978202	26328	12704	0	148	0	3892987
49	Plano First	532577	81973	393968	324174	41600	2048594	762	1247913	530900	19066	328	0	13650	29578	1841435
50	St. Andrew	722224	268708	393011	804323	140401	4173166	1872	3934183	1704491	87582	23	0	47395	0	5773674

North Central District Table 5 (Continued)

		LOCAL CHURCH EXPENDITURES					RECEIVED FOR ANNUAL BUDGET/SPENDING PLAN									
	CHURCH NAME	55	56	57	58	59	60	61	62a	62b	62c	62d	62e	62f	62g	62
		Salary And Benefits For All Other Church Staff	Program Expenses	Other Operating Expenses	Principal And Interest On Indebtedness, Loans, Mortgages, Etc.	Capital Expenditures For Building, Improvements, And Major Equipment Purchases	TOTAL AMOUNT PAID BY LOCAL CHURCH ON ALL EXPENDITURES	Number Of Households Giving To Local Church	Amount Received Through Pledges	Amount Received From Non-Pledging, But Identified Givers	Amount Received From Unidentified Givers	Amount Received From Interest and Dividends	Amount Received From Sale of Church Assets	Amount Received Through Building Use Fees, Contributions, And Rentals	Amount Received Through Fundraisers And Other Sources	TOTAL INCOME FOR ANNUAL BUDGET/SPENDING PLAN
51	Pleasant Grove	1200	22	2243	0	1339	7296	8	0	7944	0	0	0	100	111	8155
52	Verona	1200	563	3179	0	0	5259	11	0	6479	0	0	0	0	0	6479
53	Ponder	10800	8971	22976	26869	0	122991	42	0	136170	0	0	0	0	0	136170
54	Prosper	117852	16662	79684	45150	47147	573953	203	245072	138199	11365	9	0	2526	17852	415023
55	Rockwall First	474240	106447	318324	297963	417049	2307245	773	747687	1169468	20715	6949	0	61108	0	2005927
56	Rowlett First	374016	65888	87881	83012	91209	1150104	558	621281	280506	19755	2912	0	0	64578	989032
57	Royse City First	98375	13899	83705	11393	14149	373950	153	0	332747	7373	159	0	11296	1887	353462
58	Sachse First	120577	25132	95361	69604	23729	517748	221	354372	77965	10158	64	0	7892	1159	451610
59	Pleasant Valley	14040	9606	11117	0	9226	208149	82	72141	48399	8695	281	0	0	567	130083
60	Sanger	9063	238	20293	0	9375	64769	26	45989	11454	2243	61	0	1780	0	61527
61	Stony	0	59	5101	0	17120	37935	11	0	18866	19225	2	0	0	0	38093
62	The Colony First	123033	9947	74304	33720	0	407521	274	302351	81609	6214	419	0	8577	6062	405232
63	Fellowship	178077	71298	82985	117944	4200	736802	345	437889	258708	16032	690	0	11050	0	724369
64	Wylie	278493	40858	103038	114702	11259	740397	248	447881	185439	1741	65	0	2115	64763	702004
65	Copeville	0	0	0	0	0	0	0	0	0	0	0	0	0	0	0
66	Josephine	0	0	0	0	0	1622	0	0	0	0	0	0	0	0	0
67	NORTH CENTRAL DISTRICT	0	0	0	0	0	5172	0	0	0	0	0	0	0	0	0
	TOTAL 2014	16123428	2844785	7429824	9276237	6050417	61824588	22536	33809271	16927614	941380	37095	34751	802848	1409559	53962518
	TOTAL 2013	15480647	2593212	7505455	11776932	2814633	59629373	22885	32061573	16740538	1088213	33211	500	824277	891194	51639506
	Inc/Dec 2014 over 2013	642781	251573	-75631	-2500695	3235784	2195215	-349	1747698	187076	-146833	3884	34251	-21429	518365	2323012

North Central District Table 6

	RCVD FOR CAPITAL CAMPAIGNS/SPECIAL PROJECTS					RECEIVED FROM OTHER SOURCES				
	Capital Campaigns	Memorials, Endowments, Bequests	Other Sources & Projects	Received For Specials And Other Directed Benevolences	TOTAL INCOME FOR DESIGNATED CAUSES	Equitable Compensation Funds	Advanced Special, Apportioned And Connectional Funds	Other Grants And Financial Support From Institutional Sources	Total Income From Connectional And Other Sources Outside Church	
CHURCH NAME	63a	63b	63c	63d	63	64a	64b	64c	64	
1 Creekwood	0	90	115000	47104	162194	0	0	0	0	0 1
2 Allen First	0	4176	0	74252	78428	0	0	76000	76000	2
3 Sunecreek	207104	5693	0	0	212797	0	0	0	0	0 3
4 Anna	12230	100	0	2578	14908	0	0	0	0	0 4
5 Argyle	293320	0	0	1750	295070	0	0	0	0	0 5
6 Aubrey	8008	3	0	0	8011	0	0	0	0	0 6
7 Blue Ridge	0	4050	4364	0	8414	0	0	0	0	0 7
8 Aldersgate	230211	0	0	0	230211	0	0	0	0	0 8
9 Cambodian Fellowship	0	0	0	1400	1400	0	0	0	0	0 9
10 Carrollton First	25122	2090	282024	294520	603756	0	0	0	0	0 10
11 Living Faith	0	0	0	0	0	0	0	0	0	0 11
12 Celina	236930	700	0	0	237630	0	0	0	0	0 12
13 Chambersville	0	380	0	0	380	0	0	0	0	0 13
14 Copeville: Community	0	0	0	0	0	0	0	0	0	0 14
15 Coppell First	340553	6136	5343	0	352032	0	0	0	0	0 15
16 Corinth: Faith	0	0	7222	0	7222	0	9353	0	9353	16
17 Cottage Hill	0	4000	56	0	4056	0	0	0	0	0 17
18 Denton Asbury	0	230	0	0	230	0	0	0	0	0 18
19 Blue Mound	0	0	0	0	0	0	0	0	0	0 19
20 Cooper Creek	0	0	0	0	0	0	0	0	0	0 20
21 Denton First	858154	494275	0	0	1352429	0	0	0	0	0 21
22 Denton Trinity	34570	0	0	0	34570	0	0	0	0	0 22
23 Christ Church of North Texas	0	0	0	0	0	0	0	0	0	0 23
24 Farmersville	0	1925	0	0	1925	0	0	0	0	0 24
25 Flower Mound	785232	582	0	45701	831515	0	0	0	0	0 25

North Central District Table 6 (Continued)

	RCVD FOR CAPITAL CAMPAIGNS/SPECIAL PROJECTS					RECEIVED FROM OTHER SOURCES			
	Capital Campaigns	Memorials, Endowments, Bequests	Other Sources & Projects	Received For Specials And Other Directed Benevolences	TOTAL INCOME FOR DESIGNATED CAUSES	Equitable Compensation Funds	Advanced Special, Apportioned And Connectional Funds	Other Grants And Financial Support From Institutional Sources	Total Income From Connectional And Other Sources Outside Church
CHURCH NAME	63a	63b	63c	63d	63	64a	64b	64c	64
26 Trietsch Memorial	127205	20823	0	0	148028	0	0	0	0 26
27 Forney	101996	27570	0	2296	131862	0	0	0	0 27
28 Frisco First	636743	8467	0	6008	651218	0	0	0	0 28
29 Grace Avenue	362927	565	0	0	363492	0	0	0	0 29
30 Cross Way	28900	0	0	0	28900	0	36000	0	36000 30
31 Cornerstone	21415	52671	0	6059	80145	0	1500	0	1500 31
32 Heath	13148	250	0	21335	34733	0	0	0	0 32
33 Justin	0	945	0	0	945	0	0	0	0 33
34 Krum First	0	1351	9498	0	10849	0	0	0	0 34
35 Lake Cities	303303	0	0	10625	313928	0	0	0	0 35
36 Chinn's Chapel	0	450	0	1205	1655	0	0	0	0 36
37 Lewisville First	142333	2695	0	188737	333765	0	18000	0	18000 37
38 Vista Ridge	64830	610	0	9310	74750	0	0	0	0 38
39 Button Memorial	33920	11899	0	16085	61904	0	0	0	0 39
40 Elm Ridge	0	0	0	0	0	0	0	0	0 40
41 Oak Grove	15175	0	14580	7763	37518	2250	0	0	2250 41
42 Good Shepherd	0	325	28902	4264	33491	0	0	0	0 42
43 McKinney First	497024	9154	0	300402	806580	0	75996	0	75996 43
44 Stonebridge	78060	13333	13487	0	104880	0	0	0	0 44
45 McKinney Wesley	5811	1050	0	0	6861	0	0	0	0 45
46 Pilot Point	0	2340	0	887	3227	0	0	9353	9353 46
47 Plano Christ	461438	0	0	276412	737850	0	97500	25000	122500 47
48 Custer Road	30630	0	0	0	30630	0	0	0	0 48
49 Plano First	0	5480	8963	0	14443	0	0	0	0 49
50 St. Andrew	287915	70219	0	0	358134	0	24000	0	24000 50

North Central District Table 6 (Continued)

	RCVD FOR CAPITAL CAMPAIGNS/SPECIAL PROJECTS					RECEIVED FROM OTHER SOURCES				
	Capital Campaigns	Memorials, Endowments, Bequests	Other Sources & Projects	Received For Specials And Other Directed Benevolences	TOTAL INCOME FOR DESIGNATED CAUSES	Equitable Compensation Funds	Advanced Special, Apportioned And Connectional Funds	Other Grants And Financial Support From Institutional Sources	Total Income From Connectional And Other Sources Outside Church	
CHURCH NAME	63a	63b	63c	63d	63	64a	64b	64c	64	
51 Pleasant Grove	0	0	0	0	0	0	0	0	0	51
52 Verona	0	0	0	0	0	0	0	0	0	52
53 Ponder	0	0	0	0	0	0	0	0	0	53
54 Prosper	84730	2000	0	0	86730	0	97500	0	97500	54
55 Rockwall First	1451665	24621	0	89002	1565288	0	0	0	0	55
56 Rowlett First	448550	59	0	5850	454459	0	0	0	0	56
57 Royse City First	25932	40	0	11231	37203	0	0	0	0	57
58 Sachse First	10979	14238	39814	40596	105627	0	0	0	0	58
59 Pleasant Valley	0	110	1948	0	2058	0	125000	0	125000	59
60 Sanger	0	335	0	30	365	0	0	0	0	60
61 Stony	0	2422	0	0	2422	0	0	0	0	61
62 The Colony First	0	0	0	7075	7075	0	0	1000	1000	62
63 Fellowship	17836	309	0	56269	74414	0	0	0	0	63
64 Wylie	11192	10510	2847	1481	26030	0	0	0	0	64
65 Copeville	0	0	0	0	0	0	0	0	0	65
66 Josephine	0	0	0	0	0	0	0	0	0	66
67 NORTH CENTRAL DISTRICT	0	0	0	0	0	0	0	0	0	67
TOTAL 2014	8295091	809271	534048	1530227	11168637	2250	484849	111353	598452	
TOTAL 2013	6866031	422895	1039511	1562595	9891032	7051	388727	144500	540278	
Inc/Dec 2014 over 2013	1429060	386376	-505463	-32368	1277605	-4801	96122	-33147	58174	

Northwest District Table 1

CHURCH MEMBERSHIP																					
		RECEIVED						REMOVED						FULL MEMBERS AT CLOSE OF YEAR							
		Total Professing Members At Close Of Last Year	This Year On Profession Of Christian Faith	Restored By Affirmation	Previous Year's Reporting Errors—Total Professing Membership By Addition	From Other United Methodist Churches	From Other Denominations	Change Conference Action	Withdrawn	Previous Year's Reporting Errors—Total Professing Membership By Subtraction	Transfer To Other United Methodist Churches	Transfer To Other Denominations	Death	Asian	AA/Black	Hispanic/Latino	Native American	Pacific Islander	White	Multi-Racial	Total Professing Members At Close Of This Year
CHURCH NAME	PASTOR'S NAME	1	2A	2B	2C	3	4	5A	5B	5C	6	7	8	9A	9B	9C	9D	9E	9F	9G	9
1 Alvord	Veronica Greanead	125	2	2	13	3	2	0	0	0	2	0	2	0	0	1	0	0	142	0	143
2 Antelope	Lonny Hawkins	14	0	0	0	0	0	0	0	0	0	0	0	0	0	0	0	0	14	0	14
3 Archer City	Rebecca Grogan	184	3	0	0	5	0	4	0	0	1	0	2	1	0	1	0	0	183	0	185
4 Bellevue	Greg Parr	21	0	0	0	0	0	0	0	0	0	0	1	0	0	0	2	0	18	0	20
5 Vashti	Greg Parr	16	0	0	0	0	0	0	0	0	0	0	0	0	0	0	0	0	16	0	16
6 Bells	Steven D. Martinez	253	2	3	0	4	2	7	0	16	1	2	2	0	0	2	1	0	233	0	236
7 Bowie	Mona Millard	196	6	0	0	6	0	7	0	0	1	1	3	0	0	0	0	0	196	0	196
8 Boyd	James David Allen	159	1	2	0	1	1	18	1	0	3	1	3	0	0	1	0	0	137	0	138
9 Bridgeport	Samuel L. Caldwell	498	7	1	0	0	0	0	0	0	1	1	5	1	0	6	1	2	484	5	499
10 Bryson	Don Strickland	47	0	0	0	0	0	0	0	0	0	0	0	0	0	0	0	0	47	0	47
11 Perrin	Don Strickland	12	0	0	0	0	0	0	0	0	0	0	0	0	0	0	0	0	12	0	12
12 Burkburnett	Elizabeth Talbert	365	3	0	0	0	1	0	0	0	5	0	9	0	0	1	4	0	343	7	355
13 Byers	Terri Hale Whitgrove	48	0	0	0	0	3	0	0	0	0	1	0	0	0	1	0	0	49	0	50
14 Callisburg	Karen Harris-Martinez	157	0	0	10	0	0	0	0	0	2	0	2	0	1	0	0	0	162	0	163
15 Morris Memorial	Rick Davis	105	0	0	0	0	0	0	0	0	0	4	3	0	0	0	0	0	98	0	98
16 Collinsville	Gene Gordon	77	2	0	0	0	0	4	0	0	0	0	0	1	0	0	0	0	74	0	74
17 Decatur First	Brian Bosworth	941	11	2	0	13	8	0	2	0	2	1	11	1	0	4	0	0	944	10	959
18 Oak Grove Decatur	Shelley McNew	58	1	0	0	1	2	0	0	0	5	0	0	0	0	0	0	0	57	0	57
19 Harless Memorial	Bill Brown	69	1	0	0	0	0	0	0	0	0	0	2	0	0	7	0	0	61	0	68
20 Haven Chapel	Commie Linson	67	0	0	0	8	1	0	0	0	8	0	0	0	60	0	0	0	2	6	68
21 Price	Jimmy Greene	26	0	0	0	0	0	0	0	6	0	0	0	0	0	0	0	0	20	0	20
22 Denison Trinity	Jimmy Greene	162	0	0	0	2	0	30	0	0	0	0	5	0	3	2	0	0	124	0	129
23 Waples Memorial	Roy Spore	407	4	0	0	0	2	0	0	0	1	0	13	0	0	0	0	1	397	1	399
24 Electra	Robert W. Lee	146	0	0	0	0	0	0	0	0	3	1	3	0	0	0	0	0	136	3	139
25 Era	Larry Kruger	79	0	0	0	0	2	0	0	0	0	1	4	0	0	0	0	0	75	1	76

Northwest District Table 1 (Continued)

CHURCH MEMBERSHIP																					
		RECEIVED						REMOVED						FULL MEMBERS AT CLOSE OF YEAR							
		Total Professing Members At Close Of Last Year	This Year On Profession Of Christian Faith	Restored By Affirmation	Previous Year's Reporting Errors—Total Professing Membership By Addition	From Other United Methodist Churches	From Other Denominations	Change Conference Action	Withdrawn	Previous Year's Reporting Errors—Total Professing Membership By Subtraction	Transfer To Other United Methodist Churches	Transfer To Other Denominations	Death	Asian	AA/Black	Hispanic/Latino	Native American	Pacific Islander	White	Multi-Racial	Total Professing Members At Close Of This Year
CHURCH NAME	PASTOR'S NAME	1	2A	2B	2C	3	4	5A	5B	5C	6	7	8	9A	9B	9C	9D	9E	9F	9G	9
26 Rosston	Larry Kruger	49	0	0	0	0	2	1	0	0	0	0	0	1	0	0	0	0	49	0	50
27 Forestburg	Charles Jestis	70	3	0	1	0	0	12	0	0	0	0	0	0	0	0	0	0	62	0	62
28 Friberg-Cooper	Dan Conatser	81	1	0	0	3	2	0	0	0	0	0	2	0	0	0	0	0	85	0	85
29 Gainesville First	Don H. Yeager	621	12	0	0	6	1	0	4	0	5	2	10	0	4	5	1	0	609	0	619
30 Mission	Roslyn Eugster	51	4	0	0	0	0	0	0	0	2	3	0	0	0	0	0	0	50	0	50
31 Sivell's Bend	Roslyn Eugster	17	0	0	0	0	0	0	0	0	0	0	0	0	0	0	0	0	17	0	17
32 Whaley	Jerry L. Jones	276	6	0	0	0	1	10	0	0	3	1	4	0	2	6	0	0	253	4	265
33 Henrietta	Keva Green	388	3	0	0	5	5	0	1	0	4	5	7	0	0	1	0	0	383	0	384
34 Holliday	Paul Meyenberg	154	0	0	0	0	0	0	0	0	0	0	1	0	0	1	0	0	152	0	153
35 Howe	David Howeth	367	10	0	0	4	2	0	0	0	0	37	3	0	0	0	0	0	343	0	343
36 Iowa Park	Jon M. Eckstein	296	4	0	0	1	4	0	1	0	0	0	6	0	0	2	0	0	296	0	298
37 Jacksboro	Cassandra Wade	226	1	0	0	0	0	0	2	0	2	3	7	0	0	0	0	0	212	1	213
38 Nocona	Scott Melton	244	10	0	0	1	1	0	0	0	2	0	7	0	0	1	0	0	246	0	247
39 Paradise	Patti Mahaffey	88	0	0	6	6	1	0	0	0	0	0	4	0	0	1	0	0	96	0	97
40 Petrolia	Alvin Easterling	37	0	0	0	0	0	0	0	0	0	0	1	0	0	2	0	0	34	0	36
41 Lakeway	Allen Wesley Snider	341	3	6	0	5	4	0	9	0	2	4	2	0	0	0	0	0	342	0	342
42 Rhome	Fredric Utz	31	0	0	0	8	0	0	0	0	0	0	0	0	0	0	1	0	38	0	39
43 Sadler	Doyle Henderson	50	0	0	1	0	0	0	0	0	0	0	2	0	0	0	0	0	49	0	49
44 Saint Jo	Larry Coleman	36	0	0	0	0	0	0	1	0	1	0	4	0	0	0	0	0	30	0	30
45 Montague	Larry Coleman	25	0	0	0	0	0	0	0	0	0	0	0	0	0	0	0	0	25	0	25

Northwest District Table 1 (Continued)

CHURCH MEMBERSHIP																			
		RECEIVED						REMOVED						FULL MEMBERS AT CLOSE OF YEAR					
		Total Professing Members At Close Of Last Year	This Year On Profession Of Christian Faith	Restored By Affirmation	Previous Year's Reporting Errors—Total Professing Membership By Addition	From Other United Methodist Churches	From Other Denominations	Charge Conference Action	Withdrawn	Previous Year's Reporting Errors—Total Professing Membership By Subtraction	Transfer To Other United Methodist Churches	Transfer To Other Denominations	Death	Asian	AA/Black	Hispanic/Latino	Native American	Pacific Islander	White
CHURCH NAME	PASTOR'S NAME	1	2A	2B	2C	3	4	5A	5B	5C	6	7	8	9A	9B	9C	9D	9E	9F
																			9
46	Sherman First	Chris Dowd	1773	4	0	0	23	3	0	0	381	8	0	9	0	1	10	0	1393
47	Friendship	Kathy Brown	85	1	0	0	0	1	0	0	0	0	0	3	0	0	0	0	84
48	Sherman Grace	John Fleming	343	3	0	0	7	7	0	0	0	7	0	4	0	4	1	0	344
49	Key Memorial	Cindy Griffin	134	0	1	0	0	0	51	3	3	0	1	13	0	0	6	3	55
50	Sunset	Glenn Waldon	18	0	0	0	0	0	0	0	0	0	0	0	0	0	0	0	15
51	Garvin	Glenn Waldon	13	0	0	0	0	0	0	0	0	0	4	0	0	0	0	0	6
52	Tioga	Carroll A. Caddell	88	0	0	0	0	0	8	0	2	0	0	1	0	0	1	0	76
53	Tom Bean	Donald Haywood	175	7	0	0	1	1	0	0	0	0	2	0	1	0	0	0	181
54	Valley View	Cheryl Murphy	117	4	0	0	6	0	0	2	0	4	2	2	0	0	1	0	116
55	Van Alstyne	Scott Holcomb-McLain	353	16	3	3	11	10	20	10	0	2	0	4	0	2	0	0	358
56	Whitesboro	Kenneth Hildebrand	569	14	0	0	4	0	0	0	0	7	1	11	0	0	2	0	566
57	Whitewright	Frank Rahm	279	2	0	0	1	3	0	0	0	2	9	6	0	0	1	0	267
58	Marvin	Frank Rahm	24	0	0	0	0	0	0	0	0	0	2	0	0	0	0	0	22
59	Beverly Drive	Linda Marcum	144	1	0	0	0	2	0	2	8	0	0	6	0	2	1	2	126
60	Wichita Falls First	Paul Q. Goodrich	1329	21	1	0	15	8	2	0	0	14	1	19	3	5	4	0	1326
61	Floral Heights	David J. Turner	634	16	1	0	10	4	0	22	0	5	4	17	5	3	13	3	593
62	Mt. Calvary-Falls Chapel	Louis A. Pearce Sr.	30	0	0	0	23	12	0	1	0	4	0	1	0	24	12	0	23
63	WF St. Marks	Merwin Turner	124	0	0	0	0	0	0	0	0	0	0	3	3	2	1	0	115
64	WF Trinity	Justin Miller	299	3	0	0	2	2	0	0	0	0	4	2	0	1	15	0	284
65	University	Tommy R. Medley	322	3	0	0	8	0	0	0	0	4	2	3	0	4	3	0	303
66	WF Wesley	Cheryl Murray	148	0	2	0	1	0	0	0	7	2	1	6	0	2	1	0	129
67	St. James	Merged	51	0	0	0	0	0	0	26	0	5	20	0	0	0	0	0	0
68	Falls Chapel Fellowship	Merged	97	0	0	0	0	0	0	0	85	9	3	0	0	0	0	0	0
69	NORTHWEST DISTRICT	Marvin Guier	0	0	0	0	0	0	0	0	0	0	0	0	0	0	0	0	0
70	NORTH TEXAS CONFERENCE		0	0	0	0	0	0	0	0	0	0	0	0	0	0	0	0	0
	TOTAL 2014		14829	195	24	34	194	100	170	91	423	205	126	248	15	121	117	18	13777
	TOTAL 2013		15061	168	16	87	159	155	168	99	64	123	116	247	16	167	120	21	14430
	Inc/Dec 2014 over 2013		-232	27	8	-53	35	-55	2	-8	359	82	10	1	-1	-46	-3	-3	-1
																			-653
																			-9
																			-716

Northwest District Table 2

	CHURCH MEMBERSHIP							CHURCH SCHOOL AND SMALL GROUP MINISTRIES										UMM		UMW	

Northwest District Table 2 (Continued)

		CHURCH MEMBERSHIP						CHURCH SCHOOL AND SMALL GROUP MINISTRIES										UMM		UMW		
		Avg Attendance At All Weekly Worship Services	Number Of Persons Baptized This Year (0-12 yrs)	Number Of Persons Baptized This Year (13 yrs.-older)	Baptized Members Who Are Not Professing Members	Number Of Other Constituents	Total Enrolled In Confirmation Classes This Year	Children In All Christian Formation Groups And Small Group Ministries	Youth In All Christian Formation Groups And Small Group Ministries	Young Adults In All Christian Formation Groups And Small Group Ministries	Adults In All Christian Formation Groups And Small Group Ministries	Total Christian Formation Participants	Avg Weekly Attendance (all ages) In Sunday School	Participants In Vacation Bible School	Number Of Classes and Other Small Groups (All Ages) For Learning In Sunday School	Number Of Classes and Other Small Groups (All Ages) For Learning Other Than Sunday School	Number Of Short-Term Classes And Small Groups (All Ages)	Membership In United Methodist Men	Amount Paid for Projects	Membership In United Methodist Women	Amount Paid For Local Church And Community Work	
CHURCH NAME																		25a	25b	26a	26b	
26	Rosston	24	2	0	10	8	0	7	0	0	15	22	8	0	2	0	1	0	0	0	0	26
27	Forestburg	48	4	0	3	51	0	48	10	0	20	78	15	40	4	2	1	0	0	8	340	27
28	Friberg-Cooper	42	1	1	1	20	0	2	0	0	32	34	24	0	2	1	1	0	0	14	600	28
29	Gainesville First	222	6	1	82	85	8	90	76	29	45	240	87	110	11	9	12	0	0	32	3350	29
30	Mission	33	1	0	15	24	5	8	11	0	14	33	18	0	4	2	0	0	0	0	0	30
31	Sivell's Bend	28	0	0	0	11	0	0	0	0	0	0	0	0	0	0	0	0	0	0	0	31
32	Whaley	110	1	0	16	43	6	12	10	0	69	91	87	40	9	1	2	0	0	62	10799	32
33	Henrietta	106	2	1	34	0	0	40	32	11	101	184	63	75	7	10	2	0	0	18	6743	33
34	Holliday	50	1	0	18	16	0	8	0	0	20	28	25	23	3	0	2	0	0	0	0	34
35	Howe	115	2	5	54	51	10	40	29	27	70	166	67	10	14	3	0	0	0	12	1987	35
36	Iowa Park	196	2	2	22	88	9	48	43	11	74	176	98	77	11	1	16	10	0	35	2333	36
37	Jacksboro	57	0	0	17	19	0	11	36	0	15	62	26	40	7	1	0	0	0	0	0	37
38	Nocona	80	2	6	48	18	10	39	40	4	28	111	25	65	3	5	0	0	0	0	0	38
39	Paradise	40	2	0	0	11	0	6	4	0	16	26	9	0	2	2	1	3	0	0	0	39
40	Petrolia	25	0	2	0	17	0	7	2	2	10	21	4	0	2	0	3	0	0	0	0	40
41	Lakeway	156	3	1	14	23	2	28	7	9	56	100	54	81	6	3	2	9	175	23	1275	41
42	Rhame	29	0	0	1	3	0	6	0	0	0	6	17	0	2	0	0	0	0	10	404	42
43	Sadler	29	0	0	4	18	0	17	12	3	16	48	12	25	1	1	1	0	0	0	0	43
44	Saint Jo	24	1	0	7	9	0	18	0	0	25	43	28	22	2	4	0	0	0	5	223	44
45	Montague	17	1	0	6	14	0	9	0	0	0	9	4	0	1	0	1	0	0	0	0	45

Northwest District Table 2 (Continued)

		CHURCH MEMBERSHIP						CHURCH SCHOOL AND SMALL GROUP MINISTRIES												UMM		UMW	
		Avg Attendance At All Weekly Worship Services	Number Of Persons Baptized This Year (13 yrs-older)	Number Of Persons Baptized This Year (0-12 yrs)	Baptized Members Who Are Not Professing Members	Number Of Other Constituents	Total Enrolled In Confirmation Classes This Year	Children In All Christian Formation Groups And Small Group Ministries	Youth In All Christian Formation Groups And Small Group Ministries	Young Adults In All Christian Formation Groups And Small Group Ministries	Adults In All Christian Formation Groups and Small Group Ministries	Total Christian Formation Participants	Avg Weekly Attendance (all ages) In Sunday School	Participants In Vacation Bible School	Number Of Classes and Other Small Groups (All Ages) For Learning In Sunday School	Number Of Classes and Other Small Groups (All Ages) For Learning Other Than Sunday School	Number Of Short-Term Classes And Small Groups (All Ages)	Membership In United Methodist Men	Amount Paid for Projects	Membership In United Methodist Women	Amount Paid For Local Church And Community Work		
	DISTRICT	10	11a	11b	12	13	14	15	16	17	18	19	20	21	22	23	24	25a	25b	26a	26b		
46	Sherman First	331	3	1	111	9	2	153	31	9	275	468	170	147	18	16	3	0	0	133	9000		
47	Friendship	38	0	2	2	23	0	5	0	0	16	21	18	14	2	1	1	0	0	13	358		
48	Sherman Grace	201	2	0	25	19	3	15	25	10	108	158	102	70	8	9	2	15	200	18	819		
49	Key Memorial	34	0	0	0	8	0	0	0	0	15	15	20	0	2	2	1	0	0	0	0		
50	Sunset	22	0	0	0	0	0	0	1	0	7	8	6	0	1	0	0	0	0	0	0		
51	Garvin	10	1	0	0	3	1	3	0	0	0	3	3	0	0	0	0	0	0	0	0		
52	Tioga	45	0	0	8	15	0	17	9	0	13	39	18	68	4	6	1	0	0	0	0		
53	Tom Bean	78	3	0	0	0	3	6	15	0	36	57	30	21	4	3	0	0	0	0	0		
54	Valley View	75	2	1	34	22	3	28	11	4	35	78	28	85	6	3	1	0	0	0	0		
55	Van Alstyne	164	11	5	40	187	15	81	67	5	144	297	104	259	18	4	17	0	0	25	1500		
56	Whitesboro	239	7	1	2	123	9	64	40	29	180	313	124	60	11	3	11	16	3671	20	4108		
57	Whitewright	67	0	0	18	19	5	18	22	5	38	83	34	49	7	3	3	8	2000	13	1306		
58	Marvin	12	0	0	4	8	0	0	4	0	4	4	0	0	0	0	0	0	0	0	0		
59	Beverly Drive	58	0	1	0	13	2	14	5	7	53	79	27	0	7	6	1	4	0	21	100		
60	Wichita Falls First	336	11	3	269	222	8	92	60	26	278	456	161	51	19	8	0	0	0	0	0		
61	Floral Heights	283	9	1	64	107	4	29	25	11	175	240	188	40	14	14	4	0	0	0	0		
62	Mt. Calvary-Falls Chapel	54	1	2	0	0	6	15	6	0	18	39	24	32	4	2	2	0	0	15	900		
63	WF St. Marks	52	0	0	0	4	0	0	0	0	63	63	30	0	2	4	2	10	820	25	1500		
64	WF Trinity	89	3	3	73	25	0	15	15	10	70	110	45	35	5	4	3	0	0	0	0		
65	University	153	1	0	13	32	0	13	34	29	128	204	96	79	8	3	2	14	723	15	1625		
66	WF Wesley	85	1	1	14	47	0	20	6	1	55	82	40	90	7	3	0	15	0	20	4564		
67	St. James	6	0	0	0	0	0	0	0	0	0	0	0	0	0	0	0	0	0	0	0		
68	Falls Chapel Fellowship	42	3	2	0	0	0	4	2	0	18	24	18	27	3	2	16	0	0	0	0		
69	NORTHWEST DISTRICT	0	0	0	0	0	0	0	0	0	0	0	0	0	0	0	0	0	0	0	0		
70	NORTH TEXAS CONFERENCE	0	0	0	0	0	0	0	0	0	0	0	0	0	0	0	0	0	0	0	0		
	TOTAL 2014	5485	122	51	1309	1973	160	1554	958	353	3326	6191	2654	2401	361	211	144	184	13009	696	64101		
	TOTAL 2013	5607	84	41	1294	1918	98	1599	942	351	3441	6333	2672	2385	356	189	143	182	17367	691	66755		
	Inc/Dec 2014 over 2013	-122	38	10	15	55	62	-45	16	2	-115	-142	-18	16	5	22	1	2	-4358	5	-2654		

Northwest District Table 3

	MISSION AND COMMUNITY MINISTRIES					PROPERTY AND OTHER ASSETS				CONNECTIONAL PROGRAMS							
	CHURCH NAME	27a	27b	28	29	30	31	32	33	34	35a	35b	37	38	39	40	41
1	Alvord	0	0	35	0	142	1026150	64255	109507	0	11141	11141	253	0	0	0	610
2	Antelope	0	0	0	0	0	86000	48805	0	0	860	860	0	0	0	0	0
3	Archer City	0	0	125	0	1032	1329490	55358	62204	0	15315	15315	75	0	1532	0	0
4	Bellevue	0	0	0	0	15	212180	50184	0	0	1976	1976	0	0	0	0	0
5	Vashti	0	0	0	0	55	80000	4425	0	0	1575	1575	0	0	0	0	0
6	Bells	0	0	70	350	5785	115489	13595	74260	0	19207	19207	857	0	0	0	0
7	Bowie	0	0	100	0	890	4128000	912399	0	0	18916	18916	0	0	0	0	0
8	Boyd	0	0	15	0	3155	1470000	104296	207867	0	16178	16178	0	0	1618	0	0
9	Bridgeport	0	0	0	1500	4633	2894712	89109	45398	0	47434	47434	0	0	0	0	0
10	Bryson	0	0	0	0	16	321700	147502	0	0	2842	2842	0	0	0	0	0
11	Perrin	0	0	0	0	6	400000	600000	0	0	1653	1653	0	0	0	0	0
12	Burk Burnett	0	0	0	22	426	3784960	202178	0	0	29078	29078	243	0	0	0	0
13	Byers	0	0	0	0	25	401968	694	0	0	3417	3417	85	0	0	0	0
14	Callisburg	0	0	0	90	50	588048	250115	0	0	7876	7876	0	0	0	0	0
15	Morris Memorial	0	0	16	0	731	613694	54626	0	0	11314	11314	1089	0	0	0	0
16	Collinsville	0	0	0	0	250	250000	87680	0	0	4023	4023	25	0	0	0	0
17	Decatur First	0	0	160	50	1000	5285000	1395793	0	5785	73503	73503	1090	0	1500	0	890
18	Oak Grove Decatur	0	0	0	0	200	500000	69089	0	0	5933	5933	0	0	0	0	40
19	Harless Memorial	0	0	0	0	0	351000	11000	0	0	4101	4101	0	0	0	0	0
20	Haven Chapel	0	0	0	0	950	212000	2800	0	0	4405	600	0	0	0	0	0
21	Price	0	0	0	0	0	420700	33816	0	0	4270	4270	0	0	0	0	0
22	Denison Trinity	0	0	8	0	517	1515775	11059	37999	0	12405	12405	0	0	0	0	0
23	Waples Memorial	5	25	0	131	447	9829461	367500	0	28000	48168	48168	5078	0	0	0	0
24	Electra	0	0	0	17	185	1468883	94850	0	0	16601	16601	0	0	0	0	0
25	Era	0	0	0	0	10	400000	86153	0	0	4114	4114	0	0	200	0	0

Northwest District Table 3 (Continued)

	MISSION AND COMMUNITY MINISTRIES					PROPERTY AND OTHER ASSETS				CONNECTIONAL PROGRAMS							
	CHURCH NAME	27a	27b	28	29	30	31	32	33	34	35a	35b	37	38	39	40	41
										</							

Northwest District Table 3 (Continued)

	MISSION AND COMMUNITY MINISTRIES				PROPERTY AND OTHER ASSETS				CONNECTIONAL PROGRAMS						
	Number Of Persons Sent On UNIVM Teams From Local Church	Number Of Persons Sent On UNIVM Teams From Local Church	Number of persons engaged in mission	Number Of Persons Served By Community Ministries For Outreach, Justice, And Mercy	Number Of Persons Served By Community Ministries For Daycare And/or Education	Market Value Of Church-Owned Land, Buildings And Equipment	Market Value Of Other Church-Owned Assets	Debt Secured By Church Physical Assets	Other Debt	Total APPORTIONED To Local Church For All Causes Paid To AC Treasurer	Total PAID By Local Church For All Appointed Causes To AC Treasurer	General Advance Specials Gifts	World Service Special Gifts	Annual Conference Advance Specials	Other Funds For Connectional Mission And Ministry
DISTRICT	27a	27b	28	29	30	31	32	33	34	35a	35b	37	38	39	41
46 Sherman First	0	0	190	65	1200	10309740	78796	169675	0	103408	103408	0	0	0	373
47 Friendship	0	0	0	0	83	474000	42968	60088	0	8657	8657	67	0	0	0
48 Sherman Grace	1	8	225	70	4726	1729522	137221	0	0	42673	42673	3312	0	0	890
49 Key Memorial	0	0	55	0	7949	342657	151809	161469	0	13133	13133	0	0	0	0
50 Sunset	0	0	0	0	30	154000	49000	0	0	1127	1127	0	0	0	0
51 Garvin	0	0	0	0	2	150000	1546	0	0	901	901	0	0	0	0
52 Tioga	0	0	8	10	90	650000	15648	0	0	5743	5743	0	0	200	0
53 Tom Bean	0	0	0	0	200	874957	163635	0	0	10365	10365	0	0	0	0
54 Valley View	0	0	82	40	150	961573	47667	82482	0	10735	10735	0	0	1	0
55 Van Alstyne	0	0	118	98	400	4960000	272000	0	0	37413	37413	200	0	500	0
56 Whitesboro	0	0	51	53	1085	3460000	257506	254763	0	40004	40004	0	0	1500	0
57 Whitewright	0	0	87	0	1202	2225742	91560	0	0	21698	21698	810	0	0	0
58 Marvin	0	0	0	0	22	65000	5396	0	0	1610	1610	0	0	0	0
59 Beverly Drive	0	0	30	25	268	943764	59487	0	0	11301	11301	0	0	0	0
60 Wichita Falls First	0	0	189	96	1025	20891455	7706951	0	0	122457	122457	547	0	0	0
61 Floral Heights	0	0	100	40	5400	12150000	2100000	0	0	81775	81775	209	0	0	0
62 Mt. Calvary-Falls Chapel	0	0	0	0	0	390000	40958	0	0	3879	3879	0	0	0	0
63 WF St. Marks	0	0	2	0	212	1146878	56744	0	0	10660	10660	878	0	0	0
64 WF Trinity	0	0	0	260	280	1520405	124000	618000	0	22004	22004	0	0	0	0
65 University	0	0	37	0	68	4122833	133169	359674	3353	35738	35738	0	0	0	0
66 WF Wesley	0	1	25	100	1800	1110097	79280	0	0	16120	16120	0	0	0	0
67 St. James	0	0	0	0	0	331000	0	0	0	3245	0	0	0	0	0
68 Falls Chapel Fellowship	0	0	0	18	289	45000	700	0	0	0	0	0	0	0	0
69 NORTHWEST DISTRICT	0	0	0	0	0	0	0	0	0	0	7050	0	0	5125	0
70 NORTH TEXAS CONFERENCE	0	0	0	0	0	0	0	0	0	0	0	180	0	4394	905
TOTAL 2014	6	34	2312	4181	60667	142267395	20565551	4166262	37138	1288876	1288876	16716	0	20850	905
TOTAL 2013	6	62	3380	1955	58986	142505550	19064424	4134056	91345	1277208	1277208	67894	0	18986	1181
Inc/Dec 2014 over 2013	0	-28	-1068	2226	1681	-238155	1501127	32206	-54207	11668	11668	-51178	0	1864	-276

Northwest District Table 4

		CONNECTIONAL PROGRAMS									MINISTERIAL SUPPORT								
		Annual Conference Special Sunday Offerings	Benevolences Directly To U/M Causes (Not To AC Treasurer)	Benevolences Paid Directly To Non-U/M Benevolent And Charitable Causes	Human Relations Day	One Great Hour Of Sharing	Peace With Justice	Native American Ministries	World Communion	U/M Student Day	Direct-Billed Clergy Non-Health Benefits (Pension)	Direct-Billed Clergy Health Benefits	Base Compensation To Pastor	Base Compensation To Associate(s)	Housing And Utilities And/Or Related Allowances—Pastor And Associate(s)	Accountable Reimbursements—Pastor And Associate(s)	Other Cash Allowances (Non-Accountable)—Pastor And Associate(s)	Salary And Benefits For Deacons	
CHURCH NAME		42	43	44	45a	45b	45c	45d	45e	45f	46	47	48	49	50	51	52	53	
1	Alvord	406	0	2457	0	340	0	0	75	0	6071	7531	40485	0	4770	4128	0	0	
2	Antelope	0	0	225	0	0	0	0	0	0	0	0	2900	0	0	0	0	0	
3	Archer City	0	0	0	0	0	0	0	0	0	6762	8811	38415	0	8846	5016	0	0	
4	Bellevue	0	0	0	0	0	0	0	0	0	0	0	6000	0	0	0	0	0	
5	Vashti	0	0	0	0	0	0	0	0	0	0	0	7200	0	0	0	0	0	
6	Bells	0	967	21161	0	110	0	0	0	0	5656	6408	36151	0	6500	0	0	0	
7	Bowie	0	0	8226	0	0	0	0	0	0	6197	7369	45159	0	4626	753	0	0	
8	Boyd	0	0	3409	0	0	0	0	0	0	5293	6976	33991	0	3549	2136	0	0	
9	Bridgeport	0	0	37297	0	0	0	0	0	0	4755	5607	41803	0	6580	7885	5845	0	
10	Bryson	0	0	0	0	0	0	0	0	0	0	0	9549	0	1505	0	0	0	
11	Perrin	0	0	400	0	0	0	0	0	0	0	0	4874	0	0	0	0	0	
12	Burkburnett	0	1760	2248	0	0	0	0	0	0	6880	8811	28000	0	24559	1281	7513	0	
13	Byers	0	85	300	0	0	0	0	0	0	0	0	11561	0	0	0	0	0	
14	Callisburg	0	2000	500	0	0	0	0	0	0	3222	0	13011	0	6000	0	0	0	
15	Morris Memorial	0	0	2302	0	0	0	35	80	0	6017	7931	34221	0	2962	6093	7787	0	
16	Collinsville	0	0	1412	0	0	0	0	0	0	0	0	12000	0	0	0	1800	0	
17	Decatur First	564	13108	63120	0	300	0	0	0	0	14211	17622	55642	39370	25466	8311	8330	0	
18	Oak Grove Decatur	0	0	3108	0	0	0	0	0	0	0	0	13850	0	9046	4200	0	0	
19	Harless Memorial	0	580	0	0	0	0	0	0	0	0	0	7212	0	9266	3000	0	0	
20	Haven Chapel	0	0	0	0	0	0	0	0	0	0	0	12200	0	0	525	0	0	
21	Price	0	0	0	0	0	0	0	0	0	1692	2203	11869	0	0	0	0	0	
22	Denison Trinity	0	0	0	0	60	0	0	0	0	3384	4405	14995	0	6000	0	0	0	
23	Waples Memorial	0	0	32985	0	438	0	0	0	0	9616	11014	72404	9053	12865	2256	7931	0	
24	Electra	0	0	1400	0	0	0	0	0	0	0	0	32100	0	3600	3600	0	0	
25	Era	0	0	1451	0	0	0	0	0	0	0	0	0	0	7200	0	7200	0	

Northwest District Table 4 (Continued)

	CONNECTIONAL PROGRAMS										MINISTERIAL SUPPORT						
	Annual Conference Special Sunday Offerings	Benevolences Directly To LM Causes (Not To AC Treasure)	Benevolences Paid Directly To Non-LM Benevolent And Charitable Causes	Human Relations Day	One Great Hour Of Sharing	Peace With Justice	Native American Ministries	World Communion	LM Student Day	Direct-Billed Clergy/ Non-Health Benefits (Pension)	Direct-Billed Clergy Health Benefits	Base Compensation To Pastor	Base Compensation To Associate(s)	Housing And Utilities And/Or Related Allowances—Pastor And Associate(s)	Accountable Reimbursements— Pastor And Associate(s)	Other Cash Allowances (Non-Accountable)— Pastor And Associate(s)	Salary And Benefits For Deacons
	42	43	44	45a	45b	45c	45d	45e	45f	46	47	48	49	50	51	52	53
26 Rosston	0	400	2931	0	0	0	0	0	0	0	0	0	0	4475	0	5525	0
27 Forestburg	274	0	10358	0	0	0	0	0	0	6646	8811	35800	0	2250	7200	0	0
28 Friberg-Cooper	0	750	1838	0	0	0	0	0	0	0	0	500	0	14500	703	365	0
29 Gainesville First	700	0	40888	0	0	0	0	0	0	8325	8811	64249	0	36500	3903	8652	0
30 Mission	0	0	0	0	0	0	0	0	0	0	0	4800	0	0	0	0	0
31 Sivell's Bend	0	0	4500	0	0	0	0	0	0	0	0	4800	0	0	0	0	0
32 Whaley	0	115	89330	31	132	11	29	0	0	7687	8811	55682	0	11326	8609	0	0
33 Henrietta	0	0	2216	0	76	0	0	94	0	7458	8811	52634	0	14873	4797	4326	0
34 Holliday	25	0	0	0	0	0	0	0	0	0	0	4000	0	20000	380	0	0
35 Howe	0	2977	38534	0	0	0	0	0	0	7637	8811	57239	0	5227	6500	0	0
36 Iowa Park	0	0	12437	0	0	0	0	0	0	7444	8811	53206	0	3124	4512	0	0
37 Jacksboro	194	0	1551	0	0	0	0	0	0	7078	8811	40382	0	7530	5151	7931	0
38 Nocona	0	0	22611	0	0	0	0	0	0	7114	8811	50999	0	5733	7500	0	0
39 Paradise	0	0	3358	0	0	0	0	0	0	0	0	25000	0	0	0	0	0
40 Petrolia	0	0	0	0	0	0	0	0	0	0	0	960	0	10800	1200	0	0
41 Lakeway	0	12457	14652	0	0	0	0	0	0	6983	8811	44801	0	6774	5196	8160	0
42 Rhome	0	0	5931	0	0	0	0	0	0	0	0	5400	0	6000	0	3000	0
43 Sadler	0	0	50	0	0	0	0	0	0	0	0	21756	0	0	0	0	0
44 Saint Jo	0	211	2226	0	0	0	0	0	0	0	0	10381	0	5372	0	0	0
45 Montague	0	0	0	0	0	0	0	0	0	0	0	5133	0	3285	0	0	0

Northwest District Table 4 (Continued)

	CONNECTIONAL PROGRAMS										MINISTERIAL SUPPORT							
	Annual Conference Special Sundry Offerings	Benevolences Directly To U/M Causes (Not To AC Treasurer)	Benevolences Paid Directly To Non-U/M Benevolent And Charitable Causes	Human Relations Day	One Great Hour Of Sharing	Peace With Justice	Native American Ministries	World Communion	U/M Student Day	Direct-Billed Clergy Non-Health Benefits (Pension)	Direct-Billed Clergy Health Benefits	Base Compensation To Pastor	Base Compensation To Associate(s)	Housing And Utilities And/Or Related Allowances—Pastor And Associate(s)	Accountable Reimbursements—Pastor And Associate(s)	Other Cash Allowances (Non-Accountable)—Pastor And Associate(s)	Salary And Benefits For Deacons	
	DISTRICT	42	43	44	45a	45b	45c	45d	45e	45f	46	47	48	49	50	51	52	53
46	Sherman First	0	0	0	0	5968	0	0	0	0	15396	17622	75536	45760	62370	11240	12864	0
47	Friendship	250	592	237	0	0	0	0	0	0	3311	0	3940	0	15000	0	3000	0
48	Sherman Grace	521	5017	22891	0	500	0	0	0	0	7779	8811	55193	0	9013	19242	0	0
49	Key Memorial	0	2612	2526	0	155	0	0	0	0	0	0	12500	0	6000	0	0	0
50	Sunset	0	2380	330	0	0	0	0	0	0	0	0	150	0	3100	0	2750	0
51	Garvin	0	0	0	0	0	0	0	0	0	0	0	100	0	2000	0	1100	0
52	Tioga	0	0	12827	0	0	0	0	0	0	0	0	7600	0	11600	0	6000	0
53	Tom Bean	0	0	2630	0	0	0	0	0	0	0	0	31002	0	6000	8000	600	0
54	Valley View	0	0	2747	0	0	0	0	0	0	7018	8811	46270	0	5286	5000	0	0
55	Van Alstyne	0	0	82372	0	0	0	0	0	0	6970	8811	44441	0	15136	8484	7931	0
56	Whitesboro	250	0	22752	240	1494	489	339	242	402	7135	8811	48240	0	9671	15200	7931	0
57	Whitewright	0	0	2073	0	0	0	0	0	0	7153	7936	52177	0	5090	865	0	0
58	Marvin	0	0	0	0	0	0	0	0	0	875	875	4704	0	0	0	0	0
59	Beverly Drive	0	0	1000	0	0	0	0	0	0	0	0	32000	0	0	0	0	0
60	Wichita Falls First	610	0	7601	0	532	0	0	0	0	18256	17622	115052	49780	89000	3731	20972	72587
61	Floral Heights	0	500	93636	0	0	0	0	0	0	15591	17622	85398	39429	32141	2043	7513	0
62	Mt. Calvary-Falls Chapel	0	0	0	0	0	0	0	0	0	0	0	16200	0	9600	425	0	0
63	WF St. Marks	96	0	1433	0	0	0	0	0	0	0	0	30000	0	0	0	0	0
64	WF Trinity	0	0	12734	0	0	0	0	0	0	7202	8811	32320	0	30980	2700	0	0
65	University	0	225	25782	0	0	0	0	0	0	7566	8811	61440	0	14000	0	0	0
66	WF Wesley	0	0	3467	0	0	0	0	0	0	6336	7491	39116	0	5027	0	2750	0
67	St. James	0	0	0	0	0	0	0	0	0	0	0	3050	0	0	0	0	0
68	Falls Chapel Fellowship	0	0	0	0	0	0	0	0	0	0	0	11070	0	6000	0	0	0
69	NORTHWEST DISTRICT	0	0	0	0	0	0	0	0	0	0	0	0	0	0	0	0	0
70	NORTH TEXAS CONFERENCE	0	0	0	0	0	0	0	0	0	0	0	0	0	0	0	0	0
	TOTAL 2014	3890	46736	732450	271	10105	500	403	491	402	256716	296021	1930813	183392	638123	181765	157776	72587
	TOTAL 2013	4884	77146	630225	394	3691	485	405	493	403	310814	285737	1952433	184944	583123	175448	182119	73235
	Inc/Dec 2014 over 2013	-994	-30410	102225	-123	6414	15	-2	-2	-1	-54098	10284	-21620	-1552	55000	6317	-24343	-648

Northwest District Table 5

		LOCAL CHURCH EXPENDITURES					RECEIVED FOR ANNUAL BUDGET/SPENDING PLAN									
		Salary And Benefits For All Other Church Staff	Program Expenses	Other Operating Expenses	Principal And Interest On Indebtedness, Loans, Mortgages, Etc.	Capital Expenditures For Building, Improvements, And Major Equipment Purchases	TOTAL AMOUNT PAID BY LOCAL CHURCH ON ALL EXPENDITURES	Number Of Households Giving To Local Church	Amount Received Through Pledges	Amount Received From Non-Pledging, But Identified Givers	Amount Received From Unidentified Givers	Amount Received From Interest and Dividends	Amount Received From Sale of Church Assets	Amount Received Through Building Use Fees, Contributions, And Rentals	Amount Received Through Fundraisers And Other Sources	TOTAL INCOME FOR ANNUAL BUDGET/SPENDING PLAN
CHURCH NAME		55	56	57	58	59	60	61	62a	62b	62c	62d	62e	62f	62g	62
1	Alvord	10400	1671	39083	28335	11442	169198	53	0	123428	3896	0	0	500	0	127824
2	Antelope	0	543	1240	0	16500	22268	10	0	16946	0	0	0	0	0	16946
3	Archer City	26680	4889	24783	8615	55242	204981	68	117255	65390	4300	0	0	0	5005	191950
4	Bellevue	0	0	8240	0	6379	22595	11	0	28631	7158	0	0	0	0	35789
5	Vashti	0	0	3955	0	0	12730	8	0	8907	2227	0	0	0	1636	12770
6	Bells	8981	10792	46622	9200	3227	175839	112	0	149825	13918	0	0	564	336	164643
7	Bowie	36429	3117	41175	2124	37272	211363	89	0	164050	2603	18838	0	800	0	186291
8	Boyd	26911	2144	30637	22620	6560	162022	56	58310	90250	7521	5	1250	0	0	157336
9	Bridgeport	128211	13422	81465	78534	10102	468940	165	0	371647	5115	0	0	115	1390	378267
10	Bryson	0	0	10453	0	0	24349	24	53672	0	0	231	0	0	0	53903
11	Perrin	0	3155	6627	0	0	16709	8	0	14591	0	1837	0	0	0	16428
12	Burkburnett	38312	28852	79832	0	56436	313805	156	195345	45570	4639	362	0	520	0	246436
13	Byers	0	722	7092	0	0	23262	21	0	15459	1369	0	0	4666	0	21494
14	Callisburg	2100	5100	13150	0	15200	68159	60	0	64235	0	402	0	127	0	64764
15	Morris Memorial	11448	1476	18294	0	2312	113361	37	0	100424	2065	288	0	0	5995	108772
16	Collinsville	2570	1552	10165	0	10993	44540	34	0	42567	0	0	0	0	0	42567
17	Decatur First	214958	66337	143368	0	92532	840222	277	0	649060	13796	4278	0	2880	6983	676997
18	Oak Grove Decatur	10920	2883	9450	0	0	59430	23	0	84262	4092	0	0	425	0	88779
19	Harless Memorial	0	1850	5545	0	1450	33004	46	0	0	38980	0	0	0	0	38980
20	Haven Chapel	0	1023	11182	0	0	25530	8	0	23348	2930	0	0	0	1023	27301
21	Price	0	842	4600	0	0	25476	9	0	15971	0	0	0	5096	0	21067
22	Denison Trinity	15944	5700	10288	6600	0	79781	54	0	95245	788	14	0	300	1240	97587
23	Waples Memorial	115085	8565	135089	95141	18393	584081	171	0	474929	8030	761	0	650	0	484370
24	Electra	36955	13970	28002	0	0	136228	54	0	126099	5719	0	0	4410	0	136228
25	Era	2400	4523	7548	0	0	34636	22	0	29583	0	0	0	0	0	29583

Northwest District Table 5 (Continued)

	LOCAL CHURCH EXPENDITURES						RECEIVED FOR ANNUAL BUDGET/SPENDING PLAN									
	CHURCH NAME	55	56	57	58	59	60	61	62a	62b	62c	62d	62e	62f	62g	62
		Salary And Benefits For All Other Church Staff	Program Expenses	Other Operating Expenses	Principal And Interest On Indebtedness, Loans, Mortgages, Etc.	Capital Expenditures For Building, Improvements, And Major Equipment Purchases	TOTAL AMOUNT PAID BY LOCAL CHURCH ON ALL EXPENDITURES	Number Of Households Giving To Local Church	Amount Received Through Pledges	Amount Received From Non-Pledging, But Identified Givers	Amount Received From Unidentified Givers	Amount Received From Interest and Dividends	Amount Received From Sale of Church Assets	Amount Received Through Building Use Fees, Contributions, And Rentals	Amount Received Through Fundraisers And Other Sources	TOTAL INCOME FOR ANNUAL BUDGET/SPENDING PLAN
26	Rosston	0	1858	6500	0	55811	81140	21	0	42357	0	123	0	0	0	42480
27	Forestburg	2600	3411	10720	0	23752	119208	47	0	161627	6060	95	0	0	323	168105
28	Friberg-Cooper	9008	7876	15009	0	5400	61056	25	0	55437	9945	0	0	0	0	65382
29	Gainesville First	199481	43247	80383	113205	23006	694477	286	346332	277065	31312	4835	0	25604	110009	795157
30	Mission	0	471	9724	0	0	17662	10	0	16891	3078	0	0	0	0	19969
31	Sivell's Bend	0	668	3198	0	0	14146	9	0	7125	12127	680	0	0	0	19932
32	Whaley	91048	8533	62296	57240	25631	461062	105	188047	136320	3407	11473	0	2611	49323	391181
33	Henrietta	55567	11310	39253	0	11329	242338	150	86712	133738	10327	4487	0	0	3125	238389
34	Holliday	3600	1898	23900	0	0	64556	27	0	60000	5891	24	0	0	15048	80963
35	Howe	49081	20334	30468	0	29314	286957	116	0	190963	7346	613	0	0	0	198922
36	Iowa Park	52666	15079	53948	0	56605	297335	129	137531	103752	12383	12	480	0	8735	262893
37	Jacksboro	62238	7619	55370	0	51688	281874	65	0	214959	3668	33	0	100	0	218760
38	Nocona	40134	12098	63940	0	0	245761	78	0	225158	5487	15312	0	494	0	246451
39	Paradise	0	2140	17553	0	0	55545	24	0	84943	10358	0	0	0	0	95301
40	Petrolia	0	1627	7674	0	0	25370	25	0	24496	3472	5	0	0	0	27973
41	Lakeway	66742	5864	56150	9105	8967	283865	158	169540	71362	11165	70	0	0	10612	262749
42	Rhame	5535	969	7722	0	0	38638	18	0	49848	1822	85	0	0	0	51755
43	Sadler	6500	2147	9936	0	10621	56249	19	0	48135	3375	0	0	0	0	51510
44	Saint Jo	1275	4535	5542	0	10900	43831	23	0	26392	985	36	0	0	0	27413
45	Montague	0	2250	3866	0	5501	22148	15	0	19540	3850	15	0	0	2650	26055

Northwest District Table 5 (Continued)

		LOCAL CHURCH EXPENDITURES					RECEIVED FOR ANNUAL BUDGET/SPENDING PLAN										
		Salary And Benefits For All Other Church Staff	Program Expenses	Other Operating Expenses	Principal And Interest On Indebtedness, Loans, Mortgages, Etc.	Capital Expenditures For Building, Improvements, And Major Equipment Purchases	TOTAL AMOUNT PAID BY LOCAL CHURCH ON ALL EXPENDITURES	Number Of Households Giving To Local Church	Amount Received Through Pledges	Amount Received From Non-Pledging, But Identified Givers	Amount Received From Undenitrified Givers	Amount Received From Interest and Dividends	Amount Received From Sale of Church Assets	Amount Received Through Building Use Fees, Contributions, And Rentals	Amount Received Through Fundraisers And Other Sources	TOTAL INCOME FOR ANNUAL BUDGET/SPENDING PLAN	
DISTRICT		55	56	57	58	59	60	61	62a	62b	62c	62d	62e	62f	62g	62	
46	Sherman First	177144	46530	184666	23170	0	782047	356	641132	148914	13961	83	0	2365	0	806455	46
47	Friendship	11005	550	13478	5040	0	65127	57	0	56219	2235	0	0	540	5351	64345	47
48	Sherman Grace	179398	21201	58850	10306	17190	462787	130	335000	73121	7993	136	0	210	0	416460	48
49	Key Memorial	6000	7337	28773	4953	1865	85854	39	0	85283	3873	0	100	2400	0	91656	49
50	Sunset	2400	114	2149	0	0	14500	10	0	30065	3100	0	0	0	0	33165	50
51	Garvin	0	0	750	0	0	4851	3	0	2521	4700	0	0	0	0	7221	51
52	Tioga	4800	3904	16918	0	0	69592	34	0	83762	2966	0	0	0	0	86728	52
53	Tom Bean	3120	6000	22949	0	8000	98666	51	0	95357	0	0	0	0	3489	98846	53
54	Valley View	31924	2504	14124	9420	1645	145485	77	0	125632	5217	0	0	1025	145	132019	54
55	Van Alstyne	89250	34508	77433	0	90008	504072	198	143433	276809	14592	2049	0	2499	32173	471555	55
56	Whitesboro	93741	12159	63086	11050	12527	357981	218	0	333854	7198	0	0	1187	0	342239	56
57	Whitewright	30381	6240	43383	0	173455	351261	43	110102	51412	3564	165	0	1315	1499	168057	57
58	Marvin	0	65	1710	0	0	9839	9	0	13395	0	0	0	0	0	13395	58
59	Beverly Drive	6000	3325	21282	0	49310	124218	58	0	69894	479	373	178	2400	2423	75747	59
60	Wichita Falls First	262326	69718	242864	0	319869	1413524	374	639522	375069	14901	0	150	1686	49450	1080778	60
61	Floral Heights	262174	34020	220911	0	0	893222	245	0	794567	11697	10105	0	371	0	816740	61
62	Mt. Calvary-Falls Chapel	0	189	3250	0	12400	45943	32	18369	4100	0	0	0	0	2000	24469	62
63	WF St. Marks	15055	1899	22344	0	26826	109467	83	0	81704	5523	361	0	100	540	88228	63
64	WF Trinity	41680	6019	24206	48000	20000	256656	73	0	197231	2612	606	77254	735	17461	295899	64
65	University	105966	8580	60305	38316	0	366729	182	0	343277	6011	249	0	705	17265	367507	65
66	WF Wesley	22680	8317	42173	0	2455	155932	85	73867	45836	1951	0	0	5543	0	127197	66
67	St. James	0	0	0	1924	0	4974	5	0	0	0	0	0	0	0	0	67
68	Falls Chapel Fellowship	8400	2900	16425	0	0	44795	15	27298	850	14900	0	0	0	0	43048	68
69	NORTHWEST DISTRICT	0	0	0	0	0	13200	0	0	0	0	0	0	0	0	0	69
70	NORTH TEXAS CONFERENCE	0	0	0	0	0	16957	0	0	0	0	0	0	0	0	0	70
TOTAL 2014		2687223	613141	2523066	582898	1398115	13663406	5303	3341467	8039397	402677	79041	79412	72943	355229	12370166	
TOTAL 2013		2720862	621905	2566647	634426	2084770	14465582	5402	3911259	7221150	460278	51470	24832	75645	497001	12231635	
Inc/Dec 2014 over 2013		-33639	-8764	-43581	-51528	-686655	-802176	-99	-569792	828247	-57601	27571	54580	-2702	-141772	138531	

Northwest District Table 6 (Continued)

	RCVD FOR CAPITAL CAMPAIGNS/SPECIAL PROJECTS					RECEIVED FROM OTHER SOURCES			
	Capital Campaigns	Memorials, Endowments, Bequests	Other Sources & Projects	Received For Specials And Other Directed Benevolences	TOTAL INCOME FOR DESIGNATED CAUSES	Equitable Compensation Funds	Advanced Special, Apportioned And Confectional Funds	Other Grants And Financial Support From Institutional Sources	Total Income From Confectional And Other Sources Outside Church
CHURCH NAME	63a	63b	63c	63d	63	64a	64b	64c	64
26 Rosston	0	0	0	0	0	0	0	0	0 26
27 Forestburg	5800	910	0	3891	10601	0	0	0	0 27
28 Friberg-Cooper	0	0	5000	0	5000	0	0	0	0 28
29 Gainesville First	195123	8665	60000	0	263788	0	0	0	0 29
30 Mission	0	0	0	0	0	0	0	0	0 30
31 Sivell's Bend	0	0	0	0	0	0	0	0	0 31
32 Whaley	0	50000	0	1633	51633	0	0	0	0 32
33 Henrietta	0	42385	0	3304	45689	0	0	0	0 33
34 Holliday	0	0	0	0	0	0	0	5000	5000 34
35 Howe	8500	0	0	0	8500	0	0	0	0 35
36 Iowa Park	93317	4500	0	12437	110254	0	0	0	0 36
37 Jacksboro	31623	1532	3793	194	37142	0	0	0	0 37
38 Nocoona	0	925	0	41679	42604	0	0	0	0 38
39 Paradise	0	0	0	0	0	0	0	0	0 39
40 Petrolia	0	882	0	5486	6368	0	0	0	0 40
41 Lakeway	6869	1930	0	1946	10745	0	0	0	0 41
42 Rhome	0	0	0	0	0	0	0	0	0 42
43 Sadler	0	10440	0	0	10440	0	0	0	0 43
44 Saint Jo	5089	870	0	0	5959	0	0	0	0 44
45 Montague	0	500	0	0	500	0	0	0	0 45

Northwest District Table 6 (Continued)

		RCVD FOR CAPITAL CAMPAIGNS/SPECIAL PROJECTS				RECEIVED FROM OTHER SOURCES				
		Capital Campaigns	Memorials, Endowments, Bequests	Other Sources & Projects	Received For Special And Other Directed Benevolences	TOTAL INCOME FOR DESIGNATED CAUSES	Equitable Compensation Funds	Advanced Special, Apportioned And Connectional Funds	Other Grants And Financial Support From Institutional Sources	Total Income From Connectional And Other Sources Outside Church
	DISTRICT	63a	63b	63c	63d	63	64a	64b	64c	64
46	Sherman First	35780	7500	0	0	43280	0	0	0	0 46
47	Friendship	0	815	0	0	815	0	0	0	0 47
48	Sherman Grace	6039	10986	2500	31797	51322	0	0	0	0 48
49	Key Memorial	2335	315	0	0	2650	0	0	0	0 49
50	Sunset	0	0	0	0	0	0	0	0	0 50
51	Garvin	0	0	0	0	0	0	0	0	0 51
52	Tioga	0	0	0	0	0	0	0	0	0 52
53	Tom Bean	0	133684	0	1315	134999	0	0	0	0 53
54	Valley View	10100	2780	5245	1888	20013	0	0	0	0 54
55	Van Alstyne	46815	526	0	150	47491	0	0	0	0 55
56	Whitesboro	1304	7800	0	23346	32450	0	0	0	0 56
57	Whitewright	0	0	179105	0	179105	0	0	0	0 57
58	Marvin	0	1775	0	0	1775	0	0	0	0 58
59	Beverly Drive	0	1945	0	406	2351	0	0	0	0 59
60	Wichita Falls First	9263	0	307173	14471	330907	0	0	0	0 60
61	Floral Heights	548600	110203	6561	0	665364	0	0	0	0 61
62	Mt. Calvary-Falls Chapel	8400	1500	0	0	9900	0	0	12000	12000 62
63	WF St. Marks	0	10624	0	0	10624	0	0	0	0 63
64	WF Trinity	5700	1000	374	0	7074	0	0	0	0 64
65	University	8100	6573	0	0	14673	0	0	0	0 65
66	WF Wesley	0	27275	0	0	27275	0	0	0	0 66
67	St. James	0	0	0	0	0	0	0	0	0 67
68	Falls Chapel Fellowship	0	0	0	0	0	0	0	0	0 68
69	NORTHWEST DISTRICT	0	0	0	0	0	0	0	0	0 69
70	NORTH TEXAS CONFERENCE	0	0	0	0	0	0	0	0	0 70
	TOTAL 2014	1225202	762587	632255	232703	2852747	0	2649	17000	19649
	TOTAL 2013	694778	532159	415094	306668	1948699	10772	3480	198607	212859
	Ine/Dec 2014 over 2013	530424	230428	217161	-73965	904048	-10772	-831	-181607	-193210

Recapitulation Table 1

CHURCH MEMBERSHIP																					
		RECEIVED						REMOVED						FULL MEMBERS AT CLOSE OF YEAR							
		Total Professing Members At Close Of Last Year	This Year On Profession Of Christian Faith	Restored By Affirmation	Previous Year's Reporting Errors—Total Professing Membership By Addition	From Other United Methodist Churches	From Other Denominations	Change Conference Action	Withdrawn	Previous Year's Reporting Errors—Total Professing Membership By Subtraction	Transfer To Other United Methodist Churches	Transfer To Other Denominations	Death	Asian	AA/Black	Hispanic/Latino	Native American	Pacific Islander	White	Multi-Racial	Total Professing Members At Close Of This Year
CHURCH NAME	PASTOR'S NAME	1	2A	2B	2C	3	4	5A	5B	5C	6	7	8	9A	9B	9C	9D	9E	9F	9G	9
East District	Victor Casad	11389	158	14	8	88	127	253	34	210	112	50	214	23	224	107	39	5	10487	26	10911
Metro District	Camille Gaston	60972	1327	170	158	1086	779	1989	360	1342	596	307	700	2160	7177	1800	44	37	47664	316	59198
North Central District	Ronald Henderson	58297	1547	230	51	1139	706	2191	606	372	620	236	340	587	495	814	42	44	55403	220	57605
Northwest District	Marvin Guier	14829	195	24	34	194	100	170	91	423	205	126	248	15	121	117	18	7	13777	58	14113
TOTAL 2014		145487	3227	438	251	2507	1712	4603	1091	2347	1533	719	1502	2785	8017	2838	143	93	127331	620	141827
TOTAL 2013		148891	3110	440	321	2289	1956	5602	1129	1181	1291	894	1423	3013	8652	2574	127	83	130450	588	145487
Ine/Dec 2014 over 2013		-3404	117	-2	-70	218	-244	-999	-38	1166	242	-175	79	-228	-635	264	16	10	-3119	32	-3660
% of Increase/Decrease		-2.29%	3.76%	-0.45%	-21.81%	9.52%	-12.47%	-17.83%	-3.37%	98.73%	18.75%	-19.57%	5.55%	-7.57%	-7.34%	10.26%	12.60%	12.05%	-2.39%	5.44%	-2.52%

Recapitulation Table 2

	CHURCH MEMBERSHIP						CHURCH SCHOOL AND SMALL GROUP MINISTRIES										UMM		UMW	
CHURCH NAME	10	11a	11b	12	13	14	15	16	17	18	19	20	21	22	23	24	25a	25b	26a	26b
East District	4895	97	49	863	1797	68	1429	719	384	3498	6030	2412	1973	303	152	137	262	17945	1078	62765
Metro District	23313	728	159	6370	25325	697	7880	3834	2537	15444	29695	9187	7240	897	881	831	1144	32363	3431	157263
North Central District	23115	618	237	9272	14777	1208	12075	6855	1728	20040	40698	11212	13051	1086	1058	779	1117	146143	2297	106075
Northwest District	5485	122	51	1309	1973	160	1554	958	353	3326	6191	2654	2401	361	211	144	184	13009	696	64101
TOTAL 2014	56808	1565	496	17814	43872	2133	22938	12366	5002	42308	82614	25465	24665	2647	2302	1891	2707	209460	7502	390204
TOTAL 2013	57896	1645	614	18646	44302	2103	25451	12269	5344	41277	84341	26266	26101	2777	2189	1884	2869	245566	7164	416750
Inc/Dec 2014 over 2013	-1088	-80	-118	-832	-430	30	-2513	97	-342	1031	-1727	-801	-1436	-130	113	7	-162	-36106	338	-26546
% of Increase/Decrease	-1.88%	-4.86%	-19.22%	-4.46%	-0.97%	1.43%	-9.87%	0.79%	-6.40%	2.50%	-2.05%	-3.05%	-5.50%	-4.68%	5.16%	0.37%	-5.65%	-14.70%	4.72%	-6.37%

Recapitulation Table 3

	MISSION AND COMMUNITY MINISTRIES					PROPERTY AND OTHER ASSETS				CONNECTIONAL PROGRAMS						
	Number UMYIM Teams Sent From Local Church	Number Of Persons Sent On UMYIM Teams From Local Church	Number of persons engaged in mission	Number Of Persons Served By Community Ministries For Outreach, Justice, And Mercy	Number Of Persons Served By Community Ministries For Daycare And/Or Education	Market Value Of Church-Owned Land, Buildings And Equipment	Market Value Of Other Church-Owned Assets	Debt Secured By Church Physical Assets	Other Debt	Total APPORTIONED To Local Church For All Causes Paid To AC Treasurer	Total PAID By Local Church For All Apportioned Causes To AC Treasurer	General Advance Specials Gifts	World Service Special Gifts	Annual Conference Advance Specials	Youth Service Fund	Other Funds For Connectional Mission And Ministry
DISTRICT	27a	27b	28	29	30	31	32	33	34	35a	35b	37	38	39	40	41
East District	4	43	1974	3270	83203	122267139	13439461	3595111	105327	1082428	1082428	6554	0	15568	0	18936
Metro District	17	284	18659	16264	271757	578490902	81793248	42853839	1029927	5145876	4845897	73117	0	30533	0	123833
North Central District	32	664	27035	22865	132293	337573208	43740616	105764168	1241226	4502166	4310870	92148	0	5235	0	83191
Northwest District	6	34	2312	4181	60667	142267395	20565551	4166262	37138	1288876	1288876	16716	0	20850	905	19175
TOTAL 2014	59	1025	49980	46580	547920	1180598644	159538876	156379380	2413618	12019346	11528071	188535	0	72186	905	245135
TOTAL 2013	65	1079	44019	43451	526929	1068276394	130733731	153348429	2873449	11841978	11275562	583919	0	70841	1181	79062
Inc/Dec 2014 over 2013	-6	-54	5961	3129	20991	112322250	28805145	3030951	-459831	177368	252509	-395384	0	1345	-276	166073
% of Increase/Decrease	-9.23%	-5.00%	13.54%	7.20%	3.98%	10.51%	22.03%	1.98%	-16.00%	1.50%	2.24%	-67.71%	0.00%	1.90%	-23.37%	210.05%

Recapitulation Table 4

	CONNECTIONAL PROGRAMS										MINISTERIAL SUPPORT						
	Annual Conference Special Sunday Offerings	Benevolences Directly To UM Causes (Not To AC Treasurer)	Benevolences Paid Directly To Non-UM Benevolent And Charitable Causes	Human Relations Day	One Great Hour Of Sharing	Peace With Justice	Native American Ministries	World Communion	UM Student Day	Direct-Billed Clergy Non-Health Benefits (Pension)	Direct-Billed Clergy Health Benefits	Base Compensation To Pastor	Base Compensation To Associate(s)	Housing And Utilities And/Or Related Allowances—Pastor And Associate(s)	Accountable Reimbursements— Pastor And Associate(s)	Other Cash Allowances (Non-Accountable)— Pastor And Associate(s)	Salary And Benefits For Deacons
DISTRICT	42	43	44	45a	45b	45c	45d	45e	45f	46	47	48	49	50	51	52	53
East District	4152	127938	742257	0	2864	0	35	409	97	212252	239375	1635946	91848	504688	163784	66398	5658
Metro District	20764	2521631	3946229	842	5179	1411	658	4065	854	752954	827599	4063365	1936462	2514015	245520	124396	906012
North Central District	29223	1371057	4264748	355	17501	1161	204	1670	377	630342	694701	3205982	1596396	2405840	261692	217269	909935
Northwest District	3890	46736	732450	271	10105	500	403	491	402	256716	296021	1930813	183392	638123	181765	157776	72587
TOTAL 2014	58029	4067362	9685684	1468	35649	3072	1300	6635	1730	1852264	2057696	10836106	3808098	6062666	852761	565839	1894192
TOTAL 2013	92328	3451025	9172016	1914	24142	3026	2256	6262	1998	2216382	1980590	10765800	3367786	6033579	883912	603328	2079359
Inc/Dec 2014 over 2013	-34299	616337	513668	-446	11507	46	-956	373	-268	-364118	77106	70306	440312	29087	-31151	-37489	-185167
% of Increase/Decrease	-37.15%	17.86%	5.60%	-23.30%	47.66%	1.52%	-42.38%	5.96%	-13.41%	-16.43%	3.89%	0.65%	13.07%	0.48%	-3.52%	-6.21%	-8.91%

Recapitulation Table 5

	LOCAL CHURCH EXPENDITURES					RECEIVED FOR ANNUAL BUDGET/SPENDING PLAN									
	Salary And Benefits For All Other Church Staff	Program Expenses	Other Operating Expenses	Principal And Interest On Indebtedness, Loans, Mortgages, Etc.	Capital Expenditures For Building, Improvements, And Major Equipment Purchases	TOTAL AMOUNT PAID BY LOCAL CHURCH ON ALL EXPENDITURES	Number Of Households Giving To Local Church	Amount Received Through Pledges	Amount Received From Non-Pledging, But Identified Givers	Amount Received From Undenified Givers	Amount Received From Interest and Dividends	Amount Received From Sale of Church Assets	Amount Received Through Building Use Fees, Contributions, And Rentals	Amount Received Through Fundraisers And Other Sources	TOTAL INCOME FOR ANNUAL BUDGET/SPENDING PLAN
DISTRICT	55	56	57	58	59	60	61	62a	62b	62c	62d	62e	62f	62g	62
East District	2238458	506457	1972910	673856	547302	10860170	4562	2820423	5881051	454286	38617	123516	71917	387149	9776959
Metro District	18035998	4132585	9416011	6416348	4124507	65070785	20331	33705521	18747704	1638383	161052	483	1560734	1234392	57048269
North Central District	16123428	2844785	7429824	9276237	6050417	61824588	22536	33809271	16927614	941380	37095	34751	802848	1409559	53962518
Northwest District	2687223	613141	2523066	582898	1398115	13663406	5303	3341467	8039397	402677	79041	79412	72943	355229	12370166
TOTAL 2014	39085107	8096968	21341811	16949339	12120341	151418949	52732	73676682	49595766	3436726	315805	238162	2508442	3386329	133157912
TOTAL 2013	37912527	7758082	21236787	19443560	13724720	152771944	53733	74880527	46217847	3679063	390671	47362	2685650	3024814	130925934
Inc/Dec 2014 over 2013	1172580	338886	105024	-2494221	-1604379	-1352995	-1001	-1203845	3377919	-242337	-74866	190800	-177208	361515	2231978
% of Increase/Decrease	3.09%	4.37%	0.49%	-12.83%	-11.69%	-0.89%	-1.86%	-1.61%	7.31%	-6.59%	-19.16%	402.85%	-6.60%	11.95%	1.70%

Recapitulation Table 6

	RCVD FOR CAPITAL CAMPAIGNS/SPECIAL PROJECTS					RECEIVED FROM OTHER SOURCES			
	Capital Campaigns	Memorials, Endowments, Bequests	Other Sources & Projects	Received For Specials And Other Directed Benevolences	TOTAL INCOME FOR DESIGNATED CAUSES	Equitable Compensation Funds	Advanced Special Apportioned And Connectional Funds	Other Grants And Financial Support From Institutional Sources	Total Income From Connectional And Other Sources Outside Church
DISTRICT	63a	63b	63c	63d	63	64a	64b	64c	64
East District	1253982	382763	273879	181487	2092111	48835	10000	143422	202257
Metro District	8407008	3514148	1780437	1522207	15223800	32964	382917	598624	1014505
North Central District	8295091	809271	534048	1530227	11168637	2250	484849	111353	598452
Northwest District	1225202	762587	632255	232703	2852747	0	2649	17000	19649
TOTAL 2014	19181283	5468769	3220619	3466624	31337295	84049	880415	870399	1834863
TOTAL 2013	15909514	5139744	3282136	3145960	27477354	81913	720060	1332858	2134831
Inc/Dec 2014 over 2013	3271769	329025	-61517	320664	3859941	2136	160355	-462459	-299968
% of Increase/Decrease	20.56%	6.40%	-1.87%	10.19%	14.05%	2.61%	22.27%	-34.70%	-14.05%