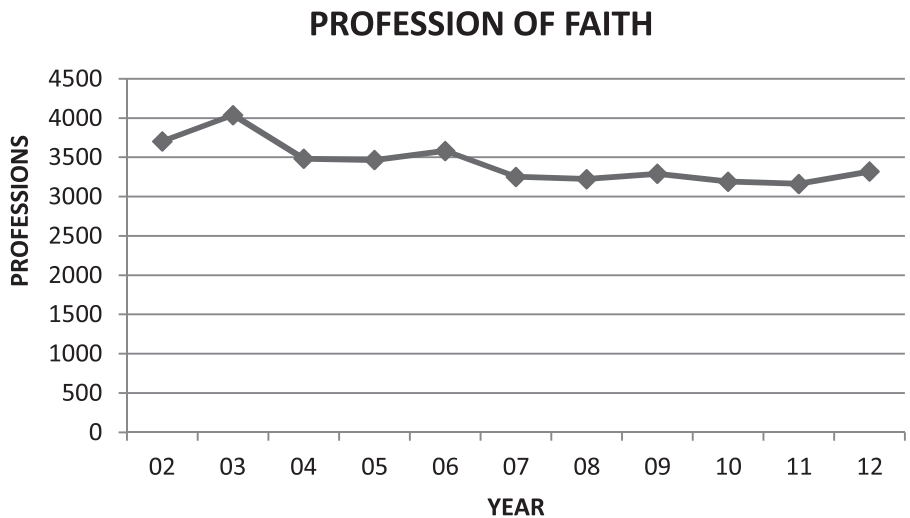


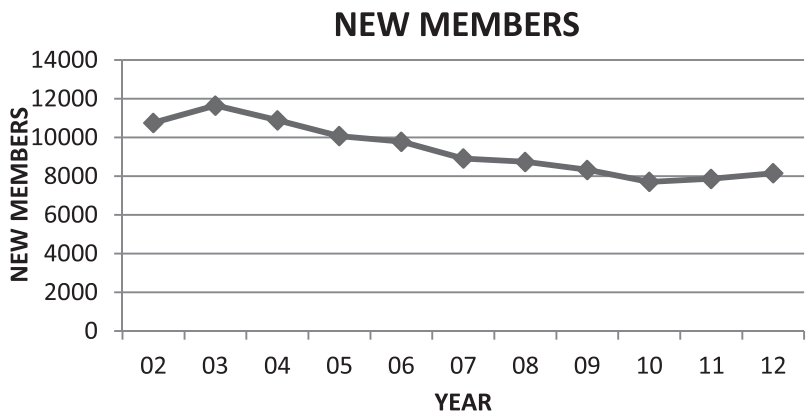
XVII. REPORT OF CONFERENCE STATISTICIAN

Although our statistical report for 2012 is mixed in overall results, we have two vital indicators of health that are in positive territory.

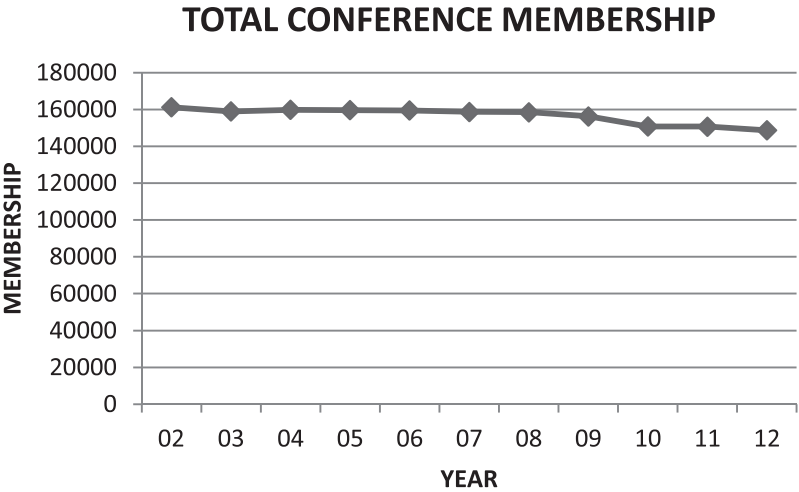
First, we rejoice and give thanks for the 3,320 persons who came to know Christ and joined our churches by profession of faith last year. This is a 4% increase in professions of faith in 2012 over last year's results.



Secondly, and in line with the increase in Professions of Faith, the number of new members received by our churches increased to 8162 in 2012, an increase of 292 persons or 4% from 2011. These two statistics together indicate our churches are experiencing success in bringing others to the loving relationship with our God as revealed in Jesus Christ.

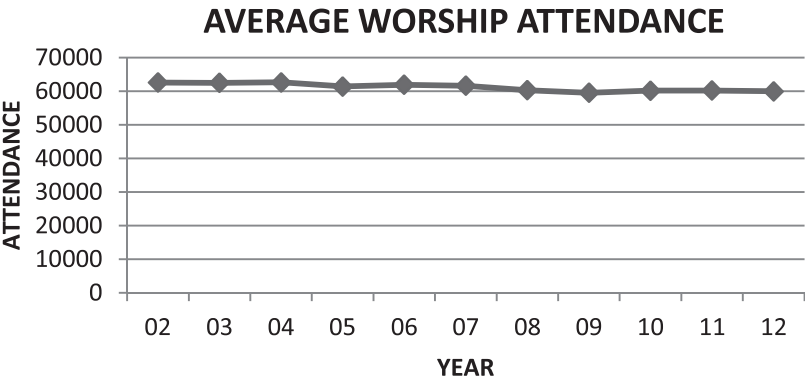


The total conference membership at the close of 2012 was 148,891 a decrease of 1864 persons or 1.2% from 2011 and the seventh year in a row of decline. A number of churches once again removed members from their rolls through charge conference action. In addition, a new line was added to the statistical tables in 2009 allowing churches to correct total membership numbers without naming specific persons for charge conference action. Since our apportionments are based on membership as well as total finances, a number of churches appear to have taken advantage of this particular tool to correct their membership rolls. For 2012, 4,686 members were removed through charge conference action compared to the removal of 3,320 in 2011. In 2012, an additional 707 members were removed through simple correction. In 2011, 277 members were removed by correction.

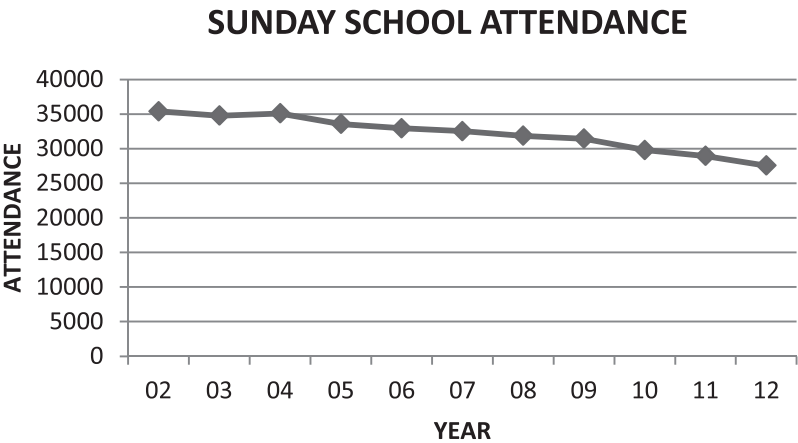


Average Worship Attendance is considered a much more reliable indicator of the health of our churches than membership since there is downward pressure on membership via the apportionment system. For 2012 the churches of the conference had a decrease of 202 persons or .3% decrease in average worship attendance compared to 2011.

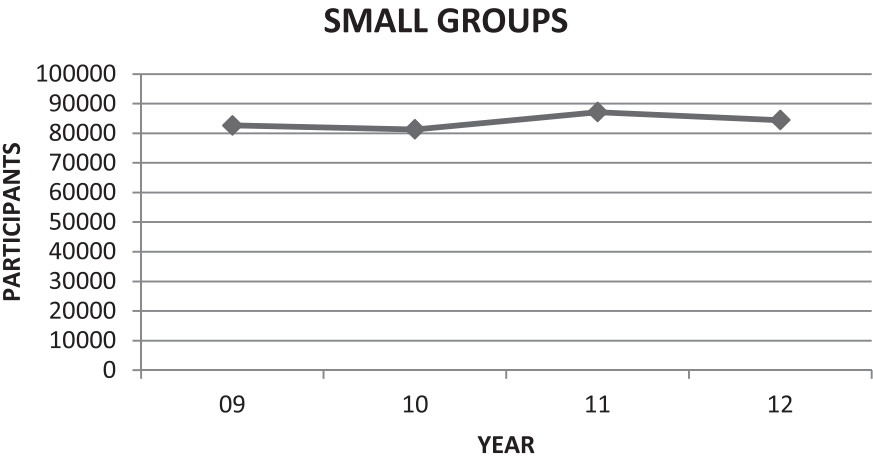
The ratio between worship attendance and membership increased from 39.9% to 40.2%.



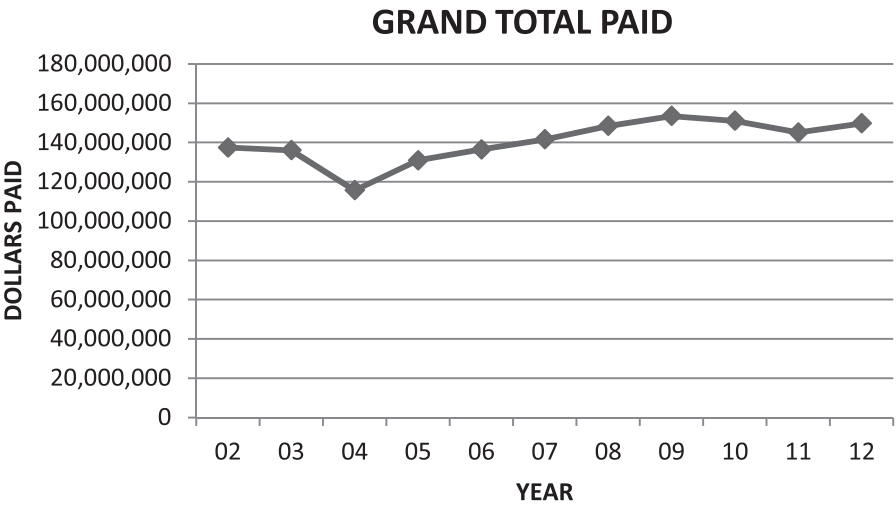
The average Sunday School attendance decreased to 27,591, a decrease of 1355 persons or 4%. We continue to hope that participation in other small groups for learning accounts for some of the difference.



We only started tracking small group attendance in statistics four years ago. Many congregations promote small group attendance in addition to Sunday School if not in lieu of Sunday School. Participation in small groups is trending up over the four years tracking period, although there was a decrease between 2011 and 2012. Churches reported attendance of 82,665 in small groups in 2009 and 84,421 in 2012. This is an increase of 1,756 individuals participating in bible study and fellowship!



The grand total paid to all causes, in a year of continued economic challenge and uncertainty, increased by 3% to \$149,777,914. We continue to be thankful for the faithful generosity of United Methodists in North Texas!



We celebrate the growth in professions of faith and new membership in our local churches for these are simply numbers behind the stories of lives being transformed by an encounter with our Lord and Savior. We also recognize the need to grow as disciples of Christ in our daily lives as reflected in our commitment to worship, mission and ministry in the North Texas Conference. We will continue to take other steps to increase our effectiveness in making disciples of Jesus Christ for the transformation of the world.

STATISTICAL

TABLES

2012

East District Table 1

CHURCH MEMBERSHIP																					
		RECEIVED							REMOVED							FULL MEMBERS AT CLOSE OF YEAR					
		Total Professing Members At Close Of Last Year	This Year On Profession Of Christian Faith	Restored By Affirmation	Previous Year's Reporting Errors— Total Professing Membership By Addition	From Other United Methodist Churches	From Other Denominations	Charge Conference Action	Withdrawn	Previous Year's Reporting Errors —Total Professing Membership By Subtraction	Transfer To Other United Methodist Churches	Transfer To Other Denominations	Death	Asian	AA/Black	Hispanic/Latino	Native American	Pacific Islander	White	Multiracial	Total Professing Members At Close Of This Year
CHURCH NAME	PASTOR'S NAME	1	2A	2B	2C	3	4	5A	5B	5C	6	7	8	9A	9B	9C	9D	9E	9F	9G	9
1 Aley	Eston Williams	109	0	0	2	3	11	0	12	0	5	0	3	0	0	5	0	0	100	0	105
2 Annona	Don C. Benton	23	0	0	0	0	0	0	0	0	0	0	0	0	0	0	0	23	0	23	
3 Boxelder	Don C. Benton	45	0	0	0	0	0	0	0	0	1	0	2	0	0	0	0	42	0	42	
4 Lone Star	Don C. Benton	27	0	0	0	0	0	0	0	0	0	0	0	0	0	0	0	27	0	27	
5 Arbala	Timothy E. Marks	22	0	0	0	0	0	0	0	0	0	0	1	1	0	0	0	20	0	20	
6 Gafford Chapel	Timothy E. Marks	73	2	0	0	0	0	0	0	0	2	0	0	0	0	0	0	73	0	73	
7 Avery	Jack Cloyd	122	1	0	0	5	5	12	0	0	1	5	3	0	0	0	0	112	0	112	
8 Williams Chapel	Jack Cloyd	55	6	0	0	0	6	0	0	0	0	1	3	0	0	0	0	63	0	63	
9 Becker	Robert Williams	43	1	0	0	2	0	0	0	0	1	0	2	0	0	0	0	43	0	43	
10 Birthright	Paul M. Bailey	61	0	0	0	0	0	0	0	0	0	0	0	0	0	0	0	61	0	61	
11 Blanton Chapel	David Riley	17	0	0	0	0	0	0	0	0	0	0	1	0	0	0	0	16	0	16	
12 Blossom	Jim Hilton	86	0	0	0	0	0	0	4	6	2	1	3	0	0	0	0	70	0	70	
13 Shady Grove	Jim Hilton	11	0	0	0	0	0	0	0	0	0	0	2	0	0	0	0	9	0	9	
14 Bogata	Carol D. Sparks	145	7	0	0	10	5	0	5	0	1	2	3	0	0	10	0	145	1	156	
15 Bonham First	Elizabeth K. Talbert	521	1	1	0	2	5	54	1	0	3	1	6	0	1	0	0	464	0	465	
16 Bonham Wesley	Ricky Robbins	35	0	0	0	0	0	0	0	0	0	0	0	0	0	0	0	35	0	35	
17 Telephone	Ricky Robbins	13	0	0	0	0	1	0	0	0	0	0	0	0	0	0	0	14	0	14	
18 Caddo Mills	Debbie Lyons	44	0	0	0	7	7	0	0	7	0	0	2	0	0	1	0	48	0	49	
19 Campbell	Joel N. Arnold	28	0	0	0	0	1	0	0	0	0	0	0	0	0	0	0	29	0	29	
20 Caney	Joel N. Arnold	12	0	0	0	0	0	0	0	0	0	0	0	0	0	0	0	12	0	12	
21 Celeste	William W. Eason	165	4	0	0	0	0	0	0	0	0	0	3	0	0	3	0	163	0	166	
22 Kingston	William W. Eason	42	0	0	0	0	0	0	0	0	0	0	0	0	0	0	0	42	0	42	
23 White Rock	William W. Eason	14	1	0	0	0	0	0	0	0	0	0	2	0	0	0	0	13	0	13	
24 Clarksville McKenzie Mem.	Jerry Colgrove	135	2	0	0	2	3	0	0	0	0	0	5	0	0	0	0	137	0	137	
25 Clarksville St. Paul	Ted Robinson	51	1	0	0	0	1	0	0	0	0	0	3	0	50	0	0	0	0	50	

East District Table 1 (Continued)

CHURCH MEMBERSHIP																					
		RECEIVED						REMOVED						FULL MEMBERS AT CLOSE OF YEAR							
		Total Professing Members At Close Of Last Year	This Year On Profession Of Christian Faith	Restored By Affirmation	Previous Year's Reporting Errors— Total Professing Membership By Addition	From Other United Methodist Churches	From Other Denominations	Charge Conference Action	Withdrawn	Previous Year's Reporting Errors —Total Professing Membership By Subtraction	Transfer To Other United Methodist Churches	Transfer To Other Denominations	Death	Asian	AA/Black	Hispanic/Latino	Native American	Pacific Islander	White	Multi-Racial	Total Professing Members At Close Of This Year
CHURCH NAME	PASTOR'S NAME	1	2A	2B	2C	3	4	5A	5B	5C	6	7	8	9A	9B	9C	9D	9E	9F	9G	9
26 College Mound	Larry D. Davis	273	4	0	0	0	3	0	0	0	0	0	6	1	4	14	5	0	245	5	274
27 Commerce First	Valarie Englert	491	3	1	0	2	7	12	0	0	6	0	4	3	6	2	0	0	471	0	482
28 Como	Beverly Olsen	74	0	0	0	0	0	0	0	0	0	0	0	0	0	2	0	0	72	0	74
29 Pine Forest	Beverly Olsen	17	0	0	0	0	0	0	0	0	0	0	0	0	0	0	0	0	17	0	17
30 Cooper	Steve Cook	139	0	0	0	0	4	0	0	0	2	4	1	0	0	1	0	0	135	0	136
31 Shooks Chapel	Steve Cook	27	0	0	0	0	0	0	0	0	0	0	1	0	0	0	0	0	26	0	26
32 Crandall	James Wilkins	51	0	0	1	0	0	0	0	0	0	0	3	0	0	2	0	0	47	0	49
33 Cumby	Duncan Graham	51	0	0	1	0	0	0	0	0	0	0	5	0	0	0	0	0	47	0	47
34 Cuthand	John Purviance	200	9	0	0	0	11	0	0	0	0	0	0	0	0	2	0	0	218	0	220
35 Deport	Debra R. May	100	1	0	0	1	0	0	0	0	2	0	1	0	0	4	2	0	93	0	99
36 Martin Memorial	Gerald Irvin	58	0	0	0	0	2	0	0	0	0	0	1	0	0	0	0	0	59	0	59
37 Woodland	Gerald Irvin	70	0	0	0	0	0	0	0	0	0	0	4	0	0	0	0	0	66	0	66
38 Ector	Dee Morton	79	1	0	0	0	0	0	0	0	0	0	0	0	0	2	0	0	78	0	80
39 Mulberry	Dee Morton	17	0	0	0	1	0	0	0	0	0	0	0	0	0	2	0	0	16	0	18
40 Enloe	Stacey Smith	44	0	0	0	0	0	0	0	0	0	0	0	0	0	0	0	0	44	0	44
41 Ben Franklin	Stacey Smith	21	2	0	0	0	0	0	0	0	0	0	0	0	0	0	0	0	23	0	23
42 Kavanaugh	Stephen Cotten	211	0	1	0	1	0	0	0	0	3	0	9	0	0	0	0	0	201	0	201
43 Salem-Kinser	Billy M. Shaddox	123	3	0	0	3	2	0	0	0	1	0	5	0	0	4	4	3	113	1	125
44 Floyd	Billy M. Shaddox	26	3	2	0	0	0	0	0	2	0	0	2	0	0	2	1	0	24	0	27
45 Greenville Wesley	Gene Wisdom	913	18	0	0	6	6	0	15	0	12	6	7	0	2	1	0	3	897	0	903
46 Westview	Veronica Greanead	99	1	3	0	0	1	0	3	0	1	0	6	1	0	0	0	0	91	2	94
47 Grove Hill	Jim McIntire	14	0	0	0	0	1	0	0	0	0	0	0	0	0	1	0	0	14	0	15
48 Honey Grove McKenzie	Vivian Crowson	109	2	0	0	4	3	0	0	0	2	0	0	0	0	0	0	0	113	3	116
49 Forest Hill	Vivian Crowson	25	0	0	0	0	0	0	0	0	0	0	1	0	0	1	0	0	22	1	24
50 Kautman	Kathy McLean-Davis	361	4	0	51	1	0	33	0	0	7	1	10	0	0	4	0	0	357	5	366

51	Kemp	Elizabeth Glass Turner	71	0	0	0	0	1	1	0	0	0	0	0	1	0	0	0	0	0	0	72	0	72	51
52	Ladonia	Michael Rowe	36	0	0	0	2	0	0	0	0	0	0	0	1	0	0	0	0	0	37	0	37	52	
53	Pecan Gap	Michael Rowe	53	0	0	0	3	0	0	0	0	0	1	0	1	3	0	0	0	0	51	0	54	53	
54	Leonard	Martha Myre	182	1	0	0	2	4	0	4	0	0	0	1	3	0	0	0	0	0	181	0	181	54	
55	Lone Oak	Susan Gross	60	0	0	0	3	0	0	0	0	0	0	0	0	0	0	0	0	0	63	0	63	55	
56	Mabank	Dana Coker	402	16	0	0	0	4	0	5	0	0	1	6	0	2	13	1	0	394	0	410	56		
57	Miller Grove	Howard Strickland	62	1	0	0	0	0	0	2	0	0	0	0	0	0	0	0	0	61	0	61	57		
58	Mt. Vernon First	John Jack Wallace	649	8	0	1	2	8	0	14	0	4	7	9	0	4	3	0	626	1	634	58			
59	Belk	Mark Hutchison	43	0	0	0	0	0	0	0	0	0	0	0	0	0	0	0	43	0	43	59			
60	Chicota	Mark Hutchison	12	0	0	0	0	1	0	0	0	0	0	1	0	0	0	0	12	0	12	60			
61	Powderly First	Mark Hutchison	96	2	0	0	3	4	0	0	0	2	0	0	0	0	0	0	103	0	103	61			
62	Mount Tabor-Sumner	Mark Hutchison	19	0	0	0	0	0	0	0	0	0	0	0	0	0	0	0	19	0	19	62			
63	Wilson Chapel	Steve W. Gibbs	20	0	0	0	0	0	0	0	0	0	0	0	0	0	0	0	20	0	20	63			
64	Rosser First	Steve W. Gibbs	33	0	0	0	0	0	0	0	0	0	0	0	0	0	0	0	33	0	33	64			
65	Calvary	E. Ben Read	592	2	0	0	4	6	14	0	0	0	0	10	1	0	0	1	578	0	580	65			
66	Paris First	Van Lazaroff	742	12	0	0	18	21	0	7	0	8	2	11	0	2	1	1	0	761	0	765	66		
67	Mt. Zion	Eddie Jean Adams	112	3	0	0	17	0	0	0	0	1	1	0	129	0	0	0	0	0	129	67			
68	Oak Park	Judith Brandt	194	1	0	0	0	0	0	0	34	0	0	4	0	0	0	0	157	0	157	68			
69	Pickton	Henry Suche	71	0	0	0	2	0	0	0	0	0	0	0	0	0	0	0	73	0	73	69			
70	Poetry	Pam White	47	1	0	0	2	0	3	0	0	0	0	4	0	0	0	0	43	0	43	70			
71	Quinlan First	Eric Rothe	347	8	0	0	1	2	11	0	7	5	12	4	1	0	2	3	0	313	0	319	71		
72	Roxton	Mona Millard	88	0	0	0	0	0	0	0	0	0	0	0	1	0	0	0	87	0	88	72			
73	Charleston	Mona Millard	110	1	0	0	0	1	0	0	0	0	0	2	0	0	0	0	110	0	110	73			
74	Saltillo	Mack McClain	6	0	0	0	1	0	0	0	0	0	0	0	0	0	0	0	7	0	7	74			
75	Old Saltillo	Mack McClain	12	0	0	0	0	0	0	0	0	0	0	0	0	0	0	0	12	0	12	75			

[illegible]

East District Table 1 (Continued)

CHURCH MEMBERSHIP																					
		RECEIVED						REMOVED						FULL MEMBERS AT CLOSE OF YEAR							
		Total Professing Members At Close Of Last Year	This Year On Profession Of Christian Faith	Restored By Affirmation	Previous Year's Reporting Errors— Total Professing Membership By Addition	From Other United Methodist Churches	From Other Denominations	Charge Conference Action	Withdrawn	Previous Year's Reporting Errors —Total Professing Membership By Subtraction	Transfer To Other United Methodist Churches	Transfer To Other Denominations	Death	Asian	AA/Black	Hispanic/Latino	Native American	Pacific Islander	White	Multi-Racial	Total Professing Members At Close Of This Year
	CHURCH NAME	1	2A	2B	2C	3	4	5A	5B	5C	6	7	8	9A	9B	9C	9D	9E	9F	9G	9
76	Sulphur Bluff	52	1	0	0	0	0	0	0	0	0	0	2	1	0	0	0	0	50	0	51
77	Tira	40	1	0	0	0	0	0	0	0	0	0	1	0	0	0	0	0	40	0	40
78	Sulphur Springs First	961	15	1	0	3	11	0	0	0	1	4	1	5	2	3	0	0	960	0	970
79	Wesley Sulphur Springs	218	3	0	0	7	3	21	0	0	4	0	8	0	2	4	0	0	192	0	198
80	Terrell First	452	2	0	0	8	3	0	3	0	0	1	11	6	1	0	0	0	440	3	450
81	Terrell Warren Chapel	33	3	1	0	0	0	0	0	0	1	3	1	0	32	0	0	0	0	0	32
82	Trenton	178	1	0	0	0	4	28	4	0	0	0	2	0	0	3	0	0	146	0	149
83	Virginia Point	53	1	0	0	0	5	0	0	0	0	0	0	0	0	0	0	0	59	0	59
84	Windom	41	0	0	0	0	0	0	0	0	0	0	1	0	0	0	0	0	40	0	40
85	Hail	6	0	0	0	0	0	0	0	0	0	0	0	0	0	0	0	0	6	0	6
86	Lannius	18	0	0	0	0	0	0	0	0	0	0	0	0	0	0	0	0	18	0	18
87	Winnshoro First	274	2	0	4	2	2	0	0	0	4	1	5	0	1	0	0	0	273	0	274
88	Tinney Chapel	79	1	0	0	1	0	0	0	0	0	0	1	0	0	1	14	0	65	0	80
89	Wolfe City First	158	8	0	2	0	0	23	0	0	0	0	2	0	2	9	0	0	132	0	143
90	St. Mark's	17	0	0	0	0	0	0	0	0	17	0	0	0	0	0	0	0	0	0	90
91	Rosalie	7	0	0	0	0	0	0	0	0	7	0	0	0	0	0	0	0	0	0	91
92	EAST DISTRICT	0	0	0	0	0	0	0	0	0	0	0	0	0	0	0	0	0	0	0	92
TOTAL 2012		12138	171	10	62	130	167	211	79	57	110	56	213	22	237	103	34	7	11527	22	11952
TOTAL 2011		12418	183	15	19	138	139	238	47	44	131	89	225	18	243	95	37	7	11711	27	12138
Inc/Dec 2012 over 2011		-280	-12	-5	43	-8	28	-27	32	13	-21	-33	-12	4	-6	8	-3	0	-184	-5	-186

East District Table 2

	CHURCH MEMBERSHIP					CHURCH SCHOOL AND SMALL GROUP MINISTRIES															UMM		UMW	
	Avg Attendance At All Weekly Worship Services	Number Of Persons Baptized This Year (All Ages)	Baptized Members Who Are Not Professing Members	Number Of Other Constituents	Total Enrolled In Confirmation Classes This Year	Children In All Christian Formation Groups And Small Group Ministries	Youth In All Christian Formation Groups And Small Group Ministries	Young Adults In All Christian Formation Groups And Small Group Ministries	Adults In All Christian Formation Groups And Small Group Ministries	Total Christian Formation Participants	Avg Weekly Attendance (all ages) In Sunday School	Persons (all ages) Active In Covenant Discipleship Groups	Participants In Vacation Bible School	Number Of Classes (All Ages) For Learning In Sunday School	Number Of Classes (All Ages) For Learning Other Than Sunday School	Number Of Short-Term Classes And Groups (All Ages)	Membership In United Methodist Men	Amount Paid for Projects	Membership In United Methodist Women	Amount Paid For Local Church And Community Work				
	10	11	12	13	14	15	16	17	18	19	20	21	22	23	24	25	26	27	28	29				
1 Aley	77	0	4	24	0	5	0	4	48	57	46	24	0	2	1	0	0	0	22	4976				
2 Annona	8	0	0	5	0	0	0	0	6	6	6	0	0	1	0	0	0	0	0	0				
3 Boxelder	19	0	4	6	0	1	2	0	7	10	8	0	0	2	0	0	0	0	0	0				
4 Lone Star	10	0	0	0	0	0	0	0	7	7	7	0	0	1	0	0	0	0	0	0				
5 Arbala	35	3	5	12	0	8	3	1	0	12	5	0	18	1	0	1	0	0	0	0				
6 Gafford Chapel	53	7	23	12	0	20	3	14	25	62	46	0	23	8	0	2	0	0	0	0				
7 Avery	45	1	15	36	0	9	0	0	20	29	12	0	48	3	1	0	0	0	14	500				
8 Williams Chapel	34	5	0	0	0	10	0	2	0	12	25	0	9	2	1	0	0	0	1	0				
9 Becker	25	0	2	14	0	0	0	0	3	3	3	0	0	1	0	0	0	0	0	0				
10 Birthright	20	0	0	0	0	0	0	0	23	23	21	0	0	2	1	1	0	0	0	0				
11 Blanton Chapel	10	0	0	0	0	0	0	0	17	17	10	0	0	1	0	0	0	0	0	0				
12 Blossom	35	1	7	14	0	10	6	0	24	40	22	16	25	3	1	0	0	0	0	0				
13 Shady Grove	4	0	0	0	0	0	0	0	0	0	0	0	0	0	0	0	0	0	0	0				
14 Bogata	98	4	2	23	4	31	9	36	62	138	47	6	39	7	2	4	23	1000	24	1366				
15 Bonham First	118	6	20	5	0	20	5	15	143	183	89	0	56	9	4	2	0	22	1367					
16 Bonham Wesley	21	0	0	10	0	0	0	0	0	0	0	0	0	0	0	0	0	0	0	0				
17 Telephone	8	0	0	0	0	0	1	0	0	1	8	0	0	0	0	0	0	0	0	0				
18 Caddo Mills	49	1	27	19	0	13	0	0	32	45	7	0	0	2	0	2	0	0	0	0				
19 Campbell	17	0	0	0	0	0	0	0	0	0	2	0	0	1	0	0	0	0	0	0				
20 Caney	7	0	0	0	0	1	0	1	5	7	7	0	0	0	1	0	0	0	0	0				
21 Celeste	65	2	3	12	0	12	29	16	43	100	32	21	53	8	4	3	12	825	19	350				
22 Kingston	20	0	2	4	0	5	4	3	13	25	12	0	56	1	1	1	7	0	0	0				
23 White Rock	12	0	2	2	0	2	2	1	8	13	10	0	0	1	0	0	3	0	0	0				
24 Clarksville McKenzie Mem.	66	0	0	1	0	0	0	0	43	43	28	0	25	3	0	2	0	0	0	0				
25 Clarksville St. Paul	45	1	2	4	0	10	5	1	0	16	10	10	30	2	1	1	5	0	19	300				

East District Table 2 (Continued)

		CHURCH MEMBERSHIP					CHURCH SCHOOL AND SMALL GROUP MINISTRIES										UMM		UMW		
		Avg Attendance At All Weekly Worship Services	Number Of Persons Baptized This Year (All Ages)	Baptized Members Who Are Not Professing Members	Number Of Other Constituents	Total Enrolled In Confirmation Classes This Year	Children In All Christian Formation Groups And Small Group Ministries	Youth In All Christian Formation Groups And Small Group Ministries	Young Adults In All Christian Formation Groups And Small Group Ministries	Adults In All Christian Formation Groups And Small Group Ministries	Total Christian Formation Participants	Avg Weekly Attendance (all ages) In Sunday School	Persons (all ages) Active In Covenant Discipleship Groups	Participants In Vacation Bible School	Number Of Classes (All Ages) For Learning In Sunday School	Number Of Classes (All Ages) For Learning Other Than Sunday School	Number Of Short-Term Classes And Groups (All Ages)	Membership In United Methodist Men	Amount Paid For Projects	Membership In United Methodist Women	Amount Paid For Local Church And Community Work
	CHURCH NAME	10	11	12	13	14	15	16	17	18	19	20	21	22	23	24	25	26	27	28	29
26	College Mound	145	3	4	23	12	39	23	8	138	208	78	0	175	9	8	5	15	0	21	1900
27	Commerce First	163	4	60	50	0	95	22	110	84	311	63	0	150	14	7	4	0	0	22	150
28	Como	45	4	4	0	5	20	5	0	19	44	24	0	17	5	2	1	0	0	0	28
29	Pine Forest	8	0	0	0	0	0	0	0	8	8	8	0	0	1	0	0	0	0	0	29
30	Cooper	55	0	19	0	0	5	6	0	70	81	40	0	50	7	0	2	13	929	18	500
31	Shooks Chapel	16	0	0	7	0	0	0	0	0	0	0	0	0	0	0	0	0	0	0	31
32	Crandall	25	0	4	10	0	6	5	0	10	21	8	0	20	2	0	0	1	0	5	32
33	Cumby	20	0	1	0	0	0	0	0	0	0	0	0	25	0	0	0	0	0	6	386
34	Cuthand	209	13	25	60	20	80	50	40	50	220	57	0	140	8	2	2	25	0	35	0
35	Deport	39	4	3	0	0	12	0	7	20	39	20	0	50	5	1	1	0	0	10	563
36	Martin Memorial	18	0	7	14	0	3	0	0	18	21	0	0	0	0	0	0	0	0	0	36
37	Woodland	21	0	2	19	0	2	0	0	39	41	9	0	0	1	2	2	0	0	0	37
38	Ector	29	1	0	16	1	2	1	2	30	35	10	0	30	2	2	2	0	0	12	1500
39	Mulberry	13	0	0	4	0	0	2	2	15	19	6	0	2	2	0	0	0	0	0	39
40	Enloe	28	0	0	0	0	0	0	0	0	0	10	0	0	2	0	0	0	0	0	40
41	Ben Franklin	16	1	0	0	0	2	4	0	10	16	14	0	0	1	0	0	0	0	0	41
42	Kavanaugh	95	0	49	16	0	18	5	0	70	93	56	24	32	8	2	2	0	0	0	42
43	Salem-Kinser	56	3	9	26	0	10	3	6	36	55	26	25	0	6	7	4	0	0	0	43
44	Floyd	17	0	0	14	0	1	2	2	16	21	11	2	0	3	1	2	0	0	0	44
45	Greenville Wesley	345	11	102	30	10	82	102	60	336	580	234	24	110	16	15	8	0	0	18	4150
46	Westview	57	7	15	7	0	24	4	1	37	66	25	0	45	6	2	0	0	0	0	46
47	Grove Hill	13	0	0	0	0	0	0	0	3	3	0	0	0	0	1	0	0	0	0	47
48	Honey Grove McKenzie	55	3	16	20	0	6	5	0	28	39	18	2	50	4	2	3	0	0	32	1350
49	Forest Hill	14	0	0	5	0	0	1	0	8	9	6	0	0	2	1	0	0	0	0	49
50	Kaufman	113	2	7	34	0	25	20	14	80	139	58	0	61	10	6	5	46	7000	80	7850

East District Table 2 (Continued)

	CHURCH MEMBERSHIP					CHURCH SCHOOL AND SMALL GROUP MINISTRIES										UMM		UMW			
	Avg Attendance At All Weekly Worship Services	Number Of Persons Baptized This Year (All Ages)	Baptized Members Who Are Not Professing Members	Number Of Other Constituents	Total Enrolled In Confirmation Classes This Year	Children In All Christian Formation Groups And Small Group Ministries	Youth In All Christian Formation Groups And Small Group Ministries	Young Adults In All Christian Formation Groups And Small Group Ministries	Adults In All Christian Formation Groups and Small Group Ministries	Total Christian Formation Participants	Avg Weekly Attendance (all ages) In Sunday School	Persons (all ages) Active In Covenant Discipleship Groups	Participants In Vacation Bible School	Number Of Classes (All Ages) For Learning In Sunday School	Number Of Classes (All Ages) For Learning Other Than Sunday School	Number Of Short-Term Classes And Groups (All Ages)	Membership In United Methodist Men	Amount Paid for Projects	Membership In United Methodist Women	Amount Paid For Local Church And Community Work	
	CHURCH NAME	10	11	12	13	14	15	16	17	18	19	20	21	22	23	24	25	26	27	28	29
51	Kemp	36	0	20	46	1	12	7	3	25	47	17	0	6	5	0	0	0	0	0	51
52	Ladonia	14	0	4	0	0	1	8	0	10	19	7	3	13	1	1	2	0	0	0	52
53	Pecan Gap	29	0	1	4	0	8	0	0	18	26	16	0	12	2	0	2	0	0	14	1230
54	Leonard	85	5	30	147	0	18	18	6	93	135	45	0	67	6	2	2	20	1200	50	1200
55	Lone Oak	33	0	0	0	0	0	0	0	12	12	12	12	30	1	1	1	0	0	11	1000
56	Mabank	203	4	0	164	6	93	58	0	70	221	36	0	0	9	15	5	0	0	20	1314
57	Miller Grove	30	1	1	0	0	7	4	2	13	26	19	0	0	2	0	0	0	0	0	57
58	Mt. Vernon First	227	2	51	86	8	317	119	0	244	680	70	18	165	10	12	8	0	0	39	389
59	Belk	23	0	0	8	0	1	3	1	12	17	7	0	0	1	0	1	0	0	5	200
60	Chicota	18	0	0	5	0	0	0	0	5	5	0	0	0	0	0	0	0	0	5	100
61	Powderly First	37	0	0	30	2	7	2	3	14	26	15	0	0	3	1	1	0	0	20	350
62	Mount Tabor-Summer	18	0	0	0	0	0	1	1	12	14	10	0	0	1	2	1	0	0	1	0
63	Wilson Chapel	12	0	7	0	0	0	0	0	0	0	0	0	0	0	0	0	0	0	0	0
64	Rosser First	17	0	0	0	0	0	0	0	0	0	0	0	0	0	0	0	0	0	0	0
65	Calvary	180	1	78	75	0	15	10	0	90	115	107	0	70	9	3	1	25	3000	60	1200
66	Paris First	317	4	78	68	0	75	80	15	200	370	175	38	120	16	3	3	25	0	25	500
67	Mt. Zion	57	6	4	0	5	7	15	2	31	55	38	9	36	5	1	2	16	800	15	320
68	Oak Park	64	0	0	20	0	8	2	5	65	80	38	20	8	4	2	2	18	600	9	1200
69	Pickton	35	1	0	0	0	11	5	0	21	37	25	0	0	4	2	0	0	0	16	0
70	Poetry	32	1	0	0	0	0	0	0	18	18	7	0	0	1	2	2	0	0	0	0
71	Quinlan First	182	4	3	0	0	25	35	0	62	122	82	200	65	9	4	3	35	2500	53	3000
72	Roxton	26	0	0	7	0	3	5	0	14	22	8	8	10	2	3	1	0	0	11	165
73	Charleston	52	7	6	8	0	17	5	0	12	34	12	0	34	1	0	0	0	0	2	75
74	Saltillo	7	0	0	6	0	0	0	0	7	7	7	0	0	1	0	0	0	0	0	0
75	Old Saltillo	12	0	0	5	0	0	0	0	0	0	12	0	0	1	0	0	0	0	0	0

East District Table 2 (Continued)

	CHURCH MEMBERSHIP					CHURCH SCHOOL AND SMALL GROUP MINISTRIES										UMM		UMW			
	Avg Attendance At All Weekly Worship Services	Number Of Persons Baptized This Year (All Ages)	Baptized Members Who Are Not Professing Members	Number Of Other Constituents	Total Enrolled In Confirmation Classes This Year	Children In All Christian Formation Groups And Small Group Ministries	Youth In All Christian Formation Groups And Small Group Ministries	Young Adults In All Christian Formation Groups And Small Group Ministries	Adults In All Christian Formation Groups and Small Group Ministries	Total Christian Formation Participants	Avg Weekly Attendance (all ages) In Sunday School	Persons (all ages) Active In Covenant Discipleship Groups	Participants In Vacation Bible School	Number Of Classes (All Ages) For Learning In Sunday School	Number Of Classes (All Ages) For Learning Other Than Sunday School	Number Of Short-Term Classes And Groups (All Ages)	Membership In United Methodist Men	Amount Paid for Projects	Membership In United Methodist Women	Amount Paid For Local Church And Community Work	
	CHURCH NAME	10	11	12	13	14	15	16	17	18	19	20	21	22	23	24	25	26	27	28	29
76	Sulphur Bluff	32	1	4	5	0	4	0	0	20	24	0	0	0	0	1	1	0	0	0	0
77	Tira	19	2	1	1	0	3	0	0	8	11	8	11	0	1	0	0	0	0	0	0
78	Sulphur Springs First	348	12	82	55	12	60	65	25	392	542	272	21	130	22	2	14	0	0	47	1459
79	Wesley Sulphur Springs	140	3	10	25	3	20	20	12	152	204	90	10	100	0	0	0	0	0	34	2000
80	Terrell First	107	3	73	111	0	138	40	21	175	374	91	0	85	10	2	5	34	800	0	0
81	Terrell Warren Chapel	15	5	5	1	0	5	2	3	9	19	9	0	0	2	0	1	5	0	17	603
82	Trenton	65	2	62	8	0	12	15	3	37	67	28	4	38	7	1	4	4	250	0	0
83	Virginia Point	37	1	0	0	0	8	5	0	9	22	12	12	0	2	0	0	0	0	0	0
84	Windom	20	0	0	2	0	2	0	0	6	8	8	0	0	2	0	0	0	0	0	0
85	Hail	10	0	0	1	0	0	0	0	5	5	5	0	0	1	0	0	0	0	0	0
86	Lannius	12	0	0	4	0	0	0	0	8	8	8	0	0	1	0	0	0	0	0	0
87	Winnboro First	110	2	20	16	0	9	24	0	119	152	121	6	25	9	1	1	12	3018	19	1750
88	Tinney Chapel	43	0	0	9	0	1	0	0	50	51	25	8	0	4	1	0	17	600	0	0
89	Wolfe City First	55	0	0	0	0	20	0	5	15	40	15	0	53	12	3	2	0	0	20	300
90	St. Mark's	8	0	0	0	0	0	0	0	5	5	0	0	0	0	1	0	0	0	0	0
91	Rosalie	3	0	0	0	0	0	0	0	3	3	3	0	0	1	0	0	0	0	0	0
92	EAST DISTRICT	0	0	0	0	0	0	0	0	0	0	0	0	0	0	0	0	0	0	0	0
	TOTAL 2012	5286	154	985	1475	89	1496	877	453	3715	6541	2704	534	2406	344	144	127	361	22522	873	45563
	TOTAL 2011	5328	140	888	1402	127	1458	879	439	3970	6746	2897	543	2344	352	138	141	346	21473	896	51712
	Inc/Dec 2012 over 2011	-42	14	97	73	-38	38	-2	14	-255	-205	-193	-9	62	-8	6	-14	15	1049	-23	-6149

East District Table 3

	MISSION AND COMMUNITY MINISTRIES										PROPERTY AND OTHER ASSETS				CONNECTIONAL PROGRAMS							
	CHURCH NAME	30a	30b	31a	31b	32	33	34	35	36	37	38	39	40a	40b	42	43	44	45	46		
1	Aley	0	0	0	0	0	0	0	1	1245	406200	52952	0	0	12456	12456	0	0	0	0	6050	
2	Annona	0	0	0	0	0	0	0	3	50	601654	15673	0	0	2605	2605	0	0	0	0	0	
3	Boxelder	0	0	0	0	0	0	0	3	125	419091	46704	0	0	3717	3717	0	0	100	0	0	
4	Lone Star	0	0	0	0	0	0	0	2	40	75000	85650	0	0	2152	2152	0	0	0	0	0	
5	Arbala	0	0	0	0	0	0	0	4	68	95000	17255	0	0	1824	1824	0	0	0	0	0	
6	Gafford Chapel	0	0	0	0	0	0	0	5	120	526000	74420	0	0	5570	5570	0	0	0	0	0	
7	Avery	0	0	0	0	0	0	0	10	487	705000	72696	0	0	8780	8780	0	0	0	0	0	
8	Williams Chapel	0	0	0	0	0	0	0	3	115	71200	117647	0	0	3261	3261	0	0	0	0	0	
9	Becker	0	0	0	6	0	0	0	3	275	190029	86463	0	0	2974	2974	335	0	0	0	420	
10	Birtheright	0	0	0	5	0	0	0	3	220	200000	13000	0	0	3010	3010	500	0	50	0	0	
11	Blanton Chapel	0	0	0	0	0	0	0	0	0	120000	2000	0	0	1006	1006	0	0	0	0	0	
12	Blossom	3	6	7	36	2	0	0	8	1350	405401	40019	0	0	4840	4840	0	0	4	0	0	
13	Shady Grove	0	0	0	0	0	0	0	0	0	27000	6858	0	0	906	906	0	0	0	0	0	
14	Bogata	0	0	9	98	4	48	12	782	987000	11658	0	0	13296	13296	0	0	0	0	0	230	
15	Bonham First	0	0	5	40	12	250	2	35	1814500	43979	0	107709	37147	37147	0	0	246	0	0	0	
16	Bonham Wesley	0	0	0	0	0	0	0	0	0	591680	4798	4036	0	3484	3484	0	0	0	0	0	
17	Telephone	0	0	0	0	0	0	0	0	0	52000	9249	0	0	1190	1190	0	0	0	0	0	
18	Caddo Mills	0	0	0	0	0	0	0	3	86	308694	115612	0	0	3192	3192	640	0	0	0	0	
19	Campbell	0	0	0	0	0	0	0	0	0	200000	7484	0	0	2104	2104	0	0	0	0	0	
20	Caney	0	0	0	0	0	0	0	0	0	65563	3000	0	0	790	790	0	0	0	0	0	
21	Celeste	0	0	2	12	1	6	6	68	666165	25512	124000	0	0	8506	8506	0	0	0	0	0	
22	Kingston	0	0	2	2	1	12	2	6	239769	5025	0	0	2585	2585	0	0	0	0	0	0	
23	White Rock	0	0	0	0	0	0	0	0	0	81481	10078	0	0	1235	1235	0	0	0	0	0	
24	Clarksville McKenzie Mem.	0	0	0	0	0	0	0	0	0	2152576	130803	0	0	13137	13137	0	0	0	0	0	
25	Clarksville St. Paul	0	0	0	0	0	0	1	35	145000	5000	0	0	2454	2454	0	0	0	0	0	0	

East District Table 3 (Continued)

	MISSION AND COMMUNITY MINISTRIES								PROPERTY AND OTHER ASSETS				CONNECTIONAL PROGRAMS							
	CHURCH NAME	30a	30b	31a	31b	32	33	34	35	36	37	38	39	40a	40b	42	43	44	45	46
26	College Mound	0	0	9	48	0	0	6	1500	1750000	45000	0	0	19368	19368	0	0	2000	0	3000
27	Commerce First	0	0	6	62	4	158	17	1770	6720786	1806863	200300	0	50581	50581	1706	0	0	0	425
28	Como	0	0	1	4	3	104	0	0	572981	276878	0	0	6005	6005	0	0	0	0	0
29	Pine Forest	0	0	0	0	0	0	1	400	85000	22136	0	0	1179	1179	0	0	0	0	0
30	Cooper	0	0	0	25	0	0	7	4784	1500000	53962	10483	0	12075	12075	0	0	0	0	0
31	Shooks Chapel	0	0	0	6	0	0	0	0	254400	99960	0	0	3031	3031	0	0	0	0	0
32	Crandall	0	0	0	5	0	0	1	19178	400000	20	0	0	4190	100	189	0	0	0	0
33	Cumby	0	0	0	0	0	0	0	0	311601	19673	0	0	1780	1780	0	0	0	0	0
34	Cuthand	0	0	1	40	0	0	5	200	576000	88639	91503	0	9471	9471	0	0	0	0	664
35	Deport	0	2	0	0	0	0	3	300	762025	53926	0	0	7603	7603	100	0	0	0	0
36	Martin Memorial	0	0	0	8	0	0	2	800	570900	46238	0	0	4275	4275	0	0	1	0	0
37	Woodland	0	0	1	8	0	0	2	800	155000	8544	0	0	4082	4082	0	0	0	0	0
38	Ector	0	0	0	0	0	0	11	200	476000	70620	0	0	3957	3957	147	0	0	0	0
39	Mulberry	0	0	0	0	0	0	6	38	189000	22300	0	0	1441	1441	0	0	0	0	0
40	Enloe	0	0	0	0	0	0	0	0	187000	30700	0	0	2665	2665	1000	0	0	0	0
41	Ben Franklin	0	0	0	0	0	0	1	23	150000	800	0	0	1266	1266	0	0	0	0	0
42	Kavanaugh	0	0	1	13	2	60	2	245	5626447	829938	0	0	32107	32107	825	0	311	0	0
43	Salem-Kinser	0	0	1	5	4	30	4	22	542770	42218	0	0	12801	12801	0	0	0	0	0
44	Floyd	0	0	0	0	0	0	2	15	146400	50860	0	0	1690	1690	0	0	0	0	0
45	Greenville Wesley	0	0	4	111	2	55	8	3534	10773141	386306	2482655	0	87958	87958	1685	0	3000	0	1450
46	Westview	0	0	0	0	1	12	1	14	1684956	26040	64703	0	12783	12783	0	0	0	0	0
47	Grove Hill	0	0	0	0	0	0	0	0	90000	46500	0	0	1018	1018	0	0	0	0	0
48	Honey Grove McKenzie	0	0	1	8	0	0	1	50	1398079	374030	0	0	10148	10148	0	0	0	0	0
49	Forest Hill	0	0	0	0	0	0	0	0	47000	9508	0	0	2054	2054	0	0	9	0	0
50	Kaufman	0	0	3	21	2	25	17	2751	2300000	221221	0	0	33338	33338	0	0	0	0	741

East District Table 3 (Continued)

	MISSION AND COMMUNITY MINISTRIES										PROPERTY AND OTHER ASSETS				CONNECTIONAL PROGRAMS							
	CHURCH NAME	30a	30b	31a	31b	32	33	34	35	36	37	38	39	40a	40b	42	43	44	45	46		
51	Kemp	0	0	1	0	0	0	3	110	646700	56588	0	0	6855	6855	0	0	0	0	0		
52	Ladonia	0	0	0	0	0	0	1	240	214000	110250	0	0	3190	3190	320	0	0	0	0		
53	Pecan Gap	0	0	0	0	0	0	1	240	218000	129647	0	0	3897	3897	1500	0	0	0	0		
54	Leonard	0	0	1	17	0	0	5	250	1460000	161215	0	0	18801	18801	0	0	0	0	358		
55	Lone Oak	0	0	0	2	0	0	2	175	595000	80167	0	0	5131	5131	256	0	200	0	0		
56	Mabank	1	1	2	235	5	231	18	16730	2223098	345203	515875	0	50364	50364	0	0	0	0	3703		
57	Miller Grove	0	0	0	0	0	0	6	250	137000	107882	0	0	2918	2918	0	0	0	0	0		
58	Mt. Vernon First	0	0	8	450	2	250	6	1163	7882250	108176	0	37611	60323	60323	1915	0	0	0	0		
59	Belk	0	0	3	4	0	0	20	200	190000	105000	0	0	3099	3099	0	0	0	0	0		
60	Chicota	0	0	0	0	0	0	5	25	92400	10000	0	0	1276	1276	0	0	0	0	0		
61	Powderly First	0	0	2	6	0	0	25	250	260000	89000	0	0	5012	5012	0	0	0	0	0		
62	Mount Tabor-Summer	0	0	0	1	0	10	7	75	153258	40000	0	0	1645	1645	0	0	0	0	0		
63	Wilson Chapel	0	0	0	0	0	0	0	0	100000	227	0	0	1388	1388	0	0	0	0	0		
64	Rosser First	0	0	0	0	0	0	0	0	53000	774	0	0	1641	1641	0	0	0	0	0		
65	Calvary	2	30	1	8	1	35	2	600	285864	380559	0	0	51128	51128	432	0	560	0	1272		
66	Paris First	0	0	1	70	2	160	3	75000	9750000	6570876	300000	0	88188	88188	560	0	0	0	0		
67	Mt. Zion	0	0	0	8	1	10	4	157	698636	2600	23804	0	7949	7949	0	0	0	0	0		
68	Oak Park	0	0	0	0	0	70	3	140	2075207	28489	0	0	17254	17254	0	0	0	0	0		
69	Pickton	0	0	0	0	0	0	0	0	530450	69654	0	0	4679	4679	0	0	0	0	0		
70	Poetry	0	0	0	0	0	0	5	50	50526	26585	0	0	4807	4807	0	0	50	0	623		
71	Quinlan First	0	0	0	0	6	197	12	2815	1910000	178540	454400	0	33016	33016	0	0	0	0	0		
72	Roxton	0	0	5	6	0	0	2	123	774500	97867	0	0	11682	11682	100	0	0	0	0		
73	Charleston	0	0	0	0	0	0	7	65	65000	33000	0	0	5817	5817	0	0	0	0	0		
74	Saltillo	0	0	0	0	0	0	0	0	85000	19500	0	0	432	432	0	0	0	0	0		
75	Old Saltillo	0	0	0	0	0	0	0	0	238000	45900	0	0	430	430	0	0	0	0	0		

East District Table 3 (Continued)

	MISSION AND COMMUNITY MINISTRIES										PROPERTY AND OTHER ASSETS				CONNECTIONAL PROGRAMS						
	CHURCH NAME	30a	30b	31a	31b	32	33	34	35	36	37	38	39	40a	40b	42	43	44	45	46	
76	Sulphur Bluff	0	0	0	0	0	0	3	128	250000	85000	47000	0	3717	3717	0	0	0	0	0	
77	Tira	0	0	0	0	0	0	3	98	200000	37000	0	0	3041	3041	0	0	0	0	0	
78	Sulphur Springs First	0	0	16	108	2	64	5	398	6124925	543850	46950	0	100102	100102	0	0	2150	0	0	
79	Wesley Sulphur Springs	0	0	5	25	1	65	5	624	3697970	233011	0	0	25773	25773	0	0	0	0	1061	
80	Terrell First	0	0	8	70	5	250	10	1100	4315703	457087	19873	0	32123	32123	0	0	0	0	500	
81	Terrell Warren Chapel	0	0	0	0	0	0	2	50	135000	9601	0	0	5676	5676	500	0	0	0	0	
82	Trenton	0	0	8	75	0	0	7	2175	1714800	105415	0	0	13802	13802	0	0	0	0	0	
83	Virginia Point	0	0	0	0	0	0	5	575	193084	128723	0	0	3642	3642	0	0	0	0	0	
84	Windom	0	0	0	0	0	0	3	75	375000	112467	0	0	3190	3190	0	0	0	0	0	
85	Hail	0	0	0	0	0	0	0	0	77250	11149	0	0	1296	1296	0	0	0	0	0	
86	Lannius	0	0	0	0	0	0	0	0	29110	1590	0	0	882	882	0	0	0	0	0	
87	Winnsboro First	1	4	7	22	0	0	4	207	2321326	94406	0	1665	25206	25206	300	0	0	0	0	
88	Tinney Chapel	0	0	5	28	1	37	11	966	924373	28141	0	0	8133	8133	0	0	0	0	1000	
89	Wolfe City First	0	0	0	0	0	0	1	510	1201938	200842	0	0	14503	14503	0	0	1800	0	0	
90	St. Mark's	0	0	0	0	0	0	0	0	0	0	0	0	1861	1861	0	0	0	0	0	
91	Rosalie	0	0	0	0	0	0	0	0	20000	0	0	0	871	871	0	0	0	0	0	
92	EAST DISTRICT	0	0	0	0	0	0	0	0	0	0	0	0	0	4090	315	0	500	0	0	
	TOTAL 2012	7	43	126	1698	64	2139	364	147295	100683857	16482396	4385582	146985	1103827	1103827	13325	0	10981	0	21497	
	TOTAL 2011	13	67	99	1331	56	1863	332	105157	95381723	10801826	4340514	185731	1099373	1099373	22532	0	1404	0	61757	
	Inc/Dec 2012 over 2011	-6	-24	27	367	8	276	32	42138	5302134	5680570	45068	-38746	4454	4454	-9207	0	9577	0	-40260	

East District Table 4

		CONNECTIONAL PROGRAMS									MINISTERIAL SUPPORT							
		Annual Conference Special Sundry Offerings	Benevolences Directly To UM Causes (Not To AC Treasurer)	Benevolences Paid Directly To Non-UM Benevolent And Charitable Causes	Human Relations Day	One Great Hour Of Sharing	Peace With Justice	Native American Ministries	World Communion	UM Student Day	Direct-Billed Clergy Non-Health Benefits (Pension)	Direct-Billed Clergy Health Benefits	Base Compensation To Pastor	Base Compensation To Associate(s)	Housing And Utilities And/Or Related Allowances—Pastor And Associate(s)	Accountable Reimbursements—Pastor And Associate(s)	Other Cash Allowances (Non-Accountable—Pastor And Associate(s))	Salary And Benefits For Deacons
	CHURCH NAME	47	48	49	50a	50b	50c	50d	50e	50f	51	52	53	54	55	56	57	58
1	Aley	0	0	6065	0	0	0	0	0	0	8762	8140	50667	0	15000	9183	2892	0
2	Annona	0	0	0	0	0	0	0	0	0	0	0	4800	0	0	0	0	0
3	Boxelder	165	100	1400	0	0	0	0	0	0	0	0	11400	0	0	0	4872	0
4	Lone Star	200	0	1100	0	0	0	0	0	0	0	0	4200	0	0	0	1200	0
5	Arbala	0	500	1103	0	0	0	0	0	0	0	0	5290	0	814	1266	0	0
6	Gafford Chapel	0	1000	7020	0	0	0	0	0	0	0	0	17710	0	2727	4239	0	0
7	Avery	88	0	585	0	0	0	0	0	0	0	0	12650	0	2615	0	0	0
8	Williams Chapel	0	425	3650	0	0	0	0	0	0	0	0	7680	0	1400	0	0	0
9	Becker	0	0	960	0	0	0	0	0	0	0	0	9540	0	0	750	0	0
10	Birthright	300	350	3057	0	0	0	0	0	0	0	0	4200	0	4200	0	0	0
11	Blanton Chapel	0	0	0	0	0	0	0	0	0	0	0	3600	0	0	0	150	0
12	Blossom	0	460	680	0	0	0	0	0	0	0	0	83	0	5375	0	0	0
13	Shady Grove	0	0	0	0	0	0	0	0	0	0	0	700	0	0	50	0	0
14	Bogata	0	0	2501	0	0	0	0	0	0	7072	6900	38434	0	4102	7097	0	0
15	Bonham First	0	479	4125	0	0	0	0	0	0	8354	8140	44000	0	6000	0	0	0
16	Bonham Wesley	0	1500	0	0	0	0	0	0	0	0	0	6000	0	6360	0	0	0
17	Telephone	0	0	0	0	0	0	0	0	0	0	0	3600	0	0	0	0	0
18	Caddo Mills	0	0	1848	0	0	0	0	0	0	7863	5698	20108	0	6000	7450	0	0
19	Campbell	0	0	0	0	0	0	0	0	0	0	0	2000	0	12000	0	125	0
20	Caney	0	0	0	0	0	0	0	0	0	0	0	0	0	1560	0	0	0
21	Celeste	0	825	1625	0	0	0	0	0	0	5637	5698	15268	0	4550	5005	0	0
22	Kingston	0	200	150	0	0	0	0	0	0	0	0	5925	0	1470	1617	0	0
23	White Rock	0	125	100	0	0	0	0	0	0	0	0	3960	0	980	1078	0	0
24	Clarksville McKenzie Mem.	409	0	0	0	0	0	0	0	0	6732	6512	26500	0	16550	0	0	0
25	Clarksville St. Paul	0	0	600	0	0	0	0	0	0	0	0	7200	0	0	0	300	0

East District Table 4 (Continued)

	CONNECTIONAL PROGRAMS										MINISTERIAL SUPPORT							
	CHURCH NAME	47	48	49	50a	50b	50c	50d	50e	50f	51	52	53	54	55	56	57	58
26	College Mound	500	1000	3500	0	0	0	0	0	0	7462	8140	42053	0	5681	12415	7990	0
27	Commerce First	0	3028	16045	0	0	0	0	0	0	10984	10175	51026	9708	9917	6050	2000	0
28	Como	0	365	100	0	0	0	0	0	0	4808	0	16616	0	8400	0	400	0
29	Pine Forest	0	0	7155	0	0	0	0	0	0	0	0	2634	0	7902	0	0	0
30	Cooper	0	751	1200	0	0	0	0	0	0	7906	8140	24204	0	6200	3820	0	0
31	Shooks Chapel	0	275	0	0	0	0	0	0	0	0	0	10536	0	0	150	0	0
32	Crandall	0	0	0	0	0	0	0	0	0	0	0	0	0	10487	0	0	0
33	Cumby	0	0	0	0	0	0	0	0	0	0	0	0	0	11500	0	0	0
34	Cuthand	0	4687	12215	0	0	0	0	0	0	3819	0	6000	0	4300	5250	0	0
35	Deport	0	0	800	0	0	0	0	0	0	3810	0	9481	0	5800	3800	500	0
36	Martin Memorial	0	400	1606	0	0	0	0	0	135	0	0	6730	0	4883	2509	0	0
37	Woodland	0	0	300	0	0	0	0	0	0	0	0	6730	0	2500	2400	0	0
38	Ector	0	0	2990	0	10	0	0	0	12	0	0	0	0	7128	5035	0	0
39	Mulberry	0	0	750	0	0	0	0	0	0	0	0	0	0	5811	3000	0	0
40	Enloe	0	300	3000	0	0	0	0	0	0	0	0	3120	0	0	0	0	0
41	Ben Franklin	0	0	0	0	0	0	0	0	0	0	0	5200	0	0	0	0	0
42	Kavanaugh	259	0	2150	0	0	0	0	0	0	8204	8140	41600	0	3074	9000	0	0
43	Salem-Kinser	480	0	850	0	160	0	0	0	160	8188	8140	27840	0	3380	12250	2880	0
44	Floyd	0	0	0	0	0	0	0	0	0	0	0	6250	0	0	0	0	0
45	Greenville Wesley	1000	0	59794	0	0	0	0	0	0	10214	8140	72000	0	45000	6485	0	0
46	Westview	0	0	1312	0	0	0	0	0	0	6684	6512	35232	0	3193	4608	0	0
47	Grove Hill	0	0	0	0	0	0	0	0	0	0	0	0	0	0	2400	0	0
48	Honey Grove McKenzie	952	248	2277	244	0	44	55	66	32	6224	6474	27898	0	4734	1810	133	0
49	Forest Hill	0	0	272	0	0	0	0	0	0	1466	1512	8528	0	0	0	0	0
50	Kaufman	0	0	12985	0	202	0	0	0	0	8612	8140	50387	330	4141	1808	0	0

East District Table 4 (Continued)

		CONNECTIONAL PROGRAMS										MINISTERIAL SUPPORT									
														</							

East District Table 4 (Continued)

	CONNECTIONAL PROGRAMS										MINISTERIAL SUPPORT							
	Annual Conference Special Sunday Offerings	Benevolences Directly To U/M Causes (Not To AC Treasurer)	Benevolences Paid Directly To Non-U/M Benevolent And Charitable Causes	Human Relations Day	One Great Hour Of Sharing	Peace With Justice	Native American Ministries	World Communion	U/M Student Day	Direct-Billed Clergy: Non-Health Benefits (Pension)	Direct-Billed Clergy: Health Benefits	Base Compensation To Pastor	Base Compensation To Associate(s)	Housing And Utilities And/Or Related Allowances—Pastor And Associate(s)	Accountable Reimbursements—Pastor And Associate(s)	Other Cash Allowances (Non-Accountable)—Pastor And Associate(s)	Salary And Benefits For Deacons	
CHURCH NAME	47	48	49	50a	50b	50c	50d	50e	50f	51	52	53	54	55	56	57	58	
76 Sulphur Bluff	0	0	3517	0	0	0	0	0	0	0	0	7500	0	3000	0	5100	0	
77 Tira	600	0	1875	0	0	0	0	0	0	0	0	5900	0	3000	1500	4000	0	
78 Sulphur Springs First	100	12175	86203	0	0	0	0	0	0	18554	16280	79311	40994	21385	12500	3000	0	
79 Wesley Sulphur Springs	0	0	13330	0	221	0	0	115	0	7792	7793	37481	0	8214	6688	600	0	
80 Terrell First	0	1465	2632	0	0	0	0	0	0	8942	8140	59672	0	4481	160	3528	0	
81 Terrell Warren Chapel	0	0	175	0	0	0	0	0	0	0	0	6760	0	0	0	0	0	
82 Trenton	2500	0	8321	0	0	0	0	0	0	8217	8140	40369	0	3967	4181	0	0	
83 Virginia Point	0	0	7575	0	0	0	0	0	0	0	0	4500	0	4500	0	0	0	
84 Windom	0	0	650	0	0	0	0	0	0	0	0	6000	0	6000	200	0	0	
85 Hail	0	0	0	0	0	0	0	0	0	0	0	3600	0	3600	0	0	0	
86 Lannius	0	0	0	0	0	0	0	0	0	0	0	0	0	1200	0	0	0	
87 Winnsboro First	0	2892	823	0	0	0	0	0	20	7981	7696	42936	0	11780	0	0	0	
88 Tinney Chapel	0	0	1008	0	259	0	35	0	0	0	0	14794	0	9794	1250	300	0	
89 Wolfe City First	0	0	0	0	464	0	0	0	0	0	0	25750	0	3050	0	0	0	
90 St. Mark's	0	530	0	0	0	0	0	0	0	506	781	1856	0	302	809	0	0	
91 Rosalie	0	0	0	0	0	0	0	0	0	324	501	1353	0	0	0	0	0	
92 EAST DISTRICT	0	0	0	0	0	0	0	0	0	0	0	0	0	0	0	0	0	
TOTAL 2012	8248	148043	732398	244	1566	44	90	353	187	266065	238003	1613014	79975	506317	217346	63757	0	
TOTAL 2011	3760	31946	523394	292	1311	129	130	268	0	267302	260493	1595530	65212	507103	231753	57244	0	
Inc/Dec 2012 over 2011	4488	116097	209004	-48	255	-85	-40	85	187	-1237	-22490	17484	14763	-786	-14407	6513	0	

East District Table 5

	LOCAL CHURCH EXPENDITURES							RECEIVED FOR ANNUAL BUDGET/SPENDING PLAN									
	CHURCH NAME	60	61	62	63	64	65	66	67a	67b	67c	67d	67e	67f	67g	67	
		Salary And Benefits For All Other Church Staff	Program Expenses	Other Operating Expenses	Principal And Interest On Indebtedness, Loans, Mortgages, Etc.	Capital Expenditures For Building, Improvements, And Major Equipment Purchases	TOTAL AMOUNT PAID BY LOCAL CHURCH ON ALL EXPENDITURES	Number Of Households Giving To Local Church	Amount Received Through Pledges	Amount Received From Non-Pledging, But Identified Givers	Amount Received From Unidentified Givers	Amount Received From Interest And Dividends	Amount Received From Sale of Church Assets	Amount Received Through Building Use Fees, Contributions, And Rentals	Amount Received Through Fundraising And Other Sources	TOTAL INCOME FOR ANNUAL BUDGET/SPENDING PLAN	
1	Aley	0	1520	12321	0	0	133056	79	72267	44463	6113	488	0	0	0	123331	1
2	Annona	0	855	8933	0	390	17583	10	0	12441	1762	0	0	3330	0	17533	2
3	Boxelder	0	1105	6692	0	0	29551	15	0	34535	1872	188	0	344	0	36939	3
4	Lone Star	0	770	4125	0	0	13747	12	0	16320	2640	1570	0	0	0	20530	4
5	Arbala	0	1525	2074	0	6056	20452	15	0	19450	0	0	0	0	4736	24186	5
6	Gafford Chapel	0	5576	9155	0	126934	179931	26	0	69760	0	0	0	0	0	69760	6
7	Avery	1933	5173	15729	0	0	47553	31	0	39625	6737	54	4800	300	1077	52593	7
8	Williams Chapel	480	1892	8973	0	0	27761	0	0	20972	1842	0	0	0	0	22814	8
9	Becker	1325	293	6444	0	0	23041	21	0	20047	2381	0	0	100	0	22528	9
10	Birthright	0	2502	3533	0	0	21702	35	0	26997	0	0	0	0	0	26997	10
11	Blanton Chapel	0	305	920	0	0	5981	5	0	8129	0	0	0	0	0	8129	11
12	Blossom	2600	2280	14871	0	0	31193	29	0	29052	0	1028	0	0	473	30553	12
13	Shady Grove	0	0	1685	0	0	3341	4	2240	0	0	0	0	0	0	2240	13
14	Bogata	24662	2944	29546	0	10659	147443	50	0	122689	9325	30	0	135	0	132179	14
15	Bonham First	95435	7070	69883	38592	0	319471	121	165308	127093	0	0	0	1785	0	294186	15
16	Bonham Wesley	1500	0	8000	2614	0	29458	21	0	24000	0	96	0	0	0	24096	16
17	Telephone	0	823	2478	0	0	8091	8	7639	0	0	5	0	0	0	7644	17
18	Caddo Mills	0	3237	12535	0	16000	84571	55	0	71766	0	1595	0	0	0	73361	18
19	Campbell	0	240	7408	0	0	23877	10	0	23000	0	0	0	0	0	23000	19
20	Caney	0	200	2000	0	0	4550	4	0	2200	0	0	0	0	0	2200	20
21	Celeste	1500	5681	9348	6006	16853	86502	84	11125	37923	36287	0	0	0	1250	86585	21
22	Kingston	0	500	5135	0	0	17582	28	0	15365	4032	0	0	0	0	19397	22
23	White Rock	0	823	1524	0	0	9825	10	0	9076	1200	0	0	0	0	10276	23
24	Clarksville McKenzie Mem.	21613	202	34585	0	0	126240	82	0	132837	2628	14	0	1400	6930	143809	24
25	Clarksville St. Paul	4000	2000	2900	2000	500	21954	50	0	18000	4000	0	0	0	3500	25500	25

East District Table 5 (Continued)

		LOCAL CHURCH EXPENDITURES						RECEIVED FOR ANNUAL BUDGET/SPENDING PLAN											

East District Table 5 (Continued)

	LOCAL CHURCH EXPENDITURES						RECEIVED FOR ANNUAL BUDGET/SPENDING PLAN									
	CHURCH NAME	60	61	62	63	64	65	66	67a	67b	67c	67d	67e	67f	67g	67
		Salary And Benefits For All Other Church Staff	Program Expenses	Other Operating Expenses	Principal And Interest On Indebtedness, Loans, Mortgages, Etc.	Capital Expenditures For Building, Improvements, And Major Equipment Purchases	TOTAL AMOUNT PAID BY LOCAL CHURCH ON ALL EXPENDITURES	Number Of Households Giving To Local Church	Amount Received Through Pledges	Amount Received From Non-Pledging But Identified Givers	Amount Received From Unidentified Givers	Amount Received From Interest and Dividends	Amount Received From Sale of Church Assets	Amount Received Through Building Use Fees, Contributions, And Rentals	Amount Received Through Fundraisers And Other Sources	TOTAL INCOME FOR ANNUAL BUDGET/SPENDING PLAN
51	Kemp	0	4950	22900	0	500	57459	32	0	47000	3124	1588	0	0	1850	53562
52	Ladonia	0	0	5738	0	4062	28207	18	0	29350	60	2392	0	0	4274	36076
53	Pecan Gap	0	1556	11007	0	578	40431	16	0	41119	2356	932	0	0	3529	47936
54	Leonard	26796	6590	37431	0	0	160673	52	0	143388	3494	85	0	300	0	147267
55	Lone Oak	3800	732	9804	0	63553	105250	38	0	41161	5545	1250	0	0	0	47956
56	Mabank	103200	44256	101178	71798	9750	624699	264	237263	246157	14483	1401	13	725	48222	548264
57	Miller Grove	0	768	4823	0	0	22669	21	0	23717	0	1236	0	0	0	24953
58	Mt. Vernon First	227810	16581	80504	5018	35099	602929	220	0	526016	11903	0	0	0	20572	558491
59	Belk	0	400	3700	0	0	23759	12	0	25000	0	0	0	0	0	25000
60	Chicota	0	125	3090	0	0	15609	10	0	19000	0	0	0	0	0	19000
61	Powderly First	0	600	6000	0	0	34537	38	0	49500	0	0	0	0	0	49500
62	Mount Tabor-Sumner	0	300	3750	0	0	17530	12	0	20750	0	0	0	0	0	20750
63	Wilson Chapel	0	0	5505	0	0	12243	11	0	11613	0	0	0	0	0	11613
64	Rosser First	0	0	4538	0	0	10979	2	0	500	7903	0	0	0	0	8403
65	Calvary	107190	16644	70447	0	8648	360919	195	201870	134785	7382	822	0	3348	0	348207
66	Paris First	254604	68698	101117	0	587013	1575718	210	628598	162769	9040	0	0	1954	12778	815139
67	Mt. Zion	9137	4133	13348	15941	0	87500	38	0	84553	6736	0	0	1500	530	93319
68	Oak Park	21156	1488	35325	0	0	127888	70	108494	0	4338	117	0	115	12186	125250
69	Pickton	0	1794	8989	0	0	41027	22	0	31609	7329	0	0	0	0	38938
70	Poetry	0	4222	11804	0	3772	51824	24	0	58516	865	0	0	150	977	60508
71	Quinlan First	52571	4580	51414	49752	925	266082	191	82054	137390	15204	324	0	2242	12241	249455
72	Roxton	18946	1008	15671	0	3000	99748	29	0	106876	931	3025	0	25	0	110857
73	Charleston	7200	5000	4600	0	0	37227	66	0	25785	6885	30	0	0	10647	43347
74	Saltillo	0	842	1811	0	0	10585	5	0	8900	0	0	0	0	0	8900
75	Old Saltillo	0	400	2378	0	0	6208	6	0	8200	0	0	0	0	0	8200

East District Table 5 (Continued)

		LOCAL CHURCH EXPENDITURES					RECEIVED FOR ANNUAL BUDGET/SPENDING PLAN										
		Salary And Benefits For All Other Church Staff	Program Expenses	Other Operating Expenses	Principal And Interest On Indebtedness, Loans, Mortgages, Etc.	Capital Expenditures For Building, Improvements, And Major Equipment Purchases	TOTAL AMOUNT PAID BY LOCAL CHURCH ON ALL EXPENDITURES	Number Of Households Giving To Local Church	Amount Received Through Pledges	Amount Received From Non-Pledging But Identified Givers	Amount Received From Unidentified Givers	Amount Received From Interest and Dividends	Amount Received From Sale of Church Assets	Amount Received Through Building Use Fees, Contributions, And Rentals	Amount Received Through Fundraisers And Other Sources	TOTAL INCOME FOR ANNUAL BUDGET/SPENDING PLAN	
CHURCH NAME		60	61	62	63	64	65	66	67a	67b	67c	67d	67e	67f	67g	67	
76	Sulphur Bluff	1176	339	4372	32141	2342	63204	31	0	30799	0	0	0	0	700	31499	76
77	Tira	1100	505	6267	0	2606	30394	18	0	29563	0	399	0	0	0	29962	77
78	Sulphur Springs First	386601	71191	66515	19476	65760	1002297	337	73912	862500	10181	816	0	17415	38760	1003584	78
79	Wesley Sulphur Springs	65723	10243	56438	0	5546	247018	98	0	184315	16050	60	0	2901	4266	207592	79
80	Terrell First	66506	15281	29725	3732	0	236887	127	128340	121853	3768	7	0	1490	17655	273113	80
81	Terrell Warren Chapel	9100	150	4563	0	0	26924	17	0	21871	2350	0	0	0	0	24221	81
82	Trenton	7530	7152	45016	0	0	149195	33	78862	15216	1738	374	0	300	81609	178099	82
83	Virginia Point	5100	2692	9505	0	6810	44324	28	40780	0	0	3280	0	0	0	44060	83
84	Windom	0	260	5450	0	0	21750	18	0	13665	4835	511	0	0	0	19011	84
85	Hail	0	450	2130	0	0	11076	7	0	7548	46	0	0	0	0	7594	85
86	Lannius	0	0	2325	0	0	4407	8	0	0	3823	0	0	0	0	3823	86
87	Winnsboro First	54014	12142	57818	0	4619	228227	82	0	190099	3502	89	0	148	12387	206225	87
88	Tinney Chapel	8862	643	17512	0	0	63590	38	0	66302	3448	22	0	1205	1757	72734	88
89	Wolfe City First	33447	4125	22936	0	6044	112119	75	0	96457	6864	735	0	0	9579	113635	89
90	St. Mark's	672	0	1523	0	0	8840	6	0	6263	280	0	0	0	0	6543	90
91	Rosalie	0	383	594	0	0	4026	3	2660	0	0	0	0	0	0	2660	91
92	EAST DISTRICT	0	0	0	0	0	4905	0	0	0	0	0	0	0	0	0	92
TOTAL 2012		2268215	517015	1868223	529119	1213984	11421836	4674	2933417	6009042	409750	39664	4913	56910	353537	9807233	
TOTAL 2011		2179040	514287	1958788	738979	693923	10815950	4882	3966389	4740670	432203	36930	30313	66072	337303	9609880	
Inc/Dec 2012 over 2011		89175	2728	-90565	-209860	520061	605886	-208	-1032972	1268372	-22453	2734	-25400	-9162	16234	197353	

East District Table 6

		RCVD FOR CAPITAL CAMPAIGNS/SPECIAL PROJECTS					RECEIVED FROM OTHER SOURCES				
		Capital Campaigns	Memorials, Endowments, Bequests	Other Sources & Projects	Received For Specials And Other Directed Benevolences	TOTAL INCOME FOR DESIGNATED CAUSES	Equitable Compensation Funds	Advanced Special, Apportioned And Connectional Funds	Other Grants And Financial Support From Institutional Sources	Total Income From Connectional And Other Sources Outside Church	
CHURCH NAME		68a	68b	68c	68d	68	69a	69b	69c	69	
1	Aley	0	0	0	12338	12338	0	0	0	0	0 1
2	Annona	0	0	0	0	0	0	0	0	0	0 2
3	Boxelder	0	0	0	0	0	0	0	0	0	0 3
4	Lone Star	0	0	0	0	0	0	0	0	0	0 4
5	Arbala	0	0	0	0	0	0	0	0	0	0 5
6	Gafford Chapel	38675	0	0	0	38675	0	0	0	0	0 6
7	Avery	0	2574	7455	383	10412	0	0	0	0	0 7
8	Williams Chapel	0	725	0	0	725	0	0	0	0	0 8
9	Becker	0	2846	0	730	3576	0	0	0	0	0 9
10	Birthright	0	0	0	0	0	0	0	0	0	0 10
11	Blanton Chapel	0	0	0	0	0	0	0	0	0	0 11
12	Blossom	0	0	0	0	0	0	0	0	0	0 12
13	Shady Grove	0	0	0	0	0	0	0	0	0	0 13
14	Bogata	1360	4586	0	0	5946	0	0	0	0	0 14
15	Bonham First	39765	0	0	0	39765	0	0	0	0	0 15
16	Bonham Wesley	0	0	0	0	0	0	0	0	0	0 16
17	Telephone	0	0	0	0	0	0	0	0	0	0 17
18	Caddo Mills	0	2865	2000	0	4865	4794	0	0	4794	0 18
19	Campbell	0	0	0	0	0	0	0	0	0	0 19
20	Caney	0	0	0	0	0	0	0	0	0	0 20
21	Celeste	35552	750	0	0	36302	0	0	0	0	0 21
22	Kingston	0	0	0	0	0	0	0	0	0	0 22
23	White Rock	0	0	0	0	0	0	0	0	0	0 23
24	Clarksville McKenzie Mem.	0	0	0	0	0	0	0	0	0	0 24
25	Clarksville St. Paul	0	0	0	2500	2500	0	0	0	0	0 25

East District Table 6 (Continued)

		RCVD FOR CAPITAL CAMPAIGNS/SPECIAL PROJECTS				RECEIVED FROM OTHER SOURCES				
		Capital Campaigns	Memorials, Endowments, Bequests	Other Sources & Projects	Received For Specials And Other Directed Benevolences	TOTAL INCOME FOR DESIGNATED CAUSES	Equitable Compensation Funds	Advanced Special, Apportioned And Confectional Funds	Other Grants And Financial Support From Institutional Sources	Total Income From Confectional And Other Sources Outside Church
CHURCH NAME		68a	68b	68c	68d	68	69a	69b	69c	69
26	College Mound	0	7210	0	0	7210	0	0	0	0
27	Commerce First	69827	5442	0	0	75269	29124	0	14109	43233
28	Como	0	0	0	0	0	0	0	0	0
29	Pine Forest	0	0	0	0	0	0	0	0	0
30	Cooper	6000	3674	0	3075	12749	0	0	0	0
31	Shooks Chapel	0	0	0	0	0	0	0	0	0
32	Crandall	0	0	0	0	0	0	0	0	0
33	Cumby	0	0	0	0	0	0	0	0	0
34	Cuthand	0	0	0	0	0	0	0	0	0
35	Deport	0	1335	0	0	1335	0	0	0	0
36	Martin Memorial	0	100	0	135	235	0	0	0	0
37	Woodland	0	100	0	0	100	0	0	0	0
38	Ector	0	0	2300	147	2447	0	0	0	0
39	Mulberry	0	0	0	0	0	0	0	0	0
40	Enloe	0	600	0	0	600	0	0	0	0
41	Ben Franklin	0	0	0	0	0	0	0	0	0
42	Kavanaugh	0	35182	0	627	35809	0	0	0	0
43	Salem-Kinser	0	21164	0	0	21164	0	0	0	0
44	Floyd	0	0	0	0	0	0	0	0	0
45	Greenville Wesley	171160	8700	101146	4135	285141	0	0	0	0
46	Westview	0	695	0	0	695	0	0	0	0
47	Grove Hill	0	0	0	0	0	0	0	0	0
48	Honey Grove McKenzie	0	9223	12960	0	22183	0	0	0	0
49	Forest Hill	0	0	0	0	0	0	0	0	0
50	Kaufman	2060	36814	1730	843	41447	0	0	0	0

S

East District Table 6 (Continued)

		RCVD FOR CAPITAL CAMPAIGNS/SPECIAL PROJECTS					RECEIVED FROM OTHER SOURCES				
		Capital Campaigns	Memorials, Endowments, Bequests	Other Sources & Projects	Received For Specials And Other Directed Benevolences	TOTAL INCOME FOR DESIGNATED CAUSES	Equitable Compensation Funds	Advanced Special, Apportioned And Connectional Funds	Other Grants And Financial Support From Institutional Sources	Total Income From Connectional And Other Sources Outside Church	
CHURCH NAME		68a	68b	68c	68d	68	69a	69b	69c	69	
51	Kemp	0	10508	0	0	10508	0	0	0	0	51
52	Ladonia	0	40	0	370	410	0	0	0	0	52
53	Pecan Gap	0	9298	0	872	10170	0	0	0	0	53
54	Leonard	0	645	0	36773	37418	0	0	0	0	54
55	Lone Oak	63553	0	0	0	63553	0	0	0	0	55
56	Mabank	2100	2445	0	94768	99313	0	0	1000	1000	56
57	Miller Grove	0	0	0	0	0	0	0	0	0	57
58	Mt. Vernon First	20165	14785	0	59845	94795	0	0	6000	6000	58
59	Belk	0	0	0	0	0	0	0	0	0	59
60	Chicota	0	200	0	0	200	0	0	0	0	60
61	Powderly First	0	100	0	0	100	0	0	0	0	61
62	Mount Tabor-Sumner	0	0	0	0	0	0	0	0	0	62
63	Wilson Chapel	0	0	0	0	0	0	0	0	0	63
64	Rosser First	0	0	0	0	0	0	0	0	0	64
65	Calvary	23456	6512	3479	0	33447	0	0	0	0	65
66	Paris First	0	1740	280000	0	281740	0	47960	24503	72463	66
67	Mt. Zion	0	100	0	0	100	16095	0	0	16095	67
68	Oak Park	0	1941	0	0	1941	0	0	0	0	68
69	Pickton	0	15315	0	0	15315	0	0	0	0	69
70	Poetry	220	0	0	7923	8143	0	0	0	0	70
71	Quinlan First	0	41	0	0	41	0	0	0	0	71
72	Roxton	0	0	0	0	0	0	0	0	0	72
73	Charleston	0	360	0	0	360	0	0	0	0	73
74	Saltillo	0	0	0	0	0	0	0	0	0	74
75	Old Saltillo	0	0	0	0	0	0	0	0	0	75

East District Table 6 (Continued)

		RCVD FOR CAPITAL CAMPAINGS/SPECIAL PROJECTS					RECEIVED FROM OTHER SOURCES			
		Capital Campaigns	Memorials, Endowments, Bequests	Other Sources & Projects	Received For Specials And Other Directed Benevolences	TOTAL INCOME FOR DESIGNATED CAUSES	Equitable Compensation Funds	Advanced Special, Apportioned And Confectional Funds	Other Grants And Financial Support From Institutional Sources	Total Income From Confectional And Other Sources Outside Church
CHURCH NAME	68a	68b	68c	68d	68	69a	69b	69c	69	
76 Sulphur Bluff	23702	0	0	0	23702	0	0	0	0	76
77 Tira	0	165	0	600	765	0	0	0	0	77
78 Sulphur Springs First	7680	14235	0	9495	31410	0	0	0	0	78
79 Wesley Sulphur Springs	61	15398	9695	336	25490	0	0	0	0	79
80 Terrell First	0	2820	0	583	3403	0	0	0	0	80
81 Terrell Warren Chapel	0	0	0	0	0	0	0	1000	1000	81
82 Trenton	0	5856	0	0	5856	0	0	0	0	82
83 Virginia Point	0	0	0	0	0	0	0	0	0	83
84 Windom	0	0	0	0	0	0	0	0	0	84
85 Hail	0	0	0	0	0	0	0	0	0	85
86 Lannius	0	0	0	0	0	0	0	0	0	86
87 Winnsboro First	0	2525	0	20	2545	0	0	0	0	87
88 Tinney Chapel	0	1240	0	1127	2367	0	0	0	0	88
89 Wolfe City First	0	80055	0	0	80055	0	0	0	0	89
90 St. Mark's	0	0	0	0	0	0	0	0	0	90
91 Rosalie	0	0	0	0	0	0	0	0	0	91
92 EAST DISTRICT	0	0	0	0	0	0	0	0	0	92
TOTAL 2012	505336	330909	420765	237625	1494635	50013	47960	46612	144585	
TOTAL 2011	557215	526657	370149	174828	1628849	14908	0	34294	49202	
Inc/Dec 2012 over 2011	-51879	-195748	50616	62797	-134214	35105	47960	12318	95383	

Metro District Table 1

CHURCH MEMBERSHIP																					
		RECEIVED						REMOVED						FULL MEMBERS AT CLOSE OF YEAR							
		Total Professing Members At Close Of Last Year	This Year On Profession Of Christian Faith	Restored By Affirmation	Previous Year's Reporting Errors— Total Professing Membership By Addition	From Other United Methodist Churches	From Other Denominations	Charge Conference Action	Withdrawn	Previous Year's Reporting Errors —Total Professing Membership By Subtraction	Transfer To Other United Methodist Churches	Transfer To Other Denominations	Death	Asian	A.A./Black	Hispanic/Latino	Native American	Pacific Islander	White	Multi-Racial	Total Professing Members At Close Of This Year
CHURCH NAME	PASTOR'S NAME	1	2A	2B	2C	3	4	5A	5B	5C	6	7	8	9A	9B	9C	9D	9E	9F	9G	9
1 Cambodian Fellowship	Meng Top	90	0	0	0	0	0	0	0	0	0	0	0	90	0	0	0	0	0	0	90
2 Holy Covenant	Rusty Hedges	501	15	0	0	10	8	32	14	4	8	0	0	1	18	11	0	1	436	9	476
3 Cedar Hill	Jeffrey Garrett	478	3	0	0	5	3	193	5	0	0	0	6	1	12	9	0	0	258	5	285
4 Arcadia Park	Cheryl Jones	19	0	0	2	0	0	0	0	0	0	0	0	0	0	1	0	0	20	0	21
5 Camp Wisdom	Janet Bell Odom	215	2	0	0	1	0	3	0	109	1	0	1	0	104	0	0	0	0	0	104
6 Casa Linda	David Rangel	129	11	0	0	0	4	1	1	0	4	1	2	1	0	43	0	0	91	0	135
7 Christ's Foundry Fellowship	Owen K. Ross	24	50	0	0	0	15	0	0	24	0	0	0	0	0	63	0	0	2	0	65
8 Cochran Chapel	Joseph Stabile	184	0	1	0	4	4	0	0	0	1	0	7	7	1	0	0	0	177	0	185
9 Cockrell Hill	Joseph R. Zinser	43	0	0	21	0	0	5	0	0	1	2	5	0	0	2	0	0	49	0	51
10 Community	Harold G. Dangerfield	90	2	2	0	2	0	0	0	0	0	0	3	0	93	0	0	0	0	0	93
11 Elmwood-El Buen Samaritano	Sandra M. Cabrera	262	0	0	0	21	9	0	0	0	0	0	7	0	0	135	1	0	149	0	285
12 Dallas First	John Fielder	2713	42	17	0	45	20	59	78	0	51	10	28	11	35	59	1	0	2487	18	2611
13 Glen Oaks	Freddie Orr	67	1	1	0	6	1	0	0	19	0	0	0	0	54	0	0	0	3	0	57
14 Dallas Grace	Judith Reedy	253	20	0	0	5	3	8	1	0	5	0	3	10	47	17	2	0	188	0	264
15 Greenland Hills	Marti Soper	424	13	0	0	6	6	15	0	0	1	0	3	2	0	2	0	0	425	1	430
16 Hamilton Park	R. Jeremiah Booker	1589	21	0	0	5	22	75	0	0	0	0	8	2	1542	0	0	0	10	0	1554
17 Highland Hills	Sandra Minor	419	5	2	0	0	2	9	9	171	2	7	3	0	223	1	0	0	1	2	227
18 Highland Park	Mark Craig	14154	469	9	0	139	194	0	195	0	98	19	130	17	23	35	4	6	14428	10	14523
19 Kessler Park	David Carr	443	20	0	0	9	7	0	2	0	3	7	5	0	1	6	0	0	455	0	462
20 Lake Highlands	John Thornton	1581	4	3	0	2	0	20	1	0	7	3	8	0	7	10	0	0	1534	0	1551
21 Lakewood	Gayle Landis	223	5	0	0	7	4	75	0	0	0	0	4	0	3	0	0	0	157	0	160
22 Lovers Lane	Stanley R. Copeland	5364	103	1	2	45	21	215	14	0	42	4	43	19	318	73	6	4	4773	25	5218
23 Northaven	Eric Folkerth	687	4	0	0	15	11	0	0	0	4	12	5	9	6	27	2	0	652	0	696
24 Oak Cliff	Edgar Bazan	165	71	0	0	0	0	0	6	0	1	0	1	0	8	205	0	0	15	0	228
25 Oak Lawn	Frank Drenner	248	25	0	3	10	3	11	8	0	11	0	12	7	16	5	0	0	219	0	247
26 Owenwood	Denise B. Jacobs	51	1	0	0	0	0	0	0	0	0	9	1	1	19	15	0	0	7	0	42
27 Pleasant Mound/Urban Park	Annela J. Crawford	53	1	0	0	0	0	1	0	0	0	0	0	0	16	11	0	0	26	0	53
28 Preston Hollow	Mike Nichols	298	3	0	0	2	7	0	0	0	0	2	5	0	22	2	0	0	279	0	303
29 Ridgewood Park	Rob Spencer	403	20	2	0	8	9	0	0	0	0	0	7	1	3	2	0	0	429	0	435
30 St. Luke "Community"	Henry L. Masters, Sr.	5286	22	10	0	8	9	23	0	0	84	27	8	0	5121	21	3	0	43	5	5193

Metro District Table 1 (Continued)

CHURCH MEMBERSHIP																							
		RECEIVED						REMOVED						FULL MEMBERS AT CLOSE OF YEAR									
		Total Professing Members At Close Of Last Year	This Year On Profession Of Christian Faith	Restored By Affirmation	Previous Year's Reporting Errors— Total Professing Membership By Addition	From Other United Methodist Churches	From Other Denominations	Change Conference Action	Withdrawn	Previous Year's Reporting Errors — Total Professing Membership By Subtraction	Transfer To Other United Methodist Churches	Transfer To Other Denominations	Death	Asian	A.A/Black	Hispanic/Latino	Native American	Pacific Islander	White	Multi-Racial	Total Professing Members At Close Of This Year		
CHURCH NAME		PASTOR'S NAME	1	2A	2B	2C	3	4	5A	5B	5C	6	7	8	9A	9B	9C	9D	9E	9F	9G	9	
31	Dallas St. Paul	Elzie D. Odom, Jr.	475	5	0	0	2	4	153	0	0	1	0	7	0	317	1	0	0	5	2	325	31
32	Schreiber Memorial	Leslie Herrscher	185	6	9	0	6	2	5	9	0	3	3	2	0	0	3	0	0	183	0	186	32
33	Southwood	Irene Jackson	15	0	0	0	0	0	0	0	0	0	0	1	0	1	1	0	0	12	0	14	33
34	Spring Valley	Mark Vowell	1439	14	0	0	17	8	83	3	0	11	4	19	2	83	74	0	4	1195	0	1358	34
35	Tyler Street	Ed Lantz	705	14	1	0	8	7	5	1	0	0	1	10	5	5	60	2	0	636	10	718	35
36	Umphress Road	Levy Laguardia	223	4	2	0	2	6	8	1	0	0	0	4	171	13	3	0	1	36	0	224	36
37	University Park	Matthew Gaston	1503	19	0	0	15	11	0	7	0	20	5	28	2	5	5	0	0	1476	0	1488	37
38	Walnut Hill	Andy Stoker	599	9	0	7	19	2	13	4	0	6	0	13	3	43	14	0	1	539	0	600	38
39	Dallas Warren	Jackie Wickware	250	9	1	0	0	0	0	1	0	3	3	0	0	253	0	0	0	0	0	253	39
40	Wheatland	Peter McNabb	124	1	1	0	3	1	16	4	0	2	0	1	1	6	9	0	0	88	3	107	40
41	White Rock	George C. Fisk	613	3	2	0	4	1	31	2	0	4	0	20	0	0	13	0	0	553	0	566	41
42	Zimbabwe Fellowship		0	0	0	0	0	0	0	0	0	0	0	0	0	0	0	0	0	0	0	0	42
43	Church of the Disciple	Ouida Lee	176	2	0	9	17	24	0	1	0	8	2	0	0	204	1	0	0	8	4	217	43
44	DeSoto First	Kevin Strempeke	264	1	5	1	0	1	0	11	0	5	1	7	0	4	3	0	0	241	0	248	44
45	The Village Fellowship	Derek Jacobs	0	4	0	0	4	12	0	0	0	0	0	0	0	20	0	0	0	0	0	20	45
46	Duncanville First	Jim Bowden	1778	13	1	0	8	7	23	33	0	34	13	14	2	14	7	1	0	1652	14	1690	46
47	Jubilee	Robert (Bob) Davis, II	164	5	0	0	1	1	0	0	0	0	0	2	0	167	1	0	0	1	0	169	47
48	Duncanville Trinity	Samuel Lee Caldwell	217	6	0	0	2	8	0	9	0	4	2	2	1	13	11	0	0	191	0	216	48
49	Chapel Hill	JoNell Lindh	333	9	0	0	11	0	11	0	0	2	0	7	0	7	8	0	0	318	0	333	49
50	Farnes Branch Christ	Kenny Dickson	1470	12	0	0	12	7	0	78	0	34	46	11	9	13	17	0	0	1290	3	1332	50
51	Webb Chapel	Lynda L. Mayberry	125	2	0	0	2	0	13	5	0	5	0	3	0	0	5	4	0	92	2	103	51
52	God's Kingdom	Sylvesta Shed	19	1	0	0	0	0	0	0	0	0	0	0	0	20	0	0	0	0	0	20	52
53	Axe Memorial	J.I. Minor	336	6	0	0	0	2	3	13	8	6	1	10	0	2	6	0	0	293	2	303	53
54	Buckingham	Abril Goforth	320	1	0	0	3	2	0	2	0	5	0	7	3	12	11	0	0	286	0	312	54
55	Garland First	Fred Durham	1381	13	3	0	6	4	33	9	15	8	7	17	6	12	23	0	0	1274	3	1318	55

Metro District Table 1 (Continued)

CHURCH MEMBERSHIP																							
		RECEIVED						REMOVED						FULL MEMBERS AT CLOSE OF YEAR									
		Total Professing Members At Close Of Last Year	This Year On Profession Of Christian Faith	Restored By Affirmation	Previous Year's Reporting Errors— Total Professing Membership By Addition	From Other United Methodist Churches	From Other Denominations	Change Conference Action	Withdrawn	Previous Year's Reporting Errors — Total Professing Membership By Subtraction	Transfer To Other United Methodist Churches	Transfer To Other Denominations	Death	Asian	AA/Black	Hispanic/Latino	Native American	Pacific Islander	White	Multi-Racial	Total Professing Members At Close Of This Year		
	CHURCH NAME	PASTOR'S NAME	1	2A	2B	2C	3	4	5A	5B	5C	6	7	8	9A	9B	9C	9D	9E	9F	9G	9	
56	New World	Wally Williams	324	22	0	0	11	17	10	6	0	1	4	5	0	2	0	0	346	0	348	56	
57	San Juan Fellowship	Javier Q. Escalera	149	2	0	0	0	0	0	0	0	0	0	0	0	0	151	0	0	0	151	57	
58	St. Philip's	Jerry G. Putnam	326	2	5	0	5	6	3	0	0	7	0	6	17	9	4	1	0	295	2	328	58
59	Wesley Korean	Jin H. Lee	65	2	0	0	5	10	0	0	0	0	4	0	78	0	0	0	0	0	0	78	59
60	Grand Prairie First	Gifford Long	667	6	1	0	8	4	61	0	0	5	5	9	1	6	0	7	1	541	50	606	60
61	The Woods	Jill Jackson-Sears	427	11	0	0	6	4	7	0	0	0	0	7	2	24	28	0	4	361	15	434	61
62	Irving First	Russell Floyd	996	11	0	111	5	0	0	54	0	0	0	19	2	3	17	0	0	1022	6	1050	62
63	Immanuel Korean Fellowship	Seong Joon Park	99	0	0	0	0	0	0	0	0	0	0	0	96	2	0	0	0	2	0	99	63
64	Kirkwood	Preston W. Weaver	211	8	0	54	0	22	55	0	0	0	0	5	0	4	116	0	0	115	0	235	64
65	Korean Central	Sung Chul Lee	1378	27	0	0	3	236	0	0	5	0	133	9	1469	0	0	0	0	12	16	1497	65
66	Northgate	Gregory S. Neal	177	1	0	0	0	1	0	1	0	0	1	1	1	21	3	0	0	147	4	176	66
67	Oak Haven	Katie Webb	62	4	0	0	0	0	0	0	0	0	0	1	0	2	1	0	0	62	0	65	67
68	Plymouth Park	Bill LaBarr	1054	20	2	0	17	13	9	22	0	10	3	13	4	4	27	3	0	1011	0	1049	68
69	Lancaster First	Rick Hawkins	139	0	0	0	2	1	0	0	0	0	0	8	0	8	1	0	1	124	0	134	69
70	Mesquite First	David Weber	676	1	1	0	9	2	0	0	0	3	1	15	12	21	20	1	0	616	0	670	70
71	Mesquite St. Marks	Jackye Waiters-Lee	145	0	5	0	3	1	3	7	0	1	3	4	0	2	5	0	0	129	0	136	71
72	St. Stephen	Ann Barton	209	1	0	0	1	3	15	0	0	3	0	1	3	3	10	0	1	169	9	195	72
73	Arapaho	Jack Soper	1169	10	12	0	23	8	0	0	0	3	1	5	3	26	3	4	0	1177	0	1213	73
74	Faith	Edilson (Ed) Volve	199	0	0	0	4	0	26	0	0	3	0	2	149	15	0	0	0	5	3	172	74
75	Richardson First	J. Clayton Oliphint	5931	181	20	0	80	41	41	28	1	44	4	52	25	74	33	0	4	5935	12	6083	75
76	First Korean	Kwang Bae Park	126	1	1	0	4	7	0	0	0	8	4	0	124	0	0	0	0	3	0	127	76
77	Seagoville	David Yunker	107	1	0	0	0	0	1	0	0	3	1	6	1	2	4	0	0	90	0	97	77
78	New Covenant	Reid Fade	224	2	1	0	3	5	0	4	0	6	1	3	0	11	17	2	3	187	1	221	78
79	Dallas Korean	Merged	50	2	1	0	0	0	0	0	0	53	0	0	0	0	0	0	0	0	0	0	79
80	METRO DISTRICT	Clara Reed	0	0	0	0	0	0	0	0	0	0	0	0	0	0	0	0	0	0	0	0	80
TOTAL 2012			64080	1407	122	210	686	853	1373	649	356	635	356	661	2371	9145	1471	44	31	50031	236	63328	
TOTAL 2011			63579	1195	157	53	747	907	561	437	158	490	289	623	2288	9694	1271	37	32	50548	210	64080	
Inc/Dec 2012 over 2011			501	212	-35	157	-61	-54	812	212	198	145	67	38	83	-549	200	7	-1	-517	26	-752	

Metro District Table 2

	CHURCH MEMBERSHIP					CHURCH SCHOOL AND SMALL GROUP MINISTRIES													UMM		UMW	
	Avg Attendance At All Weekly Worship Services	Number Of Persons Baptized This Year (All Ages)	Baptized Members Who Are Not Professing Members	Number Of Other Constituents	Total Enrolled In Confirmation Classes This Year	Children In All Christian Formation Groups And Small Group Ministries	Youth In All Christian Formation Groups And Small Group Ministries	Young Adults In All Christian Formation Groups And Small Group Ministries	Adults In All Christian Formation Groups and Small Group Ministries	Total Christian Formation Participants	Avg Weekly Attendance (all ages) In Sunday School	Persons (all ages) Active In Covenant Discipleship Groups	Participants In Vacation Bible School	Number Of Classes (All Ages) For Learning In Sunday School	Number Of Classes (All Ages) For Learning Other Than Sunday School	Number Of Short-Term Classes And Groups (All Ages)	Membership In United Methodist Men	Amount Paid For Projects	Membership In United Methodist Women	Amount Paid For Local Church And Community Work		
	10	11	12	13	14	15	16	17	18	19	20	21	22	23	24	25	26	27	28	29		
1 Cambodian Fellowship	66	0	0	25	0	12	5	6	33	56	45	0	0	7	3	3	11	0	26	0		
2 Holy Covenant	269	9	84	0	8	98	53	11	195	357	89	38	200	12	4	10	0	0	0	2		
3 Cedar Hill	175	0	43	39	0	27	21	11	16	75	75	30	78	9	5	1	0	0	0	3		
4 Arcadia Park	14	0	0	6	0	0	0	0	7	7	5	0	44	1	0	4	0	0	0	4		
5 Camp Wisdom	65	1	0	2	5	20	8	0	30	58	10	30	75	3	4	4	15	50	0	5		
6 Casa Linda	112	0	1	98	0	65	12	12	57	146	68	33	0	8	6	3	0	0	20	1050		
7 Christ's Foundry Fellowship	206	10	7	400	0	150	45	10	95	300	0	90	40	0	0	38	0	0	0	7		
8 Cochran Chapel	107	3	30	71	0	22	11	4	75	112	52	30	0	5	2	2	0	0	0	8		
9 Cockrell Hill	26	0	0	0	0	0	0	0	16	16	14	0	0	2	1	2	0	0	0	9		
10 Community	65	0	0	2	0	7	4	3	27	41	17	16	75	5	3	3	18	0	27	0		
11 Elmwood-El Buen Samaritano	123	6	0	30	9	47	19	18	57	141	57	28	47	7	1	0	0	0	33	1000		
12 Dallas First	978	66	514	513	35	435	136	211	756	1538	511	6	200	36	4	27	0	150	13279	12		
13 Glen Oaks	30	1	0	1	0	8	3	3	7	21	10	0	36	0	0	3	8	0	12	475		
14 Dallas Grace	160	8	55	63	3	35	21	18	89	163	94	0	150	11	1	8	0	0	23	2300		
15 Greenland Hills	163	6	94	74	11	60	21	0	120	201	80	0	65	9	2	1	0	0	0	15		
16 Hamilton Park	500	16	0	0	9	75	18	15	225	333	70	0	67	10	10	10	20	1000	48	2100		
17 Highland Hills	131	2	2	15	0	17	22	17	63	119	45	0	0	3	3	5	15	650	25	500		
18 Highland Park	4445	321	3358	12973	245	3449	750	550	2174	6923	1343	1168	1093	84	84	62	0	500	6690	18		
19 Kessler Park	134	5	63	30	0	25	6	0	30	61	73	0	150	7	0	1	0	0	20	500		
20 Lake Highlands	597	9	9	152	12	75	55	75	705	910	405	71	150	30	12	6	0	0	42	400		
21 Lakewood	86	1	2	14	0	3	7	8	61	79	32	10	0	4	1	1	0	0	29	1180		
22 Lovers Lane	1384	54	626	585	75	475	382	97	1025	1979	644	1243	263	46	110	45	150	5000	250	35000		
23 Northaven	223	5	4	193	6	44	35	9	310	398	135	0	84	10	11	10	0	0	44	0		
24 Oak Cliff	150	7	0	35	13	27	25	30	15	97	15	52	75	0	0	1	0	0	0	24		
25 Oak Lawn	209	14	36	135	0	41	7	12	108	168	68	35	0	7	7	5	0	0	0	25		
26 Owenwood	57	1	0	12	0	15	10	6	10	41	12	10	40	2	2	4	0	0	0	26		
27 Pleasant Mound/Urban Park	44	0	1	0	0	65	33	10	16	124	20	11	108	3	2	2	11	0	19	1522		
28 Preston Hollow	70	4	8	18	1	5	3	15	38	61	22	9	0	2	4	1	16	250	19	0		
29 Ridgewood Park	201	10	118	102	18	89	64	20	94	267	97	10	200	13	1	5	10	4500	57	11949		
30 St. Luke "Community"	1400	17	17	1500	12	112	65	45	63	285	54	0	190	8	1	7	77	12700	125	3150		

Metro District Table 2 (Continued)

	CHURCH MEMBERSHIP					CHURCH SCHOOL AND SMALL GROUP MINISTRIES															UMM		UMW	
	Avg Attendance At All Weekly Worship Services	Number Of Persons Baptized This Year (All Ages)	Baptized Members Who Are Not Professing Members	Number Of Other Constituents	Total Enrolled In Confirmation Classes This Year	Children In All Christian Formation Groups And Small Group Ministries	Youth In All Christian Formation Groups And Small Group Ministries	Young Adults In All Christian Formation Groups And Small Group Ministries	Adults In All Christian Formation Groups and Small Group Ministries	Total Christian Formation Participants	Avg Weekly Attendance (all ages) In Sunday School	Persons (all ages) Active In Covenant Discipleship Groups	Participants In Vacation Bible School	Number Of Classes (All Ages) For Learning In Sunday School	Number Of Classes (All Ages) For Learning In Sunday School	Number Of Short-Term Classes And Groups (All Ages)	Membership In United Methodist Men	Amount Paid For Projects	Membership In United Methodist Women	Amount Paid For Local Church And Community Work				
CHURCH NAME	10	11	12	13	14	15	16	17	18	19	20	21	22	23	24	25	26	27	28	29				
Dallas St. Paul	140	3	0	0	0	6	10	1	16	33	10	6	30	2	0	2	29	0	9	0	31			
Schreiber Memorial	87	4	22	16	0	19	5	2	39	65	47	0	65	9	0	0	18	400	46	4299	32			
Southwood	10	0	0	4	0	0	0	0	0	0	0	0	0	0	0	0	0	0	0	0	33			
Spring Valley	420	17	93	65	5	229	275	79	798	1381	232	287	313	15	17	13	0	0	75	6200	34			
Tyler Street	336	3	14	37	9	48	36	40	320	444	191	0	143	16	11	18	0	0	0	0	35			
Umpress Road	181	0	40	50	12	45	21	30	75	171	56	4	148	12	7	1	23	2000	36	100	36			
University Park	478	21	247	55	29	168	40	15	625	848	215	136	220	26	48	33	0	0	139	6500	37			
Walnut Hill	207	8	55	71	5	23	20	12	289	344	107	0	50	10	0	10	13	685	90	1180	38			
Dallas Warren	100	0	0	0	0	7	4	4	60	75	58	50	60	7	0	3	14	500	50	0	39			
Wheatland	55	1	0	30	0	4	3	1	36	44	18	22	6	5	2	4	8	515	12	170	40			
White Rock	143	7	100	100	2	8	15	10	115	148	136	0	70	11	0	1	0	0	30	441	41			
Zimbabwe Fellowship	0	0	0	0	0	0	0	0	0	0	0	0	0	0	0	0	0	0	0	0	42			
Church of the Disciple	140	5	2	30	5	30	20	4	70	124	30	30	60	6	5	3	30	300	40	150	43			
DeSoto First	132	2	15	19	0	20	18	20	120	178	73	65	80	7	2	5	0	0	39	4106	44			
The Village Fellowship	230	6	0	0	20	50	25	20	100	195	70	100	100	5	3	2	30	0	40	0	45			
Duncanville First	385	7	159	56	12	40	100	0	300	440	211	25	51	16	4	4	25	0	76	0	46			
Jubilee	88	3	0	0	7	5	7	4	25	41	7	15	50	1	1	0	0	0	68	2184	47			
Duncanville Trinity	96	3	0	24	3	11	14	25	46	96	37	25	60	7	6	4	27	750	0	48				
Chapel Hill	155	6	4	28	6	45	12	12	55	124	75	20	40	12	2	11	20	100	55	2000	49			
Farnes Branch Christ	339	13	9	353	6	101	56	57	460	674	229	246	146	28	12	6	15	500	73	4173	50			
Webb Chapel	50	1	0	6	4	6	3	0	13	22	15	5	0	4	0	0	0	0	10	1100	51			
God's Kingdom	12	0	0	0	0	2	0	0	3	5	3	2	0	3	0	0	0	0	0	0	52			
Axe Memorial	146	0	27	49	0	27	15	9	155	206	111	18	98	13	4	5	0	0	30	4750	53			
Buckingham	136	1	37	45	12	30	28	0	112	170	77	0	47	8	3	1	0	0	31	0	54			
Garland First	390	14	11	409	5	113	57	48	592	810	394	36	325	36	13	32	80	0	46	1420	55			

Metro District Table 2 (Continued)

	CHURCH NAME	CHURCH MEMBERSHIP					CHURCH SCHOOL AND SMALL GROUP MINISTRIES															UMM		UMW	
		Avg Attendance At All Weekly Worship Services	Number Of Persons Baptized This Year (All Ages)	Baptized Members Who Are Not Professing Members	Number Of Other Constituents	Total Enrolled In Confirmation Classes This Year	Children In All Christian Formation Groups And Small Group Ministries	Youth In All Christian Formation Groups And Small Group Ministries	Young Adults In All Christian Formation Groups And Small Group Ministries	Adults In All Christian Formation Groups and Small Group Ministries	Total Christian Formation Participants	Avg Weekly Attendance (all ages) In Sunday School	Persons (all ages) Active In Covenant Discipleship Groups	Participants In Vacation Bible School	Number Of Classes (All Ages) For Learning In Sunday School	Number Of Classes (All Ages) For Learning Other Than Sunday School	Number Of Short-Term Classes And Groups (All Ages)	Membership In United Methodist Men	Amount Paid for Projects	Membership In United Methodist Women	Amount Paid For Local Church And Community Work				
		10	11	12	13	14	15	16	17	18	19	20	21	22	23	24	25	26	27	28	29				
56	New World	181	22	0	7	7	30	28	14	196	268	101	79	53	8	5	3	15	3561	0	0	56			
57	San Juan Fellowship	90	13	6	20	0	35	26	30	20	111	40	42	24	3	4	7	0	0	20	0	57			
58	St. Philip's	184	5	25	77	0	43	58	8	133	242	133	74	75	16	16	25	0	0	0	0	58			
59	Wesley Korean	85	4	5	7	0	30	18	12	20	80	28	0	30	8	8	13	27	0	37	0	59			
60	Grand Prairie First	298	10	61	142	2	61	40	35	175	311	98	121	86	14	15	21	28	863	22	950	60			
61	The Woods	234	5	0	93	7	207	87	26	183	503	126	63	127	12	12	6	31	400	63	2107	61			
62	Irving First	305	9	0	62	0	33	27	90	356	506	163	0	61	13	6	2	19	0	0	0	62			
63	Immanuel Korean Fellowship	67	0	0	0	0	9	7	12	71	99	16	0	0	5	2	2	0	0	0	0	63			
64	Kirkwood	116	3	2	0	7	32	42	8	77	159	65	25	159	8	10	6	0	0	0	0	64			
65	Korean Central	2011	56	255	345	0	307	255	123	535	1220	521	0	200	32	135	29	0	0	0	0	65			
66	Northgate	111	0	7	47	0	13	15	8	62	98	55	12	124	9	4	7	6	0	23	342	66			
67	Oak Haven	45	2	0	20	0	6	4	0	32	42	18	10	25	4	1	2	10	1968	17	2000	67			
68	Plymouth Park	452	18	76	0	11	102	136	43	324	605	229	339	106	20	7	24	0	0	109	1355	68			
69	Lancaster First	52	0	0	6	0	0	0	0	30	30	20	10	0	4	1	3	10	0	18	125	69			
70	Mesquite First	245	3	123	248	6	27	14	16	148	205	125	10	85	17	3	10	0	0	31	500	70			
71	Mesquite St. Marks	73	0	8	10	0	10	5	0	70	85	44	16	25	5	1	1	15	1000	28	3100	71			
72	St. Stephen	89	2	2	89	0	41	32	6	116	195	54	0	40	7	5	5	0	0	0	0	72			
73	Arapaho	307	12	453	545	9	313	102	95	673	1183	137	0	156	11	7	9	46	1795	75	2480	73			
74	Faith	110	1	38	30	3	28	18	9	55	110	70	60	80	9	4	0	30	1600	53	2320	74			
75	Richardson First	2245	93	71	2237	65	337	280	63	195	875	900	133	700	59	21	69	315	1000	171	14984	75			
76	First Korean	115	3	0	10	0	19	14	20	60	113	81	6	0	6	0	6	24	1000	26	3000	76			
77	Seagoville	36	0	7	25	0	52	18	6	46	122	25	5	0	5	6	1	7	0	15	500	77			
78	New Covenant	79	0	15	36	0	12	8	0	71	91	54	0	22	0	0	32	0	0	0	0	78			
79	Dallas Korean	30	1	0	0	0	7	5	22	8	42	5	4	30	1	1	1	5	0	5	0	79			
80	METRO DISTRICT	0	0	0	0	0	0	0	0	0	0	0	0	0	0	0	0	0	0	0	0	80			
	TOTAL 2012	24206	963	7061	22591	721	8294	3864	2255	14597	29010	9672	5021	7800	879	698	716	1271	43087	3177	153631				
	TOTAL 2011	24455	838	6871	19139	684	7811	3958	2141	13438	27348	10617	4268	7090	872	720	623	1262	49373	3102	176560				
	Inc/Dec 2012 over 2011	-249	125	190	3452	37	483	-94	114	1159	1662	-945	753	710	7	-22	93	9	-6286	75	-22929				

Metro District Table 3

	MISSION AND COMMUNITY MINISTRIES									PROPERTY AND OTHER ASSETS				CONNECTIONAL PROGRAMS						
	CHURCH NAME	30a	30b	31a	31b	32	33	34	35	36	37	38	39	40a	40b	42	43	44	45	46
		Number Of Persons Served By Community Ministries For Outreach, Justice, And Mercy	Number Of Persons Served By Community Ministries For Outreach, Justice, And Mercy	Number Of Community Ministries For Outreach, Justice, And Mercy	Number Of Persons Served By Community Ministries For Outreach, Justice, And Mercy	Number Of Community Ministries For Outreach, Justice, And Mercy	Number Of Persons Served By Community Ministries For Outreach, Justice, And Mercy	Number Of Community Ministries For Outreach, Justice, And Mercy	Number Of Persons Served By Community Ministries For Outreach, Justice, And Mercy	Market Value Of Church-Owned Land, Buildings And Equipment	Market Value Of Other Church-Owned Assets	Debt Secured By Church Physical Assets	Other Debt	Total APORTIONED To Local Church For All Causes Paid To AC Treasurer	Total PAID By Local Church For All Apportioned Causes To AC Treasurer	General Advance Specials Gifts	World Service Special Gifts	Annual Conference Advance Specials	Youth Service Fund	Other Funds For Connectional Mission And Ministry
1	Cambodian Fellowship	0	0	6	0	0	0	0	0	255330	83946	137652	0	0	0	0	0	0	0	0
2	Holy Covenant	0	0	28	358	13	461	20	2070	2776790	72869	236477	14347	63000	63000	0	0	760	0	1500
3	Cedar Hill	0	0	1	24	1	85	3	104	4230642	239792	1604838	452	43335	10778	0	0	0	0	0
4	Arcadia Park	0	0	2	6	0	0	4	117	105750	24262	0	0	2714	2714	28	0	0	0	0
5	Camp Wisdom	0	0	0	0	0	0	5	427	493753	52020	0	0	15167	15167	0	0	0	0	0
6	Casa Linda	0	0	2	20	4	180	2	40	3422049	0	0	0	20973	6704	0	0	0	0	0
7	Christ's Foundry Fellowship	0	0	2	34	7	245	14	1000	2400000	0	0	0	0	0	0	0	0	0	0
8	Cochran Chapel	0	0	3	21	6	70	4	78	4470796	2215735	0	0	26153	26153	862	0	0	0	1037
9	Cockrell Hill	0	0	0	0	0	0	0	0	3091996	20000	0	0	8773	8773	275	0	0	0	53
10	Community	0	0	2	23	3	27	5	325	600000	150000	0	0	9975	9975	0	0	200	0	0
11	Elmwood-El Buen Samaritano	0	0	0	0	4	276	2	146	4228961	40775	163848	0	24710	18613	505	0	0	0	171
12	Dallas First	0	0	2	121	1	104	2	26000	29423000	4601000	706606	0	292912	292912	7990	0	0	0	2605
13	Glen Oaks	0	0	0	0	0	0	0	0	1422752	10969	0	28000	6134	6134	0	0	0	0	0
14	Dallas Grace	0	0	2	14	2	191	5	10714	5069503	762611	0	0	26014	26014	0	0	0	0	0
15	Greenland Hills	0	0	5	67	3	140	7	780	2685260	111062	1088098	0	38441	38441	767	0	0	0	225
16	Hamilton Park	0	0	2	40	2	80	7	7000	5812740	194123	689291	42813	124668	100000	0	0	0	0	0
17	Highland Hills	0	1	0	0	0	0	8	400	1096538	178282	0	2400	26641	6393	0	0	0	100	0
18	Highland Park	0	0	13	20	11	2500	16	15000	80000000	14000000	0	0	845650	845650	0	0	0	0	0
19	Kessler Park	0	0	0	0	3	120	5	100	9815478	327894	226849	0	46456	46456	1166	0	285	0	308
20	Lake Highlands	0	0	6	2	1	325	4	375	5994404	107000	1367137	0	110574	110574	1188	0	0	0	0
21	Lakewood	0	1	0	0	3	85	8	293	4630000	650636	190943	0	23984	23984	610	0	0	0	300
22	Lovers Lane	2	16	11	1918	10	1410	44	5170	27806304	9638920	8031993	0	448107	448107	1392	0	0	0	350
23	Northaven	0	0	3	34	3	163	20	640	5843520	40000	1867000	0	76268	76268	3034	0	0	0	13381
24	Oak Cliff	0	0	0	0	2	225	15	2100	6721780	201799	0	0	18305	18305	0	0	0	0	0
25	Oak Lawn	0	0	0	0	2	135	6	200	7441843	1226784	0	0	56553	56553	175	0	0	0	0
26	Owenwood	0	0	4	40	0	0	2	65	667520	254397	0	0	7328	7328	0	0	0	0	0
27	Pleasant Mound/Urban Park	0	0	0	0	3	348	2	259	1441992	1646929	0	0	10099	10099	140	0	0	0	0
28	Preston Hollow	0	0	3	12	4	170	4	500	5764149	458477	0	0	29865	29865	400	0	1181	0	0
29	Ridgewood Park	0	0	2	60	6	368	7	7165	3558811	110951	299645	0	44030	44030	15402	0	0	0	2318
30	St. Luke "Community"	1	19	1	15	4	130	11	1077	19624928	731890	610919	18122	364327	280603	0	0	0	0	0

Metro District Table 3 (Continued)

		MISSION AND COMMUNITY MINISTRIES										PROPERTY AND OTHER ASSETS				CONNECTIONAL PROGRAMS						
		Number Of Persons Served By Community Ministries For Outreach, Justice, And Mercy	Number Of Community Ministries For Outreach, Justice, And Mercy	Number Of Persons Served By Community Ministries For Daycare And/or Education	Number Of Community Ministries For Daycare And/or Education	Number Of Persons Served By Community Ministries For Outreach, Justice, And Mercy	Number Of Community Ministries For Outreach, Justice, And Mercy	Market Value Of Church-Owned Land, Buildings And Equipment	Market Value Of Other Church-Owned Assets	Debt Secured By Church Physical Assets	Other Debt	Total APPORTIONED To Local Church For All Causes Paid To AC Treasurer	Total PAID By Local Church For All Apportioned Causes To AC Treasurer	General Advance Specials Gifts	World Service Special Gifts	Annual Conference Advance Specials	Youth Service Fund	Other Funds For Connectional Mission And Ministry				
CHURCH NAME		30a	30b	31a	31b	32	33	34	35	36	37	38	39	40a	40b	42	43	44	45	46		
31	Dallas St. Paul	0	0	4	23	0	0	3	5725	5185454	41929	347563	0	38583	11607	0	0	372	0	222	31	
32	Schreiber Memorial	1	4	37	84	2	177	9	512	3750184	296811	0	17787	39364	26236	25	0	150	0	255	32	
33	Southwood	0	0	0	0	0	0	2	150	1246555	0	17250	10000	2655	2655	0	0	0	0	0	33	
34	Spring Valley	0	0	10	225	2	204	12	1836	5799250	234079	290214	0	99170	99170	6357	0	0	0	0	34	
35	Tyler Street	0	0	4	216	2	72	19	6028	9518000	832238	0	68147	70326	70326	0	0	0	0	0	35	
36	Umphress Road	0	0	2	15	2	110	2	150	221080	217002	0	0	15121	15121	1146	0	0	0	0	36	
37	University Park	1	12	12	324	6	316	12	2125	33716381	3673639	6126204	0	209702	209702	3036	0	0	0	4005	37	
38	Walnut Hill	0	0	1	10	7	446	17	1423	7804676	307140	479366	0	60368	60368	3495	0	2032	0	3734	38	
39	Dallas Warren	0	0	2	16	0	0	2	4000	1397716	1000	1460000	0	17009	0	0	0	0	0	0	39	
40	Wheatland	0	0	1	7	2	0	8	602	625000	78872	0	0	7123	7123	0	0	90	0	0	40	
41	White Rock	0	0	0	20	1	40	2	10	7752200	61407	0	0	50379	50379	2097	0	100	0	329	41	
42	Zimbabwe Fellowship	0	0	0	0	0	0	0	0	0	0	0	0	0	0	0	0	0	0	0	42	
43	Church of the Disciple	0	0	3	50	1	40	5	300	2000000	20000	627000	11000	18595	18595	0	0	0	80	1126	43	
44	DeSoto First	0	0	3	41	0	80	9	240	2650000	234081	0	0	33508	33508	116	0	1724	0	607	44	
45	The Village Fellowship	0	0	5	25	5	100	3	75	0	0	0	0	0	0	0	0	0	0	0	45	
46	Duncanville First	0	0	4	80	2	190	5	300	6852502	910879	118655	4474	130510	130510	3205	0	4523	0	2568	46	
47	Jubilee	0	0	0	0	0	0	5	353	565000	150000	167127	0	9034	9034	0	0	0	0	0	47	
48	Duncanville Trinity	1	18	2	18	0	0	4	90	1342866	80000	225000	0	20662	20662	2957	0	1	424	0	48	
49	Chapel Hill	1	8	6	50	5	235	3	1000	3212370	485814	0	0	27204	27204	0	0	0	0	1500	49	
50	Farnes Branch Christ	0	0	11	96	3	72	8	850	7020295	453006	699805	0	108407	108407	27688	0	1989	0	1219	50	
51	Webb Chapel	0	0	0	0	0	0	4	100	7064560	26233	0	0	14609	14609	0	0	0	0	0	51	
52	God's Kingdom	0	0	0	0	0	0	1	25	201000	5000	0	0	1309	1309	0	0	0	0	0	52	
53	Axe Memorial	1	12	2	16	2	85	3	600	3469040	213526	0	0	32385	32385	1256	0	993	0	600	53	
54	Buckingham	0	0	0	21	3	100	2	205	2587334	29845	127141	0	25565	25565	622	0	0	0	0	54	
55	Garland First	5	70	68	620	10	940	20	10000	7600000	1596546	295000	0	104861	104861	1124	0	0	0	0	55	

Metro District Table 3 (Continued)

	MISSION AND COMMUNITY MINISTRIES										PROPERTY AND OTHER ASSETS				CONNECTIONAL PROGRAMS						
	CHURCH NAME	30a	30b	31a	31b	32	33	34	35	36	37	38	39	40a	40b	42	43	44	45	46	
56	New World	0	0	9	54	5	231	2	97	3095000	46500	721223	0	27615	27615	0	0	0	0	56	
57	San Juan Fellowship	1	4	1	4	4	35	5	150	12000	3203	0	0	0	0	0	0	0	0	57	
58	St. Philip's	0	0	1	148	0	0	197	1815	3287863	47439	81286	0	28931	28931	0	0	0	0	58	
59	Wesley Korean	0	0	0	0	0	0	0	0	10000	2000	0	0	9219	9219	0	0	41	0	59	
60	Grand Prairie First	1	10	6	225	18	140	10	2424	14527898	1061676	0	0	56300	56300	9810	0	0	0	60	
61	The Woods	0	0	8	50	4	221	7	125	5100000	290136	3484571	0	35304	35304	516	0	0	0	61	
62	Irving First	1	10	0	0	1	38	1	10	12128313	610630	279973	26000	82048	82048	1426	0	3600	0	725 62	
63	Immanuel Korean Fellowship	0	0	0	0	0	0	0	0	0	0	0	0	0	0	0	0	0	0	63	
64	Kirkwood	0	0	3	12	2	39	10	20141	2250000	181591	0	14543	22035	4400	565	0	0	0	64	
65	Korean Central	0	0	17	260	10	54	21	160	10251222	646081	5583385	0	126965	126965	0	0	0	0	65	
66	Northgate	0	0	2	26	2	104	6	7428	2359362	228259	0	0	18606	18606	470	0	0	0	511 66	
67	Oak Haven	0	0	0	0	0	0	5	300	1098227	89092	0	0	6534	6534	0	0	0	0	67	
68	Plymouth Park	0	5	2	80	8	74	19	1556	4846327	32559	0	0	96960	96960	5967	0	1000	0	2000 68	
69	Lancaster First	0	0	0	10	0	0	1	100	2043000	1010532	0	0	18760	18760	2700	0	0	0	69	
70	Mesquite First	0	0	4	35	2	110	8	100	6614070	139046	615890	0	61961	52409	270	0	0	0	500 70	
71	Mesquite St. Marks	0	0	0	0	1	100	8	516	1480000	1396220	0	0	17451	17451	0	0	0	0	71	
72	St. Stephen	0	0	9	146	2	44	20	2898	1521898	27840	0	0	20161	20161	925	0	0	0	52 72	
73	Arapaho	1	45	7	411	6	236	14	2036	7519169	397741	1030260	0	73561	73561	5769	0	0	0	750 73	
74	Faith	0	0	2	40	0	0	0	0	2062775	34330	114764	0	14708	14708	0	0	0	0	74	
75	Richardson First	2	20	81	448	12	540	9	3220	33329995	2975044	6398675	25382	416430	416430	28078	0	6699	0	11505 75	
76	First Korean	0	0	1	25	0	0	0	0	1300000	150000	0	0	13214	13214	0	0	0	0	76	
77	Seagoville	0	0	0	0	0	0	6	2000	1928500	255	0	0	8311	6650	0	0	100	0	77	
78	New Covenant	0	0	1	14	0	0	3	50	1500000	40000	176583	0	18323	2900	651	0	0	0	78	
79	Dallas Korean	0	0	1	3	0	0	1	200	0	0	0	2000	1894	1000	0	0	0	0	79	
80	METRO DISTRICT	0	0	0	0	0	0	0	0	0	0	0	0	0	2483	0	0	0	0	80	
	TOTAL 2012	19	255	432	6777	230	13011	745	164170	490743671	57512344	46688231	285467	5122896	4841538	144205	0	25840	604	54456	
	TOTAL 2011	30	569	301	4445	239	13691	689	133146	533113839	53209360	47404062	458056	5041173	4730681	206180	0	47777	0	144388	
	Inc/Dec 2012 over 2011	-11	-314	131	2332	-9	-680	56	31024	-42370168	4302984	-715831	-172589	81723	110857	-61975	0	-21937	604	-89932	

Metro District Table 4

	CONNECTIONAL PROGRAMS										MINISTERIAL SUPPORT							
	Annual Conference Special Sunday Offerings	Benevolences Directly To UM Causes (Not To AC Treasurer)	Benevolences Paid Directly To Non- UM Benevolent And Charitable Causes	Human Relations Day	One Great Hour Of Sharing	Peace With Justice	Native American Ministries	World Communion	UM Student Day	Direct-Billed Clergy Non-Health Benefits (Person)	Direct-Billed Clergy Health Benefits	Base Compensation To Pastor	Base Compensation To Associate(s)	Housing And Utilities And/Or Related Allowances— Pastor And Associate(s)	Accountable Reimbursements— Pastor And Associate(s)	Other Cash Allowances (Non-Accountable)— Pastor And Associate(s)	Salary And Benefits For Deacons	
	47	48	49	50a	50b	50c	50d	50e	50f	51	52	53	54	55	56	57	58	
1	Cambodian Fellowship	0	300	13380	0	0	0	0	0	0	0	0	0	12000	0	0	0	
2	Holy Covenant	0	34126	30655	0	0	572	0	0	0	9198	8140	57579	0	7100	4823	5919	
3	Cedar Hill	0	12206	52997	0	0	0	0	0	0	9049	8140	54590	0	28124	3358	0	
4	Arcadia Park	0	58	0	21	0	0	0	0	0	0	0	13200	0	0	0	0	
5	Camp Wisdom	0	0	0	0	0	0	0	0	10819	11034	43134	0	23400	4900	400	0	
6	Casa Linda	0	0	10505	0	0	0	0	0	12707	6594	36450	16000	16396	0	0	0	
7	Christ's Foundry Fellowship	0	200	1500	0	0	0	0	0	8716	8140	39097	24000	28000	0	0	0	
8	Cochran Chapel	0	0	4309	70	190	125	289	105	0	9424	8140	63467	0	25000	0	2700	
9	Cockrell Hill	75	0	0	0	70	0	0	79	0	0	3798	21146	0	6000	0	0	
10	Community	0	0	0	30	25	0	25	25	0	8112	8140	37209	0	12000	0	0	
11	Elmwood-El Buen Samaritano	776	0	0	97	0	92	0	51	0	7057	8140	33916	0	2260	7844	0	
12	Dallas First	0	0	0	0	0	0	0	0	0	30444	24420	169723	89544	102127	0	6170	
13	Glen Oaks	0	0	0	0	0	0	0	0	0	0	0	9053	0	7637	373	0	
14	Dallas Grace	0	504	67506	50	223	0	165	240	177	8797	8140	47443	0	35320	4500	0	
15	Greenland Hills	0	22938	16115	0	0	0	0	0	0	8977	8140	59778	0	12000	4000	0	
16	Hamilton Park	0	2275	51951	0	0	0	0	0	0	17952	17610	66060	61980	53610	625	7315	
17	Highland Hills	257	0	0	0	0	0	100	100	100	2700	3024	47500	0	22000	10500	0	
18	Highland Park	0	405900	1518647	0	0	0	0	0	0	89109	69560	210000	490017	378137	0	11374	
19	Kessler Park	1596	0	98277	0	719	0	0	0	0	10643	8140	53155	9000	4320	6689	9464	
20	Lake Highlands	0	0	2000	0	0	0	0	0	0	23833	26640	75542	63704	57400	6002	0	
21	Lakewood	0	2500	0	0	0	0	0	0	0	8870	8140	49086	0	23100	0	0	
22	Lovers Lane	0	0	0	0	0	0	0	0	0	72729	65120	131661	196965	255980	0	0	
23	Northaven	0	0	0	0	0	0	0	0	0	9175	8140	67716	0	7680	0	0	
24	Oak Cliff	0	0	0	0	0	0	0	0	0	8091	8140	39175	16700	10300	4454	0	
25	Oak Lawn	0	0	0	0	0	0	0	0	0	11436	8140	47012	11500	46100	3456	0	
26	Owenwood	0	0	0	0	0	0	0	0	0	0	0	17833	0	8917	0	0	
27	Pleasant Mound/Urban Park	0	0	1562	0	0	0	0	0	0	7123	8140	26862	0	12000	0	0	
28	Preston Hollow	0	0	3326	0	0	80	0	0	0	9420	8140	45540	0	48750	16803	7980	
29	Ridgewood Park	1126	1999	3685	15	70	0	0	226	477	8392	8140	45000	0	9000	9000	12408	
30	St. Luke "Community"	0	0	0	0	0	0	0	0	0	13388	9544	110996	24186	28101	0	1480	

Metro District Table 4 (Continued)

	CONNECTIONAL PROGRAMS										MINISTERIAL SUPPORT							
	CHURCH NAME	47	48	49	50a	50b	50c	50d	50e	50f	51	52	53	54	55	56	57	58
31	Dallas St. Paul	0	1425	22546	0	0	0	0	0	0	8954	8140	37500	5000	37500	8916	0	0
32	Schreiber Memorial	165	779	23438	0	0	0	0	0	0	8714	8140	49556	0	8091	5404	0	13098
33	Southwood	0	0	0	0	0	0	0	0	0	0	0	3600	0	3600	0	0	0
34	Spring Valley	0	0	210081	0	0	0	0	0	0	17826	16280	55119	33201	58932	4000	16648	0
35	Tyler Street	325	124697	76320	0	0	0	0	0	0	17643	16280	68286	30600	10342	3200	0	0
36	Umphress Road	682	2671	1109	196	291	273	107	259	162	15586	16280	38980	24122	17318	9780	0	0
37	University Park	0	80906	47213	0	0	0	0	0	0	28033	22200	97572	21870	73044	4375	0	80841
38	Walnut Hill	575	1729	7026	0	662	0	0	393	278	9056	8140	53392	0	25000	0	3990	12000
39	Dallas Warren	0	0	0	0	0	0	0	0	0	8504	8140	39254	0	20754	1742	0	0
40	Wheatland	0	1090	3291	0	0	0	0	0	0	3930	0	11564	0	12395	1000	0	0
41	White Rock	1650	1490	1815	0	0	0	0	0	0	10152	8140	85066	15200	36000	7000	0	0
42	Zimbabwe Fellowship	0	0	0	0	0	0	0	0	0	0	0	0	0	0	0	0	0
43	Church of the Disciple	0	0	0	0	0	0	0	0	0	8522	8140	45194	0	6288	3300	0	0
44	DeSoto First	0	1738	34590	50	126	69	101	77	237	8805	8140	51035	0	20000	7157	0	0
45	The Village Fellowship	0	0	0	0	0	0	0	0	0	0	0	37000	7650	27650	0	13148	0
46	Duncanville First	919	13967	8889	0	0	0	0	542	0	18156	16280	70470	48251	29740	17300	384	0
47	Jubilee	0	0	0	0	0	0	0	0	0	0	0	15750	0	13750	0	0	0
48	Duncanville Trinity	0	2663	1690	0	554	0	600	0	0	8357	8140	31794	0	23299	7125	12156	0
49	Chapel Hill	0	0	2115	0	0	0	0	0	0	8333	8140	36703	0	17580	4600	0	0
50	Farnes Branch Christ	0	22792	48955	0	0	0	0	0	0	9795	8140	74216	0	28814	2296	11374	0
51	Webb Chapel	0	215	1294	0	91	25	30	0	0	2269	0	5100	0	18350	315	0	0
52	God's Kingdom	0	0	0	0	0	0	0	0	0	0	0	8840	0	0	0	0	0
53	Axe Memorial	2683	1727	20232	0	0	0	0	0	0	8709	8140	49225	0	17423	3059	3990	0
54	Buckingham	0	0	8622	0	0	0	0	0	0	9036	8140	51233	0	27600	0	0	0
55	Garland First	2400	0	19000	0	0	0	0	0	0	18381	16280	65875	33261	72100	5665	12039	59177

Metro District Table 4 (Continued)

		CONNECTIONAL PROGRAMS										MINISTERIAL SUPPORT							
		Annual Conference Special Sunday Offerings	Benevolences Directly To UM Causes (Not To AC Treasurer)	Benevolences Paid Directly To Non-UM Benevolent And Charitable Causes	Human Relations Day	One Great Hour Of Sharing	Peace With Justice	Native American Ministries	World Communion	UM Student Day	Direct-Billed Clergy Non-Health Benefits (Pension)	Direct-Billed Clergy Health Benefits	Base Compensation To Pastor	Base Compensation To Associate(s)	Housing And Utilities And/Or Related Allowances—Pastor And Associate(s)	Accountable Reimbursements—Pastor And Associate(s)	Other Cash Allowances (Non-Accountable)—Pastor And Associate(s)	Salary And Benefits For Deacons	
	CHURCH NAME	47	48	49	50a	50b	50c	50d	50e	50f	51	52	53	54	55	56	57	58	
56	New World	0	0	3821	0	0	0	0	0	0	9000	8140	54000	0	23277	5000	0	0	
57	San Juan Fellowship		200	0	0	0	0	0	0	0	8346	8140	36051	0	12000	0	0	0	
58	St. Philip's	0	0	49641	0	0	0	0	0	0	8341	8140	43834	0	36000	1200	7980	0	
59	Wesley Korean	0	0	0	0	0	0	0	0	0	8526	8140	41000	0	25000	3000	0	0	
60	Grand Prairie First		0	68049	0	0	0	0	0	0	13649	11840	59697	15266	17400	13050	0	0	
61	The Woods	0	0	19280	0	0	0	0	0	0	8576	8140	31753	0	31325	8747	9306	0	
62	Irving First	2400	3348	67320	0	0	0	0	0	0	9518	8140	67291	25463	45200	12609	0	0	
63	Immanuel Korean Fellowship	0	0	0	0	0	0	0	0	0	0	0	0	0	0	0	0	0	
64	Kirkwood	0	0	12182	0	0	0	0	0	0	8557	8140	43932	0	16800	0	0	0	
65	Korean Central	0	0	179471	0	0	0	0	0	0	8108	8140	34800	0	3105	12600	8000	0	
66	Northgate	0	1553	40103	0	427	0	0	67	0	8383	8140	45792	0	3975	0	0	0	
67	Oak Haven	0	0	0	0	0	0	0	0	0	4384	0	16000	0	2449	0	0	0	
68	Plymouth Park	3029	9450	31283	0	0	0	0	0	0	17825	16280	76117	34830	36300	14304	1404	0	
69	Lancaster First	0	2470	21144	136	118	78	0	20	289	8324	8140	43197	0	7125	2129	0	0	
70	Mesquite First	0	5400	55789	0	0	0	0	0	0	8820	8140	53860	0	20611	4000	0	0	
71	Mesquite St. Marks	0	50	5544	0	0	0	0	0	0	7962	8140	37500	0	12000	0	0	0	
72	St. Stephen	307	0	19926	0	0	199	0	0	0	8485	8140	53000	0	4857	0	0	7500	
73	Arapaho	0	6230	20951	0	0	0	0	0	0	17769	16280	61845	22778	59473	11502	0	0	
74	Faith	0	0	320	102	182	93	135	207	0	8048	8140	31676	0	2400	1960	12408	0	
75	Richardson First	19084	297259	329318	0	0	0	0	1310	0	47686	40700	144862	148122	190481	0	0	74145	
76	First Korean	0	0	0	0	0	0	0	0	0	6889	7400	32244	0	9000	4500	0	0	
77	Seagoville	0	0	10028	0	0	0	0	0	0	0	0	15600	0	5470	2000	0	0	
78	New Covenant	0	0	0	0	0	0	0	0	0	8448	8140	37692	0	17420	2000	0	0	
79	Dallas Korean	0	0	0	0	0	0	0	0	0	0	0	12000	0	0	0	0	0	
80	METRO DISTRICT	0	0	0	0	0	0	0	0	0	0	0	0	0	0	0	0	0	
TOTAL 2012		38049	1066855	3348811	767	3748	1606	1552	3701	1720	880566	783464	3874990	1469210	2469997	282162	178037	880758	
TOTAL 2011		67924	1178583	3283706	930	4083	568	674	4545	516	840147	779118	3789626	1490213	2414563	315349	214905	825567	
Inc/Dec 2012 over 2011		-29875	-111728	65105	-163	-335	1038	878	-844	1204	40419	4346	85364	-21003	55434	-33187	-36868	55191	

Metro District Table 5

	LOCAL CHURCH EXPENDITURES						RECEIVED FOR ANNUAL BUDGET/SPENDING PLAN									
	CHURCH NAME	60	61	62	63	64	65	66	67a	67b	67c	67d	67e	67f	67g	67
		Salary And Benefits For All Other Church Staff	Program Expenses	Other Operating Expenses	Principal And Interest On Indebtedness, Loans, Mortgages, Etc.	Capital Expenditures For Building, Improvements, And Major Equipment Purchases	TOTAL AMOUNT PAID BY LOCAL CHURCH ON ALL EXPENDITURES	Number Of Households Giving To Local Church	Amount Received Through Pledges	Amount Received From Non-Pledging But Identified Givers	Amount Received From Unidentified Givers	Amount Received From Interest and Dividends	Amount Received From Sale of Church Assets	Amount Received Through Building Use Fees, Contributions, And Rentals	Amount Received Through Fundraisers And Other Sources	TOTAL INCOME FOR ANNUAL BUDGET/SPENDING PLAN
1	Cambodian Fellowship	0	7828	11921	15600	0	61029	0	0	78338	2452	0	0	0	0	80790
2	Holy Covenant	213609	38656	59713	77172	26897	708653	220	508287	68958	9248	22	0	4455	43899	634869
3	Cedar Hill	117803	10125	110169	137840	0	555179	195	161886	138623	10507	0	0	54825	0	365841
4	Arcadia Park	0	1784	13574	0	2690	34069	14	12325	0	956	245	0	5000	0	18526
5	Camp Wisdom	34443	682	14230	0	0	158209	48	0	138513	6268	0	0	5400	4135	154316
6	Casa Linda	18807	15100	64952	0	7485	211700	76	145376	11465	11895	46	0	11542	17857	198181
7	Christ's Foundry Fellowship	0	24109	33000	0	174238	341000	72	0	45230	11879	30	0	1893	0	59032
8	Cochran Chapel	100657	9289	79721	0	146596	478134	100	0	252628	10922	4	0	11709	0	275263
9	Cockrell Hill	7278	3584	49829	0	0	100960	28	36400	600	400	600	0	63400	4000	105400
10	Community	20000	3000	39896	0	0	138637	67	82318	3500	2950	0	0	1370	8593	98731
11	Elmwood-El Buen Samaritano	62421	5182	57575	2440	211500	418640	49	155039	0	3768	0	0	19585	58884	237276
12	Dallas First	1378671	151476	448666	91573	3762808	6642262	557	2415931	522655	88846	65000	0	0	0	3092432
13	Glen Oaks	18200	4681	25336	0	0	71414	36	40707	766	1560	10	0	72777	311	116131
14	Dallas Grace	100501	11999	58530	2020	160529	532658	78	217520	83442	10314	0	0	29175	4734	345185
15	Greenland Hills	105523	11952	65766	32154	31446	418222	408	223374	83780	10068	19	0	17809	30602	365652
16	Hamilton Park	265168	76826	416026	101928	13917	1253243	694	537301	438434	15293	313	0	5480	61426	1058247
17	Highland Hills	55200	11165	49523	600	0	209262	139	0	180493	3764	0	0	300	5665	190222
18	Highland Park	3004413	772061	1129015	0	1268637	10452623	3994	8844195	1916416	266742	31281	0	0	418076	11476710
19	Kessler Park	171793	15807	40511	119320	37079	634728	244	279278	108492	23778	20	0	95620	17676	524864
20	Lake Highlands	368429	56193	199537	141147	72642	1275774	440	773670	489861	17897	265	0	38507	0	1320290
21	Lakewood	55832	11554	77809	14675	27241	303701	89	193776	64511	3816	0	0	12035	10164	284302
22	Lovers Lane	1155280	570026	1277666	2672249	2065415	8990810	1420	2861536	953286	63595	4525	0	406826	64228	4353996
23	Northaven	313973	63004	178811	147900	0	889082	270	668322	92100	43256	76	0	43620	64684	912058
24	Oak Cliff	96697	3572	39936	0	48077	293447	66	67696	0	12754	380	0	142448	1705	224983
25	Oak Lawn	211564	47278	201992	0	118085	763291	251	312679	131650	27298	1356	0	77774	13830	564587
26	Owenwood	7430	2373	27628	0	0	71509	30	0	46721	2700	17905	300	2425	1500	71551
27	Pleasant Mound/Urban Park	20663	2500	32036	0	0	121125	26	0	53195	0	0	0	88320	0	141515
28	Preston Hollow	116012	22099	52641	0	1500	367337	60	178712	25675	4492	3392	0	1975	0	214246
29	Ridgewood Park	124762	43204	97615	154666	11007	592542	184	324278	92087	9728	0	0	27539	0	453632
30	St. Luke "Community"	756964	303978	601229	112700	20128	2336011	919	0	2338012	17159	460	0	76762	0	2432393

Metro District Table 5 (Continued)

	LOCAL CHURCH EXPENDITURES						RECEIVED FOR ANNUAL BUDGET/SPENDING PLAN									
	Salary And Benefits For All Other Church Staff	Program Expenses	Other Operating Expenses	Principal And Interest On Indebtedness, Loans, Mortgages, Etc.	Capital Expenditures For Building, Improvements, And Major Equipment Purchases	TOTAL AMOUNT PAID BY LOCAL CHURCH ON ALL EXPENDITURES	Number Of Households Giving To Local Church	Amount Received Through Pledges	Amount Received From Non-Pledging But Identified Givers	Amount Received From Unidentified Givers	Amount Received From Interest and Dividends	Amount Received From Sale of Church Assets	Amount Received Through Building Use Fees, Contributions, And Rentals	Amount Received Through Fundraisers And Other Sources	TOTAL INCOME FOR ANNUAL BUDGET/SPENDING PLAN	
	60	61	62	63	64	65	66	67a	67b	67c	67d	67e	67f	67g	67	
31 Dallas St. Paul	115954	4551	69773	25441	0	357901	150	0	260090	6304	0	0	2995	38012	307401	
32 Schreiber Memorial	64851	14253	106213	57325	6084	392777	96	210871	60761	4761	32	0	59530	17126	353081	
33 Southwood	0	201	15459	0	0	25515	10	8000	2020	2849	0	0	13413	931	27213	
34 Spring Valley	458660	17857	67296	43889	37035	1142351	425	896556	100946	12362	322	0	28356	15480	1054022	
35 Tyler Street	295624	24390	131383	37612	67470	974498	368	577813	189841	8144	306	0	5867	14322	796293	
36 Umphress Road	6240	9000	9300	0	0	168623	115	146890	26079	19377	0	0	800	4709	197855	
37 University Park	1104047	170136	258829	216253	510404	2932466	536	1632283	677820	28416	20983	0	21519	0	2381021	
38 Walnut Hill	167699	17017	215674	58351	75990	726601	334	389200	232275	8002	1225	0	36915	60677	728294	
39 Dallas Warren	20662	7248	26589	26988	0	159881	54	137100	12000	16364	0	0	0	0	165464	
40 Wheatland	7570	5872	37721	0	7695	99341	51	59316	15818	3900	242	0	17375	0	96651	
41 White Rock	174727	16030	53171	0	0	463346	214	376276	0	19514	0	100	0	0	395890	
42 Zimbabwe Fellowship	0	0	0	0	0	0	0	0	0	0	0	0	0	0	0	
43 Church of the Disciple	15000	16210	58830	78000	0	259285	100	110000	128607	5943	9	0	25	14376	258960	
44 DeSoto First	134763	26139	50918	0	11906	391806	135	353478	20458	2503	29	0	8597	6000	391065	
45 The Village Fellowship	104800	39000	18000	0	0	247248	200	345546	0	0	0	0	0	0	345546	
46 Duncanville First	322999	108079	208789	40377	11975	1057923	440	683598	251296	12377	6832	0	3105	0	957208	
47 Jubilee	19818	3500	36670	27060	15941	141523	88	141284	3490	0	0	0	175	10252	155201	
48 Duncanville Trinity	33928	21745	48349	25935	1450	251829	108	172000	34411	0	0	0	0	2840	209251	
49 Chapel Hill	92496	16718	53481	0	49765	318635	114	259511	0	5194	9210	0	25095	0	299010	
50 Farnes Branch Christ	358630	82975	209562	84129	75642	1156623	473	884683	144527	14285	0	0	0	0	1043495	
51 Webb Chapel	23325	5679	53291	0	16985	141578	45	91075	15792	3216	0	0	36200	3827	150110	
52 God's Kingdom	0	67	550	0	0	10766	10	22580	0	0	0	0	0	0	22580	
53 Axe Memorial	80718	16834	79839	0	12144	339957	149	265264	53476	4997	0	0	1962	7833	333532	
54 Buckingham	102497	11872	13284	178916	19064	456451	118	149500	94031	3333	2	160181	55	10067	417169	
55 Garland First	326091	52500	159519	95400	43000	1086673	512	702800	284700	14696	1276	0	1300	0	1004772	

Metro District Table 5 (Continued)

		LOCAL CHURCH EXPENDITURES					RECEIVED FOR ANNUAL BUDGET/SPENDING PLAN									
	CHURCH NAME	60	61	62	63	64	65	66	67a	67b	67c	67d	67e	67f	67g	67
56	New World	69832	8104	65091	65230	40000	379110	136	391133	39212	28311	45	0	35742	0	494443
57	San Juan Fellowship	0	3700	6300	0	0	74737	36	0	27954	0	0	0	0	15000	42954
58	St. Philip's	104134	7607	33080	38400	14671	381959	193	0	376141	4257	411	0	725	1050	382584
59	Wesley Korean	0	18000	30000	0	1000	143926	48	130000	100000	0	0	0	0	0	230000
60	Grand Prairie First	229346	7068	89909	0	218573	809957	265	501644	12400	10000	1744	0	2330	0	528118
61	The Woods	131150	5990	74192	221232	0	585511	213	0	374370	8881	140	0	1900	0	385291
62	Irving First	220498	62998	153952	141078	52916	960530	305	360109	387305	19734	3928	0	19464	0	790540
63	Immanuel Korean Fellowship	0	0	0	0	0	0	265	501644	12400	10000	1744	0	2330	0	528118
64	Kirkwood	16731	11458	31662	457	28134	183018	88	65300	69367	9870	1309	0	10558	5425	161829
65	Korean Central	300306	182060	200608	445121	0	1509284	786	0	1810844	373208	3339	0	0	0	2187391
66	Northgate	49381	2569	38350	0	18196	236523	92	116779	60779	8654	1505	0	13376	15995	217088
67	Oak Haven	4025	3574	31638	0	10813	79417	26	0	0	67193	0	0	0	0	67193
68	Plymouth Park	242472	134925	258250	0	208480	1190876	212	715304	153873	13226	153	0	12155	111561	1006272
69	Lancaster First	65380	614	46799	0	2019	229442	63	149043	5079	5641	53476	0	0	4326	217565
70	Mesquite First	167555	24441	174498	160510	27500	764303	298	0	448038	25311	0	0	0	5735	479084
71	Mesquite St. Marks	36424	2456	35452	0	3145	166124	136	167000	12058	2488	0	0	185	0	181731
72	St. Stephen	61845	3540	39711	0	0	228648	51	152460	35422	14987	287	0	335	11110	214601
73	Arapaho	213156	39640	133370	129938	361744	1174756	451	592449	94606	12807	4445	0	33460	35974	773741
74	Faith	31245	8234	45416	10800	0	176074	64	112188	40412	2887	0	0	3450	12989	171926
75	Richardson First	1466597	437225	599208	732933	11448	5003090	2123	3823907	860206	107239	6603	0	16946	0	4814901
76	First Korean	30300	7200	18600	15603	19490	164440	49	214473	0	0	0	0	0	0	214473
77	Seagoville	7755	1283	30840	0	885	80611	37	0	72958	3466	0	0	1433	962	78819
78	New Covenant	50423	3037	36467	17280	0	184458	61	101287	68841	5271	0	0	0	0	175399
79	Dallas Korean	0	1000	1000	0	0	15000	15	0	4000	0	0	0	0	0	4000
80	METRO DISTRICT	0	0	0	0	0	2483	0	0	0	0	0	0	0	0	0
	TOTAL 2012	16431747	3965683	9711736	6798242	10189481	67449525	21632	35751040	16034134	1624273	245546	160581	1736244	1258548	56810366
	TOTAL 2011	16356936	3893630	9834425	4764482	8898791	64088307	21096	33198703	16388026	1410286	230173	2960	1692219	1413393	54335760
	Inc/Dec 2012 over 2011	74811	72053	-122689	2033760	1290690	3361218	536	2552337	-353892	213987	15373	157621	44025	-154845	2474606

Metro District Table 6

		RCVD FOR CAPITAL CAMPAIGNS/SPECIAL PROJECTS					RECEIVED FROM OTHER SOURCES			
		Capital Campaigns	Memorials, Endowments, Bequests	Other Sources & Projects	Received For Specials And Other Directed Benevolences	TOTAL INCOME FOR DESIGNATED CAUSES	Equitable Compensation Funds	Advanced Special, Apportioned And Connectional Funds	Other Grants And Financial Support From Institutional Sources	Total Income From Connectional And Other Sources Outside Church
CHURCH NAME		68a	68b	68c	68d	68	69a	69b	69c	69
1	Cambodian Fellowship	0	0	0	0	0	0	0	0	0
2	Holy Covenant	66256	12240	0	20444	98940	0	0	0	0
3	Cedar Hill	135158	1625	0	49482	186265	0	0	0	0
4	Arcadia Park	0	5929	0	0	5929	0	0	0	0
5	Camp Wisdom	0	0	0	0	0	0	0	900	900
6	Casa Linda	0	349	6100	705	7154	0	0	25000	25000
7	Christ's Foundry Fellowship	174238	0	0	0	174238	0	0	189848	189848
8	Cochran Chapel	28165	1020	0	10666	39851	0	0	0	0
9	Cockrell Hill	0	600	640	475	1715	0	0	0	0
10	Community	0	0	0	105	105	5242	0	0	5242
11	Elmwood-El Buen Samaritano	24289	0	0	7937	32226	0	13622	0	13622
12	Dallas First	3711598	168868	0	0	3880466	0	0	0	0
13	Glen Oaks	0	0	0	0	0	0	0	0	0
14	Dallas Grace	201803	378845	0	14648	595296	0	72679	0	72679
15	Greenland Hills	65642	1520	0	0	67162	0	0	0	0
16	Hamilton Park	100208	0	0	0	100208	0	0	42000	42000
17	Highland Hills	0	0	0	436	436	0	0	0	0
18	Highland Park	1006954	36184	0	0	1043138	0	0	0	0
19	Kessler Park	42096	432	0	5723	48251	0	0	0	0
20	Lake Highlands	163774	2110	0	1050	166934	0	0	0	0
21	Lakewood	0	0	0	0	0	0	0	0	0
22	Lovers Lane	1691911	168437	333492	77049	2270889	0	3000	152543	155543
23	Northaven	0	1870	0	0	1870	0	0	0	0
24	Oak Cliff	0	0	0	221	221	0	17499	1500	18999
25	Oak Lawn	0	5565	123200	1117	129882	0	0	0	0
26	Owenwood	0	0	0	0	0	0	0	0	0
27	Pleasant Mound/Urban Park	0	0	0	250	250	11496	0	600	12096
28	Preston Hollow	0	5697	0	0	5697	0	0	0	0
29	Ridgewood Park	112912	71115	0	21019	205046	0	0	0	0
30	St. Luke "Community"	0	0	0	0	0	0	61670	0	61670

Metro District Table 6 (Continued)

	RCVD FOR CAPITAL CAMPAIGNS/SPECIAL PROJECTS					RECEIVED FROM OTHER SOURCES				
	Capital Campaigns	Memorials, Endowments, Bequests	Other Sources & Projects	Received For Specials And Other Directed Benevolences	TOTAL INCOME FOR DESIGNATED CAUSES	Equitable Compensation Funds	Advanced Special, Apportioned And Connectional Funds	Other Grants And Financial Support From Institutional Sources	Total Income From Connectional And Other Sources Outside Church	
CHURCH NAME	68a	68b	68c	68d	68	69a	69b	69c	69	
31 Dallas St. Paul	5640	200	3292	14458	23590	0	0	0	0	0 31
32 Schreiber Memorial	57325	3400	2602	3661	66988	0	0	0	0	0 32
33 Southwood	0	0	0	0	0	0	0	0	0	0 33
34 Spring Valley	85417	12250	0	0	97667	0	0	0	0	0 34
35 Tyler Street	84021	31397	11250	93336	220004	0	28989	11100	40089	35
36 Umphress Road	53442	0	0	0	53442	0	0	0	0	0 36
37 University Park	356620	59680	142100	0	558400	0	100000	0	100000	37
38 Walnut Hill	26890	4350	55780	19759	106779	0	0	0	0	0 38
39 Dallas Warren	0	0	0	0	0	0	7000	0	7000	39
40 Wheatland	0	750	0	0	750	0	0	0	0	0 40
41 White Rock	0	0	0	0	0	0	0	264879	264879	41
42 Zimbabwe Fellowship	0	0	0	0	0	0	0	0	0	0 42
43 Church of the Disciple	0	0	0	0	0	0	0	0	0	0 43
44 DeSoto First	0	9365	0	0	9365	0	0	0	0	0 44
45 The Village Fellowship	0	0	0	0	0	0	50268	0	50268	45
46 Duncanville First	34033	8819	0	75193	118045	0	0	0	0	0 46
47 Jubilee	0	0	0	0	0	0	0	0	0	0 47
48 Duncanville Trinity	3410	0	0	640	4050	0	0	0	0	0 48
49 Chapel Hill	0	500	0	0	500	0	0	0	0	0 49
50 Farnes Branch Christ	0	12095	103653	89333	205081	0	0	0	0	0 50
51 Webb Chapel	0	100	0	2263	2363	0	0	0	0	0 51
52 God's Kingdom	0	0	500	0	500	0	0	0	0	0 52
53 Axe Memorial	0	0	0	10185	10185	0	0	0	0	0 53
54 Buckingham	10892	2769	30000	20324	63985	0	0	8000	8000	54
55 Garland First	32000	2000	0	11500	45500	0	0	0	0	0 55

Metro District Table 6 (Continued)

	RCVD FOR CAPITAL CAMPAIGNS/SPECIAL PROJECTS					RECEIVED FROM OTHER SOURCES			
	Capital Campaigns	Memorials, Endowments, Bequests	Other Sources & Projects	Received For Specials And Other Directed Benevolences	TOTAL INCOME FOR DESIGNATED CAUSES	Equitable Compensation Funds	Advanced Special, Apportioned And Connectional Funds	Other Grants And Financial Support From Institutional Sources	Total Income From Connectional And Other Sources Outside Church
CHURCH NAME	68a	68b	68c	68d	68	69a	69b	69c	69
56 New World	0	0	0	0	0	0	0	0	0 56
57 San Juan Fellowship	0	0	0	200	200	6697	40000	4500	51197 57
58 St. Philip's	0	0	1833	93250	95083	0	0	0	0 58
59 Wesley Korean	0	0	0	0	0	0	0	0	0 59
60 Grand Prairie First	0	301875	0	5102	306977	0	0	0	0 60
61 The Woods	90922	6385	22429	0	119736	0	0	0	0 61
62 Irving First	0	148145	38231	2348	188724	0	0	0	0 62
63 Immanuel Korean Fellowship	0	301875	0	5102	306977	0	0	0	0 63
64 Kirkwood	0	2233	5908	12345	20486	0	1201	35000	36201 64
65 Korean Central	25673	0	0	0	25673	0	0	0	0 65
66 Northgate	0	42552	35575	0	78127	0	0	0	0 66
67 Oak Haven	0	0	0	0	0	0	0	0	0 67
68 Plymouth Park	100000	8670	0	13702	122372	0	0	0	0 68
69 Lancaster First	0	0	0	0	0	0	0	0	0 69
70 Mesquite First	31803	158	0	0	31961	0	0	0	0 70
71 Mesquite St. Marks	0	0	0	0	0	0	0	0	0 71
72 St. Stephen	0	1615	175	0	1790	0	0	250	250 72
73 Arapaho	261754	1031	0	25337	288122	0	0	0	0 73
74 Faith	0	0	0	832	832	0	0	0	0 74
75 Richardson First	190625	0	0	284953	475578	0	0	0	0 75
76 First Korean	0	16500	0	0	16500	0	0	0	0 76
77 Seagoville	0	375	0	0	375	0	0	0	0 77
78 New Covenant	0	0	0	0	0	0	0	0	0 78
79 Dallas Korean	0	0	0	0	0	0	0	0	0 79
80 METRO DISTRICT	0	0	0	0	0	0	0	0	0 80
TOTAL 2012	8975471	1841495	916760	995150	12728876	23435	395928	736120	1155483
TOTAL 2011	9451609	1933325	1912518	811279	14108731	42836	199580	562828	805244
Inc/Dec 2012 over 2011	-476138	-91830	-995758	183871	-1379855	-19401	196348	173292	350239

North Central District Table 1

CHURCH MEMBERSHIP																					
		RECEIVED						REMOVED						FULL MEMBERS AT CLOSE OF YEAR							
		Total Professing Members At Close Of Last Year	This Year On Profession Of Christian Faith	Restored By Affirmation	Previous Year's Reporting Errors— Total Professing Membership By Addition	From Other United Methodist Churches	From Other Denominations	Change Conference Action	Withdrawn	Previous Year's Reporting Errors —Total Professing Membership By Subtraction	Transfer To Other United Methodist Churches	Transfer To Other Denominations	Death	Asian	AA/Black	Hispanic/Latino	Native American	Pacific Islander	White	Multi-Racial	Total Professing Members At Close Of This Year
CHURCH NAME	PASTOR'S NAME	1	2A	2B	2C	3	4	5A	5B	5C	6	7	8	9A	9B	9C	9D	9E	9F	9G	9
1 Creekwood	Holly Bandel	770	41	27	0	38	19	17	12	0	6	16	3	1	5	5	0	0	828	2	841
2 Allen First	Todd Harris	1973	52	24	0	37	23	87	14	0	10	3	11	2	8	16	0	2	1956	0	1984
3 Suncreek	Thomas O. Palmer	1623	71	6	0	50	35	33	3	0	15	4	5	4	5	22	0	2	1690	2	1725
4 Anna	Mark T. Moore	151	0	0	0	0	0	0	0	0	0	0	4	0	0	0	0	0	147	0	147
5 Argyle	Kory Knott	853	49	4	0	57	66	8	0	8	12	6	3	3	1	15	0	1	971	1	992
6 Aubrey	Joe Gist	83	0	1	0	2	0	0	0	26	0	0	8	0	0	0	5	0	47	0	52
7 Blue Ridge	Daniel A. Gurley	156	5	0	1	10	9	13	1	0	1	2	3	0	0	0	0	0	161	0	161
8 Aldersgate	Lyle Benson	304	18	0	6	4	0	10	2	0	4	0	1	4	1	6	0	0	301	3	315
9 Carrollton First	Richard Dunagin	903	14	0	0	12	21	11	5	0	6	12	14	56	18	15	0	0	801	12	902
10 Celina	John Baldwin	375	3	0	0	21	15	0	0	0	6	0	3	0	0	7	1	0	396	1	405
11 Chambersville	Samantha Parson	81	0	0	1	0	0	0	0	0	0	0	1	0	0	0	0	0	81	0	81
12 Cottage Hill	Samantha Parson	40	0	0	0	0	0	0	1	0	2	0	1	0	0	2	0	0	34	0	36
13 Copeville	Jon Kendzie	64	0	0	0	0	0	21	12	0	0	3	1	0	5	1	0	0	21	0	27
14 Coppell First	Dennis Wilkinson	2578	69	6	0	36	43	54	13	0	16	1	6	32	15	20	0	0	2567	8	2642
15 Corinth: Faith	John McLarty	373	18	0	0	12	9	0	0	0	2	0	0	0	6	4	0	0	400	0	410
16 Denton Asbury	Robert Marshall Price	429	0	0	0	0	2	107	20	0	9	8	1	2	4	6	2	0	272	0	286
17 Blue Mound	Nancy M. DeStefano	112	0	0	9	1	1	22	0	0	2	14	0	0	0	0	0	0	85	0	85
18 Cooper Creek	Katrina M. Klein	72	7	0	0	0	0	0	0	0	0	0	0	0	0	0	0	0	79	0	79
19 Denton First	Don Lee	1732	23	3	14	23	13	0	126	0	23	3	22	6	4	13	2	1	1608	0	1634
20 Denton Trinity	John Peel	613	11	0	0	17	9	0	0	0	14	0	5	4	8	2	4	0	613	0	631
21 Christ Church of North Texas	Duk Kum Kim	0	10	3	0	283	5	0	0	0	5	4	0	274	0	0	0	0	18	0	292
22 Farmersville	Thomas W. Waitschies	357	19	0	0	1	1	0	0	0	0	0	1	1	0	0	1	0	374	1	377
23 Flower Mound	Holly Gotelli	915	24	17	0	36	36	66	2	0	13	0	3	1	1	6	0	0	936	0	944
24 Trietsch Memorial	John Allen	4104	149	10	0	27	15	104	48	0	28	22	11	24	16	26	0	4	4022	0	4092
25 Forney	Christopher L. Allen	379	1	10	0	5	1	0	0	0	10	1	2	1	3	8	0	0	371	0	383

North Central District Table 1 (Continued)

CHURCH MEMBERSHIP																					
		RECEIVED						REMOVED						FULL MEMBERS AT CLOSE OF YEAR							
		Total Professing Members At Close Of Last Year	This Year On Profession Of Christian Faith	Restored By Affirmation	Previous Year's Reporting Errors— Total Professing Membership By Addition	From Other United Methodist Churches	From Other Denominations	Charge Conference Action	Withdrawn	Previous Year's Reporting Errors —Total Professing Membership By Subtraction	Transfer To Other United Methodist Churches	Transfer To Other Denominations	Death	Asian	AA/Black	Hispanic/Latino	Native American	Pacific Islander	White	Multi-Racial	Total Professing Members At Close Of This Year
CHURCH NAME	PASTOR'S NAME	1	2A	2B	2C	3	4	5A	5B	5C	6	7	8	9A	9B	9C	9D	9E	9F	9G	9
26 Frisco First	W. Douglas Miller	1152	49	0	0	46	20	103	3	1	7	2	10	4	9	5	0	0	1121	2	1141
27 Grace Avenue	Billy Echols-Richter	1850	90	0	0	65	40	0	4	0	29	6	5	15	24	36	2	4	1878	42	2001
28 Cross Way	Chris Yost	29	3	6	0	14	11	0	0	0	0	0	0	1	0	0	0	0	62	0	63
29 Cornerstone	Walter Butts	363	0	0	0	4	0	0	0	0	5	0	5	11	6	5	0	0	335	0	357
30 Heath	Dean Libby	451	1	0	0	6	2	0	0	0	4	0	1	1	1	1	0	1	451	0	455
31 Josephine	Mark Newsom	24	2	2	0	2	0	0	0	0	0	0	0	0	0	2	0	0	28	0	30
32 Justin	Buster Noah	234	7	0	1	5	4	0	0	0	0	0	5	0	0	2	0	1	239	4	246
33 Krum First	Christy Thomas	261	2	0	30	8	5	12	0	0	9	2	4	2	3	1	0	0	273	0	279
34 Lake Cities	Rene P. Lawson	683	5	1	0	9	5	77	5	0	7	0	5	3	4	35	4	0	553	10	609
35 Chinn's Chapel	Donald Paul McGarvey	94	2	0	0	8	0	10	0	0	0	0	0	0	0	0	2	0	92	0	94
36 Lewisville First	Andy Lewis	1455	23	3	0	18	16	99	0	2	6	6	5	4	10	12	2	0	1356	13	1397
37 Living Faith	Son To	40	1	0	0	0	1	0	0	0	0	0	0	41	0	0	0	0	1	0	42
38 Vista Ridge	Mary Beth Hardesty-Crouch	584	19	3	0	8	1	22	4	0	8	8	0	4	11	6	0	1	545	6	573
39 Button Memorial	Denise Peckham	158	1	0	7	4	3	1	15	0	1	0	4	0	3	2	0	1	145	1	152
40 Elm Ridge	James Allen	44	4	1	0	0	0	0	0	0	0	0	0	0	5	0	0	0	44	0	49
41 Oak Grove	Elizabeth Moen	115	2	0	0	5	4	8	3	0	2	4	0	0	0	0	0	0	109	0	109
42 Good Shepherd	Nancy Sherman	106	4	1	0	7	4	19	1	0	2	0	0	0	0	0	0	0	100	0	100
43 McKinney First	Thomas O. Brumett	3088	92	44	0	101	61	17	11	0	12	9	19	9	30	40	2	0	3226	11	3318
44 Stonebridge	Vic Casad	1947	72	11	0	33	48	36	21	0	10	18	1	5	9	18	1	2	1990	0	2025
45 McKinney Wesley	Ward Livingston	288	7	0	0	9	4	15	9	0	1	9	2	3	2	5	0	0	262	0	272
46 Pilot Point	Penny Mitchell	136	0	0	0	4	3	0	0	0	4	0	2	0	0	0	0	0	137	0	137
47 Plano Christ	Donald W. Underwood	5204	205	3	0	83	28	117	36	135	35	5	20	46	62	38	0	0	5025	4	5175
48 Custer Road	Ronald D. Henderson	5903	69	5	281	28	36	1394	128	0	101	54	23	32	65	48	8	4	4420	45	4622
49 Plano First	Paul Gould	2130	12	33	2	35	21	126	18	0	36	3	16	42	31	90	1	0	1870	0	2034
50 St. Andrew	C. Robert Hasley, Jr.	6327	78	0	0	116	80	0	1	0	62	12	11	65	52	58	0	0	6340	0	6515

North Central District Table 1 (Continued)

CHURCH MEMBERSHIP																					
		RECEIVED						REMOVED						FULL MEMBERS AT CLOSE OF YEAR							
		Total Professing Members At Close Of Last Year	This Year On Profession Of Christian Faith	Restored By Affirmation	Previous Year's Reporting Errors— Total Professing Membership By Addition	From Other United Methodist Churches	From Other Denominations	Change Conference Action	Withdrawn	Previous Year's Reporting Errors — Total Professing Membership By Subtraction	Transfer To Other United Methodist Churches	Transfer To Other Denominations	Death	Asian	A.A/Black	Hispanic/Latino	Native American	Pacific Islander	White	Multi-Racial	Total Professing Members At Close Of This Year
CHURCH NAME	PASTOR'S NAME	1	2A	2B	2C	3	4	5A	5B	5C	6	7	8	9A	9B	9C	9D	9E	9F	9G	9
51 Pleasant Grove	David Judd	18	0	0	0	0	2	0	0	0	0	0	0	0	0	0	0	0	20	0	20
52 Verona	David Judd	14	0	0	0	0	0	0	0	0	0	0	0	0	0	0	0	0	14	0	14
53 Ponder	Roger Ellison	75	0	4	0	6	6	0	5	0	6	4	1	0	0	0	0	0	75	0	75
54 Prosper	Chris Schoolcraft	366	17	0	0	24	6	135	0	0	3	0	1	2	6	3	0	0	262	1	274
55 Rockwall First	Joe C. Pool	2314	47	2	0	43	35	51	0	0	20	0	15	4	9	21	0	0	2321	0	2355
56 Rowlett First	Jan Davis	1446	41	5	0	14	7	3	2	0	11	0	12	1	60	25	0	0	1399	0	1485
57 Royse City First	Ann Willet	454	12	1	0	7	7	49	4	0	2	0	6	0	0	8	0	0	407	5	420
58 Sachse First	Anna Hosemann-Butler	419	7	5	0	12	2	9	0	0	0	0	4	4	5	5	0	0	418	0	432
59 Pleasant Valley	Phil Mercer	108	1	2	0	2	0	0	0	0	1	1	2	0	0	3	0	1	105	0	109
60 Sanger	Larry Rathbun	103	0	0	0	0	0	0	0	0	0	0	0	0	0	0	0	0	103	0	103
61 Stony	Scot C. Bontrager	22	0	0	0	0	0	0	0	0	0	0	0	0	0	2	0	0	20	0	22
62 The Colony First	Marsha Middleton	797	10	0	0	13	1	46	5	7	14	6	2	9	20	27	1	4	679	1	741
63 Fellowship	Daniel Humbert	491	7	0	1	13	22	0	9	0	1	0	2	4	0	13	0	1	497	7	522
64 Wylie	Kathryn Strempeke	698	25	1	0	16	15	66	10	3	13	3	0	0	21	15	2	2	620	0	660
65 Faithbridge	Discontinued	47	0	0	0	0	0	0	0	0	47	0	0	0	0	0	0	0	0	0	65
66 Princeton	Discontinued	92	2	0	0	0	0	0	51	0	30	12	1	0	0	0	0	0	0	0	66
67 Good Seed	Merged	212	2	3	0	0	1	0	0	0	212	5	1	0	0	0	0	0	0	0	67
68 NORTH CENTRAL DISTRICT	Frank Alegria	0	0	0	0	0	0	0	0	0	0	0	0	0	0	0	0	0	0	0	68
TOTAL 2012		59382	1505	247	353	1440	824	2968	604	182	885	268	294	727	548	700	40	32	56321	182	58550
TOTAL 2011		59382	1563	181	16	1229	847	2274	402	53	603	233	271	635	553	700	45	33	57203	184	59382
Ine/Dec 2012 over 2011		0	-58	66	337	211	-23	694	202	129	282	35	23	92	-5	0	-5	-1	-882	-2	-832

North Central District Table 2

	CHURCH MEMBERSHIP					CHURCH SCHOOL AND SMALL GROUP MINISTRIES										UMM		UMW		
	Avg Attendance At All Weekly Worship Services	Number Of Persons Baptized This Year (All Ages)	Baptized Members Who Are Not Professing Members	Number Of Other Constituents	Total Enrolled In Confirmation Classes This Year	Children In All Christian Formation Groups And Small Group Ministries	Youth In All Christian Formation Groups And Small Group Ministries	Young Adults In All Christian Formation Groups And Small Group Ministries	Adults In All Christian Formation Groups and Small Group Ministries	Total Christian Formation Participants	Avg Weekly Attendance (all ages) In Sunday School	Persons (all ages) Active In Covenant Discipleship Groups	Participants In Vacation Bible School	Number Of Classes (All Ages) For Learning In Sunday School	Number Of Classes (All Ages) For Learning Other Than Sunday School	Number Of Short-Term Classes And Groups (All Ages)	Membership In United Methodist Men	Amount Paid for Projects	Membership In United Methodist Women	Amount Paid For Local Church And Community Work
	10	11	12	13	14	15	16	17	18	19	20	21	22	23	24	25	26	27	28	29
1 Creekwood	438	29	172	73	39	181	222	0	437	840	264	368	329	26	33	57	45	0	140	0
2 Allen First	838	18	27	267	39	112	54	203	310	679	369	1233	575	41	158	52	56	5434	53	9100
3 Suncrest	641	32	549	729	55	1315	135	20	634	2104	246	186	327	31	22	32	36	10000	62	4184
4 Anna	115	0	13	65	0	40	37	8	65	150	32	31	92	8	6	1	9	800	20	7200
5 Argyle	611	16	254	511	22	486	150	4	330	970	302	58	220	14	24	8	0	0	0	0
6 Aubrey	24	0	0	18	2	3	3	0	0	6	12	0	7	4	0	1	5	0	9	0
7 Blue Ridge	116	6	3	51	0	24	35	7	40	106	58	3	50	8	1	3	35	321	25	1273
8 Aldersgate	200	3	43	47	9	44	33	0	100	177	148	0	78	12	6	0	0	0	0	0
9 Carrollton First	596	20	10	121	9	164	70	49	230	513	403	230	286	31	43	4	55	0	107	1198
10 Celina	176	5	63	134	6	67	31	14	112	224	63	99	86	7	7	3	0	0	14	600
11 Chambersville	28	0	10	10	0	4	1	0	14	19	15	0	12	2	0	1	0	0	0	0
12 Cottage Hill	18	0	0	7	0	0	0	0	5	5	0	0	0	0	0	1	0	0	0	0
13 Copeville	23	0	2	8	0	0	0	2	11	13	7	0	0	1	1	1	0	0	0	0
14 Coppell First	775	30	340	412	46	312	165	68	601	1146	306	111	315	30	45	5	0	0	129	2686
15 Corinth: Faith	240	4	107	60	15	130	60	15	175	380	117	150	325	12	12	6	0	0	0	0
16 Denton Asbury	105	2	7	95	0	65	20	6	75	166	80	25	105	10	4	4	32	400	55	1000
17 Blue Mound	42	1	7	64	0	0	1	0	24	25	12	0	0	2	2	2	0	0	0	0
18 Cooper Creek	25	3	2	6	7	5	3	4	15	27	7	9	0	2	2	0	0	0	0	0
19 Denton First	759	13	157	248	30	452	85	9	304	850	421	27	336	17	3	76	0	0	148	3250
20 Denton Trinity	285	10	149	0	0	48	48	16	138	250	159	22	103	17	8	10	18	608	0	0
21 Christ Church of North Texas	60	3	3	0	2	25	24	20	10	79	120	60	25	4	5	2	20	0	20	0
22 Farmersville	130	5	8	31	0	81	13	15	132	241	89	9	228	10	4	1	23	1305	31	2877
23 Flower Mound	400	14	274	100	37	318	93	18	441	870	235	198	280	22	27	10	0	0	128	3391
24 Trietsch Memorial	1644	46	27	96	80	2233	330	165	2199	4927	996	541	1100	51	73	36	225	13931	0	0
25 Forney	204	3	56	158	0	115	31	25	160	331	110	47	250	17	47	9	0	0	77	9250

North Central District Table 2 (Continued)

		CHURCH MEMBERSHIP					CHURCH SCHOOL AND SMALL GROUP MINISTRIES										UMM		UMW		
		Avg Attendance At All Weekly Worship Services	Number Of Persons Baptized This Year (All Ages)	Baptized Members Who Are Not Professing Members	Number Of Other Constituents	Total Enrolled In Confirmation Classes This Year	Children In All Christian Formation Groups And Small Group Ministries	Youth In All Christian Formation Groups And Small Group Ministries	Young Adults In All Christian Formation Groups And Small Group Ministries	Adults In All Christian Formation Groups and Small Group Ministries	Total Christian Formation Participants	Avg Weekly Attendance (all ages) In Sunday School	Persons (all ages) Active In Covenant Discipleship Groups	Participants In Vacation Bible School	Number Of Classes (All Ages) For Learning In Sunday School	Number Of Classes (All Ages) For Learning Other Than Sunday School	Number Of Short-Term Classes And Groups (All Ages)	Membership In United Methodist Men	Amount Paid For Projects	Membership In United Methodist Women	Amount Paid For Local Church And Community Work
CHURCH NAME		10	11	12	13	14	15	16	17	18	19	20	21	22	23	24	25	26	27	28	29
26	Frisco First	578	34	317	314	28	275	97	0	351	723	373	36	400	43	6	35	33	2300	150	2542
27	Grace Avenue	844	39	667	264	45	695	295	98	370	1458	417	455	1400	26	26	40	0	0	0	
28	Cross Way	130	7	0	0	0	36	15	12	87	150	0	0	82	0	5	8	0	0	0	
29	Cornerstone	125	0	24	52	0	28	30	12	116	186	53	10	96	10	1	6	25	500	0	
30	Heath	152	4	40	19	5	60	35	10	160	265	79	39	65	10	8	10	27	0	0	
31	Josephine	24	0	0	0	2	3	4	4	13	24	11	0	7	1	1	0	0	0	0	
32	Justin	110	4	38	0	0	16	30	0	70	116	80	16	112	7	4	1	0	0	0	
33	Krum First	166	4	40	50	8	39	16	8	55	118	25	15	40	5	11	8	0	0	0	
34	Lake Cities	261	5	4	58	4	62	56	10	140	268	98	0	126	14	2	4	17	175	41	
35	Chinn's Chapel	54	1	0	77	0	14	11	10	36	71	5	29	0	1	3	4	0	0	0	
36	Lewisville First	554	13	115	75	16	419	60	142	785	1406	195	95	563	27	24	22	0	0	30	
37	Living Faith	30	6	0	2	0	7	6	0	12	25	13	0	0	3	0	0	0	0	0	
38	Vista Ridge	295	13	0	46	16	42	33	0	77	152	98	34	150	16	5	5	0	0	0	
39	Button Memorial	97	9	0	200	9	15	60	0	31	106	31	4	98	3	3	3	55	550	17	
40	Elm Ridge	41	1	0	39	4	8	7	0	8	23	23	0	30	4	0	0	0	0	0	
41	Oak Grove	66	0	18	31	0	12	5	6	72	95	32	0	60	6	3	5	0	0	20	
42	Good Shepherd	67	2	8	138	0	24	8	7	49	88	43	17	45	5	6	4	0	0	16	
43	McKinney First	1389	56	561	153	63	705	744	150	816	2415	771	545	582	45	11	17	0	0	121	
44	Stonebridge	916	39	528	1536	162	240	335	77	390	1042	329	47	820	31	25	24	0	0	0	
45	McKinney Wesley	130	2	37	98	5	20	26	0	100	146	76	28	142	11	10	3	0	0	0	
46	Pilot Point	52	0	9	16	0	6	4	0	12	22	11	0	26	2	0	2	0	0	0	
47	Plano Christ	2006	78	1304	741	71	1500	1021	159	2476	5156	961	2009	1100	114	110	122	200	2000	350	
48	Custer Road	1286	49	954	475	61	1402	813	90	2268	4573	873	729	824	74	64	59	90	8140	103	
49	Plano First	1136	27	516	239	30	594	153	11	1322	2080	567	629	413	45	62	42	60	11177	210	
50	St. Andrew	1890	89	1910	5043	66	924	55	118	806	1903	804	420	555	66	67	14	88	43010	132	

North Central District Table 2 (Continued)

		CHURCH MEMBERSHIP					CHURCH SCHOOL AND SMALL GROUP MINISTRIES													UMM		UMW	
		Avg Attendance At All Weekly Worship Services	Number Of Persons Baptized This Year (All Ages)	Baptized Members Who Are Not Professing Members	Number Of Other Constituents	Total Enrolled In Confirmation Classes This Year	Children In All Christian Formation Groups And Small Group Ministries	Youth In All Christian Formation Groups And Small Group Ministries	Young Adults In All Christian Formation Groups And Small Group Ministries	Adults In All Christian Formation Groups and Small Group Ministries	Total Christian Formation Participants	Avg Weekly Attendance (all ages) In Sunday School	Persons (all ages) Active In Covenant Discipleship Groups	Participants In Vacation Bible School	Number Of Classes (All Ages) For Learning In Sunday School	Number Of Classes (All Ages) For Learning Other Than Sunday School	Number Of Short-Term Classes And Groups (All Ages)	Membership In United Methodist Men	Amount Paid For Projects	Membership In United Methodist Women	Amount Paid For Local Church And Community Work		
CHURCH NAME		10	11	12	13	14	15	16	17	18	19	20	21	22	23	24	25	26	27	28	29		
51	Pleasant Grove	22	0	0	2	0	6	1	2	5	14	5	0	0	2	0	0	0	0	0	0		
52	Verona	18	0	0	6	0	0	0	0	4	4	4	0	0	1	0	0	0	0	0	0		
53	Ponder	91	5	27	25	0	13	38	0	19	70	28	0	76	4	3	1	0	0	0	0		
54	Prosper	201	4	102	75	13	67	17	1	95	180	91	24	157	12	5	3	0	0	26	100		
55	Rockwall First	908	23	573	321	51	574	291	65	412	1342	443	475	863	34	16	13	0	0	35	16500		
56	Rowlett First	655	15	287	85	14	355	175	20	590	1140	350	0	355	29	9	32	45	13735	170	5461		
57	Royse City First	213	3	47	51	3	68	21	17	127	233	117	78	107	10	6	7	0	0	26	520		
58	Sachse First	283	4	0	66	7	472	85	22	223	802	137	45	270	13	8	4	34	445	41	500		
59	Pleasant Valley	64	4	3	25	0	10	2	6	19	37	22	0	0	9	3	3	7	0	12	0		
60	Sanger	50	0	0	8	0	0	0	0	15	15	0	0	20	2	2	2	6	700	10	500		
61	Stony	15	0	3	10	0	0	0	0	6	6	6	0	0	1	0	0	0	0	0	0		
62	The Colony First	340	11	128	63	4	41	28	15	168	252	86	31	132	10	10	10	30	2285	40	3974		
63	Fellowship	336	16	97	375	14	65	35	8	285	393	165	75	250	16	3	15	10	2500	0	0		
64	Wylie	352	16	4	145	25	128	112	14	140	394	199	95	300	28	23	7	54	1923	53	509		
65	Faithbridge	0	0	0	0	0	0	0	0	0	0	0	0	0	0	0	0	0	0	0	0		
66	Princeton	25	0	4	3	0	0	2	0	12	14	10	6	0	2	1	3	0	0	12	600		
67	Good Seed	125	1	1	24	5	16	31	11	66	124	101	21	30	5	4	4	40	100	65	200		
68	NORTH CENTRAL DISTRICT	0	0	0	0	0	0	0	0	0	0	0	0	0	0	0	0	0	0	0	0		
TOTAL 2012		24590	847	10649	14261	1129	15185	6401	1773	19370	42729	12303	9414	15425	1126	1083	867	1380	122339	2698	131758		
TOTAL 2011		24335	963	10816	13865	1291	15985	7463	2941	20104	46493	12404	9541	15563	1116	959	813	1478	125142	2554	136845		
Inc/Dec 2012 over 2011		255	-116	-167	396	-162	-800	-1062	-1168	-734	-3764	-101	-127	-138	10	124	54	-98	-2803	144	-5087		

North Central District Table 3

	MISSION AND COMMUNITY MINISTRIES								PROPERTY AND OTHER ASSETS				CONNECTIONAL PROGRAMS							
	CHURCH NAME	30a	30b	31a	31b	32	33	34	35	36	37	38	39	40a	40b	42	43	44	45	46
1	Creekwood	2	95	4	82	5	275	16	1634	5350733	449649	2528208	0	68288	68288	0	0	0	0	3741
2	Allen First	4	173	10	1073	2	242	9	802	7250000	819730	2387040	0	162602	162602	0	0	0	0	0
3	Suncreek	6	130	31	1119	2	225	23	3900	6499517	294659	4410414	0	110790	110790	3690	0	9000	0	290
4	Anna	0	0	3	40	0	0	6	300	433700	122757	0	0	12843	12843	0	0	0	0	0
5	Argyle	1	10	4	102	11	175	10	1400	4138000	467935	3485374	0	104691	104691	3645	0	0	0	2500
6	Aubrey	0	0	0	1	0	0	0	0	441000	69738	47002	0	4449	4449	103	0	1695	0	0
7	Blue Ridge	0	0	0	0	1	25	3	55	1119230	223409	0	0	11409	11409	94	0	0	0	0
8	Aldersgate	0	0	1	24	0	0	6	75	3399239	129084	1169712	0	32781	32781	475	0	0	0	2500
9	Carrollton First	0	1	7	75	5	573	15	1385	14173514	1301219	7486165	0	91862	91862	1306	0	0	0	213
10	Celina	1	8	2	35	5	85	16	935	1325000	107250	0	0	25648	25648	0	0	10	0	0
11	Chambersville	0	0	0	0	0	0	1	6	650000	72166	0	0	5126	5126	1824	0	0	0	0
12	Cottage Hill	0	0	0	0	0	0	0	0	149000	28025	0	0	2262	2262	80	0	0	0	0
13	Copeville	0	0	1	4	0	0	3	42	285000	124848	0	0	5376	5376	0	0	0	0	0
14	Coppell First	0	0	3	235	1	200	13	3043	8500000	716436	732588	83646	200935	200935	1750	0	3000	0	11508
15	Corinth: Faith	0	0	2	45	0	0	2	50	3125000	17000	2927322	0	28930	28930	150	0	0	0	0
16	Denton Asbury	0	0	1	14	3	125	4	5000	2309878	80587	773203	0	36450	36450	0	0	0	0	0
17	Blue Mound	0	0	0	23	0	0	5	120	1388240	165746	0	0	7622	7622	0	0	0	0	143
18	Cooper Creek	0	0	0	15	0	0	14	0	310000	109040	0	0	3262	3262	0	0	0	0	178
19	Denton First	0	0	4	213	7	275	40	1250	20070758	2520704	1554718	510385	163565	163565	12978	0	0	0	6775
20	Denton Trinity	2	36	2	0	3	178	9	461	2141000	38825	729991	0	40207	40207	0	0	0	0	0
21	Christ Church of North Texas	0	0	0	0	0	0	0	0	1100000	250000	900000	0	0	0	0	0	0	0	0
22	Farmersville	0	0	1	15	3	72	3	125	2058000	78025	0	0	25993	25993	2525	0	1100	0	500
23	Flower Mound	0	0	27	595	10	694	10	2300	5254778	205096	1123393	0	72967	72967	1670	0	0	0	16988
24	Trietsch Memorial	0	0	13	960	7	1501	17	2521	19303454	553521	8184159	0	307746	307746	14400	0	2166	0	11400
25	Forney	0	0	0	60	7	180	7	1615	3516000	298200	827425	3150	33025	33025	601	0	0	0	2954

North Central District Table 3 (Continued)

	MISSION AND COMMUNITY MINISTRIES										PROPERTY AND OTHER ASSETS				CONNECTIONAL PROGRAMS																										
	CHURCH NAME	30a	30b	31a	31b	32	33	34	35	36	37	38	39	40a	40b	42	43	44	45	46	Other Funds For Connectional Mission And Ministry	Youth Service Fund	Annual Conference Advance Specials	World Service Special Gifts	General Advance Specials Gifts	Total PAID By Local Church For All Appointed Causes To AC Treasurer	Total APPORTIONED To Local Church For All Causes Paid To AC Treasurer	Other Debt	Debts Secured By Church Physical Assets	Market Value Of Other Church-Owned Assets	Market Value Of Church-Owned Land, Buildings And Equipment	Number Of Persons Served By Community Ministries For Outreach, Justice, And Mercy	Number Of Community Ministries For Outreach, Justice, And Mercy	Number Of Persons Served By Community Ministries For Daycare And/Or Education	Number Of Community Ministries For Daycare And/Or Education	Number Of Persons Sent On Other Mission Teams From Local Church	Number Of Other Mission Teams Sent From Local Church	Number Of Persons Sent On UNIVM Teams From Local Church	Number UNIVM Teams Sent From Local Church		
26	Frisco First		0	8	151	9	1659	5	278	9788540	300303	4625486	0	93824	93824	2280	0	0	0	500	26																				
27	Grace Avenue	4	41	15	395	13	1500	5	201	10061967	465420	8514422	0	139071	139071	212	0	0	0	0	27																				
28	Cross Way	0	0	0	9	0	0	22	2700	0	30000	0	0	0	0	0	0	0	0	0	28																				
29	Cornerstone	0	0	5	42	5	128	4	240	2082049	175376	810748	0	24805	24805	0	0	0	0	132	29																				
30	Heath	0	0	1	7	4	165	9	200	2651765	962522	909791	0	37919	37919	0	0	1	0	500	30																				
31	Josephine	0	0	0	0	0	0	0	0	100000	27589	0	0	1544	1544	0	0	0	0	0	31																				
32	Justin	0	0	0	10	1	30	4	110	727000	74333	124805	265	24362	21926	0	0	0	0	0	32																				
33	Krum First	0	0	8	120	7	99	6	200	2150692	92238	938609	0	18370	18370	0	0	0	0	0	33																				
34	Lake Cities	1	9	2	36	1	86	2	680	2305653	116748	340285	0	40880	40880	250	0	0	0	673	34																				
35	Chinn's Chapel	0	0	2	7	0	0	9	70	550000	90000	0	0	9066	9066	506	0	0	0	250	35																				
36	Lewisville First	0	0	19	345	11	738	17	6680	7077840	266330	702035	0	85045	85045	9125	0	0	0	4548	36																				
37	Living Faith	0	0	0	0	0	0	0	0	5000	132000	0	0	2853	1000	0	0	0	0	0	37																				
38	Vista Ridge	1	17	2	26	1	88	21	425	3852922	240633	1417557	0	60208	60208	669	0	0	0	5594	38																				
39	Button Memorial	0	0	3	16	1	25	10	1150	1455885	7743	343201	0	19277	19277	1084	0	0	0	1603	39																				
40	Elm Ridge	0	0	0	0	1	30	5	500	522800	113688	0	0	1704	0	0	0	0	0	40																					
41	Oak Grove	0	0	1	8	3	121	25	700	650000	439643	0	0	8049	8049	1847	0	0	0	115	41																				
42	Good Shepherd	0	0	5	22	3	103	32	1898	1167285	68874	0	0	15608	15608	1449	0	15	0	371	42																				
43	McKinney First	2	20	6	130	7	715	5	712	8870851	3898732	5682924	0	192204	192204	37639	0	0	0	7900	43																				
44	Stonebridge	3	33	14	430	18	2826	32	2120	7847941	795396	5207465	0	134971	94480	8221	0	0	0	0	44																				
45	McKinney Wesley	0	0	1	23	2	142	2	99	3991129	239000	1192182	0	32522	11850	0	0	0	0	0	45																				
46	Pilot Point	0	0	1	6	0	0	1	25	837000	27574	25000	0	9753	9753	130	0	0	0	0	46																				
47	Plano Christ	3	40	20	3000	12	3000	150	7000	29029728	3170372	13519026	0	340171	340171	2645	0	0	0	0	47																				
48	Custer Road	0	0	10	353	4	322	34	8300	18997590	1159111	1062839	0	421370	421370	5485	0	0	0	7417	48																				
49	Plano First	0	0	0	477	32	1288	18	1003	13628838	443488	5284925	0	173495	173495	50	0	0	0	1500	49																				
50	St. Andrew	0	6	367	4593	5	1018	5	35977	26000000	1700000	9310000	0	340076	340076	16266	0	0	0	0	50																				

North Central District Table 3 (Continued)

	MISSION AND COMMUNITY MINISTRIES									PROPERTY AND OTHER ASSETS				CONNECTIONAL PROGRAMS						
	CHURCH NAME	30a	30b	31a	31b	32	33	34	35	36	37	38	39	40a	40b	42	43	44	45	46
51	Pleasant Grove	0	0	0	0	0	0	3	100	49500	4028	0	0	1279	1279	0	0	0	0	0
52	Verona	0	0	0	0	0	0	1	15	49500	23886	0	0	1072	965	0	0	0	0	0
53	Ponder	0	0	0	0	0	0	1	30	550000	25353	324162	0	8811	8811	0	0	0	0	0
54	Prosper	1	7	4	24	20	197	2	2000	2100400	8000000	445557	0	37435	37435	5000	0	0	0	0
55	Rockwall First	3	48	5	373	9	423	8	1776	13880000	1114622	3406802	0	162298	162298	2500	0	3480	0	3656
56	Rowlett First	1	9	2	66	4	369	3	200	4050000	956361	743896	0	104595	104595	0	0	0	0	500
57	Royce City First	0	0	2	31	1	10	7	425	2712000	97954	60899	0	28134	28134	0	0	0	0	0
58	Sachse First	0	0	0	0	1	23	2	10	2675233	104842	773125	36000	37899	37899	1781	0	0	0	0
59	Pleasant Valley	0	0	0	0	0	0	0	0	550000	182000	0	0	5146	5146	0	0	0	0	0
60	Sanger	0	0	0	0	0	0	10	300	810425	51687	0	0	7764	3950	44	0	0	0	77
61	Stony	0	0	0	0	0	0	2	50	219981	25323	0	0	1972	1972	300	0	0	0	0
62	The Colony First	1	14	5	56	10	132	16	915	2038573	12367	331759	0	55230	27615	2030	0	0	0	0
63	Fellowship	0	0	3	49	1	185	3	300	3248305	123736	1082691	0	47845	47845	1964	0	0	0	2500
64	Wylie	0	0	5	97	2	167	9	1360	3600000	300000	1940225	0	60605	60605	357	0	0	0	332
65	Faithbridge	0	0	0	0	0	0	0	0	0	0	0	0	0	0	0	0	0	0	0
66	Princeton	0	0	5	22	0	0	2	15	706559	3500	0	0	9080	9080	0	0	0	0	0
67	Good Seed	0	0	0	0	0	0	0	3	1500000	25000	890000	0	15362	1000	0	0	0	0	0
68	NORTH CENTRAL DISTRICT	0	0	0	0	0	0	0	0	0	0	0	0	0	11821	0	0	0	0	0
	TOTAL 2012	36	697	637	15654	260	20414	724	105786	307383992	35331421	109277130	633446	4370503	4269270	147125	0	20467	0	97858
	TOTAL 2011	37	657	414	10877	264	19334	1996	90922	301620983	30685748	106325450	75793	4417066	4233415	200606	0	12558	0	150864
	Inc/Dec 2012 over 2011	-1	40	223	4777	-4	1080	-1272	14864	5763009	4645673	2951680	557653	-46563	35855	-53481	0	7909	0	-53006

North Central District Table 4

		CONNECTIONAL PROGRAMS									MINISTERIAL SUPPORT							
		Annual Conference Special Sunday Offerings	Benevolences Directly To U/M Causes (Not To AC Treasurer)	Benevolences Paid Directly To Non-U/M Benevolent And Charitable Causes	Human Relations Day	One Great Hour Of Sharing	Peace With Justice	Native American Ministries	World Communion	U/M Student Day	Direct-Billed Clergy Non-Health Benefits (Pension)	Direct-Billed Clergy Health Benefits	Base Compensation To Pastor	Base Compensation To Associate(s)	Housing And Utilities And/Or Related Allowances—Pastor And Associate(s)	Accountable Reimbursements—Pastor And Associate(s)	Other Cash Allowances (Non-Accountable)—Pastor And Associate(s)	Salary And Benefits For Deacons
CHURCH NAME		47	48	49	50a	50b	50c	50d	50e	50f	51	52	53	54	55	56	57	58
1	Creekwood	0	14422	51634	0	0	0	0	0	0	9267	8140	73100	0	46000	0	0	0
2	Allen First	0	61409	0	0	0	0	0	0	0	27537	24420	75705	85128	131414	0	22748	83698
3	Suncreek	0	42560	72515	0	0	828	0	0	0	10012	8140	74982	23500	36048	6329	0	0
4	Anna	0	328	1075	0	0	0	0	0	0	7979	8140	30924	0	12000	7500	0	0
5	Argyle	2000	11984	187337	250	1000	200	150	0	0	9704	8140	52920	0	47080	0	0	57832
6	Aubrey	0	0	0	0	0	0	0	0	0	4193	0	4100	0	23923	0	0	0
7	Blue Ridge	0	3047	2125	0	0	0	0	0	0	8113	8140	30627	3077	6000	8095	0	0
8	Aldersgate	0	0	0	0	0	0	0	0	0	8356	8140	44304	0	3600	1200	0	0
9	Carrollton First	251	0	249796	0	435	0	0	0	208	19009	16280	81808	31440	74500	13821	0	0
10	Celina	0	450	3500	0	0	0	0	0	0	9376	8858	42613	0	28200	6858	7600	0
11	Chambersville	0	0	2188	0	588	0	0	0	0	2073	0	9000	0	3000	0	3000	0
12	Cottage Hill	0	0	0	0	100	0	0	0	0	2073	0	8192	0	3267	0	0	0
13	Copeville	0	1000	3600	0	212	0	0	0	0	0	0	21400	0	0	0	0	0
14	Coppell First	0	11482	68315	0	0	0	0	0	0	19129	16280	89540	36253	65701	6000	0	76558
15	Corinth: Faith	0	15015	2000	0	0	0	0	0	0	8900	8140	48200	0	25000	0	732	14
16	Denton Asbury	0	0	0	0	0	0	0	0	0	9179	8140	58500	0	24000	0	0	0
17	Blue Mound	278	0	0	0	0	0	0	0	0	7947	8140	18432	0	18000	0	0	0
18	Cooper Creek	50	530	477	0	66	0	0	0	0	0	0	600	0	16400	0	0	0
19	Denton First	0	19753	92113	750	0	0	0	750	750	31614	24420	63485	95433	120469	6646	0	0
20	Denton Trinity	0	4571	12060	0	250	0	0	207	0	9216	8140	45766	0	27332	8300	0	0
21	Christ Church of North Texas	0	0	0	0	0	0	0	0	0	0	0	18000	0	0	0	0	0
22	Farmersville	0	0	3889	0	0	0	0	0	0	8977	8140	55927	0	5143	1620	2268	0
23	Flower Mound	0	10367	57800	0	0	519	0	0	0	13015	11609	48140	12295	37896	2955	0	42017
24	Trietsch Memorial	8778	0	331207	0	0	0	0	0	0	20047	18590	98000	75779	98311	11727	0	246687
25	Forney	0	1334	2884	0	0	0	0	0	0	8692	8140	41386	0	24900	6328	5048	0

North Central District Table 4 (Continued)

	CONNECTIONAL PROGRAMS										MINISTERIAL PROGRAMS							
	Annual Conference Special Sunday Offerings	Benevolences Directly To UMC Causes (Not To AC/Treasurer)	Benevolences Paid Directly To Non- UMC Benevolent And Charitable Causes	Human Relations Day	One Great Hour Of Sharing	Peace With Justice	Native American Ministries	World Communion	UM Student Day	Direct-Billed Clergy (Non-Health Benefits (Pension))	Direct-Billed Clergy Health Benefits	Base Compensation To Pastor	Base Compensation To Associate(s)	Housing And Utilities And/Or Related Allowances— Pastor And Associate(s)	Accountable Reimbursements— Pastor And Associate(s)	Other Cash Allowances (Non-Accountable)— Pastor And Associate(s)	Salary And Benefits For Deacons	
	47	48	49	50a	50b	50c	50d	50e	50f	51	52	53	54	55	56	57	58	
26 Frisco First	50	918	70635	0	10	154	60	0	0	21060	11840	92500	59683	78667	10708	0	26	
27 Grace Avenue	0	49956	438	0	0	0	0	0	0	17162	8140	75181	98634	27500	0	12792	17298	
28 Cross Way	0	0	0	0	0	0	0	0	0	0	0	0	0	0	0	0	28	
29 Cornerstone	0	0	45001	0	315	413	0	0	0	8422	8140	43723	0	24733	3250	0	29	
30 Heath	0	1862	9983	0	0	0	0	0	0	8502	8140	51928	0	15362	4841	0	30	
31 Josephine	0	0	2664	0	0	0	0	0	0	0	0	600	0	7800	840	0	31	
32 Justin	0	760	7366	168	190	0	402	0	0	8993	8140	49044	0	12000	0	500	32	
33 Krum First	0	0	3393	0	0	0	0	0	0	8954	8140	55000	300	4750	0	0	33	
34 Lake Cities	0	0	12594	0	477	0	0	0	0	7078	9513	27828	6751	39670	3262	0	34	
35 Chinn's Chapel	0	0	380	0	0	0	0	0	0	8399	8140	29000	0	28000	4882	0	35	
36 Lewisville First	0	0	394841	0	0	0	0	0	0	9956	8140	58993	0	42500	3000	5610	36	
37 Living Faith	0	440	0	0	0	0	0	0	0	0	0	0	0	5000	0	0	37	
38 Vista Ridge	621	0	11114	0	348	0	0	0	0	9011	8140	39912	0	37000	5592	11374	38	
39 Button Memorial	0	0	14338	0	0	74	0	0	0	8601	8140	48618	0	17000	833	0	39	
40 Elm Ridge	0	0	1151	0	0	0	0	0	0	1874	0	2000	0	4600	0	0	40	
41 Oak Grove	0	1032	5848	0	0	0	0	0	0	5788	6919	18432	0	26000	1989	0	41	
42 Good Shepherd	0	15365	597	0	0	0	0	0	0	8290	8140	28868	0	24000	3000	0	42	
43 McKinney First	0	75795	66294	0	2253	0	0	0	0	57862	53639	79223	154608	88342	38485	27918	117407	
44 Stonebridge	0	0	76862	0	0	0	0	0	0	22832	16280	77134	32040	56490	5580	0	30489	
45 McKinney Wesley	0	0	0	0	0	0	0	0	0	6696	6660	35635	0	6599	1333	0	45	
46 Pilot Point	0	0	75	0	0	0	0	0	200	7128	3700	32266	0	3507	1885	0	46	
47 Plano Christ	0	1460	671917	0	0	0	0	0	0	21436	16280	131600	66225	108000	0	7315	0	
48 Custer Road	0	70959	67629	0	500	0	0	0	0	42220	37000	124121	62973	115528	19321	13519	132571	
49 Plano First	250	0	21100	0	0	0	0	0	0	34456	34040	114380	110020	97042	10490	0	49	
50 St. Andrew	0	61612	336268	0	0	0	0	0	0	69483	62734	200718	175979	233349	6000	56248	84781	

North Central District Table 4 (Continued)

		CONNECTIONAL PROGRAMS										MINISTERIAL SUPPORT							
		Annual Conference Special Sundry Offerings	Benevolences Directly To UM Causes (Not To AC Treasurer)	Benevolences Paid Directly To Non-UM Benevolent And Charitable Causes	Human Relations Day	One Great Hour Of Sharing	Peace With Justice	Native American Ministries	World Communion	UM Student Day	Direct-Billed Clergy Non-Health Benefits (Pension)	Direct-Billed Clergy Health Benefits	Base Compensation To Pastor	Base Compensation To Associate(s)	Housing And Utilities And/Or Related Allowances—Pastor And Associate(s)	Accountable Reimbursements—Pastor And Associate(s)	Other Cash Allowances (Non-Accountable)—Pastor And Associate(s)	Salary And Benefits For Deacons	
	CHURCH NAME	47	48	49	50a	50b	50c	50d	50e	50f	51	52	53	54	55	56	57	58	
51	Pleasant Grove	0	0	0	0	0	0	0	0	0	0	0	5200	0	0	0	0	51	
52	Verona	0	0	0	0	0	0	0	0	0	0	0	3600	0	0	0	0	52	
53	Ponder	0	0	0	0	0	0	0	0	0	0	0	6500	0	16000	0	6000	53	
54	Prosper	0	0	0	1197	0	0	0	0	0	8241	8140	48634	0	5786	13500	0	54	
55	Rockwall First	3963	11989	66239	0	0	0	0	0	0	42293	40700	81189	17550	39372	15198	11374	192838	
56	Rowlett First	0	10574	209417	0	0	0	0	0	0	17066	20338	67706	59574	102500	5916	0	56	
57	Royce City First	0	8591	0	0	0	0	0	0	0	8712	8140	26927	0	40000	6000	0	57	
58	Sachse First	0	424	28173	0	0	0	0	0	0	8502	8140	48520	9583	15000	0	7315	58	
59	Pleasant Valley	0	0	0	0	0	0	0	0	0	0	0	4251	0	18700	0	0	59	
60	Sanger	0	0	7749	0	434	0	0	0	0	3680	3774	20587	0	18250	0	0	60	
61	Stony	0	0	0	0	0	0	0	0	0	0	0	10400	0	0	800	0	61	
62	The Colony First	0	0	15584	0	0	0	0	0	0	19196	16280	52971	21480	45281	8013	0	62	
63	Fellowship	11398	5400	59902	84	88	0	30	163	138	9086	8140	49289	0	31350	6519	0	63	
64	Wylie	0	599	26449	0	453	0	0	0	0	8570	8140	48915	13656	13500	5389	0	64	
65	Faithbridge	0	0	0	0	0	0	0	0	0	0	0	0	0	0	0	0	65	
66	Princeton	0	0	2900	0	0	0	0	0	0	0	0	34500	0	0	500	0	66	
67	Good Seed	0	0	0	0	0	0	0	0	0	0	0	18000	0	0	500	4000	67	
68	NORTH CENTRAL DISTRICT	0	0	0	0	0	0	0	0	0	0	0	0	0	0	0	0	68	
TOTAL 2012		27639	515988	3382613	1252	7719	2188	642	1120	1296	773957	679934	3079544	1251961	2327362	275005	205361	1082176	
TOTAL 2011		20285	346365	3365325	714	9625	2470	641	1213	465	709029	662373	2955380	1312490	3036607	251798	247906	1145288	
Inc/Dec 2012 over 2011		7354	169623	17288	538	-1906	-282	1	-93	831	64928	17561	124164	-60529	-709245	23207	-42545	-63112	

North Central District Table 5

		LOCAL CHURCH EXPENDITURES					RECEIVED FOR ANNUAL BUDGET/SPENDING PLAN									
		Salary And Benefits For All Other Church Staff	Program Expenses	Other Operating Expenses	Principal And Interest On Indebtedness, Loans, Mortgages, Etc.	Capital Expenditures For Building, Improvements, And Major Equipment Purchases	TOTAL AMOUNT PAID BY LOCAL CHURCH ON ALL EXPENDITURES	Number Of Households Giving To Local Church	Amount Received Through Pledges	Amount Received From Non-Pledging But Identified Givers	Amount Received From Unidentified Givers	Amount Received From Interest and Dividends	Amount Received From Sale of Church Assets	Amount Received Through Building Use Fees, Contributions, And Rentals	Amount Received Through Fundraisers And Other Sources	TOTAL INCOME FOR ANNUAL BUDGET/SPENDING PLAN
	CHURCH NAME	60	61	62	63	64	65	66	67a	67b	67c	67d	67e	67f	67g	67
1	Creekwood	322454	73676	116047	300820	61000	1148589	445	716996	277016	27872	0	0	0	0	1021884
2	Allen First	513605	104634	283773	196008	80677	1853358	726	1493101	214652	21886	0	0	73826	75588	1879053
3	Suncreek	448228	77692	110530	642273	22184	1699591	659	835325	359767	25560	18	0	62926	8273	1291869
4	Anna	21514	9478	22093	0	8337	142211	94	0	107647	12554	850	0	0	958	122009
5	Argyle	430831	123816	186771	189612	377813	1798276	422	873352	347645	25677	1304	0	1268	72664	1321910
6	Aubrey	3963	584	11301	6828	18262	79401	36	25131	24009	1342	0	0	0	27	50509
7	Blue Ridge	23516	4081	31855	68001	0	208180	39	0	183225	4753	268	0	257	1420	189923
8	Aldersgate	97528	5950	78659	83910	0	367403	154	290729	58727	7450	0	0	0	8799	365705
9	Carrollton First	397507	82068	159969	927098	28756	2176327	368	295857	1252940	14179	7561	0	2275	0	1572812
10	Celina	174500	13250	24310	8500	5500	359173	142	277360	123890	6512	0	0	100	0	407862
11	Chambersville	10669	2400	6560	0	0	46428	30	0	24481	17618	0	0	2892	8900	53891
12	Cottage Hill	0	485	3465	0	0	19924	21	0	22623	1660	70	0	0	0	24353
13	Copeville	595	2756	14665	0	0	49604	18	0	31512	9289	15	0	0	0	40816
14	Coppell First	817542	148602	370525	530221	125197	2598538	825	1679139	410757	32219	854	0	19030	3088	2145087
15	Corinth: Faith	184123	23655	55143	109551	26699	536238	250	300429	70028	6603	72	0	50	21081	398263
16	Denton Asbury	107534	17022	63000	72527	0	396352	105	342500	9045	2000	0	0	215	0	353760
17	Blue Mound	7985	2151	18100	0	0	88798	20	0	58876	3210	55	0	3068	10150	75359
18	Cooper Creek	1530	1036	8284	0	0	32413	14	0	27385	1840	0	0	0	0	29225
19	Denton First	654454	59121	443976	209568	45500	2052120	768	1564699	234736	28037	786	0	10057	0	1838315
20	Denton Trinity	147785	6134	63646	36784	27144	437542	268	187805	172360	5403	0	0	30752	49	396369
21	Christ Church of North Texas	5000	5000	30000	30000	1000	89000	20	30000	10000	2000	1000	0	0	0	43000
22	Farmersville	44504	1102	35953	0	0	197641	102	0	240419	4266	71	0	0	0	244756
23	Flower Mound	279721	52869	114249	283000	58278	1116355	327	488666	271591	19277	385	0	1399	25781	807099
24	Trietsch Memorial	990790	80366	575028	368658	205876	3465556	1365	1976051	989767	51065	103	0	37699	3100	3057785
25	Forney	88099	14243	77601	103119	14309	432663	136	0	280262	7540	0	0	35560	0	323362

North Central District Table 5 (Continued)

	LOCAL CHURCH EXPENDITURES						RECEIVED FOR ANNUAL BUDGET/SPENDING PLAN									
	Church Name	60	61	62	63	64	65	66	67a	67b	67c	67d	67e	67f	67g	67
		Salary And Benefits For All Other Church Staff	Program Expenses	Other Operating Expenses	Principal And Interest On Indebtedness, Loans, Mortgages, Etc.	Capital Expenditures For Building, Improvements, And Major Equipment Purchases	TOTAL AMOUNT PAID BY LOCAL CHURCH ON ALL EXPENDITURES	Number Of Households Giving To Local Church	Amount Received Through Pledges	Amount Received From Non-Pledging, But Identified Givers	Amount Received From Unidentified Givers	Amount Received From Interest and Dividends	Amount Received From Sale of Church Assets	Amount Received Through Building Use Fees, Contributions, And Rentals	Amount Received Through Fundraising And Other Sources	TOTAL INCOME FOR ANNUAL BUDGET/SPENDING PLAN
26	Frisco First	376467	88047	228130	622957	93541	1852031	632	1142030	187135	21806	0	0	189341	6184	1546496
27	Grace Avenue	644632	55276	281656	436973	150299	2015220	1145	1114674	287489	44110	13	0	0	38522	1484808
28	Cross Way	72944	5041	45159	0	0	123144	591	13429	95556	1017	0	0	0	0	110002
29	Cornerstone	54881	3137	65752	38984	36611	358299	126	62371	190646	0	52	0	20	9300	262389
30	Heath	91465	20318	92877	63003	172512	579213	185	97420	207804	5410	172	0	1375	0	312181
31	Josephine	0	602	6590	0	0	20640	13	0	28380	0	0	0	0	405	28785
32	Justin	74256	43614	64482	16230	4861	312932	120	304385	0	0	0	0	0	0	304385
33	Krum First	66630	9708	14015	81648	3200	274108	97	0	155144	6209	0	0	23697	1367	186417
34	Lake Cities	107903	16756	47491	42485	0	363611	318	208706	138901	8963	0	0	3000	4652	364222
35	Chinn's Chapel	5600	11076	12897	0	350	118546	67	0	91667	11482	101	0	4200	4191	111641
36	Lewisville First	277189	36168	134165	282494	64661	1416435	370	736597	232320	41867	154	0	13637	16175	1040750
37	Living Faith	0	1964	7673	5655	257	21989	14	0	22415	2295	0	0	0	0	24710
38	Vista Ridge	239705	74719	95690	242600	1768	844065	287	474471	129843	5648	55	0	265	67151	677433
39	Button Memorial	32329	4904	30289	33380	1481	221951	72	0	173474	13506	1	0	6450	1893	195324
40	Elm Ridge	0	3498	7885	0	2878	23886	0	0	21576	5414	0	0	0	0	26990
41	Oak Grove	19107	7754	18140	0	12450	133470	65	0	128520	9092	0	0	0	3696	141308
42	Good Shepherd	35051	4040	22161	0	4562	171517	48	24452	137154	4521	67	0	826	6117	173137
43	McKinney First	661009	209147	344395	192680	482813	2970613	1511	1260183	726340	99623	7714	0	23233	195818	2312911
44	Stonebridge	561460	23597	122579	484017	55097	1667158	744	977735	781403	44960	50	0	21650	113079	1938877
45	McKinney Wesley	77739	5377	92230	55069	0	299188	127	122852	140287	3992	0	0	26532	0	293663
46	Pilot Point	1923	2929	32420	532	7853	104301	47	66441	22730	2713	139	0	4117	0	96140
47	Plano Christ	1116491	202799	598172	1402255	69709	4756475	2046	3376970	670532	67413	43	0	9214	64800	4188972
48	Custer Road	1184030	181591	694025	329444	70851	3580554	1511	2865849	612944	33337	13660	0	1850	200599	3728239
49	Plano First	742428	182640	302237	324174	0	2148302	1134	1459980	587212	28637	38	0	1645	26524	2104036
50	St. Andrew	709708	224726	412785	697439	1422815	5110987	1796	3742927	1190236	125826	29	0	36367	0	5095385

North Central District Table 5 (Continued)

	LOCAL CHURCH EXPENDITURES						RECEIVED FOR ANNUAL BUDGET/SPENDING PLAN									
	CHURCH NAME	60	61	62	63	64	65	66	67a	67b	67c	67d	67e	67f	67g	67
		Salary And Benefits For All Other Church Staff	Program Expenses	Other Operating Expenses	Principal And Interest On Indebtedness, Loans, Mortgages, Etc.	Capital Expenditures For Building, Improvements, And Major Equipment Purchases	TOTAL AMOUNT PAID BY LOCAL CHURCH ON ALL EXPENDITURES	Number Of Households Giving To Local Church	Amount Received Through Pledges	Amount Received From Non-Pledging But Identified Givers	Amount Received From Unidentified Givers	Amount Received From Interest and Dividends	Amount Received From Sale of Church Assets	Amount Received Through Building Use Fees, Contributions, And Rentals	Amount Received Through Fundraisers And Other Sources	TOTAL INCOME FOR ANNUAL BUDGET/SPENDING PLAN
51	Pleasant Grove	500	20	2700	0	0	9699	7	0	8725	0	0	0	100	0	8825
52	Verona	0	500	3000	0	0	8065	11	0	8025	0	0	0	0	0	8025
53	Ponder	35660	12000	22880	29887	12500	150238	44	0	114400	0	25	0	0	0	114425
54	Prosper	104721	25910	96064	23617	0	378245	414	218018	134583	7807	32	0	4500	15681	380621
55	Rockwall First	379450	127096	342193	403200	42222	1988800	837	507710	1541039	58702	9907	0	52745	0	2170103
56	Rowlett First	356371	73227	86189	83012	24798	1221783	650	649981	281669	24100	4048	0	0	64648	1024446
57	Royse City First	79827	38444	74261	11392	53169	383597	159	0	309332	10443	351	0	1500	9427	331053
58	Sachse First	99549	23023	81750	73868	8620	452147	212	308460	92094	10998	19	0	9657	1592	422820
59	Pleasant Valley	6000	4229	8000	0	0	46326	75	32433	31092	3842	125	150000	0	0	217492
60	Sanger	4615	806	6570	0	0	70536	40	27691	43205	2562	40	0	2365	0	75863
61	Stony	0	50	4745	0	0	18267	17	0	18009	0	0	0	0	0	18009
62	The Colony First	107659	16760	69331	34101	0	436301	256	216543	151793	2231	14	0	21985	0	392566
63	Fellowship	187491	61702	92124	236950	46399	858562	321	438208	252803	15459	554	0	16030	0	723054
64	Wylie	254438	38213	98602	155149	1851	735218	253	463364	138097	6039	42	0	3806	19031	630379
65	Faithbridge	0	0	0	0	0	0	0	0	0	0	0	0	0	0	0
66	Princeton	0	4810	17805	0	5000	74595	30	0	46000	5100	0	0	0	40000	91100
67	Good Seed	20000	500	9000	0	0	53000	30	90000	50000	10000	0	0	0	0	150000
68	NORTH CENTRAL DISTRICT	0	0	0	0	0	11821	0	0	0	0	0	0	0	0	0
	TOTAL 2012	14563205	2839889	7694612	10569673	3959660	57777516	23776	32381020	15983934	1084936	50857	150000	761481	1150730	51562958
	TOTAL 2011	13576428	2419445	7242124	12249543	2928264	57081221	22997	31206317	14520345	1163761	57389	1200	548765	770882	48268659
	Inc/Dec 2012 over 2011	986777	420444	452488	-1679870	1031396	696295	779	1174703	1463589	-78825	-6532	148800	212716	379848	3294299

North Central District Table 6

		RCVD FOR CAPITAL CAMPAIGNS/SPECIAL PROJECTS					RECEIVED FROM OTHER SOURCES			
		Capital Campaigns	Memorials, Endowments, Bequests	Other Sources & Projects	Received For Specials And Other Directed Benevolences	TOTAL INCOME FOR DESIGNATED CAUSES	Equitable Compensation Funds	Advanced Special, Apportioned And Connectional Funds	Other Grants And Financial Support From Institutional Sources	Total Income From Connectional And Other Sources Outside Church
	CHURCH NAME	68a	68b	68c	68d	68	69a	69b	69c	69
1	Creekwood	0	497	47105	56445	104047	0	0	0	0
2	Allen First	9000	2745	0	101785	113530	0	0	130920	130920
3	Suncreek	457774	1060	0	0	458834	0	0	0	0
4	Anna	1587	1047	0	1403	4037	0	0	0	0
5	Argyle	367256	7110	0	9745	384111	0	0	0	0
6	Aubrey	6814	0	28000	0	34814	0	0	0	0
7	Blue Ridge	58509	2214	4938	0	65661	0	0	0	0
8	Aldersgate	19198	0	0	0	19198	0	0	0	0
9	Carrollton First	107298	7865	306773	252001	673937	0	0	2000	2000
10	Celina	0	2608	800000	0	802608	0	0	0	0
11	Chambersville	0	700	0	0	700	0	0	0	0
12	Cottage Hill	2000	89	0	0	2089	0	0	0	0
13	Copeville	0	7890	0	212	8102	0	0	0	0
14	Coppell First	247751	3350	7743	0	258844	0	0	0	0
15	Corinth: Faith	100066	0	7032	0	107098	0	8400	0	8400
16	Denton Asbury	0	10000	0	0	10000	0	0	0	0
17	Blue Mound	0	1630	0	236	1866	5000	0	0	5000
18	Cooper Creek	0	0	0	0	0	0	0	0	0
19	Denton First	147214	36726	0	0	183940	0	0	0	0
20	Denton Trinity	98026	0	0	0	98026	0	0	0	0
21	Christ Church of North Texas	0	0	0	0	0	0	0	0	0
22	Farmersville	0	3911	0	0	3911	0	0	7500	7500
23	Flower Mound	254250	5860	0	88570	348680	0	0	0	0
24	Trietsch Memorial	119968	10985	0	0	130953	0	0	0	0
25	Forney	139573	2610	17237	2808	162228	0	0	0	0

North Central District Table 6 (Continued)

	RCVD FOR CAPITAL CAMPAIGNS/SPECIAL PROJECTS					RECEIVED FROM OTHER SOURCES				
	Capital Campaigns	Memorials, Endowments, Bequests	Other Sources & Projects	Received For Specials And Other Directed Benevolences	TOTAL INCOME FOR DESIGNATED CAUSES	Equitable Compensation Funds	Advanced Special, Apportioned And Confectional Funds	Other Grants And Financial Support From Institutional Sources	Total Income From Confectional And Other Sources Outside Church	
CHURCH NAME	68a	68b	68c	68d	68	69a	69b	69c	69	
26 Frisco First	343892	6186	0	3054	353132	0	0	0	0	26
27 Grace Avenue	946602	0	0	1263	947865	0	0	0	0	27
28 Cross Way	2550	0	0	0	2550	0	88213	0	88213	28
29 Cornerstone	60060	9654	41191	2400	113305	0	0	0	0	29
30 Heath	839510	780	13285	362	853937	0	0	0	0	30
31 Josephine	0	0	0	0	0	0	0	0	0	31
32 Justin	11504	9485	0	8126	29115	0	0	0	0	32
33 Krum First	31894	2624	0	0	34518	0	0	28148	28148	33
34 Lake Cities	0	130	4200	17100	21430	0	0	0	0	34
35 Chinn's Chapel	0	0	0	776	776	0	0	0	0	35
36 Lewisville First	141970	100	0	169623	311693	0	0	0	0	36
37 Living Faith	0	0	0	0	0	0	0	0	0	37
38 Vista Ridge	171798	1795	0	7232	180825	0	0	0	0	38
39 Button Memorial	0	5989	0	14083	20072	0	0	2000	2000	39
40 Elm Ridge	0	0	0	0	0	0	0	0	0	40
41 Oak Grove	0	0	0	2879	2879	9000	0	0	9000	41
42 Good Shepherd	0	40	12007	2866	14913	0	0	0	0	42
43 McKinney First	815913	6183	0	153937	976033	0	120000	0	120000	43
44 Stonebridge	310524	18730	8649	0	337903	0	0	0	0	44
45 McKinney Wesley	6960	550	0	0	7510	0	0	0	0	45
46 Pilot Point	0	0	0	0	0	0	0	0	0	46
47 Plano Christ	652664	30880	0	182054	865598	0	0	0	0	47
48 Custer Road	67377	0	0	0	67377	0	0	0	0	48
49 Plano First	0	0	0	0	0	0	0	0	0	49
50 St. Andrew	1477996	24795	0	0	1502791	0	0	99915	99915	50

North Central District Table 6 (Continued)

		RCVD FOR CAPITAL CAMPAIGNS/SPECIAL PROJECTS					RECEIVED FROM OTHER SOURCES				
		Capital Campaigns	Memorials, Endowments, Bequests	Other Sources & Projects	Received For Specials And Other Directed Benevolences	TOTAL INCOME FOR DESIGNATED CAUSES	Equitable Compensation Funds	Advanced Special, Apportioned And Connectional Funds	Other Grants And Financial Support From Institutional Sources	Total Income From Connectional And Other Sources Outside Church	
CHURCH NAME		68a	68b	68c	68d	68	69a	69b	69c	69	
51	Pleasant Grove	0	0	0	0	0	0	0	0	0	
52	Verona	0	0	0	0	0	0	0	0	0	
53	Ponder	24400	0	0	0	24400	0	0	0	0	
54	Prosper	0	0	0	0	0	0	0	0	0	
55	Rockwall First	115750	0	0	78228	193978	0	0	0	0	
56	Rowlett First	0	1170	0	10574	11744	0	0	62573	62573	
57	Royse City First	10100	0	0	17176	27276	0	0	0	0	
58	Sachse First	45969	150	2031	23144	71294	0	0	0	0	
59	Pleasant Valley	0	0	0	0	0	0	0	0	0	
60	Sanger	0	141	0	213	354	4179	0	0	4179	
61	Stony	0	0	0	0	0	0	0	0	0	
62	The Colony First	0	90	0	0	90	0	0	12000	12000	
63	Fellowship	106999	220	0	80564	187783	0	0	0	0	
64	Wylie	92328	16283	0	1954	110565	0	0	0	0	
65	Faithbridge	0	0	0	0	0	0	0	0	0	
66	Princeton	0	0	0	200	200	0	0	0	0	
67	Good Seed	0	0	0	0	0	0	0	0	0	
68	NORTH CENTRAL DISTRICT	0	0	0	0	0	0	0	0	0	
TOTAL 2012		8413044	244872	1300191	1291013	11249120	18179	216613	345056	579848	
TOTAL 2011		7679524	1122954	947990	1083808	10834276	26797	152492	169830	349119	
Inc/Dec 2012 over 2011		733520	-878082	352201	207205	414844	-8618	64121	175226	230729	

Northwest District Table 1

CHURCH MEMBERSHIP																					
		RECEIVED						REMOVED						FULL MEMBERS AT CLOSE OF YEAR							
		Total Professing Members At Close Of Last Year	This Year On Profession Of Christian Faith	Restored By Affirmation	Total Professing Membership By Addition	Previous Year's Reporting Errors— From Other United Methodist Churches	From Other Denominations	Charge Conference Action	Withdrawn	Previous Year's Reporting Errors — Total Professing Membership By Subtraction	Transfer To Other United Methodist Churches	Transfer To Other Denominations	Death	Asian	A.A/Black	Hispanic/Latino	Native American	Pacific Islander	White	Multi-Racial	Total Professing Members At Close Of This Year
CHURCH NAME	PASTOR'S NAME	1	2A	2B	2C	3	4	5A	5B	5C	6	7	8	9A	9B	9C	9D	9E	9F	9G	9
1 Alvord	Carolyn Allbritton	107	0	0	0	8	6	0	0	0	2	0	3	0	0	0	0	0	116	0	116
2 Antelope	TBS	11	0	0	0	0	0	0	0	0	0	0	0	0	0	0	0	0	11	0	11
3 Archer City	Elizabeth Kellner	203	3	0	0	1	4	10	1	0	7	3	5	0	0	0	0	0	185	0	185
4 Bellevue	Dan Conatser	22	0	0	0	0	1	0	0	0	0	0	1	0	0	0	2	0	20	0	22
5 Vashti	Dan Conatser	6	0	0	0	0	3	0	0	0	0	0	0	0	0	0	0	0	9	0	9
6 Bells	Steven D. Martinez	245	7	0	0	0	2	13	0	0	2	1	1	0	0	2	1	0	234	0	237
7 Bowie	John Scott Melton	198	2	0	0	3	3	0	0	0	0	0	8	0	0	0	0	0	198	0	198
8 Boyd	Sara Hardaway	171	0	2	0	4	0	0	8	0	2	0	0	0	0	0	0	0	166	1	167
9 Bridgeport	David Rucker	504	13	0	0	0	0	0	2	0	0	14	3	1	0	6	1	2	483	5	498
10 Bryson	Bob Bowling	39	0	0	0	2	0	0	0	0	0	0	0	0	0	0	0	0	41	0	41
11 Perrin	Bob Bowling	12	0	0	0	0	0	0	0	0	0	0	0	0	0	0	0	0	12	0	12
12 Burk Burnett	Don Pellican	339	14	2	0	7	5	0	0	0	3	0	8	0	0	6	4	0	346	0	356
13 Byers	Terri Hale Whitgrove	52	0	0	0	0	0	0	0	0	1	0	2	0	0	1	0	0	48	0	49
14 Callisburg	Kathy Brown	148	0	0	0	0	0	0	0	0	2	0	1	0	0	0	0	0	145	0	145
15 Morris Memorial	Rick Davis	116	0	0	0	2	0	0	0	0	0	0	2	0	0	0	0	0	116	0	116
16 Collinsville	Gene Gordon	66	0	0	10	0	0	0	0	7	0	0	1	0	0	5	0	0	63	0	68
17 Decatur First	Brian Bosworth	955	12	0	0	13	2	21	10	0	7	3	7	1	0	3	0	0	922	8	934
18 Oak Grove Decatur	Shelley McNew	61	0	1	0	0	0	0	0	0	2	0	3	0	0	0	0	0	57	0	57
19 Harless Memorial	Bill Brown	74	1	0	0	0	0	0	0	0	0	0	0	0	0	8	0	0	67	0	75
20 Price	Matthew Thomasson	28	1	1	2	0	1	0	2	0	0	0	2	0	0	0	0	0	29	0	29
21 Denison Trinity	Mel Caraway	174	0	0	0	1	3	0	1	0	7	0	4	0	0	0	4	0	162	0	166
22 Waples Memorial	Roy Spore	455	12	0	0	4	4	26	0	0	3	8	14	0	0	0	0	4	419	1	424
23 Electra	Robert W. Lee	195	0	0	0	0	0	0	0	0	0	0	4	0	0	0	0	0	188	3	191
24 Era	Larry Kruger	82	0	0	0	0	0	0	0	0	0	0	1	0	0	0	0	0	80	1	81
25 Rosston	Larry Kruger	51	0	0	0	3	3	0	0	0	0	2	4	1	0	0	0	0	50	0	51

Northwest District Table 1 (Continued)

CHURCH MEMBERSHIP																					
		RECEIVED						REMOVED						FULL MEMBERS AT CLOSE OF YEAR							
		Total Professing Members At Close Of Last Year	This Year On Profession Of Christian Faith	Restored By Affirmation	Previous Year's Reporting Errors— Total Professing Membership By Addition	From Other United Methodist Churches	From Other Denominations	Charge Conference Action	Withdrawn	Previous Year's Reporting Errors —Total Professing Membership By Subtraction	Transfer To Other United Methodist Churches	Transfer To Other Denominations	Death	Asian	AA/Black	Hispanic/Latino	Native American	Pacific Islander	White	Multi-Racial	Total Professing Members At Close Of This Year
CHURCH NAME	PASTOR'S NAME	1	2A	2B	2C	3	4	5A	5B	5C	6	7	8	9A	9B	9C	9D	9E	9F	9G	9
26 Forestburg	Charles Jestis	70	0	0	0	0	1	0	0	1	0	0	0	0	0	0	0	0	70	0	70
27 Friberg-Cooper	Paul Meyenberg	83	0	0	0	0	0	0	0	0	0	0	0	0	0	4	0	0	79	0	83
28 Gainesville First	Don H. Yeager	607	6	2	0	7	6	5	0	0	4	0	6	2	2	9	1	1	598	0	613
29 Mission	Roslyn Eugster	48	1	0	0	0	1	0	0	0	0	0	3	0	0	0	0	0	47	0	47
30 Sivell's Bend	Roslyn Eugster	18	0	0	0	0	0	0	0	0	0	0	1	0	0	0	0	0	17	0	17
31 Whaley	Charles Aaron	306	0	0	0	3	2	0	5	0	1	5	10	0	2	6	0	0	278	4	290
32 Henrietta	Chris Dowd	383	14	0	0	6	9	0	5	0	2	1	8	0	0	1	0	0	395	0	396
33 Holliday	Dennis Cates	157	0	0	4	0	1	0	1	0	1	0	1	0	0	0	0	0	159	0	159
34 Dundee	Dennis Cates	11	0	0	0	0	0	0	0	0	0	0	0	0	0	0	0	0	11	0	11
35 Howe	David Howeth	405	5	0	0	1	0	0	0	0	1	1	4	0	0	0	0	0	405	0	405
36 Iowa Park	Jon M. Eckstein	305	8	0	1	7	11	14	3	0	6	4	4	0	0	2	0	0	299	0	301
37 Jacksboro	Charles Nelson Pierce	265	1	0	0	0	0	0	5	11	0	0	3	0	0	5	0	0	242	0	247
38 Nocona	Jerry L. Jones	244	3	0	0	0	0	0	0	0	0	0	3	0	0	1	0	0	243	0	244
39 Paradise	Patti Mahaffey	92	2	0	0	3	0	0	0	0	3	9	3	0	0	0	0	0	82	0	82
40 Petrolia	Alvin Easterling	37	3	0	0	0	1	0	0	0	0	0	3	0	0	1	0	0	37	0	38
41 Lakeway	Allen Wesley Snider	340	1	2	0	9	8	0	2	0	2	0	10	0	0	0	0	0	346	0	346
42 Rhome	Fredric Utz	26	0	0	0	9	0	0	0	0	3	0	1	0	0	0	1	0	30	0	31
43 Sadler	Doyle Henderson	50	0	0	0	1	1	0	0	0	1	0	1	0	0	0	0	0	50	0	50
44 Saint Jo	Larry Coleman	39	1	0	0	0	0	0	0	0	0	0	2	0	0	0	0	0	38	0	38
45 Montague	Larry Coleman	25	0	0	0	1	0	0	0	0	0	0	1	0	0	0	0	0	25	0	25

Northwest District Table 1 (Continued)

CHURCH MEMBERSHIP																						
		RECEIVED						REMOVED						FULL MEMBERS AT CLOSE OF YEAR								
		Total Professing Members At Close Of Last Year	This Year On Profession Of Christian Faith	Restored By Affirmation	Previous Year's Reporting Errors— Total Professing Membership By Addition	From Other United Methodist Churches	From Other Denominations	Charge Conference Action	Withdrawn	Previous Year's Reporting Errors —Total Professing Membership By Subtraction	Transfer To Other United Methodist Churches	Transfer To Other Denominations	Death	Asian	A.A/Black	Hispanic/Latino	Native American	Pacific Islander	White	Multi-Racial	Total Professing Members At Close Of This Year	
CHURCH NAME	PASTOR'S NAME	1	2A	2B	2C	3	4	5A	5B	5C	6	7	8	9A	9B	9C	9D	9E	9F	9G	9	
46 Sherman First	James E. Pledger	1762	20	0	0	16	0	0	0	0	15	3	10	0	1	10	0	0	1758	1	1770	46
47 Friendship	Elaine Bussey	98	3	0	101	3	0	11	3	93	2	0	4	0	0	0	0	0	92	0	92	47
48 Sherman Grace	John Fleming	324	7	0	0	9	3	0	1	0	3	0	1	0	4	1	0	0	333	0	338	48
49 Key Memorial	James J. Welch	183	0	0	0	1	0	0	0	0	7	0	15	0	0	6	2	0	154	0	162	49
50 St. James	Commie Linson	42	8	0	0	0	4	0	0	0	1	0	2	0	43	0	0	0	2	6	51	50
51 Haven Chapel	Commie Linson	67	0	2	0	0	0	0	0	0	0	0	2	0	60	0	0	0	2	5	67	51
52 Sunset	Glenn Waldon	16	0	0	0	0	1	0	1	0	0	0	0	0	0	0	0	0	14	2	16	52
53 Garvin	Glenn Waldon	12	0	0	0	0	3	0	0	0	0	2	0	0	0	0	0	0	10	3	13	53
54 Tioga	Carroll A. Caddell	78	2	0	4	0	0	0	0	0	0	0	1	0	0	1	0	0	82	0	83	54
55 Tom Bean	Donald Haywood	159	2	0	0	0	6	0	0	0	0	0	1	0	1	0	0	0	165	0	166	55
56 Valley View	Cheryl Murphy	114	8	0	0	8	0	0	0	0	2	6	0	0	0	0	0	0	122	0	122	56
57 Van Alstyne	Scott Holcomb-McLain	368	15	0	0	5	1	0	0	0	11	3	0	0	2	0	0	0	373	0	375	57
58 Whitesboro	Kenneth Hildebrand	567	9	0	0	7	1	0	0	0	5	8	10	0	0	2	0	0	559	0	561	58
59 Whitewright	Frank Rahm	296	1	0	0	5	6	0	0	5	0	5	0	0	0	1	0	0	297	0	298	59
60 Marvin	Frank Rahm	28	0	0	0	0	0	0	0	0	0	0	0	0	0	0	0	0	28	0	28	60
61 Beverly Drive	Linda Marcum	150	3	2	0	1	1	0	5	0	1	0	5	0	2	1	2	0	141	0	146	61
62 Falls Chapel Fellowship	Louis A. Pearce Sr.	85	16	0	0	0	8	0	0	5	0	0	0	0	14	4	4	0	81	1	104	62
63 Wichita Falls First	Paul Q. Goodrich	1353	15	0	0	5	6	6	3	0	12	7	22	3	3	5	0	0	1318	0	1329	63
64 Floral Heights	David J. Turner	675	5	0	0	17	21	0	1	0	8	4	18	5	3	9	0	0	670	0	687	64
65 Mt. Calvary	Cameron Greer	69	1	0	0	0	0	21	0	0	2	0	1	0	45	0	0	0	1	0	46	65
66 WF St. Marks	Merwin Turner	123	3	0	0	2	2	0	1	0	0	0	6	3	3	1	0	0	114	2	123	66
67 WF Trinity	J. Michael Miller	302	0	1	0	4	0	0	0	0	2	8	4	0	1	16	0	0	276	0	293	67
68 University	Tommy R. Medley	309	6	0	0	14	3	0	0	6	0	9	0	3	3	0	4	0	300	7	317	68
69 WF Wesley	Cheryl Murray	150	3	1	0	5	6	7	0	0	2	6	7	0	1	1	0	0	141	0	143	69
70 NORTHWEST DISTRICT	Marvin Guier	0	0	0	0	0	0	0	0	0	0	0	0	0	0	0	0	0	0	0	0	70
71 NORTH TEXAS CONFERENCE		0	0	0	0	0	0	0	0	0	0	0	0	0	0	0	0	0	0	0	0	71
TOTAL 2012		15155	237	16	122	200	147	134	60	112	151	98	261	16	190	121	22	11	14651	50	15061	
TOTAL 2011		15480	221	20	6	164	164	247	119	22	139	108	265	12	191	126	24	11	14739	52	15155	
Inc/Dec 2012 over 2011		-325	16	-4	116	36	-17	-113	-59	90	12	-10	-4	4	-1	-5	-2	0	-88	-2	-94	

Northwest District Table 2

		CHURCH MEMBERSHIP					CHURCH SCHOOL AND SMALL GROUP MINISTRIES										UMM		UMW		
		Avg Attendance At All Weekly Worship Services	Number Of Persons Baptized This Year (All Ages)	Baptized Members Who Are Not Professing Members	Number Of Other Constituents	Total Enrolled In Confirmation Classes This Year	Children In All Christian Formation Groups And Small Group Ministries	Youth In All Christian Formation Groups And Small Group Ministries	Young Adults In All Christian Formation Groups And Small Group Ministries	Adults In All Christian Formation Groups and Small Group Ministries	Total Christian Formation Participants	Avg Weekly Attendance (all ages) In Sunday School	Persons (all ages) Active In Covenant Discipleship Groups	Participants In Vacation Bible School	Number Of Classes (All Ages) For Learning In Sunday School	Number Of Classes (All Ages) For Learning Other Than Sunday School	Number Of Short-Term Classes And Groups (All Ages)	Membership In United Methodist Men	Amount Paid for Projects	Membership In United Methodist Women	Amount Paid For Local Church And Community Work
	CHURCH NAME	10	11	12	13	14	15	16	17	18	19	20	21	22	23	24	25	26	27	28	29
1	Alvord	73	3	15	42	3	23	6	0	35	64	31	15	30	6	1	0	16	900	21	1840
2	Antelope	8	0	0	0	0	0	0	0	8	8	8	0	0	1	0	0	0	0	0	0
3	Archer City	65	4	17	30	3	11	7	2	31	51	34	0	52	0	0	3	0	0	0	0
4	Bellevue	17	0	0	8	0	0	0	0	11	11	0	0	0	0	2	1	0	0	0	0
5	Vashti	23	1	2	14	0	0	5	0	7	12	5	0	0	1	1	1	0	0	0	0
	Bells	114	4	27	50	0	21	21	24	85	151	70	0	65	8	1	3	15	300	15	3000
7	Bowie	83	0	26	45	2	26	16	17	37	96	25	0	37	5	4	4	0	0	19	200
8	Boyd	72	3	14	46	0	5	8	0	26	39	32	8	25	5	2	0	7	300	0	0
9	Bridgeport	153	8	27	89	7	23	35	0	126	184	68	0	0	8	5	5	0	0	25	0
10	Bryson	19	0	0	0	0	0	0	0	5	5	5	0	0	1	0	1	0	0	0	0
11	Perrin	12	0	0	0	0	0	0	0	8	8	0	0	0	0	0	1	0	0	0	0
12	Burkburnett	148	6	48	55	0	67	45	1	105	218	55	3	120	10	6	2	21	2217	30	313
13	Byers	19	0	0	8	0	0	5	0	8	13	6	0	0	1	1	1	0	0	0	0
14	Callisburg	65	2	13	23	2	63	18	13	15	109	29	0	37	5	2	2	0	0	0	0
15	Morris Memorial	44	0	0	19	0	3	0	0	40	43	34	0	0	0	1	0	2	0	13	1600
16	Collinsville	42	0	5	10	0	10	2	0	20	32	15	8	20	30	20	20	0	0	12	977
17	Decatur First	245	5	1	65	12	35	59	6	150	250	131	0	70	15	10	2	6	0	28	400
18	Oak Grove Decatur	35	0	8	8	0	5	0	0	18	23	20	12	20	2	1	1	5	150	0	0
19	Harless Memorial	28	1	14	17	0	5	2	1	39	47	15	11	0	2	2	0	0	0	8	589
20	Price	18	1	0	8	0	4	1	3	8	16	7	0	0	1	1	0	0	0	0	0
21	Denison Trinity	58	0	0	20	0	6	2	0	35	43	30	12	0	6	2	4	0	0	22	0
22	Waples Memorial	208	4	4	30	6	21	16	20	173	230	88	50	75	10	5	5	0	0	55	2400
23	Electra	63	1	10	25	8	23	10	7	76	116	31	0	85	5	2	4	0	0	18	1028
24	Era	20	1	4	5	0	2	0	0	15	17	15	10	8	2	0	1	0	0	0	0
25	Rosston	20	3	4	3	0	5	0	0	8	13	8	0	5	1	0	1	0	0	0	0

Northwest District Table 2 (Continued)

		CHURCH MEMBERSHIP					CHURCH SCHOOL AND SMALL GROUP MINISTRIES															UMM		UMW	
		Avg Attendance At All Weekly Worship Services	Number Of Persons Baptized This Year (All Ages)	Baptized Members Who Are Not Professing Members	Number Of Other Constituents	Total Enrolled In Confirmation Classes This Year	Children In All Christian Formation Groups And Small Group Ministries	Youth In All Christian Formation Groups And Small Group Ministries	Young Adults In All Christian Formation Groups And Small Group Ministries	Adults In All Christian Formation Groups and Small Group Ministries	Total Christian Formation Participants	Avg Weekly Attendance (all ages) In Sunday School	Persons (all ages) Active In Covenant Discipleship Groups	Participants In Vacation Bible School	Number Of Classes (All Ages) For Learning In Sunday School	Number Of Classes (All Ages) For Learning Other Than Sunday School	Number Of Short-Term Classes And Groups (All Ages)	Membership In United Methodist Men	Amount Paid for Projects	Membership In United Methodist Women	Amount Paid For Local Church And Community Work				
	CHURCH NAME	10	11	12	13	14	15	16	17	18	19	20	21	22	23	24	25	26	27	28	29				
26	Forestburg	39	0	1	17	0	0	0	0	13	13	15	10	14	3	1	2	0	0	10	1295	26			
27	Friberg-Cooper	45	0	0	15	0	2	0	0	30	32	25	0	0	0	1	0	0	0	25	750	27			
28	Gainesville First	242	6	81	70	5	130	50	52	147	379	140	0	165	13	1	8	0	0	30	1653	28			
29	Mission	35	2	15	18	0	12	9	0	14	35	18	14	60	2	1	1	0	0	0	0	29			
30	Sivell's Bend	24	0	0	4	0	0	0	0	0	0	0	0	0	0	0	0	0	0	0	0	30			
31	Whaley	119	8	24	30	0	18	19	1	67	105	88	0	25	8	0	3	0	0	59	6350	31			
32	Henrietta	136	11	33	0	3	45	20	10	95	170	80	0	85	10	2	6	0	0	27	3200	32			
33	Holliday	30	1	15	6	0	3	0	3	15	21	12	5	14	3	0	6	0	0	0	0	33			
34	Dundee	6	0	0	1	0	0	0	0	0	0	0	0	0	0	0	0	0	0	0	0	34			
35	Howe	153	0	53	51	0	61	18	27	73	179	99	0	0	0	0	0	0	0	20	1275	35			
36	Iowa Park	236	12	27	97	6	45	33	8	145	231	103	6	78	13	1	22	20	1173	37	3001	36			
37	Jacksboro	77	2	23	39	0	15	30	0	7	52	37	0	40	7	1	1	0	0	0	0	37			
38	Nocona	105	0	51	3	5	35	40	17	50	142	47	72	65	5	2	2	0	0	0	0	38			
39	Paradise	29	2	1	7	0	6	0	0	12	18	8	0	0	2	1	1	0	0	0	0	39			
40	Petrolia	28	3	3	19	0	12	4	2	10	28	6	0	32	3	0	2	0	0	0	0	40			
41	Lakeway	188	4	13	24	2	31	14	11	64	120	68	36	64	7	3	6	12	60	23	1500	41			
42	Rhome	26	0	0	0	0	0	0	0	12	12	11	0	0	1	0	2	0	0	10	390	42			
43	Sadler	27	0	0	14	0	14	8	4	12	38	10	6	0	1	1	1	0	0	0	0	43			
44	Saint Jo	27	0	10	5	0	12	0	0	21	33	20	0	38	2	0	0	0	0	10	382	44			
45	Montague	18	0	5	8	0	6	0	0	0	6	4	0	0	0	1	0	0	0	0	0	45			

Northwest District Table 2 (Continued)

		CHURCH MEMBERSHIP					CHURCH SCHOOL AND SMALL GROUP MINISTRIES										UMM		UMW		
		Avg Attendance At All Weekly Worship Services	Number Of Persons Baptized This Year (All Ages)	Baptized Members Who Are Not Professing Members	Number Of Other Constituents	Total Enrolled In Confirmation Classes This Year	Children In All Christian Formation Groups And Small Group Ministries	Youth In All Christian Formation Groups And Small Group Ministries	Young Adults In All Christian Formation Groups And Small Group Ministries	Adults In All Christian Formation Groups and Small Group Ministries	Total Christian Formation Participants	Avg Weekly Attendance (all ages) In Sunday School	Persons (all ages) Active In Covenant Discipleship Groups	Participants In Vacation Bible School	Number Of Classes (All Ages) For Learning In Sunday School	Number Of Classes (All Ages) For Learning Other Than Sunday School	Number Of Short-Term Classes And Groups (All Ages)	Membership In United Methodist Men	Amount Paid for Projects	Membership In United Methodist Women	Amount Paid For Local Church And Community Work
	DISTRICT	10	11	12	13	14	15	16	17	18	19	20	21	22	23	24	25	26	27	28	29
46	Sherman First	430	8	0	185	7	138	130	15	99	382	255	60	135	24	8	8	0	0	86	4000
47	Friendship	55	2	0	20	0	7	0	0	20	27	20	0	20	2	0	1	0	0	12	312
48	Sherman Grace	211	4	4	21	7	15	32	6	150	203	88	35	70	9	4	4	12	150	21	1231
49	Key Memorial	35	0	0	0	0	1	2	0	45	48	19	0	0	2	2	1	0	0	0	0
50	St. James	23	9	1	0	2	0	2	0	8	10	8	8	0	0	2	2	0	0	0	0
51	Haven Chapel	12	0	23	0	0	0	0	0	0	0	0	0	0	0	0	0	0	0	0	0
52	Sunset	24	0	0	6	1	0	1	0	6	7	4	5	0	1	0	0	0	0	0	0
53	Garvin	4	0	0	3	0	0	0	0	0	0	0	0	0	0	0	1	0	0	0	0
54	Tioga	68	1	5	12	0	15	6	0	15	36	33	15	40	4	4	4	0	0	0	0
55	Tom Bean	72	1	0	0	0	4	29	0	19	52	29	0	0	3	1	0	0	0	0	0
56	Valley View	77	5	18	25	4	14	8	2	31	55	22	30	95	2	1	0	0	0	0	0
57	Van Alstyne	156	5	0	206	12	70	40	18	98	226	74	25	250	19	1	1	0	0	34	1800
58	Whitesboro	205	8	1	108	7	58	52	0	212	322	108	33	65	12	2	6	15	6264	25	5576
59	Whitewright	90	1	24	19	0	22	15	1	47	85	41	20	57	7	3	2	8	1000	13	1300
60	Marvin	15	0	4	7	1	1	1	0	7	9	0	0	2	0	0	0	0	0	0	0
61	Beverly Drive	70	3	0	12	0	17	13	7	39	76	34	73	40	7	6	1	6	0	22	352
62	Falls Chapel Fellowship	79	4	3	19	3	23	3	6	19	51	36	12	35	5	2	7	0	0	0	0
63	Wichita Falls First	355	8	81	84	13	165	30	61	295	551	177	0	132	19	17	8	0	0	0	0
64	Floral Heights	309	4	80	87	4	53	25	8	177	245	187	0	85	12	12	4	0	0	18	1100
65	Mt. Calvary	20	0	0	0	0	0	0	0	4	4	4	0	0	1	2	2	0	0	7	0
66	WF St. Marks	58	3	13	26	0	4	4	31	12	51	20	10	0	2	9	0	11	832	27	1325
67	WF Trinity	82	2	63	25	0	15	10	8	75	108	50	85	25	8	5	4	0	0	0	0
68	University	153	5	15	21	3	17	7	25	131	180	85	25	62	7	2	1	10	750	10	912
69	WF Wesley	83	3	0	28	5	21	10	0	70	101	65	23	83	6	3	2	0	0	0	0
70	NORTHWEST DISTRICT	0	0	0	0	0	0	0	0	0	0	0	0	0	0	0	0	0	0	0	0
71	NORTH TEXAS CONFERENCE	0	0	0	0	0	0	0	0	0	0	0	0	0	0	0	0	0	0	0	0
TOTAL 2012		5928	174	929	1962	133	1445	923	417	3455	6240	2912	737	2525	358	170	185	166	14096	792	50051
TOTAL 2011		6094	154	909	1832	203	1520	969	414	3679	6582	3028	684	3049	380	134	168	219	17140	793	49507
Inc/Dec 2012 over 2011		-166	20	20	130	-70	-75	-46	3	-224	-342	-116	53	-524	-22	36	17	-53	-3044	-1	544

Northwest District Table 3

	MISSION AND COMMUNITY MINISTRIES								PROPERTY AND OTHER ASSETS				CONNECTIONAL PROGRAMS						
	Number Of Community Ministries For Outreach, Justice, And Mercy	Number Of Community Ministries For Outreach, Justice, And Mercy	Number Of Community Ministries For Outreach, Justice, And Mercy	Number Of Community Ministries For Outreach, Justice, And Mercy	Number Of Community Ministries For Outreach, Justice, And Mercy	Number Of Community Ministries For Outreach, Justice, And Mercy	Number Of Community Ministries For Outreach, Justice, And Mercy	Number Of Community Ministries For Outreach, Justice, And Mercy	Market Value Of Church-Owned Land, Buildings And Equipment	Market Value Of Other Church-Owned Assets	Debts Secured By Church Physical Assets	Other Debt	Total APPROPRIATED To Local Church For All Causes Paid To AC Treasurer	Total PAID By Local Church For All Appropriated Causes To AC Treasurer	General Advance Specials Gifts	World Service Special Gifts	Annual Conference Advance Specials	Youth Service Fund	Other Funds For Connectional Mission And Ministry
	34	35	36	37	38	39	40a	40b	42	43	44	45	46						
CHURCH NAME	30a	30b	31a	31b	32	33	34	35	36	37	38	39	40a	40b	42	43	44	45	46
1 Alvord	0	0	0	0	0	0	3	57	968124	56668	133567	0	7414	7414	560	0	750	0	30
2 Antelope	0	0	0	0	0	0	0	0	80000	34000	0	0	1235	1235	0	0	0	0	2
3 Archer City	0	0	4	22	0	0	0	0	1295000	19937	37198	0	16095	16095	913	0	1000	0	3
4 Bellevue	0	0	0	0	0	0	2	14	212180	10404	0	0	1951	1951	0	0	0	0	4
5 Vashti	0	0	0	0	0	0	3	55	80000	10000	0	0	1588	1588	0	0	0	0	5
6 Bells	0	0	1	18	1	42	4	1000	1153489	15323	88651	0	18675	18675	0	0	0	0	6
7 Bowie	0	0	0	0	0	0	6	683	4108000	854297	0	3894	20253	20253	404	0	0	0	1854
8 Boyd	0	0	1	10	2	33	2	3840	1470000	13970	2375790	0	15694	15694	0	0	0	0	8
9 Bridgeport	0	0	1	19	0	0	10	1500	2394712	56551	173458	0	43067	43067	125	0	940	0	9
10 Bryson	0	0	0	0	0	0	1	15	321700	86957	0	0	2764	2764	0	0	0	0	10
11 Perrin	0	0	0	0	0	0	1	9	215300	592700	0	0	1559	1559	0	0	0	0	11
12 Burk Burnett	0	0	4	19	1	14	9	200	3848660	112887	0	0	29711	29711	525	0	100	0	20
13 Byers	0	0	0	0	0	0	3	15	401968	2800	0	0	3354	3354	65	0	0	0	13
14 Callisburg	0	0	0	0	2	76	1	7	588048	219835	0	0	9238	9238	588	0	0	0	561
15 Morris Memorial	0	0	2	27	0	0	5	530	795675	66778	0	0	11376	11376	1118	0	0	0	15
16 Collinsville	0	0	0	0	0	0	2	235	150000	83285	0	0	5279	5279	415	0	0	0	16
17 Decatur First	0	0	8	101	1	20	20	2000	5385000	1322360	0	17042	79062	79062	10740	0	2000	0	1250
18 Oak Grove Decatur	0	0	0	0	0	0	6	200	500000	65703	0	0	5326	5326	280	0	40	0	18
19 Harless Memorial	0	0	0	0	0	0	0	0	351000	12389	0	0	4305	4305	130	0	0	0	19
20 Price	0	0	0	0	0	0	4	25	715000	48399	0	0	3562	3562	0	0	0	0	20
21 Denison Trinity	0	1	5	25	1	110	5	550	1475000	16360	33271	0	18878	9439	146	0	0	0	100
22 Waples Memorial	0	0	2	27	3	180	2	100	9991020	365361	0	0	48348	48348	0	0	1500	0	1849
23 Electra	0	0	0	0	1	6	16	160	1468883	62691	0	0	16950	16950	0	0	500	0	23
24 Era	0	0	0	0	0	0	1	10	400000	95090	0	0	4871	4871	0	0	500	0	24
25 Rosston	0	0	0	0	0	0	1	7	353000	78431	0	0	3324	3324	0	0	1000	0	25

Northwest District Table 3 (Continued)

	MISSION AND COMMUNITY MINISTRIES										PROPERTY AND OTHER ASSETS				CONNECTIONAL PROGRAMS							
	CHURCH NAME	30a	30b	31a	31b	32	33	34	35	36	37	38	39	40a	40b	42	43	44	45	46		

Northwest District Table 3 (Continued)

	MISSION AND COMMUNITY MINISTRIES										PROPERTY AND OTHER ASSETS				CONNECTIONAL PROGRAMS							
		Number Of Persons Sent On Other Mission Teams From Local Church	Number Of Other Mission Teams Sent From Local Church	Number Of Persons Sent On UMWYM Teams From Local Church	Number Of Community Ministries For Daycare And/Or Education	Number Of Persons Served By Community Ministries For Outreach, Justice, And Mercy	Number Of Community Ministries For Outreach, Justice, And Mercy	Number Of Persons Served By Community Ministries For Outreach, Justice, And Mercy	Market Value Of Church-Owned Land, Buildings And Equipment	Market Value Of Other Church-Owned Assets	Debts Secured By Church Physical Assets	Other Debt	Total APPORTIONED To Local Church For All Causes Paid To AC Treasurer	Total PAID By Local Church For All Apportioned Causes To AC Treasurer	General Advance Specials Gifts	World Service Special Gifts	Annual Conference Advance Specials	Youth Service Fund	Other Funds For Connectional Mission And Ministry			
	DISTRICT	30a	30b	31a	31b	32	33	34	35	36	37	38	39	40a	40b	42	43	44	45	46		
46	Sherman First	0	0	30	350	25	98	25	500	10309740	22692	201683	0	102904	102904	0	0	0	0	46		
47	Friendship	0	0	1	3	0	0	1	100	474000	16178	73205	0	9193	9193	515	0	0	0	2500		
48	Sherman Grace	1	11	7	74	1	15	6	1100	1729522	131401	12097	0	41371	41371	5522	0	500	0	760		
49	Key Memorial	0	0	0	0	1	350	1	7000	2188902	91136	161800	0	18684	3468	0	0	0	0	0		
50	St. James	0	0	0	0	0	0	3	150	331000	260	0	0	3090	1545	0	0	0	0	0		
51	Haven Chapel	0	0	0	0	0	0	4	428	212000	940	0	0	3702	3702	0	0	0	0	0		
52	Sunset	0	0	1	4	0	0	1	100	154000	23067	0	0	983	983	0	0	0	0	0		
53	Garvin	0	0	0	0	0	0	0	0	150000	9800	0	0	899	899	0	0	0	0	0		
54	Tioga	0	0	2	0	0	0	2	60	350000	115145	0	0	4433	4433	0	0	500	0	0		
55	Tom Bean	0	0	0	1	0	0	2	100	886957	37714	0	0	12193	12193	0	0	0	0	1275		
56	Valley View	0	0	2	15	1	38	2	150	961573	24672	96400	0	9587	9587	170	0	0	0	0		
57	Van Alstyne	0	0	4	60	1	85	8	400	4992184	225467	0	0	39789	39789	122	0	500	0	0		
58	Whitesboro	0	0	0	12	1	12	4	748	3330557	176074	120651	0	44686	44686	0	0	1113	0	1136		
59	Whitewright	0	0	3	24	0	0	4	80	2045742	167122	0	0	24117	24117	0	0	0	0	0		
60	Marvin	0	0	0	0	0	0	0	0	35000	10102	0	0	1792	1792	0	0	0	0	0		
61	Beverly Drive	0	0	1	13	2	27	6	240	1025264	36042	0	0	10797	10797	0	0	0	0	563		
62	Falls Chapel Fellowship	0	0	0	7	3	41	5	588	135000	28000	0	0	0	0	0	0	0	0	0		
63	Wichita Falls First	0	0	21	165	1	178	4	320	20678469	6504994	0	0	129897	129897	0	0	8000	0	0		
64	Floral Heights	0	0	3	35	2	52	9	4200	12000000	1781244	0	0	88360	88360	78	0	0	0	78		
65	Mt. Calvary	0	0	0	0	0	0	1	18	211665	1798	0	0	4528	4528	0	0	0	0	0		
66	WF St. Marks	0	0	2	4	0	0	4	500	1146878	45777	0	0	12858	12858	204	0	0	0	365		
67	WF Trinity	0	0	0	0	3	230	3	250	1610000	75000	667000	0	24209	24209	515	0	0	0	0		
68	University	0	0	3	37	0	0	4	42	3386358	80476	399592	19044	38720	38720	85	0	1000	0	0		
69	WF Wesley	0	0	1	28	5	15	5	5700	1110097	78213	0	0	14549	14549	0	0	0	0	0		
70	NORTHWEST DISTRICT	0	0	0	0	0	0	0	0	0	0	0	0	0	26200	0	0	4070	0	200		
71	NORTH TEXAS CONFERENCE	0	0	0	0	0	0	0	0	0	0	0	0	0	0	0	0	0	0	0		
	TOTAL 2012	1	12	182	2380	72	1958	317	46905	144166728	17977663	6532988	39980	1321943	1321943	28821	0	27272	0	20969		
	TOTAL 2011	3	33	164	1817	89	2735	249	37182	232899490	17300632	4803799	46714	1325690	1325690	39850	0	18143	1458	44577		
	Inc/Dec 2012 over 2011	-2	-21	18	563	-17	-777	68	9723	-88732762	677031	1729189	-6734	-3747	-3747	-11029	0	9129	-1458	-23608		

Northwest District Table 4

		CONNECTIONAL PROGRAMS									MINISTERIAL SUPPORT							
		Annual Conference Special Sundry Offerings	Benevolences Directly To UM Causes (Not To AC Treasurer)	Benevolences Paid Directly To Non- UM Benevolent And Charitable Causes	Human Relations Day	One Great Hour Of Sharing	Peace With Justice	Native American Ministries	World Communion	UM Student Day	Direct-Billed Clergy Non-Health Benefits (Pension)	Direct-Billed Clergy Health Benefits	Base Compensation To Pastor	Base Compensation To Associate(s)	Housing And Utilities And/Or Related Allowances— Pastor And Associate(s)	Accountable Reimbursements— Pastor And Associate(s)	Other Cash Allowances (Non-Accountable)— Pastor And Associate(s)	Salary And Benefits For Deacons
	CHURCH NAME	47	48	49	50a	50b	50c	50d	50e	50f	51	52	53	54	55	56	57	58
1	Alvord	1000	0	0	0	250	0	0	250	250	3506	3108	26642	0	17636	1746	0	0
2	Antelope	0	0	0	0	0	0	0	0	0	0	0	2150	0	0	0	0	0
3	Archer City	0	0	600	0	0	0	0	0	0	8058	8140	36110	0	10316	5000	0	0
4	Bellevue	0	0	0	0	0	0	0	0	0	0	0	6000	0	0	0	0	0
5	Vashti	0	0	0	0	0	0	0	0	0	0	0	7200	0	0	0	0	0
6	Bells	0	0	3660	0	0	0	0	0	0	6481	5920	32352	0	6000	0	0	0
7	Bowie	0	0	5971	0	0	0	0	0	0	6655	6512	34432	0	6000	3000	0	0
8	Boyd	0	310	1379	0	0	0	0	0	0	7010	7326	36092	0	10800	1996	0	0
9	Bridgeport	0	135	25799	0	0	0	0	0	0	8545	8140	46949	0	10513	9278	7315	0
10	Bryson	0	0	0	0	0	0	0	0	0	0	0	6354	0	0	1703	0	0
11	Perrin	0	0	0	0	0	0	0	0	0	0	0	4061	0	0	0	461	0
12	Burkburnett	263	0	5116	0	0	0	0	0	0	8032	8140	35400	0	7906	7086	11374	0
13	Byers	0	0	830	0	0	0	0	0	0	1464	0	9359	0	0	775	0	0
14	Callisburg	0	0	1877	0	0	0	0	0	0	1275	2026	11604	0	8000	3090	0	0
15	Morris Memorial	0	1067	500	0	0	0	0	87	0	7217	7326	33180	0	5116	5062	7176	0
16	Collinsville	0	0	1039	0	0	0	0	0	0	0	0	12750	0	750	0	0	0
17	Decatur First	500	19252	71605	0	0	0	0	0	0	8078	7400	63275	0	11106	2739	2068	0
18	Oak Grove Decatur	0	540	6093	0	0	0	0	0	0	0	0	12850	0	8142	3696	0	0
19	Harless Memorial	0	650	0	0	0	0	0	0	0	0	0	7212	0	8666	3000	0	0
20	Price	0	0	300	0	0	0	0	0	0	0	0	18000	0	0	2883	0	0
21	Denison Trinity	0	0	1360	0	0	10	17	44	0	7848	8140	37061	0	4093	150	0	0
22	Waples Memorial	0	5460	11022	0	0	0	0	0	0	8548	8140	69904	0	8050	2758	7315	0
23	Electra	0	0	1350	0	0	0	0	0	0	0	0	32100	0	3600	3600	0	0
24	Era	0	0	0	0	0	0	0	0	0	0	0	0	0	7200	0	7200	0
25	Rosston	0	0	500	0	0	0	0	0	0	0	0	250	0	5216	0	5200	0

Northwest District Table 4 (Continued)

		CONNECTIONAL PROGRAMS									MINISTERIAL SUPPORT							
		Annual Conference Special Sunday Offerings	Benevolences Directly To UM Causes (Not To AC Treasurer)	Benevolences Paid Directly To Non- UM Benevolent And Charitable Causes	Human Relations Day	One Great Hour Of Sharing	Peace With Justice	Native American Ministries	World Communion	UM Student Day	Direct-Billed Clergy Non-Health Benefits (Pension)	Direct-Billed Clergy Health Benefits	Base Compensation To Pastor	Base Compensation To Associate(s)	Housing And Utilities And/Or Related Allowances— Pastor And Associate(s)	Accountable Reimbursements— Pastor And Associate(s)	Other Cash Allowances (Non-Accountable)— Pastor And Associate(s)	Salary And Benefits For Deacons
	CHURCH NAME	47	48	49	50a	50b	50c	50d	50e	50f	51	52	53	54	55	56	57	58
26	Forestburg	748	0	240	0	0	0	0	0	0	7540	7770	29747	0	2500	3312	5985	0
27	Friberg-Cooper	0	750	1331	0	0	0	0	0	0	0	0	400	0	14325	400	0	0
28	Gainesville First	600	0	46493	0	0	0	0	0	0	9621	8140	60737	0	36500	4263	7315	0
29	Mission	0	0	0	0	0	0	0	0	0	947	0	4800	0	0	0	0	0
30	Sivell's Bend	0	0	2894	0	0	0	0	0	0	947	0	2400	0	0	0	0	0
31	Whaley	0	149	15644	0	211	46	75	144	87	8652	8140	45323	0	12992	4500	6400	0
32	Henrietta	0	0	3999	0	215	0	0	227	0	8421	8140	43880	0	5989	4867	11374	0
33	Holliday	0	25	373	20	65	45	25	20	25	4868	6515	18994	0	3500	5493	0	0
34	Dundee	0	0	0	20	0	25	13	0	0	546	546	4365	0	0	0	0	0
35	Howe	0	2500	29062	0	0	0	0	0	0	8901	8140	53292	0	11705	3886	3990	0
36	Iowa Park	0	0	12007	0	0	0	0	0	0	8664	8140	41805	0	4023	4800	7315	0
37	Jacksboro	636	0	6041	0	0	0	0	0	0	8699	8140	41249	0	7510	4959	7187	0
38	Nocona	0	0	28582	0	0	0	0	0	0	8256	8140	41394	0	6000	8400	6000	0
39	Paradise	0	0	3692	0	0	0	0	0	0	0	0	25115	0	0	0	2368	0
40	Petrolia	0	0	0	0	0	0	0	0	0	0	0	960	0	10800	0	0	0
41	Lakeway	0	8013	12250	0	0	0	0	0	0	8304	8140	42668	0	7069	5191	7315	0
42	Rhome	0	0	3000	0	0	0	0	0	0	0	0	5000	0	6000	0	3000	0
43	Sadler	0	0	0	0	0	0	0	0	0	1320	1980	16423	0	3000	1296	0	0
44	Saint Jo	80	0	2601	0	0	0	0	0	0	0	0	6496	0	9257	100	0	0
45	Montague	0	0	0	0	0	0	0	0	0	0	0	5133	0	3285	0	0	0

Northwest District Table 4 (Continued)

	CONNECTIONAL PROGRAMS										MINISTERIAL SUPPORT						
	Annual Conference Special Sunday Offerings	Benevolences Directly To LM Causes (Not To AC Treasurer)	Benevolences Paid Directly To Non-LM Benevolent And Charitable Causes	Human Relations Day	One Great Hour Of Sharing	Peace With Justice	Native American Ministries	World Communion	LM Student Day	Direct-Billed Clergy Non-Health Benefits (Pension)	Direct-Billed Clergy Health Benefits	Base Compensation To Pastor	Base Compensation To Associate(s)	Housing And Utilities And/Or Related Allowances—Pastor And Associate(s)	Accountable Reimbursements—Pastor And Associate(s)	Other Cash Allowances (Non-Accountable)—Pastor And Associate(s)	Salary And Benefits For Deacons
DISTRICT	47	48	49	50a	50b	50c	50d	50e	50f	51	52	53	54	55	56	57	58
46 Sherman First	0	0	0	0	0	0	0	0	0	10505	8140	84919	46000	29475	12450	7315	0 46
47 Friendship	0	500	350	0	0	0	0	88	0	6224	6512	32748	0	3500	3500	0	0 47
48 Sherman Grace	0	7448	5694	0	595	0	0	0	0	8685	8880	49655	0	19336	14160	7315	0 48
49 Key Memorial	0	0	0	0	0	0	0	0	0	4440	4104	23199	0	7800	1200	3990	0 49
50 St. James	0	0	100	0	0	0	0	0	0	0	0	11183	0	0	300	0	0 50
51 Haven Chapel	0	75	1115	0	0	0	0	0	0	0	0	12200	0	0	400	0	0 51
52 Sunset	0	2164	800	0	0	0	0	0	0	0	0	150	0	3100	2550	200	0 52
53 Garvin	0	0	0	0	0	0	0	0	0	0	0	100	0	1972	1520	2600	0 53
54 Tioga	0	0	0	0	0	0	0	0	0	0	0	3700	0	4500	12500	300	0 54
55 Tom Bean	0	0	0	0	0	0	0	0	0	0	0	31600	0	6000	2400	0	0 55
56 Valley View	0	0	995	0	0	0	0	0	0	8148	8140	38432	0	3690	5000	0	0 56
57 Van Alstyne	0	0	70162	0	0	0	0	0	0	6308	5920	33238	0	13383	2640	5653	0 57
58 Whitesboro	950	0	27466	102	651	347	371	303	501	8483	8140	47430	0	9996	14000	7315	0 58
59 Whitewright	226	0	1623	0	0	0	0	0	0	8577	7265	48850	667	4023	642	0	794 59
60 Marvin	0	0	0	0	0	0	0	0	0	875	875	4704	0	0	0	0	0 60
61 Beverly Drive	0	0	0	0	0	0	0	0	0	0	0	32000	0	0	0	0	0 61
62 Falls Chapel Fellowship	0	0	0	0	0	0	0	0	0	0	0	25435	0	18600	1702	0	0 62
63 Wichita Falls First	0	0	6037	0	0	0	0	0	0	28516	22940	113476	70000	85000	0	17095	64017 63
64 Floral Heights	0	6615	136308	0	0	0	0	0	0	18258	16280	84138	39486	29113	1856	7315	0 64
65 Mt. Calvary	0	0	0	0	0	0	0	0	0	0	0	17300	0	1526	0	0	0 65
66 WF St. Marks	0	0	2817	0	0	0	0	0	0	3888	3996	32422	0	6133	109	0	0 66
67 WF Trinity	0	0	4048	45	26	35	70	15	0	8619	8140	51323	0	6334	3131	250	0 67
68 University	0	0	19412	0	0	0	0	247	0	8797	8140	55745	0	14000	1151	2660	0 68
69 WF Wesley	0	0	2931	0	0	0	0	0	0	7300	6808	38516	0	2412	2750	0	0 69
70 NORTHWEST DISTRICT	0	0	0	0	0	0	0	0	0	0	0	0	0	0	0	0	0 70
71 NORTH TEXAS CONFERENCE	0	0	0	0	0	0	0	0	0	0	0	0	0	0	0	0	0 71
TOTAL 2012	5003	55653	587068	187	2013	508	571	1425	863	306026	286529	1943931	156153	556458	192990	178366	64811
TOTAL 2011	5444	40244	498002	371	1820	66	100	428	203	330344	328836	1968381	178560	551501	189971	162314	89737
Inc/Dec 2012 over 2011	-441	15409	89066	-184	193	442	471	997	660	-24318	-42307	-24450	-22407	4957	3019	16052	-24926

Northwest District Table 5

	CHURCH NAME	LOCAL CHURCH EXPENDITURES					RECEIVED FOR ANNUAL BUDGET/SPENDING PLAN									
		Salary And Benefits For All Other Church Staff	Program Expenses	Other Operating Expenses	Principal And Interest On Indebtedness, Loans, Mortgages, Etc.	Capital Expenditures For Building, Improvements, And Major Equipment Purchases	TOTAL AMOUNT PAID BY LOCAL CHURCH ON ALL EXPENDITURES	Number Of Households Giving To Local Church	Amount Received Through Pledges	Amount Received From Non-Pledging But Identified Givers	Amount Received From Unidentified Givers	Amount Received From Interest and Dividends	Amount Received From Sale of Church Assets	Amount Received Through Building Use Fees, Contributions, And Rentals	Amount Received Through Fundraisers And Other Sources	TOTAL INCOME FOR ANNUAL BUDGET/SPENDING PLAN
		60	61	62	63	64	65	66	67a	67b	67c	67d	67e	67f	67g	67
1	Alvord	6222	2753	37129	124777	1491	235514	68	0	153964	6777	0	0	380	0	161121
2	Antelope	1500	148	1394	0	0	6427	6	0	11155	0	0	0	0	0	11155
3	Archer City	22687	3794	27747	6842	0	147302	58	0	137795	3748	0	0	0	4452	145995
4	Bellevue	0	0	6817	0	0	14768	11	0	19239	4809	549	0	0	0	24597
5	Vashti	0	350	5024	0	1140	15302	8	0	12130	3032	55	0	0	0	15217
6	Bells	16210	7975	61648	7200	15990	182111	110	0	149686	9186	31	0	196	0	159099
7	Bowie	36628	13999	38097	2124	30814	206743	102	113503	41672	6520	0	0	595	0	162290
8	Boyd	39218	1493	29733	50871	11301	213223	60	82933	70091	6980	0	0	1300	0	161304
9	Bridgeport	153878	15588	82949	61228	18577	493026	168	0	361666	4206	58	0	75	13918	379923
10	Bryson	500	599	6694	0	0	18614	23	0	52591	0	309	0	0	0	52900
11	Perrin	550	3954	3489	0	1578	15652	12	0	14947	0	3122	0	0	0	18069
12	Burkburnett	28260	24706	72836	0	63576	303051	163	130096	111887	7397	335	0	605	0	250320
13	Byers	660	928	7424	0	0	24859	18	0	15622	1233	2	0	4300	483	21640
14	Callisburg	7440	3872	9268	0	1215	60054	58	0	57283	0	1095	0	167	15479	74024
15	Morris Memorial	11855	2499	16359	0	38041	147979	40	0	97589	4059	293	0	0	1996	103937
16	Collinsville	1250	483	5186	0	6388	33540	25	0	32486	3488	0	0	0	0	35974
17	Decatur First	194374	50049	132304	0	216437	872239	247	0	620225	14387	9377	0	1634	2939	648562
18	Oak Grove Decatur	10555	3616	10264	0	1068	62470	23	0	55457	600	0	0	230	425	56712
19	Harless Memorial	0	1609	6680	0	2900	35152	48	0	0	40712	0	0	0	0	40712
20	Price	5180	880	5875	0	6848	43528	17	0	18622	0	27522	0	3641	5257	55042
21	Demison Trinity	17752	1208	16567	6640	12500	123075	52	0	102905	22995	3	0	0	0	125903
22	Waples Memorial	104642	15476	143307	0	13124	449443	328	391679	72685	7065	849	0	1550	3824	477652
23	Electra	39591	7204	23449	0	19819	148163	55	0	136472	6045	0	250	6480	101	149348
24	Era	2100	2932	4746	0	12045	41594	22	0	59950	0	0	0	0	0	59950
25	Rosston	0	624	5077	0	0	21191	20	0	67926	0	157	0	0	0	68083

Northwest District Table 5 (Continued)

		LOCAL CHURCH EXPENDITURES					RECEIVED FOR ANNUAL BUDGET/SPENDING PLAN									
		Salary And Benefits For All Other Church Staff	Program Expenses	Other Operating Expenses	Principal And Interest On Indebtedness, Loans, Mortgages, Etc.	Capital Expenditures For Building, Improvements, And Major Equipment Purchases	TOTAL AMOUNT PAID BY LOCAL CHURCH ON ALL EXPENDITURES	Number Of Households Giving To Local Church	Amount Received Through Pledges	Amount Received From Non-Pledging But Identified Givers	Amount Received From Unidentified Givers	Amount Received From Interest and Dividends	Amount Received From Sale of Church Assets	Amount Received Through Building Use Fees, Contributions, And Rentals	Amount Received Through Fundraisers And Other Sources	TOTAL INCOME FOR ANNUAL BUDGET/SPENDING PLAN
	CHURCH NAME	60	61	62	63	64	65	66	67a	67b	67c	67d	67e	67f	67g	67
26	Forestburg	0	2438	9793	16546	150	94933	33	0	71569	4476	28	0	0	509	76582
27	Friberg-Cooper	7723	4801	12583	27248	0	75883	22	0	45000	8192	0	0	100	0	53292
28	Gainesville First	223342	28034	86226	201124	11350	782718	257	321956	336391	47100	5885	0	16466	0	727798
29	Mission	0	574	7165	0	0	16085	15	0	19085	1769	0	0	0	0	20854
30	Sivell's Bend	0	630	1631	0	0	9314	9	0	4872	11783	706	0	0	0	17361
31	Whaley	102424	6318	85274	84804	0	414799	107	208689	170551	3121	8906	0	2205	24699	418171
32	Henrietta	49128	14703	46252	0	53759	281783	141	115513	109361	7455	1571	0	75	2127	236102
33	Holliday	3600	1362	20621	0	14500	90746	45	0	66442	1087	12	0	1750	4493	73784
34	Dundee	0	0	1184	0	13745	21354	6	0	7856	0	7	0	0	0	7863
35	Howe	45030	19657	50405	39206	0	303121	127	0	282330	12140	1725	0	0	0	296195
36	Iowa Park	48853	12511	76792	0	50090	305442	225	146649	112580	9107	112	0	275	3074	271797
37	Jacksboro	62847	12465	54802	0	3699	248762	74	0	228445	3975	68	0	100	0	232588
38	Nocona	45418	15897	64874	3898	20000	282524	100	0	203593	4703	1375	0	470	0	210141
39	Paradise	0	2617	18905	0	0	62575	16	0	73493	10797	0	0	0	0	84290
40	Petrolia	0	1908	8447	0	1477	26578	30	0	16012	11857	159	0	0	0	28028
41	Lakeway	70828	7277	50361	7881	11451	276386	173	166390	99493	8905	59	0	0	0	274847
42	Rhome	8132	2158	4605	0	0	34567	30	0	42479	2104	25	0	0	0	44608
43	Sadler	5445	1986	11132	0	0	47772	15	0	48290	203	0	0	0	0	48493
44	Saint Jo	0	9399	4828	0	8500	45721	29	0	26732	950	42	0	7113	0	34837
45	Montague	0	1625	4714	0	0	17242	13	0	10712	2546	15	0	0	6250	19523

Northwest District Table 5 (Continued)

	LOCAL CHURCH EXPENDITURES						RECEIVED FOR ANNUAL BUDGET/SPENDING PLAN									
	Salary And Benefits For All Other Church Staff	Program Expenses	Other Operating Expenses	Principal And Interest On Indebtedness, Loans, Mortgages, Etc.	Capital Expenditures For Building, Improvements, And Major Equipment Purchases	TOTAL AMOUNT PAID BY LOCAL CHURCH ON ALL EXPENDITURES	Number Of Households Giving To Local Church	Amount Received Through Pledges	Amount Received From Non-Pledging But Identified Givers	Amount Received From Unidentified Givers	Amount Received From Interest and Dividends	Amount Received From Sale of Church Assets	Amount Received Through Building Use Fees, Contributions, And Rentals	Amount Received Through Fundraising And Other Sources	TOTAL INCOME FOR ANNUAL BUDGET/SPENDING PLAN	
	60	61	62	63	64	65	66	67a	67b	67c	67d	67e	67f	67g	67	
46	Sherman First	159969	28938	160345	19800	0	670760	363	595759	104902	15365	0	0	50902	4775	771703
47	Friendship	8198	400	12500	6360	12400	105488	45	0	79940	2857	0	0	1040	5820	89657
48	Sherman Grace	151182	26743	65559	2460	11325	427190	139	346072	40265	16983	176	0	414	0	403910
49	Key Memorial	5725	5000	41717	6069	12196	118908	71	105407	0	5207	0	0	0	0	110614
50	St. James	0	685	4780	0	2600	21193	15	0	16712	0	0	0	1320	300	18332
51	Haven Chapel	0	1500	9500	0	11380	39872	18	0	22704	1260	0	0	0	480	24444
52	Sunset	1300	427	1732	0	0	13406	12	0	38400	450	0	0	0	0	38850
53	Garvin	0	25	791	0	0	7907	4	0	5000	900	0	0	0	0	5900
54	Tioga	4090	2119	9277	0	0	41419	31	0	114963	3330	321	0	0	0	118614
55	Tom Bean	2814	399	16054	0	0	72735	39	0	89983	0	163	0	0	0	90146
56	Valley View	12325	3075	10095	9430	0	109087	46	0	100494	8075	0	0	290	0	108859
57	Van Alstyne	106986	36157	69439	0	7600	397897	208	161418	146243	15713	2559	0	2218	24626	352777
58	Whitesboro	85910	13493	59392	11050	16026	358861	241	0	295819	13151	0	0	0	1410	310380
59	Whitewright	22133	7284	44791	0	18430	189422	45	122613	48172	7613	289	540	1240	457	180924
60	Marvin	0	90	2868	0	1215	12419	8	0	11317	200	0	0	0	0	11517
61	Beverly Drive	6000	3294	26419	0	2108	81181	65	0	77341	721	1113	0	2400	1655	83230
62	Falls Chapel Fellowship	21564	4683	31922	0	0	103906	42	69000	17098	4234	0	0	0	844	91176
63	Wichita Falls First	232395	63392	243349	0	81395	1165509	415	638050	411026	13394	0	3500	1586	16083	1083639
64	Floral Heights	218301	36632	204321	0	0	887139	266	375082	369554	16932	102	0	650	0	762320
65	Mt. Calvary	600	1017	5470	0	5298	35539	16	0	24641	2000	0	0	0	1350	27991
66	WF St. Marks	14905	813	19705	0	12979	111194	87	26910	59539	2701	173	0	150	5659	95132
67	WF Trinity	44497	5374	24887	30507	700	212725	70	0	193380	2161	511	0	850	4475	201377
68	University	124524	11100	58923	34162	16181	394847	186	221443	138209	4277	306	0	1995	0	366230
69	WF Wesley	27900	7132	38321	0	15019	166638	47	99679	23119	2778	425	0	9544	19663	155208
70	NORTHWEST DISTRICT	0	0	0	0	0	30470	0	0	0	0	0	0	0	0	0
71	NORTH TEXAS CONFERENCE	0	0	0	0	0	0	0	0	0	0	0	0	0	0	0
	TOTAL 2012	2625140	572871	2542814	760227	890425	13129037	5688	4438841	6878152	445811	70590	4290	124306	177623	12139613
	TOTAL 2011	2511304	596298	2446156	1228170	566008	13123976	5903	5162026	5950603	554930	56427	417	81687	253299	12059389
	Inc/Dec 2012 over 2011	113836	-23427	96658	-467943	324417	5061	-215	-723185	927549	-109119	14163	3873	42619	-75676	80224

Northwest District Table 6

		RCVD FOR CAPITAL CAMPAIGNS/SPECIAL PROJECTS					RECEIVED FROM OTHER SOURCES				
		Capital Campaigns	Memorials, Endowments, Bequests	Other Sources & Projects	Received For Specials And Other Directed Benevolences	TOTAL INCOME FOR DESIGNATED CAUSES	Equitable Compensation Funds	Advanced Special, Apportioned And Connectional Funds	Other Grants And Financial Support From Institutional Sources	Total Income From Connectional And Other Sources Outside Church	
CHURCH NAME		68a	68b	68c	68d	68	69a	69b	69c	69	
1	Alvord	8890	37122	0	2455	48467	0	1299	0	1299	
2	Antelope	0	0	0	0	0	0	0	0	0	
3	Archer City	11450	230	0	0	11680	0	0	0	0	
4	Bellevue	0	0	0	0	0	0	0	0	0	
5	Vashti	0	0	0	0	0	0	0	0	0	
6	Bells	10428	1195	0	0	11623	0	0	0	0	
7	Bowie	0	6855	0	6365	13220	0	0	500	500	
8	Boyd	45161	780	19000	90	65031	0	0	0	0	
9	Bridgeport	0	57815	25734	8849	92398	0	0	0	0	
10	Bryson	0	0	0	0	0	0	0	0	0	
11	Perrin	0	0	0	0	0	0	0	0	0	
12	Burkburnett	24456	11455	22266	138	58315	0	0	0	0	
13	Byers	0	450	0	0	450	0	0	0	0	
14	Callisburg	4775	40	0	0	4815	2351	0	0	2351	
15	Morris Memorial	0	805	6717	87	7609	0	0	0	0	
16	Collinsville	0	250	0	0	250	0	0	0	0	
17	Decatur First	69642	14470	0	86907	171019	0	0	0	0	
18	Oak Grove Decatur	0	4225	0	0	4225	0	0	0	0	
19	Harless Memorial	0	0	0	0	0	0	0	0	0	
20	Price	0	0	0	0	0	0	0	0	0	
21	Denison Trinity	0	2000	0	0	2000	0	0	0	0	
22	Waples Memorial	0	18346	97068	17559	132973	0	0	1000	1000	
23	Electra	0	335	1350	0	1685	0	0	0	0	
24	Era	0	5049	0	0	5049	0	0	0	0	
25	Rosston	0	14725	0	0	14725	0	0	0	0	

Northwest District Table 6 (Continued)

		RCVD FOR CAPITAL CAMPAIGNS/SPECIAL PROJECTS				RECEIVED FROM OTHER SOURCES				
		Capital Campaigns	Memorials, Endowments, Bequests	Other Sources & Projects	Received For Specials And Other Directed Benevolences	TOTAL INCOME FOR DESIGNATED CAUSES	Equitable Compensation Funds	Advanced Special, Apportioned And Connectional Funds	Other Grants And Financial Support From Institutional Sources	Total Income from Connectional And Other Sources Outside Church
	CHURCH NAME	68a	68b	68c	68d	68	69a	69b	69c	69
26	Forestburg	6382	595	0	322	7299	0	0	0	0 26
27	Friberg-Cooper	27248	0	0	0	27248	0	0	0	0 27
28	Gainesville First	175317	40059	0	61466	276842	0	0	0	0 28
29	Mission	0	0	0	0	0	0	0	0	0 29
30	Sivell's Bend	0	0	0	0	0	0	0	0	0 30
31	Whaley	0	3238	0	4132	7370	0	0	0	0 31
32	Henrietta	5496	8437	0	3951	17884	0	0	0	0 32
33	Holliday	0	15106	0	848	15954	9246	0	20523	29769 33
34	Dundee	0	3000	0	0	3000	0	0	11245	11245 34
35	Howe	44135	0	0	0	44135	0	0	0	0 35
36	Iowa Park	60407	0	2551	17797	80755	0	0	0	0 36
37	Jacksboro	0	4342	12437	0	16779	0	0	0	0 37
38	Nocona	0	5295	20000	21953	47248	0	0	0	0 38
39	Paradise	0	0	0	0	0	0	0	0	0 39
40	Petrolia	0	295	0	844	1139	0	0	0	0 40
41	Lakeway	1943	325	0	1075	3343	0	0	0	0 41
42	Rhome	0	0	0	400	400	0	0	0	0 42
43	Sadler	0	60	0	0	60	2351	0	0	2351 43
44	Saint Jo	3500	850	0	0	4350	0	0	0	0 44
45	Montague	0	250	0	0	250	0	0	0	0 45

Northwest District Table 6 (Continued)

		RCVD FOR CAPITAL CAMPAIGNS/SPECIAL PROJECTS					RECEIVED FROM OTHER SOURCES				
		Capital Campaigns	Memorials, Endowments, Bequests	Other Sources & Projects	Received For Specials And Other Directed Benevolences	TOTAL INCOME FOR DESIGNATED CAUSES	Equitable Compensation Funds	Advanced Special, Apportioned And Connectional Funds	Other Grants And Financial Support From Institutional Sources	Total Income From Connectional And Other Sources Outside Church	
	DISTRICT	68a	68b	68c	68d	68	69a	69b	69c	69	
46	Sherman First	0	5005	0	0	5005	0	0	0	0	
47	Friendship	19700	12900	0	900	33500	4200	0	0	4200	
48	Sherman Grace	0	4149	0	20519	24668	0	0	0	0	
49	Key Memorial	6069	0	5358	0	11427	0	0	9990	9990	
50	St. James	0	0	2600	0	2600	0	0	0	0	
51	Haven Chapel	0	0	0	0	0	0	0	0	0	
52	Sunset	0	0	0	0	0	0	0	0	0	
53	Garvin	0	0	0	0	0	0	0	0	0	
54	Tioga	0	0	0	0	0	0	0	2000	2000	
55	Tom Bean	0	0	0	0	0	0	0	0	0	
56	Valley View	5396	215	0	0	5611	0	0	0	0	
57	Van Alstyne	0	225	0	158	383	0	0	0	0	
58	Whitesboro	2965	9620	0	28214	40799	0	0	0	0	
59	Whitewright	0	0	10644	807	11451	0	0	0	0	
60	Marvin	0	0	0	0	0	0	0	0	0	
61	Beverly Drive	0	2845	0	563	3408	0	0	0	0	
62	Falls Chapel Fellowship	0	271	0	0	271	0	45769	0	45769	
63	Wichita Falls First	186029	0	0	0	186029	0	0	88214	88214	
64	Floral Heights	0	0	0	0	0	0	0	0	0	
65	Mt. Calvary	0	0	0	0	0	0	0	11136	11136	
66	WF St. Marks	0	3625	0	204	3829	0	0	116	116	
67	WF Trinity	8893	1195	2749	0	12837	0	0	0	0	
68	University	21722	7182	0	929	29833	0	0	0	0	
69	WF Wesley	0	1185	6075	0	7260	0	0	0	0	
70	NORTHWEST DISTRICT	0	0	0	0	0	0	0	0	0	
71	NORTH TEXAS CONFERENCE	0	0	0	0	0	0	0	0	0	
TOTAL 2012		750004	306416	234549	287532	1578501	18148	47068	144724	209940	
TOTAL 2011		1224706	347613	207681	263926	2043926	24082	74147	84461	182690	
Inc/Dec 2012 over 2011		-474702	-41197	26868	23606	-465425	-5934	-27079	60263	27250	

Recapitulation Table 1

		CHURCH MEMBERSHIP																		
		RECEIVED						REMOVED						FULL MEMBERS AT CLOSE OF YEAR						
		Total Professing Members At Close Of Last Year	This Year On Profession Of Christian Faith	Restored By Affirmation	Previous Year's Reporting Errors— Total Professing Membership By Addition	From Other United Methodist Churches	From Other Denominations	Change Conference Action	Withdrawn	Previous Year's Reporting Errors —Total Professing Membership By Subtraction	Transfer To Other United Methodist Churches	Transfer To Other Denominations	Death	Asian	AA/Black	Hispanic/Latino	Native American	Pacific Islander	White	Multi-Racial
CHURCH NAME	PASTOR'S NAME	1	2A	2B	2C	3	4	5A	5B	5C	6	7	8	9A	9B	9C	9D	9E	9F	9G
East District	Joan Gray LaBarr	12138	171	10	62	130	167	211	79	57	110	56	213	22	237	103	34	7	11527	22
Metro District	Clara Reed	64080	1407	122	210	686	853	1373	649	356	635	356	661	2371	9145	1471	44	31	50031	236
North Central District	Frank Alegria	59382	1505	247	353	1440	824	2968	604	182	885	268	294	727	548	700	40	32	56321	182
Northwest District	Marvin Guier	15155	237	16	122	200	147	134	60	112	151	98	261	16	190	121	22	11	14651	50
TOTAL 2012		150755	3320	395	747	2456	1991	4686	1392	707	1781	778	1429	3136	10120	2395	140	81	132530	490
TOTAL 2011		150859	3162	373	94	2278	2057	3320	1005	277	1363	719	1384	2953	10681	2192	143	83	134201	473
Inc/Dec 2012 over 2011		-104	158	22	653	178	-66	1366	387	430	418	59	45	183	-561	203	-3	-2	-1671	17
% of Increase/Decrease		-0.07%	5.00%	5.90%	694.68%	7.81%	-3.21%	41.14%	38.51%	155.23%	30.67%	8.21%	3.25%	6.20%	-5.25%	9.26%	-2.10%	-2.41%	-1.25%	3.59%

Recapitulation Table 2

	CHURCH MEMBERSHIP					CHURCH SCHOOL AND SMALL GROUP MINISTRIES										UMM		UMW		
	Avg Attendance At All Weekly Worship Services	Number Of Persons Baptized This Year (All Ages)	Baptized Members Who Are Not Professing Members	Number Of Other Constituents	Total Enrolled In Confirmation Classes This Year	Children In All Christian Formation Groups And Small Group Ministries	Youth In All Christian Formation Groups And Small Group Ministries	Young Adults In All Christian Formation Groups And Small Group Ministries	Adults In All Christian Formation Groups and Small Group Ministries	Total Christian Formation Participants	Avg Weekly Attendance (all ages) In Sunday School	Persons (all ages) Active In Covenant Discipleship Groups	Participants In Vacation Bible School	Number Of Classes (All Ages) For Learning In Sunday School	Number Of Classes (All Ages) For Learning Other Than Sunday School	Number Of Short-Term Classes And Groups (All Ages)	Membership In United Methodist Men	Amount Paid For Projects	Membership In United Methodist Women	Amount Paid For Local Church And Community Work
CHURCH NAME	10	11	12	13	14	15	16	17	18	19	20	21	22	23	24	25	26	27	28	29
East District	5286	154	985	1475	89	1496	877	453	3715	6541	2704	534	2406	344	144	127	361	22522	873	45563
Metro District	24206	963	7061	22591	721	8294	3864	2255	14597	29010	9672	5021	7800	879	698	716	1271	43087	3177	153631
North Central District	24590	847	10649	14261	1129	15185	6401	1773	19370	42729	12303	9414	15425	1126	1083	867	1380	122339	2698	131758
Northwest District	5928	174	929	1962	133	1445	923	417	3455	6240	2912	737	2525	358	170	185	166	14096	792	50051
TOTAL 2012	60010	2138	19624	40289	2072	26420	12065	4898	41137	84520	27591	15706	28156	2707	2095	1895	3178	202044	7540	381003
TOTAL 2011	60212	2095	19484	36238	2305	26774	13269	5935	41191	87169	28946	15036	28046	2720	1951	1745	3305	213128	7345	414624
Inc/Dec 2012 over 2011	-202	43	140	4051	-233	-354	-1204	-1037	-54	-2649	-1355	670	110	-13	144	150	-127	-11084	195	-33621
% of Increase/Decrease	-0.34%	2.05%	0.72%	11.18%	-10.11%	-1.32%	-9.07%	-17.47%	-0.13%	-3.04%	-4.68%	4.46%	0.39%	-0.48%	7.38%	8.60%	-3.84%	-5.20%	2.65%	-8.11%

Recapitulation Table 3

	MISSION AND COMMUNITY MINISTRIES								PROPERTY AND OTHER ASSETS				CONNECTIONAL PROGRAMS						
	Number UMVIM Teams Sent From Local Church	Number Of Persons Sent On UMVIM Teams From Local Church	Number Of Other Mission Teams Sent From Local Church	Number Of Persons Sent On Other Mission Teams From Local Church	Number Of Community Ministries For Daycare And/Or Education	Number Of Persons Served By Community Ministries For Daycare And/Or Education	Number Of Community Ministries For Outreach, Justice, And Mercy	Number Of Persons Served By Community Ministries For Outreach, Justice, And Mercy	Market Value Of Church-Owned Land, Buildings And Equipment	Market Value Of Other Church-Owned Assets	Debts Secured By Church Physical Assets	Other Debt	Total APORTIONED To Local Church For All Causes Paid To AC Treasurer	Total PAID By Local Church For All Apportioned Causes To AC Treasurer	General Advance Specials Gifts	World Service Special Gifts	Annual Conference Advance Specials	Youth Service Fund	Other Funds For Connectional Mission And Ministry
DISTRICT	30a	30b	31a	31b	32	33	34	35	36	37	38	39	40a	40b	42	43	44	45	46
East District	7	43	126	1698	64	2139	364	147295	100683857	16482396	4385582	146985	1103827	1103827	13325	0	10981	0	21497
Metro District	19	255	432	6777	230	13011	745	164170	490743671	57512344	46688231	285467	5122896	4841538	144205	0	25840	604	54456
North Central District	36	697	637	15654	260	20414	724	105786	307383992	35331421	109277130	633446	4370503	4269270	147125	0	20467	0	97858
Northwest District	1	12	182	2380	72	1958	317	46905	144166728	17977663	6532988	39980	1321943	1321943	28821	0	27272	0	20969
TOTAL 2012	63	1007	1377	26509	626	37522	2150	464156	1042978248	127303824	166883931	1105878	11919169	11536578	333476	0	84560	604	194780
TOTAL 2011	83	1326	978	18470	648	37623	3266	366407	1163016035	111997566	162873825	766294	11883302	11389159	469168	0	79882	1458	401586
Inc/Dec 2012 over 2011	-20	-319	399	8039	-22	-101	-1116	97749	-120037787	15306258	4010106	339584	35867	147419	-135692	0	4678	-854	-206806
% of Increase/Decrease	-24.10%	-24.06%	40.80%	43.52%	-3.40%	-0.27%	-34.17%	26.68%	-10.32%	13.67%	2.46%	44.32%	0.30%	1.29%	-28.92%	#DIV/0!	5.86%	-58.57%	-51.50%

Recapitulation Table 4

	CONNECTIONAL PROGRAMS									MINISTERIAL SUPPORT							
	Annual Conference Special Sunday Offerings	Benevolences Directly To UM Causes (Not To AC Treasurer)	Benevolences Paid Directly To Non-UM Benevolent And Charitable Causes	Human Relations Day	One Great Hour Of Sharing	Peace With Justice	Native American Ministries	World Communion	UM Student Day	Direct-Billed Clergy Non-Health Benefits (Pension)	Direct-Billed Clergy Health Benefits	Base Compensation To Pastor	Base Compensation To Associate(s)	Housing And Utilities And/Or Related Allowances—Pastor And Associate(s)	Accountable Reimbursements—Pastor And Associate(s)	Other Cash Allowances (Non-Accountable)—Pastor And Associate(s)	Salary And Benefits For Deacons
DISTRICT	47	48	49	50a	50b	50c	50d	50e	50f	51	52	53	54	55	56	57	58
East District	8248	148043	732398	244	1566	44	90	353	187	266065	238003	1613014	79975	506317	217346	63757	0
Metro District	38049	1066855	3348811	767	3748	1606	1552	3701	1720	880566	783464	3874990	1469210	2469997	282162	178037	880758
North Central District	27639	515988	3382613	1252	7719	2188	642	1120	1296	773957	679934	3079544	1251961	2327362	275005	205361	1082176
Northwest District	5003	55653	587068	187	2013	508	571	1425	863	306026	286529	1943931	156153	556458	192990	178366	64811
TOTAL 2012	78939	1786539	8050890	2450	15046	4346	2855	6599	4066	2226614	1987930	10511479	2957299	5860134	967503	625521	2027745
TOTAL 2011	97413	1597138	7670427	2307	16839	3233	1545	6454	1184	2146822	2030820	10308917	3046475	6509774	988871	682369	2060592
Inc/Dec 2012 over 2011	-18474	189401	380463	143	-1793	1113	1310	145	2882	79792	-42890	202562	-89176	-649640	-21368	-56848	-32847
% of Increase/Decrease	-18.96%	11.86%	4.96%	6.20%	-10.65%	34.43%	84.79%	2.25%	243.41%	3.72%	-2.11%	1.96%	-2.93%	-9.98%	-2.16%	-8.33%	-1.59%

Recapitulation Table 5

	LOCAL CHURCH EXPENDITURES						RECEIVED FOR ANNUAL BUDGET/SPENDING PLAN									
	Salary And Benefits For All Other Church Staff	Program Expenses	Other Operating Expenses	Principal And Interest On Indebtedness, Loans, Mortgages, Etc.	Capital Expenditures For Building, Improvements, And Major Equipment Purchases	TOTAL AMOUNT PAID BY LOCAL CHURCH ON ALL EXPENDITURES	Number Of Households Giving To Local Church	Amount Received Through Pledges	Amount Received From Non-Pledging But Identified Givers	Amount Received From Unidentified Givers	Amount Received From Interest and Dividends	Amount Received From Sale of Church Assets	Amount Received Through Building Use Fees, Contributions, And Rentals	Amount Received Through Fundraisers And Other Sources	TOTAL INCOME FOR ANNUAL BUDGET/SPENDING PLAN	
DISTRICT	60	61	62	63	64	65	66	67a	67b	67c	67d	67e	67f	67g	67	
East District	2268215	517015	1868223	529119	1213984	11421836	4674	2933417	6009042	409750	39664	4913	56910	353537	9807233	
Metro District	16431747	3965683	9711736	6798242	10189481	67449525	21632	35751040	16034134	1624273	245546	160581	1736244	1258548	56810366	
North Central District	14563205	2839889	7694612	10569673	3959660	57777516	23776	32381020	15983934	1084936	50857	150000	761481	1150730	51562958	
Northwest District	2625140	572871	2542814	760227	890425	13129037	5688	4438841	6878152	445811	70590	4290	124306	177623	12139613	
TOTAL 2012	35888307	7895458	21817385	18657261	16253550	149777914	55770	75504318	44905262	3564770	406657	319784	2678941	2940438	130320170	
TOTAL 2011	34623708	7423660	21481493	18981174	13086986	145109454	54878	73533435	41599644	3561180	380919	34890	2388743	2774877	124273688	
Inc/Dec 2012 over 2011	1264599	471798	335892	-323913	3166564	4668460	892	1970883	3305618	3590	25738	284894	290198	165561	6046482	
% of Increase/Decrease	3.65%	6.36%	1.56%	-1.71%	24.20%	3.22%	1.63%	2.68%	7.95%	0.10%	6.76%	816.55%	12.15%	5.97%	4.87%	

Recapitulation Table 6

	RCVD FOR CAPITAL CAMPAIGNS/SPECIAL PROJECTS					RECEIVED FROM OTHER SOURCES			
	Capital Campaigns	Memorials, Endowments, Requests	Other Sources & Projects	Received For Specials And Other Directed Benevolences	TOTAL INCOME FOR DESIGNATED CAUSES	Equitable Compensation Funds	Advanced Special, Apportioned And Connectional Funds	Other Grants And Financial Support From Institutional Sources	Total Income From Connectional And Other Sources Outside Church
DISTRICT	68a	68b	68c	68d	68	69a	69b	69c	69
East District	505336	330909	420765	237625	1494635	50013	47960	46612	144585
Metro District	8975471	1841495	916760	995150	12728876	23435	395928	736120	1155483
North Central District	8413044	244872	1300191	1291013	11249120	18179	216613	345056	579848
Northwest District	750004	306416	234549	287532	1578501	18148	47068	144724	209940
TOTAL 2012	18643855	2723692	2872265	2811320	27051132	109775	707569	1272512	2089856
TOTAL 2011	18913054	3930549	3438338	2333841	28615782	108623	426219	851413	1386255
Inc/Dec 2012 over 2011	-269199	-1206857	-566073	477479	-1564650	1152	281350	421099	703601
% of Increase/Decrease	-1.42%	-30.70%	-16.46%	20.46%	-5.47%	1.06%	66.01%	49.46%	50.76%