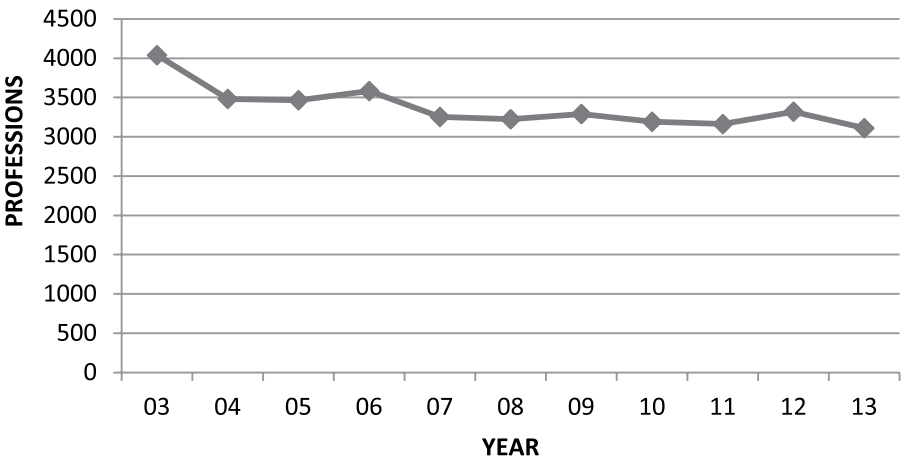


XVI. REPORT OF CONFERENCE STATISTICIAN

The statistical report for 2013 reveals an increase in spending, but decreases in every other area of measurement.

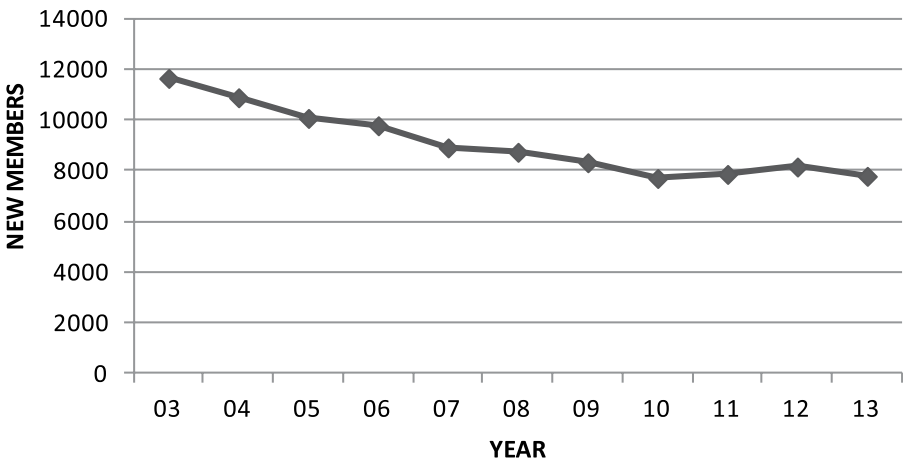
First, we rejoice and give thanks for the 3,110 persons who came to know Christ and joined our churches by profession of faith last year. Unfortunately, this is a 6% decrease in professions of faith in 2013 over last year's results.

PROFESSION OF FAITH

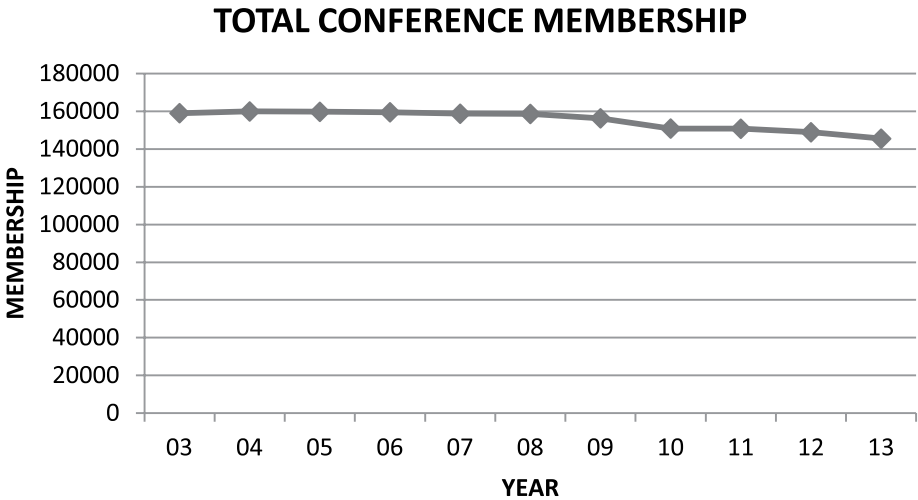


The number of new members received by our churches decreased to 7795 in 2013, a decrease of 367 persons or 4% from 2012.

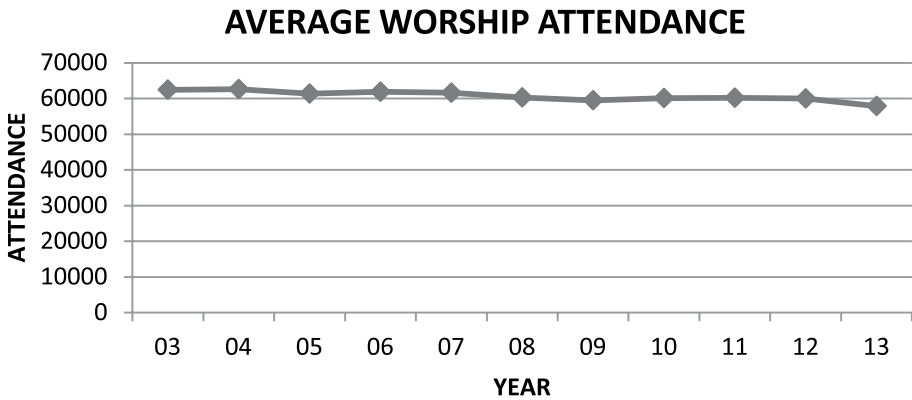
NEW MEMBERS



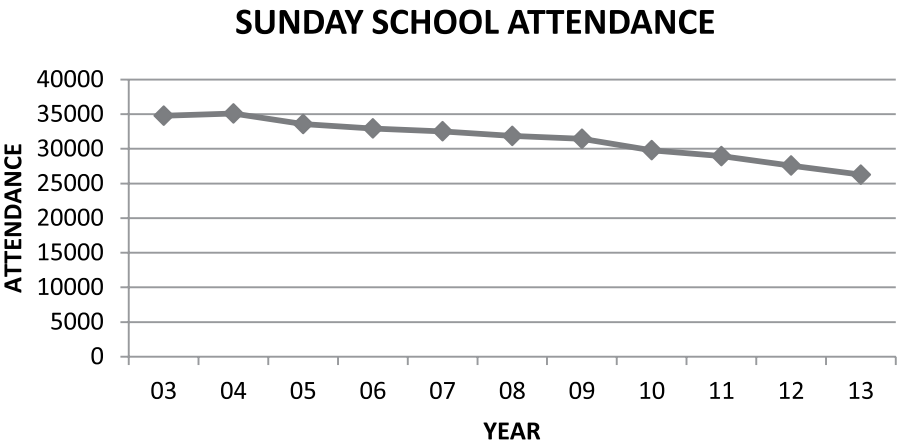
The total conference membership at the close of 2013 was 145,487 a decrease of 3,404 persons or 2.3% from 2012 and the eighth year in a row of decline. A number of churches once again removed members from their rolls through charge conference action. In addition, a new line was added to the statistical tables in 2009 allowing churches to correct total membership numbers without naming specific persons for charge conference action. Since our apportionments are based on membership as well as total finances, a number of churches appear to have taken advantage of this particular tool to correct their membership rolls. For 2013, 5,602 members were removed through charge conference action compared to the removal of 4,686 in 2012. In 2013, an additional 1,181 members were removed through simple correction. In 2012, 707 members were removed by correction.



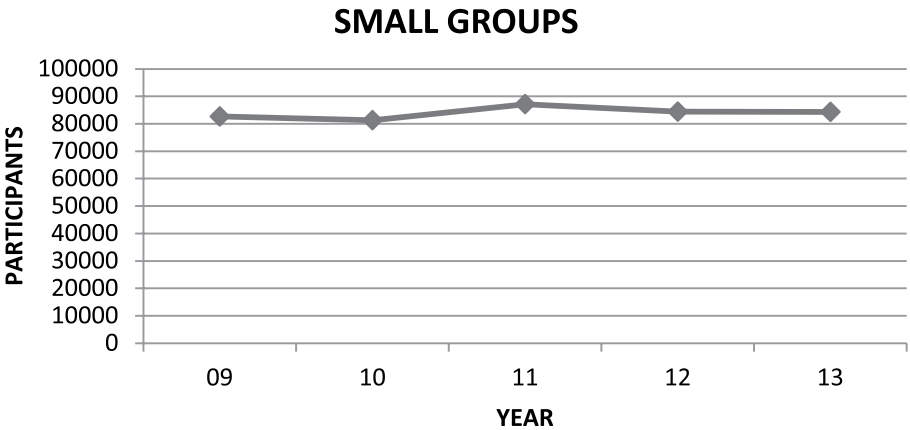
For 2013 the churches of the conference had a decrease of 2,114 persons or 3.5% decrease in average worship attendance compared to 2012.



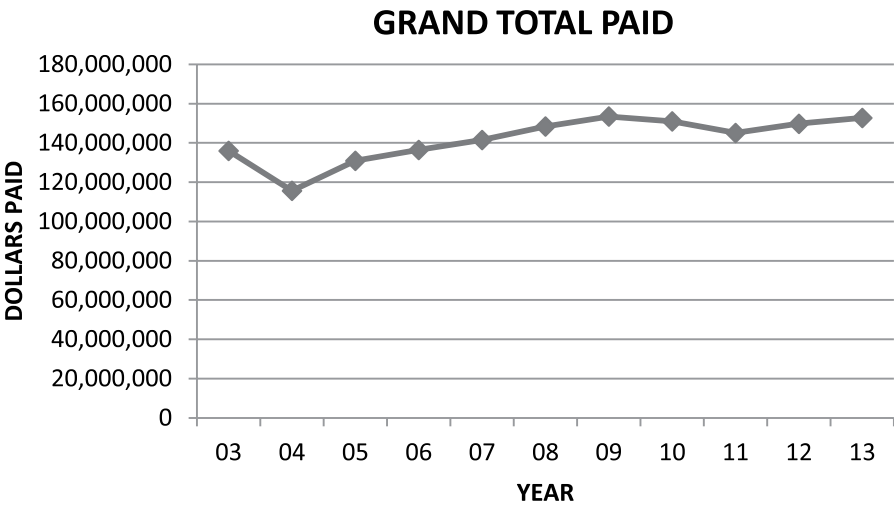
The average Sunday School attendance decreased to 26,266, a decrease of 1325 persons or 4.8%. We continue to hope that participation in other small groups for learning accounts for some of the difference.



We only started tracking small group attendance in statistics four years ago. Many congregations promote small group attendance in addition to Sunday School if not in lieu of Sunday School. Participation in small groups was trending up over the first five years tracking period, although there was a decrease between 2012 and 2013. For the six year period, churches reported attendance of 82,665 in small groups in 2009 and 84,341 in 2013. This is an increase of 1,676 individuals participating in bible study and fellowship!



The grand total paid to all causes increased by 2% to \$152,771,944. We continue to be thankful for the faithful generosity of United Methodists in North Texas!



STATISTICAL

TABLES

2013

East District Table 1

CHURCH MEMBERSHIP																					
		RECEIVED						REMOVED					FULL MEMBERS AT CLOSE OF YEAR								
		Total Professing Members At Close Of Last Year	This Year On Profession Of Christian Faith	Restored By Affirmation	Previous Year's Reporting Errors— Total Professing Membership By Addition	From Other United Methodist Churches	From Other Denominations	Change Conference Action	Withdrawn	Previous Year's Reporting Errors— Total Professing Membership By Subtraction	Transfer To Other United Methodist Churches	Transfer To Other Denominations	Death	Asian	AA/Black	Hispanic/Latino	Native American	Pacific Islander	White	Multi-Racial	Total Professing Members At Close Of This Year
CHURCH NAME	PASTOR'S NAME	1	2A	2B	2C	3	4	5A	5B	5C	6	7	8	9A	9B	9C	9D	9E	9F	9G	9
Aley	Eston Williams	105	2	0	0	2	3	0	14	0	0	6	3	0	0	5	0	0	84	0	89
Annona	Don C. Benton	23	0	0	0	0	0	0	0	0	0	0	1	0	0	0	0	0	22	0	22
Boxelder	Don C. Benton	42	0	0	0	0	0	0	0	0	0	0	0	0	0	0	0	0	42	0	42
Lone Star	Don C. Benton	27	0	0	0	0	0	0	0	0	0	0	1	0	0	0	0	0	26	0	26
Arbala	Jim Goodwin	20	0	0	0	0	0	0	0	0	0	0	0	0	0	0	0	0	20	0	20
Gafford Chapel	Jim Goodwin	73	0	0	0	0	0	0	1	0	2	9	0	0	0	0	0	0	61	0	61
Avery	Jack Cloyd	112	2	2	0	5	3	11	0	0	0	0	1	0	0	0	0	0	112	0	112
Williams Chapel	Jack Cloyd	63	5	2	0	0	0	6	0	0	0	0	1	0	0	0	0	0	63	0	63
Becker	Robert Williams	43	0	0	0	0	3	0	0	0	0	0	0	0	0	0	0	0	46	0	46
Birthright	Paul M. Bailey	61	0	0	0	0	0	0	0	0	3	0	3	0	0	0	0	0	55	0	55
Blanton Chapel	David Riley	16	0	0	0	0	0	0	0	0	0	0	0	0	0	0	0	0	16	0	16
Blossom	Susan Leddy	70	0	0	0	5	2	5	2	0	0	0	4	0	0	0	0	0	66	0	66
Shady Grove	Susan Leddy	9	6	0	0	0	0	0	0	0	2	0	0	0	0	0	0	0	13	0	13
Bogata	Elaine Bussey	156	0	0	0	1	0	0	0	0	3	0	3	0	0	10	0	0	141	0	151
Bonham First	Dyan Dietz	465	1	0	0	7	0	0	0	0	7	0	4	0	1	0	0	0	461	0	462
Bonham Wesley	Ricky Robbins	35	0	0	0	1	0	0	0	0	0	0	2	0	0	0	0	0	34	0	34
Telephone	Ricky Robbins	14	0	0	0	0	0	0	0	0	0	0	0	0	0	0	0	0	14	0	14
Caddo Mills	Debbie Lyons	49	5	0	0	1	5	0	0	0	0	1	1	0	0	1	0	0	57	0	58
Celeste	Jay Henderson	166	2	0	0	4	4	0	4	0	2	0	3	0	0	3	0	0	164	0	167
Kingston	Jay Henderson	42	1	0	0	0	0	0	0	0	0	0	0	0	0	0	0	0	43	0	43
White Rock	Jay Henderson	13	0	0	0	0	0	0	12	0	0	0	1	0	0	0	0	0	0	0	21
Charleston	R. Gary Regan	110	3	0	0	0	4	0	0	0	9	0	1	0	0	0	0	0	107	0	107
Clarksville McKenzie Mem.	Jerry Colgrove	137	2	0	0	1	3	0	0	0	7	1	1	0	0	1	0	0	133	0	134
Clarksville St. Paul	Ted Robinson	50	0	0	0	0	2	0	4	0	0	0	2	0	46	0	0	0	0	0	46
College Mound	Larry D. Davis	274	2	0	0	0	1	0	0	0	0	2	7	1	4	14	5	0	239	5	268

East District Table 1 (Continued)

CHURCH MEMBERSHIP																					
		RECEIVED						REMOVED						FULL MEMBERS AT CLOSE OF YEAR							
		Total Professing Members At Close Of Last Year	This Year On Profession Of Christian Faith	Restored By Affirmation	Previous Year's Reporting Errors— Total Professing Membership By Addition	From Other United Methodist Churches	From Other Denominations	Change Conference Action	Withdrawn	Previous Year's Reporting Errors— Total Professing Membership By Subtraction	Transfer To Other United Methodist Churches	Transfer To Other Denominations	Death	Asian	AA/Black	Hispanic/Latino	Native American	Pacific Islander	White	Multi-Racial	Total Professing Members At Close Of This Year
CHURCH NAME	PASTOR'S NAME	1	2A	2B	2C	3	4	5A	5B	5C	6	7	8	9A	9B	9C	9D	9E	9F	9G	9
Commerce First	Valarie Englert	482	0	0	0	3	3	15	2	0	4	0	4	0	6	2	0	0	455	0	463
Como	Beverly Olsen	74	3	0	0	0	0	0	0	0	0	0	2	0	2	0	0	0	73	0	75
Pine Forest	Beverly Olsen	17	0	0	0	0	0	0	0	0	0	0	0	0	0	0	0	0	17	0	17
Cooper	Steve Cook	136	0	0	0	0	0	0	0	0	0	10	3	0	0	1	0	0	122	0	123
Shooks Chapel	Steve Cook	26	0	0	0	2	2	0	0	2	0	2	0	0	0	0	0	0	26	0	26
Crandall	James Wilkins	49	4	0	0	0	6	0	0	0	2	0	1	0	0	2	0	0	54	0	56
Cumby	Duncan Graham	47	0	0	0	0	0	0	0	0	0	0	0	0	0	0	0	0	47	0	47
Cuthand	John Purviance	220	2	0	0	0	4	0	0	0	0	0	2	0	0	2	0	0	222	0	224
Deport	Debra R. May	99	0	0	0	0	0	0	0	0	0	0	1	0	0	4	2	0	92	0	98
Martin Memorial	Carl Sterling	59	0	0	0	0	0	0	0	14	2	0	3	0	0	0	0	0	40	0	40
Woodland	Carl Sterling	66	0	0	1	0	0	0	0	23	0	0	4	0	0	0	0	0	40	0	40
Ector	Dee Morton	80	1	0	0	0	3	0	0	0	0	1	1	0	0	2	0	0	80	0	82
Mulberry	Dee Morton	18	0	0	0	0	0	0	0	0	0	0	0	0	0	2	0	0	16	0	18
Enloe	Stacey Smith	44	0	0	0	6	2	0	0	0	0	0	0	0	0	0	0	0	52	0	52
Ben Franklin	Stacey Smith	23	0	0	0	0	0	0	0	0	0	0	0	0	0	0	0	0	23	0	23
Kavanaugh	Stephen Cotten	201	1	0	10	1	0	0	1	0	1	2	7	0	0	4	0	0	198	0	202
Salem-Kinser	Billy M. Shaddox	125	2	0	0	3	1	0	0	0	1	0	3	2	0	4	4	2	114	1	127
Floyd	Billy M. Shaddox	27	0	0	0	0	0	0	0	0	2	0	1	0	0	2	1	0	21	0	24
Campbell	Pam Zolczer	29	0	0	0	0	0	0	2	0	0	0	1	0	0	2	0	0	24	0	26
Caney	Pam Zolczer	12	0	0	0	0	0	0	0	0	0	0	1	0	0	0	0	0	11	0	11
Greenville Wesley	Gene Wisdom	903	13	1	0	29	6	0	7	0	3	1	15	0	2	1	0	3	920	0	926
Westview	Veronica Greanead	94	0	0	0	2	2	6	0	0	2	0	3	1	0	1	0	0	83	2	87
Grove Hill	Jim McIntire	15	0	0	0	0	0	0	8	0	0	0	0	0	0	1	0	0	6	0	7
Honey Grove McKenzie	Vivian Crowson	116	1	1	0	0	4	0	0	0	0	1	4	0	0	0	0	0	114	3	117
Forest Hill	Vivian Crowson	24	0	0	0	0	3	0	0	0	0	0	2	0	0	1	0	0	23	1	25

East District Table 1 (Continued)

CHURCH MEMBERSHIP																					
		RECEIVED						REMOVED						FULL MEMBERS AT CLOSE OF YEAR							
		Total Professing Members At Close Of Last Year	This Year On Profession Of Christian Faith	Restored By Affirmation	Previous Year's Reporting Errors— Total Professing Membership By Addition	From Other United Methodist Churches	From Other Denominations	Change Conference Action	Withdrawn	Previous Year's Reporting Errors— Total Professing Membership By Subtraction	Transfer To Other United Methodist Churches	Transfer To Other Denominations	Death	Asian	AA/Black	Hispanic/Latino	Native American	Pacific Islander	White	Multi-Racial	Total Professing Members At Close Of This Year
CHURCH NAME	PASTOR'S NAME	1	2A	2B	2C	3	4	5A	5B	5C	6	7	8	9A	9B	9C	9D	9E	9F	9G	9
Kaufman	Elizabeth Kellner	366	0	1	5	3	1	0	0	0	8	10	2	0	0	4	0	0	347	5	356
Kemp	Elizabeth Turner	72	1	0	0	2	0	0	0	0	0	0	2	0	0	0	0	0	73	0	73
Ladonia	Michael Rowe	37	0	0	0	0	2	0	0	0	0	0	1	0	0	0	0	0	38	0	38
Pecan Gap	Michael Rowe	54	0	0	0	0	0	0	0	0	1	0	1	3	0	0	0	0	49	0	52
Leonard	Adam Spore	181	1	0	0	9	6	0	0	0	0	0	0	0	0	0	0	0	197	0	197
Lone Oak	Susan Gross	63	2	0	0	0	0	0	0	0	3	0	4	0	0	0	0	0	58	0	58
Mabank	Dana Coker	410	8	0	0	0	0	63	0	0	0	0	2	0	2	13	1	0	337	0	353
Miller Grove	Howard Strickland	61	4	0	0	0	1	5	0	0	0	0	1	0	0	0	0	0	60	0	60
Mt. Vernon First	John Jack Wallace	634	0	0	0	8	7	239	0	1	0	4	8	0	2	3	2	0	389	1	397
Saltillo	John Jack Wallace	7	0	0	0	0	1	0	0	0	0	0	0	0	0	0	0	0	8	0	8
Old Saltillo	John Jack Wallace	12	0	0	0	0	0	0	0	0	0	0	1	0	0	0	0	0	11	0	11
Belk	Mark Hutchison	43	0	0	0	0	0	0	0	0	0	0	1	0	0	0	0	0	42	0	42
Chicota	Mark Hutchison	12	0	0	0	1	0	0	0	0	0	0	0	0	0	0	0	0	13	0	13
Powderly First	Mark Hutchison	103	0	0	0	4	0	0	0	0	0	0	3	0	0	0	0	0	104	0	104
Mount Tabor-Summer	Mark Hutchison	19	0	0	0	0	0	0	0	0	0	0	1	0	0	0	0	0	18	0	18
Wilson Chapel	Steve W. Gibbs	20	0	0	0	0	0	0	0	0	0	0	0	0	0	0	0	0	20	0	20
Rosser First	Steve W. Gibbs	33	0	0	0	0	0	0	0	0	0	0	0	0	0	0	0	0	33	0	33
Calvary	E. Ben Read	580	4	0	0	3	0	14	0	0	7	2	15	1	0	0	0	0	548	0	549
Paris First	Rob Spencer	765	12	7	0	18	16	0	14	0	10	21	12	0	2	0	1	0	758	0	761
Mt. Zion	Eddie Jean Adams	129	6	1	0	0	0	0	0	0	1	1	2	0	132	0	0	0	0	0	132
Oak Park	Judith Brandt	157	0	0	0	0	0	5	3	50	1	0	5	0	0	0	0	0	93	0	93
Pickton	Henry Suche	73	0	0	0	0	0	0	0	0	0	0	1	0	0	0	0	0	72	0	72
Poetry	Kathryn Curbo	43	0	0	0	4	0	0	0	0	0	0	0	0	0	0	0	0	47	0	47
Quinlan First	Eric Rothe	319	2	14	10	3	9	19	0	0	9	13	10	1	0	2	3	0	297	3	306
Roxton	Edrue Dodd	88	0	0	0	0	0	0	0	2	7	3	4	0	0	0	0	0	72	0	72

East District Table 1 (Continued)

CHURCH MEMBERSHIP																						
		RECEIVED							REMOVED							FULL MEMBERS AT CLOSE OF YEAR						
		Total Professing Members At Close Of Last Year	This Year On Profession Of Christian Faith	Restored By Affirmation	Previous Year's Reporting Errors— Total Professing Membership By Addition	From Other United Methodist Churches	From Other Denominations	Change Conference Action	Withdrawn	Previous Year's Reporting Errors— Total Professing Membership By Subtraction	Transfer To Other United Methodist Churches	Transfer To Other Denominations	Death	Asian	AA/Black	Hispanic/Latino	Native American	Pacific Islander	White	Multi-Racial	Total Professing Members At Close Of This Year	
CHURCH NAME	PASTOR'S NAME	1	2A	2B	2C	3	4	5A	5B	5C	6	7	8	9A	9B	9C	9D	9E	9F	9G	9	
Sulphur Springs First	Pete Adrian	970	14	0	0	15	9	0	0	0	6	0	14	5	4	3	0	0	976	0	988	
Sulphur Bluff	Pete Adrian	51	0	0	0	0	0	0	8	0	0	0	1	1	0	0	0	0	41	0	42	
Tira	Pete Adrian	40	1	0	0	0	1	0	0	4	0	0	2	0	0	0	0	0	36	0	36	
Wesley Sulphur Springs	Elwin N. Campbell	198	4	0	0	1	1	2	4	0	1	1	8	0	2	4	0	0	182	0	188	
Terrell First	Charles Aaron	450	0	0	0	8	3	0	2	0	5	0	9	6	1	0	0	0	435	3	445	
Terrell Warren Chapel	Doris L. Smith	32	0	0	0	0	0	0	0	0	0	6	0	0	26	0	0	0	0	0	26	
Trenton	Kathy McLean-Daavis	149	0	2	0	1	1	14	0	0	0	0	2	0	0	3	0	0	134	0	137	
Virginia Point	Louella Williams	59	2	0	0	0	0	0	0	0	0	0	2	0	0	0	0	0	59	0	59	
Windom	Gerald Johnson	40	0	0	0	0	0	0	0	0	0	0	0	0	0	0	0	0	40	0	40	
Lannius	Gerald Johnson	18	0	0	0	0	0	0	0	0	0	0	0	0	0	0	0	0	18	0	18	
Winnsboro First	Michael R. Langdon	274	4	0	0	5	0	0	0	1	0	0	1	0	1	0	0	0	280	0	281	
Tinney Chapel	Jim Hilton	80	0	0	0	2	0	0	0	1	1	1	4	0	0	1	14	0	60	0	75	
Wolfe City First	Edward D. Lee	143	1	0	0	2	0	0	0	0	4	0	4	0	2	3	0	0	133	0	138	
Rosalie	Merged	0	0	0	0	0	0	0	0	0	0	0	0	0	0	0	0	0	0	0	0	
Hail	Closed	6	0	0	0	0	0	0	0	0	6	0	0	0	0	0	0	0	0	0	0	
EAST DISTRICT	Victor Casad	0	0	0	0	0	0	0	0	0	0	0	0	0	0	0	0	0	0	0	0	
TOTAL 2013		11952	124	31	26	162	124	404	88	98	122	98	220	21	233	103	33	5	10970	24	11389	
TOTAL 2012		12138	171	10	62	130	167	211	79	57	110	56	213	22	237	103	34	7	11527	22	11952	
Inc/Dec 2013 over 2012		-186	-47	21	-36	32	-43	193	9	41	12	42	7	-1	-4	0	-1	-2	-557	2	-563	

East District Table 2

		CHURCH MEMBERSHIP						CHURCH SCHOOL AND SMALL GROUP MINISTRIES													UMM		UMW	
			Number Of Persons Baptized This Year (0-12 yrs)	Number Of Persons Baptized This Year (13 yrs-older)	Baptized Members Who Are Not Professing Members	Number Of Other Constituents	Total Enrolled In Confirmation Classes This Year	Children In All Christian Formation Groups And Small Group Ministries	Youth In All Christian Formation Groups And Small Group Ministries	Young Adults In All Christian Formation Groups And Small Group Ministries	Adults In All Christian Formation Groups and Small Group Ministries	Total Christian Formation Participants	Avg Weekly Attendance (all ages) In Sunday School	Participants In Vacation Bible School	Number Of Classes and Other Small Groups (All Ages) For Learning In Sunday School	Number Of Classes and Other Small Groups (All Ages) For Learning Other Than Sunday School	Number Of Short-Term Classes And Small Groups (All Ages)	Membership In United Methodist Men	Amount Paid For Projects	Membership In United Methodist Women	Amount Paid For Local Church And Community Work			
	CHURCH NAME	10	11a	11b	12	13	14	15	16	17	18	19	20	21	22	23	24	25a	25b	26a	26b			
1	Aley	72	2	1	8	26	0	8	0	6	41	55	39	0	1	1	4	0	0	26	4256			
2	Annona	8	0	0	0	5	0	0	0	0	6	6	5	0	1	1	0	0	0	0	0			
3	Boxelder	16	0	0	4	6	0	1	0	0	7	8	6	0	2	0	0	0	0	0	0			
4	Lone Star	8	0	0	0	0	0	0	0	0	6	6	6	0	1	0	0	0	0	0	0			
5	Arbala	35	0	0	5	12	0	8	3	1	0	12	5	15	1	1	1	0	0	0	5			
6	Gafford Chapel	55	0	0	23	12	0	24	15	12	27	78	48	35	6	2	4	0	0	0	6			
7	Avery	51	2	1	17	42	2	9	0	0	30	39	14	54	3	2	0	0	0	14	500			
8	Williams Chapel	34	3	0	9	12	0	12	0	2	0	14	25	12	2	1	0	0	0	2	0			
9	Becker	22	2	0	4	17	0	0	0	0	4	4	4	0	1	0	0	0	0	0	9			
10	Birthright	18	0	0	0	0	0	0	0	0	18	18	17	0	2	1	1	0	0	0	10			
11	Blanton Chapel	10	0	0	0	0	0	0	0	0	16	16	9	0	0	0	0	0	0	0	11			
12	Blossom	38	0	0	8	16	0	12	4	0	20	36	20	34	3	1	1	0	0	0	12			
13	Shady Grove	10	4	0	5	6	0	0	0	0	0	0	0	0	0	0	0	0	0	0	13			
14	Bogata	65	0	0	7	17	0	4	3	0	35	42	15	0	2	4	0	14	1200	20	788			
15	Bonham First	139	2	1	22	19	0	23	6	1	151	181	97	13	7	3	1	0	25	1411	15			
16	Bonham Wesley	25	0	0	0	0	0	0	0	0	0	0	0	0	0	0	0	0	0	0	16			
17	Telephone	8	0	0	0	0	0	0	2	0	0	2	8	0	0	0	0	0	0	0	17			
18	Caddo Mills	51	1	3	32	20	4	12	2	4	36	54	8	0	0	0	4	0	0	0	18			
19	Celeste	52	1	0	0	12	0	12	29	16	41	98	25	30	5	1	0	3	455	25	1354			
20	Kingston	32	0	0	0	8	0	11	4	0	0	15	10	42	0	0	0	5	645	0	20			
21	White Rock	4	0	0	0	0	0	0	0	0	0	0	0	0	0	0	0	0	0	0	21			
22	Charleston	52	0	0	0	19	0	15	0	0	8	23	0	17	1	0	0	0	2	50	22			
23	Clarksville McKenzie Mem.	59	0	2	0	0	0	0	0	0	43	43	25	25	3	0	2	0	0	0	23			
24	Clarksville St. Paul	40	0	0	0	3	0	7	2	0	0	9	15	0	2	1	1	0	0	20	250			
25	College Mound	136	1	1	1	41	0	43	26	12	140	221	76	155	9	8	5	0	0	23	1629			

East District Table 2 (Continued)

		CHURCH MEMBERSHIP						CHURCH SCHOOL AND SMALL GROUP MINISTRIES										UMM		UMW	
			Number Of Persons Baptized This Year (0–12 yrs)	Number Of Persons Baptized This Year (13 yrs–older)	Baptized Members Who Are Not Professing Members	Number Of Other Constituents	Total Enrolled In Confirmation Classes This Year	Children In All Christian Formation Groups And Small Group Ministries	Youth In All Christian Formation Groups And Small Group Ministries	Young Adults In All Christian Formation Groups And Small Group Ministries	Adults In All Christian Formation Groups and Small Group Ministries	Total Christian Formation Participants	Avg Weekly Attendance (all ages) In Sunday School	Participants In Vacation Bible School	Number Of Classes and Other Small Groups (All Ages) For Learning Other Than Sunday School	Number Of Classes and Other Small Groups (All Ages) For Learning In Sunday School	Number Of Short-Term Classes And Small Groups (All Ages)	Membership In United Methodist Men	Amount Paid for Projects	Membership In United Methodist Women	Amount Paid For Local Church And Community Work
	CHURCH NAME	10	11a	11b	12	13	14	15	16	17	18	19	20	21	22	23	24	25a	25b	26a	26b
26	Commerce First	148	3	1	68	45	14	93	25	130	90	338	71	135	14	8	3	0	0	19	220
27	Como	45	1	0	1	0	0	20	6	0	18	44	24	21	5	1	1	0	0	0	0
28	Pine Forest	10	0	0	0	0	0	0	0	0	8	8	8	0	1	0	0	0	0	0	0
29	Cooper	50	0	0	19	0	0	8	4	0	59	71	31	0	8	0	2	11	488	16	500
30	Shooks Chapel	16	0	0	0	4	0	0	0	0	0	0	0	0	0	0	0	0	0	0	0
31	Crandall	23	0	2	5	12	0	8	9	0	18	35	10	15	2	3	0	0	0	9	200
32	Cumby	18	0	0	1	0	0	0	0	0	0	0	0	17	0	0	0	0	0	6	1092
33	Cuthand	211	3	2	28	60	20	80	50	40	50	220	58	140	9	3	2	25	0	35	0
34	Deport	37	2	0	2	0	0	12	0	3	20	35	20	48	4	0	0	0	0	13	56
35	Martin Memorial	22	0	0	0	3	0	0	0	0	40	40	5	28	0	3	2	0	0	8	12000
36	Woodland	18	0	0	0	10	0	0	0	0	40	40	9	28	1	2	0	0	0	0	0
37	Ector	30	0	1	0	16	0	2	0	2	32	36	10	30	2	2	2	0	0	13	2000
38	Mulberry	13	0	0	0	2	0	0	2	2	15	19	6	2	1	1	0	0	0	0	0
39	Enloe	30	0	0	0	0	0	2	4	0	0	6	14	0	2	0	0	0	0	6	0
40	Ben Franklin	14	1	0	0	0	0	2	4	0	10	16	14	0	1	0	0	0	0	0	0
41	Kavanaugh	95	2	1	51	16	0	18	5	0	70	93	60	30	8	2	3	0	0	0	0
42	Salem-Kinser	52	0	0	9	24	0	9	2	2	38	51	25	0	4	6	4	0	0	0	0
43	Floyd	14	0	0	0	10	0	0	2	3	15	20	10	0	2	1	2	0	0	0	0
44	Campbell	15	0	0	0	0	0	0	0	0	0	0	0	0	0	0	0	0	0	0	0
45	Caney	7	0	0	1	0	0	1	0	2	5	8	3	0	1	0	0	0	0	0	0
46	Greenville Wesley	321	4	2	130	38	5	72	92	68	321	553	219	80	16	15	8	0	0	16	1806
47	Westview	51	4	0	19	7	2	16	3	1	29	49	24	46	7	2	0	0	0	0	0
48	Grove Hill	13	0	0	0	0	0	0	0	0	0	0	0	0	0	0	0	0	0	0	0
49	Honey Grove McKenzie	60	1	0	17	29	0	6	5	0	32	43	20	50	3	2	3	0	0	29	1700
50	Forest Hill	14	0	0	0	8	0	0	1	0	8	9	6	0	2	1	0	0	0	0	0

East District Table 2 (Continued)

		CHURCH MEMBERSHIP						CHURCH SCHOOL AND SMALL GROUP MINISTRIES										UMM		UMW					

East District Table 2 (Continued)

	CHURCH MEMBERSHIP							CHURCH SCHOOL AND SMALL GROUP MINISTRIES										UMM		UMW	
	CHURCH NAME	10	11a	11b	12	13	14	15	16	17	18	19	20	21	22	23	24	25a	25b	26a	26b
76	Sulphur Springs First	308	2	4	0	65	12	60	73	26	375	534	235	125	19	3	3	0	0	15	1222
77	Sulphur Bluff	25	0	0	0	0	0	4	0	0	16	20	4	0	0	1	1	0	0	0	77
78	Tira	19	1	0	0	5	0	4	0	0	9	13	9	0	2	0	0	0	0	0	78
79	Wesley Sulphur Springs	125	1	0	10	17	0	15	8	125	163	88	104	7	1	2	0	0	0	22	100
80	Terrell First	100	2	0	72	111	0	135	30	22	170	357	57	50	9	3	5	15	2000	0	80
81	Terrell Warren Chapel	16	0	0	0	6	0	7	0	2	9	18	9	0	2	0	1	5	0	14	912
82	Trenton	60	1	1	35	20	0	13	17	3	42	75	30	35	4	1	0	4	0	0	82
83	Virginia Point	35	1	1	0	0	0	8	5	0	9	22	12	0	2	0	12	0	0	0	83
84	Windom	18	0	0	0	2	0	2	0	0	6	8	8	0	2	0	0	0	0	0	84
85	Lannius	10	0	0	0	4	0	0	0	0	8	8	8	0	1	0	0	0	0	0	85
86	Winnboro First	101	3	1	22	12	0	13	19	0	120	152	80	0	9	4	3	16	1750	19	2150
87	Tinney Chapel	49	0	0	0	21	0	2	4	0	45	51	30	0	7	1	0	0	0	0	87
88	Wolfe City First	54	0	1	0	0	0	12	6	0	2	20	18	45	5	1	3	0	0	22	300
89	Rosalie	0	0	0	0	0	0	0	0	0	0	0	0	0	0	0	0	0	0	0	89
90	Hail	8	0	0	0	0	0	0	0	0	0	0	0	0	0	0	0	0	0	0	90
91	EAST DISTRICT	0	0	0	0	0	0	0	0	0	0	0	0	0	0	0	0	0	0	0	91
	TOTAL 2013	5112	84	47	873	1743	82	1465	820	416	3613	6314	2476	2179	311	151	129	282	22674	838	60382
	TOTAL 2012	5286	154		985	1475	89	1496	877	453	3715	6541	2704	2406	344	144	127	361	22522	873	45563
	Inc/Dec 2013 over 2012	-174	-23		-112	268	-7	-31	-57	-37	-102	-227	-228	-227	-33	7	2	-79	152	-35	14819

East District Table 3

	MISSION AND COMMUNITY MINISTRIES					PROPERTY AND OTHER ASSETS				CONNECTIONAL PROGRAMS						
		Number Of Persons Sent On UMYM Teams From Local Church	Number Of persons engaged in mission	Number Of Persons Served By Community Ministries For Daycare And/Or Education	Number Of Persons Served By Community Ministries For Outreach, Justice, And Mercy	Market Value Of Church-Owned Land, Buildings And Equipment	Market Value Of Other Church-Owned Assets	Debt Secured By Church Physical Assets	Other Debt	Total APORPORTIONED To Local Church For All Causes Paid To AC Treasurer	Total PAID By Local Church For All Apportioned Causes To AC Treasurer	General Advance Specials	World Service Special Gifts	Annual Conference Advance Specials	Youth Service Fund	Other Funds For Connectional Mission And Ministry
CHURCH NAME	27a	27b	28	29	30	31	32	33	34	35a	35b	37	38	39	40	41
1 Aley	0	0	0	0	1452	406200	50155	0	0	11405	11405	0	0	0	0	6194
2 Annona	0	0	0	0	50	601654	14899	0	0	2164	2164	0	0	0	0	0
3 Boxelder	0	0	6	0	125	419091	41375	0	0	3798	3798	545	0	100	0	0
4 Lone Star	0	0	6	0	40	75000	83477	0	0	1860	1860	0	0	100	0	0
5 Arbala	0	0	20	0	72	95000	22704	0	0	1676	1676	568	0	0	0	0
6 Gafford Chapel	0	0	25	0	130	663365	78074	123349	0	5811	5811	1770	0	0	0	0
7 Avery	0	0	25	0	487	705000	87101	0	0	7674	7674	318	0	0	0	0
8 Williams Chapel	0	0	20	0	115	71379	118942	0	0	3253	3253	0	0	0	0	0
9 Becker	0	0	1	0	200	190029	78381	0	0	3152	3152	215	0	0	0	0
10 Birthright	0	0	10	0	1225	200000	15000	0	0	2986	2986	2570	0	100	0	0
11 Blanton Chapel	0	0	0	0	0	120000	4074	0	0	1052	1052	0	0	0	0	0
12 Blossom	0	0	29	12	1500	408000	38229	0	0	4782	4782	0	0	0	0	0
13 Shady Grove	0	0	0	0	0	27000	4247	0	0	641	641	0	0	0	0	0
14 Bogata	0	0	0	0	500	993818	27636	0	0	14238	14238	245	0	0	0	0
15 Bonham First	0	0	33	50	250	1814500	27918	0	81306	37230	37230	494	0	100	0	0
16 Bonham Wesley	0	0	4	0	0	591680	4369	3000	0	2660	2660	0	0	0	0	0
17 Telephone	0	0	0	0	0	52000	9010	0	0	1023	1023	0	0	0	0	0
18 Caddo Mills	0	0	40	0	125	486140	134574	0	0	5126	5126	619	0	250	0	0
19 Celeste	0	0	0	0	80	872165	24559	121502	0	8722	8722	545	0	0	0	0
20 Kingston	0	0	0	0	26	239769	5025	0	0	2657	2657	0	0	0	0	0
21 White Rock	0	0	0	0	0	81481	10078	0	0	1221	1221	0	0	0	0	0
22 Charleston	0	0	21	0	200	70000	25000	0	0	4281	4281	0	0	0	0	0
23 Clarksville McKenzie Mem.	0	0	0	0	0	2152576	108890	0	0	12938	12938	0	0	500	0	0
24 Clarksville St. Paul	0	0	7	0	40	145000	7500	0	0	3201	3201	100	0	0	0	0
25 College Mound	0	0	45	0	1500	1750000	45000	0	0	20218	20218	50	0	1000	0	500

East District Table 3 (Continued)

	CHURCH NAME	MISSION AND COMMUNITY MINISTRIES					PROPERTY AND OTHER ASSETS				CONNECTIONAL PROGRAMS						
		Number Of Persons Sent On UM/VIM Teams From Local Church	Number Of Persons Sent On UM/VIM Teams From Local Church	Number of persons engaged in mission	Number Of Persons Served By Community Ministries For Daycare And/Or Education	Number Of Persons Served By Community Ministries For Outreach, Justice, And Mercy	Market Value Of Church-Owned Land, Buildings And Equipment	Market Value Of Other Church-Owned Assets	Debt Secured By Church Physical Assets	Other Debt	Total APPORTIONED To Local Church For All Causes Paid To AC Treasurer	Total PAID By Local Church For All AppORTioned Causes To AC Treasurer	General Advance Specials Gifts	World Service Special Gifts	Annual Conference Advance Specials	Youth Service Fund	Other Funds For Connectional Mission And Ministry
26	27a	27b	28	29	30	31	32	33	34	35a	35b	37	38	39	40	41	
Commerce First	0	0	62	130	1710	7213905	1811605	180702	0	47577	47577	4006	0	0	0	0	26
Como	0	0	12	85	0	572981	276933	0	0	5955	5955	225	0	0	0	0	27
Pine Forest	0	0	8	0	400	85000	23550	0	0	956	956	0	0	0	0	0	28
Cooper	0	0	25	0	4998	1500000	43710	1800	0	11904	11904	0	0	0	0	0	29
Shooks Chapel	0	0	0	0	0	254400	80000	0	0	3417	3417	0	0	0	0	0	30
Crandall	0	0	8	0	19035	400000	819	0	0	2643	2643	175	0	1357	0	238	31
Cumby	0	0	0	0	0	311601	19661	0	0	1824	1824	185	0	0	0	0	32
Cuthand	0	0	6	0	200	576000	93044	42000	0	11986	11986	3000	0	0	0	0	33
Deport	0	0	28	0	669	762025	43281	0	0	7030	7030	31	0	0	0	0	34
Martin Memorial	0	0	0	0	0	570900	45186	0	0	3911	3911	1205	0	0	0	0	35
Woodland	0	0	40	0	52	155000	8460	0	0	3910	3910	0	0	0	0	0	36
Ector	0	0	30	0	200	476000	54377	0	0	3888	3888	165	0	0	0	0	37
Mulberry	0	0	13	0	50	189000	20865	0	0	1295	1295	0	0	0	0	0	38
Enloe	0	0	0	0	0	187000	30700	0	0	2807	2807	1278	0	0	0	0	39
Ben Franklin	0	0	0	0	0	150000	800	0	0	1395	1395	126	0	0	0	0	40
Kavanaugh	0	0	16	60	245	5626447	974218	0	0	32590	32590	1780	0	0	0	0	41
Salem-Kinser	0	0	15	35	20	1784861	70957	0	0	12095	12095	0	0	0	0	0	42
Floyd	0	0	4	15	15	149048	44216	0	0	1823	1823	0	0	0	0	0	43
Campbell	0	0	0	0	0	210000	12996	0	0	1804	1804	0	0	0	0	0	44
Caney	0	0	0	0	0	65563	1159	0	0	596	596	0	0	0	0	0	45
Greenville Wesley	0	0	25	79	3336	10773141	338215	2359970	0	85556	85556	5249	0	1000	0	450	46
Westview	0	0	7	12	150	1684956	38289	58500	0	12080	12080	0	0	0	0	0	47
Grove Hill	0	0	0	0	0	95000	21509	0	0	959	959	0	0	0	0	0	48
Honey Grove McKenzie	0	0	10	0	50	1389079	379091	0	0	10067	10067	0	0	0	0	0	49
Forest Hill	0	0	0	0	0	47000	11358	0	0	1813	1813	0	0	0	0	0	50

East District Table 3 (Continued)

		MISSION AND COMMUNITY MINISTRIES					PROPERTY AND OTHER ASSETS				CONNECTIONAL PROGRAMS							
		CHURCH NAME	Number U/M/V/M Teams Sent From Local Church	Number Of Persons Sent On U/M/V/M Teams From Local Church	Number of persons engaged in mission	Number Of Persons Served By Community Ministries For Daycare And/Or Education	Number Of Persons Served By Community Ministries For Outreach, Justice, And Mercy	Market Value Of Church-Owned Land, Buildings And Equipment	Market Value Of Other Church-Owned Assets	Debt Secured By Church Physical Assets	Other Debt	Total APPORTIONED To Local Church For All Causes Paid To AC Treasurer	Total PAID By Local Church For All Apportioned Causes To AC Treasurer	General Advance Specials Gifts	World Service Special Gifts	Annual Conference Advance Specials	Youth Service Fund	Other Funds For Connectional Mission And Ministry
51	Kaufman	0	1	25	23	2408	2325000	2047470	0	0	30571	30571	1579	0	0	0	0	864
52	Kemp	0	0	30	0	200	646700	22418	0	0	6897	6897	1018	0	0	0	0	0
53	Ladonia	0	0	4	0	350	217382	21132	0	0	2976	2976	25	0	0	0	0	0
54	Pecan Gap	0	0	25	0	350	239769	188959	0	0	3983	3983	1000	0	0	0	0	0
55	Leonard	0	0	42	0	250	1460000	176215	0	0	17048	17048	0	0	0	0	0	0
56	Lone Oak	0	0	5	0	250	600500	80800	0	0	5353	5353	960	0	185	0	0	0
57	Mabank	2	30	190	708	19000	2223098	350824	502864	0	48281	48281	0	9	0	0	1200	57
58	Miller Grove	0	0	1	0	250	331200	102838	0	0	3045	3045	0	0	0	0	0	0
59	Mt. Vernon First	0	0	112	130	1921	7882250	118901	35665	61158	61158	5160	0	500	0	0	0	59
60	Saltillo	0	0	0	0	0	85000	23148	0	0	431	431	0	0	0	0	0	60
61	Old Saltillo	0	0	0	0	0	238000	45900	0	0	567	567	0	0	0	0	0	61
62	Belk	0	0	5	0	50	190000	130000	0	0	2934	2934	0	0	0	0	0	62
63	Chicota	0	0	6	0	25	92400	15000	0	0	1632	1632	0	0	0	0	0	63
64	Powderly First	0	0	12	0	250	260000	120008	0	0	5007	5007	0	0	0	0	0	64
65	Mount Tabor-Summer	0	0	4	0	40	153258	53000	0	0	1874	1874	0	0	0	0	0	65
66	Wilson Chapel	0	0	0	0	0	100000	930	0	0	1307	1307	0	0	0	0	0	66
67	Rosser First	0	0	0	0	0	53000	1617	0	0	1661	1661	0	0	0	0	0	67
68	Calvary	0	0	25	35	500	285864	453933	0	0	47039	47039	1210	0	600	0	0	68
69	Paris First	0	0	111	175	7400	9957151	1451331	200000	87509	87509	6264	0	5000	0	0	0	69
70	Mt. Zion	0	0	7	21	238	698636	177986	19075	0	9258	9258	0	0	0	0	0	70
71	Oak Park	0	0	4	0	155	20129510	27634	0	0	17190	8595	200	0	0	0	0	71
72	Pickton	0	0	0	0	0	530450	76083	0	0	4306	4306	65	0	0	0	0	72
73	Poetry	0	0	76	0	97	50526	65682	0	0	3666	3666	0	0	0	0	300	73
74	Quinlan First	0	0	110	1767	5374	1910000	180902	430780	0	29300	29300	322	0	0	0	35	74
75	Roxton	0	0	0	0	125	774500	97867	0	0	9838	9838	0	0	0	0	0	75

East District Table 3 (Continued)

	MISSION AND COMMUNITY MINISTRIES					PROPERTY AND OTHER ASSETS				CONNECTIONAL PROGRAMS						
	Number UNVIM Teams Sent From Local Church	Number Of Persons Sent On UNVIM Teams From Local Church	Number of persons engaged in mission	Number Of Persons Served By Community Ministries For Daycare And/Or Education	Number Of Persons Served By Community Ministries For Outreach, Justice, And Mercy	Market Value Of Church-Owned Land, Buildings And Equipment	Market Value Of Other Church-Owned Assets	Debt Secured By Church Physical Assets	Other Debt	Total APPORTIONED To Local Church For All Causes Paid To AC Treasurer	Total PAID By Local Church For All Appointed Causes To AC Treasurer	General Advance Specials Gifts	World Service Special Gifts	Annual Conference Advance Specials	Youth Service Fund	Other Funds For Connectional Mission And Ministry
CHURCH NAME	27a	27b	28	29	30	31	32	33	34	35a	35b	37	38	39	40	41
76 Sulphur Springs First	0	0	210	66	415	6118790	549250	0	0	97916	97916	1140	0	400	0	0 76
77 Sulphur Bluff	0	0	6	0	128	250000	80900	28000	0	3851	3851	0	0	0	0	0 77
78 Tira	0	0	6	0	25	212180	82532	0	0	3122	3122	1000	0	0	0	0 78
79 Wesley Sulphur Springs	0	0	36	57	519	3035931	310172	0	0	26409	26409	1074	0	0	0	0 79
80 Terrell First	0	0	20	260	1090	4315703	477024	16584	0	31238	31238	3688	0	0	0	150 80
81 Terrell Warren Chapel	0	0	0	0	52	135000	13859	0	0	3313	3313	371	0	0	0	300 81
82 Trenton	0	0	27	0	2175	1714800	113716	0	0	14158	14158	700	0	0	0	0 82
83 Virginia Point	0	0	2	0	575	193084	129389	0	0	3808	3808	1000	0	0	0	0 83
84 Windom	0	0	20	0	75	375000	107670	0	0	2535	2535	0	0	0	0	0 84
85 Lannius	0	0	0	0	0	34030	2314	0	0	968	968	0	0	0	0	0 85
86 Winnsboro First	1	9	31	0	149	2321326	105064	0	0	26501	26501	932	0	0	0	0 86
87 Tinney Chapel	0	0	30	0	1005	924737	34999	0	0	7531	7531	590	0	200	0	0 87
88 Wolfe City First	0	0	23	0	350	1266617	115654	0	0	14719	14719	0	0	0	0	0 88
89 Rosalie	0	0	0	0	0	0	0	0	0	772	772	0	0	0	0	0 89
90 Hail	0	0	0	0	0	0	0	0	0	848	848	0	0	0	0	0 90
91 EAST DISTRICT	0	0	0	0	0	0	0	0	0	0	8595	1500	0	500	0	0 91
TOTAL 2013	3	40	1806	3720	85038	120791146	13664337	4088126	116971	1074170	1074170	55262	0	11901	0	10231
TOTAL 2012	7	43	0	2139	147295	100683857	16482396	4385582	146985	1103827	1103827	13325	0	10981	0	21497
Inc/Dec 2013 over 2012	-4	-3	1806	1581	-62257	20107289	-2818059	-297456	-30014	-29657	-29657	41937	0	920	0	-11266

East District Table 4

	CONNECTIONAL PROGRAMS										MINISTERIAL SUPPORT											
	CHURCH NAME	42	43	44	45a	45b	45c	45d	45e	45f	46	47	48	49	50	51	52	53	Other Cash Allowances (Non-Accountable) — Pastor And Associate(s)	Accountable Reimbursements— Pastor And Associate(s)	Housing And Utilities And/Or Related Allowances— Pastor And Associate(s)	Base Compensation To Associate(s)
1	Aley	0	0	5567	0	0	0	0	0	0	8890	8393	50667	0	15000	9180	2892	0	1			
2	Annona	0	0	0	0	0	0	0	0	0	0	0	4800	0	0	0	0	0	2			
3	Boxelder	200	0	1900	0	0	42	0	0	0	0	0	12000	0	0	0	4872	0	3			
4	Lone Star	200	0	0	0	0	0	0	0	0	0	0	4200	0	0	0	1200	0	4			
5	Arbala	0	500	1540	0	0	0	0	0	0	0	0	5520	0	775	1266	0	5				
6	Gafford Chapel	0	400	9800	0	0	0	0	0	0	0	0	17710	0	4248	4239	0	6				
7	Avery	295	0	2273	0	0	0	0	0	0	0	0	7000	0	0	0	0	7				
8	Williams Chapel	0	279	500	0	0	0	0	0	0	0	0	6125	0	0	1325	0	8				
9	Becker	0	0	1000	0	0	0	0	0	0	0	0	10000	0	0	1000	0	9				
10	Birthright	300	450	3000	0	0	0	0	0	0	0	0	4200	0	4200	0	0	10				
11	Blanton Chapel	0	0	0	0	0	0	0	0	0	0	0	3900	0	0	0	0	11				
12	Blossom	0	0	680	0	0	0	0	0	0	0	0	250	0	11750	0	2800	12				
13	Shady Grove	0	0	0	0	0	0	0	0	0	0	0	2100	0	0	0	200	13				
14	Bogata	0	0	2100	0	0	0	0	0	0	8416	8617	38666	0	4910	4466	0	14				
15	Bonham First	0	752	4968	0	0	0	0	0	0	8532	8393	53864	0	6000	0	0	15				
16	Bonham Wesley	0	1100	0	0	0	0	0	0	0	0	0	6000	0	0	0	0	16				
17	Telephone	0	0	0	0	0	0	0	0	0	0	0	3600	0	0	0	0	17				
18	Caddo Mills	0	1422	2274	0	0	0	0	0	0	5019	5875	20818	0	6000	7450	0	18				
19	Celeste	0	545	2028	0	0	0	0	0	0	4277	1922	15468	0	6466	4572	0	19				
20	Kingston	0	200	100	0	0	0	0	0	0	831	374	5923	0	1257	889	0	20				
21	White Rock	0	125	100	0	0	0	0	0	0	831	374	3869	0	1257	889	0	21				
22	Charleston	0	0	4750	0	0	0	0	0	0	0	0	0	0	12000	2400	0	22				
23	Clarksville McKenzie Mem.	240	0	0	0	0	0	0	0	0	6961	6951	28000	0	16550	0	0	23				
24	Clarksville St. Paul	0	75	500	0	0	0	0	0	0	0	0	7200	0	0	0	300	24				
25	College Mound	0	1000	240	0	0	0	0	0	0	7763	8393	42445	0	4090	17628	9802	25				

East District Table 4 (Continued)

		CONNECTIONAL PROGRAMS									MINISTERIAL SUPPORT							
		Annual Conference Special Sunday Offerings	Benevolences Directly To U/M Causes (Not To AC Treasurer)	Benevolences Paid Directly To Non-U/M Benevolent And Charitable Causes	Human Relations Day	One Great Hour Of Sharing	Peace With Justice	Native American Ministries	World Communion	U/M Student Day	Direct-Billed Clergy Non-Health Benefits (Pension)	Direct-Billed Clergy Health Benefits	Base Compensation To Pastor	Base Compensation To Associate(s)	Housing And Utilities And/Or Related Allowances— Pastor And Associate(s)	Accountable Reimbursements— Pastor And Associate(s)	Other Cash Allowances (Non-Accountable) — Pastor And Associate(s)	Salary And Benefits For Deacons
	CHURCH NAME	42	43	44	45a	45b	45c	45d	45e	45f	46	47	48	49	50	51	52	53
26	Commerce First	0	2700	9204	0	0	0	0	0	0	11225	10491	50026	9784	9636	7000	2000	0
27	Como	0	225	3622	0	0	0	0	0	0	4000	0	17016	0	8400	0	400	0
28	Pine Forest	0	0	7110	0	0	0	0	0	0	0	0	10536	0	0	0	0	0
29	Cooper	0	0	3040	0	0	0	0	0	0	5540	6928	24202	0	6619	1649	0	0
30	Shooks Chapel	0	0	0	0	0	0	0	0	0	1380	1465	7287	0	0	0	0	0
31	Crandall	75	450	874	0	0	0	0	0	0	0	0	0	0	10344	0	0	0
32	Cumby	0	0	0	0	0	0	0	0	0	0	0	0	0	11500	0	0	0
33	Cuthand	0	3450	16163	0	0	0	0	0	0	3739	0	6000	0	4300	5250	0	0
34	Deport	0	0	1032	0	35	20	50	0	0	3918	0	9481	0	5800	3800	500	0
35	Martin Memorial	0	0	0	0	0	0	0	0	0	0	0	8600	0	1396	1200	0	0
36	Woodland	0	0	0	0	0	0	0	0	0	0	0	9161	0	900	1200	0	0
37	Ector	13	0	5447	0	0	0	0	0	0	0	0	0	0	7631	5035	0	0
38	Mulberry	0	0	1717	0	0	0	0	0	0	0	0	0	0	6711	3000	0	0
39	Enloe	0	300	3000	0	0	0	0	0	0	0	0	3120	0	0	0	0	0
40	Ben Franklin	0	0	0	0	0	0	0	0	0	0	0	5200	0	0	0	0	0
41	Kavanaugh	288	0	1500	0	0	0	0	0	0	8400	8393	41200	0	5050	9400	0	0
42	Salem-Kinser	480	0	0	0	160	0	0	160	0	8058	8393	27840	0	3971	12250	2880	0
43	Floyd	0	0	100	0	0	0	0	0	0	0	0	6250	0	0	0	0	0
44	Campbell	0	0	0	0	0	0	0	0	0	0	0	0	0	12000	587	0	0
45	Caney	0	0	0	0	0	0	0	0	0	0	0	0	0	1450	200	0	0
46	Greenville Wesley	1000	0	73326	0	0	0	0	0	0	10527	8393	75220	0	45000	5861	0	0
47	Westview	0	0	547	0	0	0	0	0	0	6886	6710	36000	0	7465	4783	0	0
48	Grove Hill	0	0	0	0	0	0	0	0	0	0	0	0	0	0	2400	0	0
49	Honey Grove McKenzie	384	278	4650	41	0	25	137	75	0	6410	6674	29611	0	5323	1050	79	0
50	Forest Hill	0	0	125	0	0	0	0	0	0	1503	1566	8700	0	0	0	0	0

East District Table 4 (Continued)

	CONNECTIONAL PROGRAMS										MINISTERIAL SUPPORT							
	Annual Conference Special Sunday Offerings	Beneficences Directly To U/M Causes (Not To AC Treasurer)	Beneficences Paid Directly To Non-U/M Benevolent And Charitable Causes	Human Relations Day	One Great Hour Of Sharing	Peace With Justice	Native American Ministries	World Communion	U/M Student Day	Direct-Billed Clergy Non-Health Benefits (Pension)	Direct-Billed Clergy Health Benefits	Base Compensation To Pastor	Base Compensation To Associate(s)	Housing And Utilities And/Or Related Allowances—Pastor And Associate(s)	Accountable Reimbursements—Pastor And Associate(s)	Other Cash Allowances (Non-Accountable)—Pastor And Associate(s)	Salary And Benefits For Deacons	
	42	43	44	45a	45b	45c	45d	45e	45f	46	47	48	49	50	51	52	53	
51 Kaufman	0	0	13889	0	0	0	0	0	0	9700	8393	51042	480	5622	1125	0	0	
52 Kemp	0	1000	200	0	0	0	0	0	0	0	0	15773	0	5000	1740	0	0	
53 Ladonia	0	500	2144	0	0	0	0	0	0	2090	0	6900	0	5200	968	0	0	
54 Pecan Gap	0	1400	6262	0	0	0	0	0	0	2090	0	7800	0	5200	968	0	0	
55 Leonard	0	1722	8560	0	0	0	0	0	0	6740	7630	26029	0	3308	346	0	0	
56 Lone Oak	0	0	0	0	0	0	0	0	0	0	0	18174	0	1800	1800	0	0	
57 Mabank	0	0	120689	0	0	0	0	0	0	9535	8393	69742	0	3358	6262	0	0	
58 Miller Grove	0	0	1841	0	0	0	0	0	0	0	0	4320	0	7680	960	0	0	
59 Mt. Vernon First	228	200	78213	0	0	0	0	0	0	9035	8393	56400	0	7559	8690	7546	0	
60 Saltillo	0	1000	3180	0	0	0	0	0	0	0	0	1050	0	0	0	0	0	
61 Old Saltillo	0	0	0	0	0	0	0	0	0	0	0	1050	0	0	0	0	0	
62 Belk	0	0	250	0	0	0	0	0	0	1534	1527	7027	1872	1576	1456	965	0	
63 Chicota	0	0	0	0	0	0	0	0	0	1062	1057	4865	1296	1091	1008	668	0	
64 Powderly First	0	0	0	0	0	0	0	0	0	2183	2173	10000	2664	2243	2072	1373	0	
65 Mount Tabor-Summer	0	0	100	0	0	0	0	0	0	1121	1116	5135	1368	1152	1064	704	0	
66 Wilson Chapel	400	0	0	0	0	0	0	0	0	0	0	4800	0	0	0	0	0	
67 Rosser First	0	0	0	0	0	0	0	0	0	0	0	4800	0	0	0	0	0	
68 Calvary	0	0	5160	0	0	0	0	0	0	8965	8393	53348	0	8680	2293	0	0	
69 Paris First	0	115683	217833	0	0	0	0	0	0	10578	7629	91727	21800	61000	8403	0	0	
70 Mt. Zion	0	0	0	0	0	0	0	0	0	4623	7020	17265	0	3200	7825	450	0	
71 Oak Park	0	0	0	0	0	0	0	0	0	7375	7783	39835	0	4000	0	0	0	
72 Pickton	0	0	0	0	0	0	0	0	0	0	0	5000	0	15000	179	0	0	
73 Poetry	0	300	3250	0	0	0	0	0	0	0	0	10140	0	15860	400	0	0	
74 Quinlan First	0	0	900	0	0	0	0	0	0	8982	8393	35000	0	8000	12000	0	0	
75 Roxton	0	0	0	0	0	0	0	0	0	4288	3552	32822	0	1500	62	0	0	

East District Table 4 (Continued)

		CONNECTIONAL PROGRAMS									MINISTERIAL SUPPORT								
		Annual Conference Special Sunday Offerings	Benevolences Directly To UMI Causes (Not To AC Treasurer)	Benevolences Paid Directly To Non-UMI Benevolent And Charitable Causes	Human Relations Day	One Great Hour Of Sharing	Peace With Justice	Native American Ministries	World Communion	UM Student Day	Direct-Billed Clergy Non-Health Benefits (Pension)	Direct-Billed Clergy Health Benefits	Base Compensation To Pastor	Base Compensation To Associate(s)	Housing And Utilities And/Or Related Allowances—Pastor And Associate(s)	Accountable Reimbursements—Pastor And Associate(s)	Other Cash Allowances (Non-Accountable) —Pastor And Associate(s)	Salary And Benefits For Deacons	
	CHURCH NAME	42	43	44	45a	45b	45c	45d	45e	45f	46	47	48	49	50	51	52	53	
76	Sulphur Springs First	0	16215	112304	0	0	0	0	0	0	19444	16786	90189	44879	33231	13925	0	0	
77	Sulphur Bluff	0	0	4045	0	0	0	0	0	0	0	0	6000	0	1500	300	0	0	
78	Tira	600	0	1600	0	0	0	0	0	0	0	0	2948	0	1500	750	2002	0	
79	Wesley Sulphur Springs	0	0	13072	0	0	0	0	0	0	7651	7557	37959	0	7408	6688	0	0	
80	Terrell First	0	0	1069	0	0	0	0	0	0	8942	8393	59586	0	4791	3184	1515	0	
81	Terrell Warren Chapel	0	200	200	0	0	0	0	0	0	0	0	3631	0	2269	255	0	0	
82	Trenton	2500	0	5646	0	0	0	0	0	0	8458	8393	41000	0	10223	1885	0	0	
83	Virginia Point	0	0	4132	0	0	0	0	0	0	0	0	5002	0	4752	0	0	0	
84	Windom	0	0	275	0	0	0	0	0	0	0	0	6000	0	6000	300	0	0	
85	Lannius	0	0	0	0	0	0	0	0	0	0	0	800	0	400	0	0	0	
86	Winnsboro First	0	485	350	0	0	0	0	0	10	7873	7523	42980	0	8406	0	0	0	
87	Tinney Chapel	30	200	2193	0	0	0	0	0	0	0	0	7182	0	12294	0	300	0	
88	Wolfe City First	0	0	0	0	506	0	0	0	0	0	0	25692	0	2672	0	0	0	
89	Rosalie	0	0	0	0	0	0	0	0	0	0	0	0	0	0	0	0	0	
90	Hail	0	0	0	0	0	0	0	0	0	0	0	3600	0	3600	0	0	0	
91	EAST DISTRICT	0	0	0	0	0	0	0	0	0	0	0	0	0	0	0	0	0	
	TOTAL 2013	7233	153156	782134	41	701	87	187	235	10	265375	238409	1642388	84143	515074	206877	43448	0	
	TOTAL 2012	8248	148043	732398	244	1566	44	90	353	187	266065	238003	1613014	79975	506317	217346	63757	0	
	Inc/Dec 2013 over 2012	-1015	5113	49736	-203	-865	43	97	-118	-177	-690	406	29374	4168	8757	-10469	-20309	0	

East District Table 5

	LOCAL CHURCH EXPENDITURES						RECEIVED FOR ANNUAL BUDGET/SPENDING PLAN									
	CHURCH NAME	55	56	57	58	59	60	61	62a	62b	62c	62d	62e	62f	62g	62
1	Aley	0	2564	11266	0	17564	149582	76	80381	35837	6195	356	0	0	0	122769
2	Annona	0	778	10709	0	0	18451	10	0	16990	1401	0	0	2700	0	21091
3	Boxelder	0	877	6799	0	0	31133	14	0	24123	1132	143	0	406	0	25804
4	Lone Star	0	740	4025	0	0	12325	12	0	16450	2320	1570	0	0	0	20340
5	Arbala	0	730	1785	0	0	14360	15	0	18990	0	0	0	0	689	19679
6	Gafford Chapel	0	3780	8375	2612	146063	204808	22	0	70234	0	0	0	0	0	70234
7	Avery	1940	6738	19561	0	0	45799	31	0	41430	7065	47	0	0	3533	52075
8	Williams Chapel	480	1892	9257	0	0	23111	15	0	21462	1134	0	0	0	0	22596
9	Becker	1325	0	5082	0	0	21774	21	0	17744	1406	0	0	0	0	19150
10	Birthright	0	2633	3872	0	0	24311	36	0	23944	0	0	0	0	0	23944
11	Blanton Chapel	0	319	920	0	0	6191	5	0	8251	0	0	0	0	0	8251
12	Blossom	0	1761	15481	0	0	37504	35	0	32766	5576	45	0	0	1988	40375
13	Shady Grove	0	0	1516	0	0	4457	9	0	4201	0	0	0	0	0	4201
14	Bogata	14703	3720	25270	0	8414	133765	45	0	116175	8157	26	0	2388	0	126746
15	Bonham First	110370	7239	59084	26403	4953	328382	124	170020	55937	11866	0	0	1990	0	239813
16	Bonham Wesley	1500	305	14623	2421	0	28609	20	0	16199	0	0	0	8400	0	24599
17	Telephone	0	300	2467	0	0	7390	8	7162	0	0	0	0	0	0	7162
18	Caddo Mills	0	1567	16812	0	10017	83249	61	0	98284	0	1370	0	0	0	99654
19	Celeste	0	5061	12971	10296	7352	80225	21	8631	46215	5597	0	0	315	0	60758
20	Kingston	0	500	4681	0	0	17412	17	0	17157	2402	0	0	0	0	19559
21	White Rock	0	0	1932	0	0	10598	10	0	7162	0	0	0	0	0	7162
22	Charleston	3000	5476	1873	0	0	33780	52	0	26000	18100	0	0	0	14597	58697
23	Clarksville McKenzie Mem.	22812	150	44624	0	0	139726	74	0	112704	2112	18	0	1025	6314	122173
24	Clarksville St. Paul	4000	1500	3000	0	800	20676	46	0	17000	3500	0	0	150	4200	24850
25	College Mound	15424	13838	23198	0	13168	178757	83	0	129665	3959	45	0	1465	49007	184141

East District Table 5 (Continued)

	LOCAL CHURCH EXPENDITURES						RECEIVED FOR ANNUAL BUDGET/SPENDING PLAN									
	CHURCH NAME	55	56	57	58	59	60	61	62a	62b	62c	62d	62e	62f	62g	62
		Salary And Benefits For All Other Church Staff	Program Expenses	Other Operating Expenses	Principal And Interest On Indebtedness, Loans, Mortgages, Etc.	Capital Expenditures For Building, Improvements, And Major Equipment Purchases	TOTAL AMOUNT PAID BY LOCAL CHURCH ON ALL EXPENDITURES	Number Of Households Giving To Local Church	Amount Received Through Pledges	Amount Received From Non-Pledging But Identified Givers	Amount Received From Undenitrified Givers	Amount Received From Interest and Dividends	Amount Received From Sale of Church Assets	Amount Received Through Building Use Fees, Contributions, And Rentals	Amount Received Through Fundraisers And Other Sources	TOTAL INCOME FOR ANNUAL BUDGET/SPENDING PLAN
26	Commerce First	120183	15467	89596	19598	0	408493	140	305330	64615	4807	3	0	2575	0	377330
27	Como	2700	870	14500	0	0	57913	22	0	46892	7426	1770	0	75	6045	62208
28	Pine Forest	1245	632	2878	0	0	23357	8	0	25207	0	0	0	0	0	25207
29	Cooper	5654	8671	24567	8326	6765	113865	45	0	94740	1735	286	0	0	5352	102113
30	Shooks Chapel	2450	0	7682	0	0	23681	9	0	0	11296	280	0	2940	0	14516
31	Crandall	0	848	10849	0	0	27853	17	0	25191	2763	0	0	0	0	27954
32	Cumby	0	1496	3133	0	0	18138	14	22048	0	0	0	0	0	666	22714
33	Cuthand	550	14222	23031	75898	5806	173395	85	0	113962	61365	0	0	0	0	175327
34	Deport	0	7187	20254	0	0	59138	25	0	36867	3626	14	0	0	5127	45634
35	Martin Memorial	0	700	11644	0	0	28656	22	0	36308	1000	347	0	100	3503	41258
36	Woodland	0	1122	5712	0	0	22005	12	0	24270	2000	200	0	600	500	27570
37	Ector	0	970	8322	0	16690	48161	27	0	29688	4884	315	0	0	0	34887
38	Mulberry	0	470	4570	0	4644	22407	13	0	18181	2995	114	0	100	0	21390
39	Enloe	3200	300	7500	0	0	21505	30	0	24778	3332	0	0	0	0	28110
40	Ben Franklin	0	100	1237	0	0	8058	7	0	9100	0	0	0	0	0	9100
41	Kavanaugh	102200	9568	84095	0	0	304464	81	188634	43080	2139	225	0	1530	3500	239108
42	Salem-Kinser	18049	1841	15845	0	0	112022	54	0	105281	2294	28	0	0	0	107603
43	Floyd	0	438	1594	0	1394	11599	12	0	7750	228	75	0	0	653	8706
44	Campbell	0	1676	7521	0	1025	24613	9	0	17797	0	0	0	3180	850	21827
45	Caney	0	581	1843	0	738	5408	4	0	6192	0	0	0	0	0	6192
46	Greenville Wesley	276639	45252	155517	302712	66345	1158047	278	543410	211899	3575	249	0	2950	0	762083
47	Westview	17320	1845	21205	10184	3626	128651	52	0	142753	8792	0	0	390	3079	155014
48	Grove Hill	0	0	4367	0	10822	18548	7	0	0	17331	0	0	0	0	17331
49	Honey Grove McKenzie	16740	9447	18157	0	6500	115648	68	0	94279	3298	9428	0	0	5650	112655
50	Forest Hill	0	1095	2749	0	0	17551	10	0	18265	1055	0	0	0	0	19320

East District Table 5 (Continued)

		LOCAL CHURCH EXPENDITURES						RECEIVED FOR ANNUAL BUDGET/SPENDING PLAN								
		Salary And Benefits For All Other Church Staff	Program Expenses	Other Operating Expenses	Principal And Interest On Indebtedness, Loans, Mortgages, Etc.	Capital Expenditures For Building, Improvements, And Major Equipment Purchases	TOTAL AMOUNT PAID BY LOCAL CHURCH ON ALL EXPENDITURES	Number Of Households Giving To Local Church	Amount Received Through Pledges	Amount Received From Non-Pledging, But Identified Givers	Amount Received From Unidentified Givers	Amount Received From Interest and Dividends	Amount Received From Sale of Church Assets	Amount Received Through Building Use Fees, Contributions, And Rentals	Amount Received Through Fundraisers And Other Sources	TOTAL INCOME FOR ANNUAL BUDGET/SPENDING PLAN
	CHURCH NAME	55	56	57	58	59	60	61	62a	62b	62c	62d	62e	62f	62g	62
51	Kaufman	53952	27485	60021	0	73395	338118	163	75145	123419	3576	401	0	280	33383	236204
52	Kemp	0	5225	23372	0	500	60725	28	0	52595	1825	7235	0	0	2200	63855
53	Ladonia	0	1200	6785	0	674	29462	15	0	26955	1430	2681	0	0	4548	35614
54	Pecan Gap	0	5262	10011	0	10945	54921	16	0	36273	2113	1507	0	4800	3516	48209
55	Leonard	21860	8252	33396	0	0	134891	67	0	145085	4493	112	0	50	0	149740
56	Lone Oak	4100	732	9038	0	6998	49140	28	0	38916	2784	1150	0	0	0	42850
57	Mabank	102417	42275	126424	68107	4692	611384	210	246538	219707	8559	1518	0	850	121672	598844
58	Miller Grove	0	693	5038	0	0	23577	23	0	25145	0	917	0	0	0	26062
59	Mt. Vernon First	227499	14762	97541	3600	83621	670105	250	0	560795	17754	0	0	360	16055	594964
60	Saltillo	700	2047	1358	0	4000	13766	5	0	9900	0	0	0	0	0	9900
61	Old Saltillo	900	400	2378	0	0	5295	6	0	8200	0	0	0	0	0	8200
62	Belk	0	200	4000	0	0	23341	11	0	28500	0	0	0	0	0	28500
63	Chicota	0	88	4000	0	0	16767	11	0	20000	0	0	0	0	0	20000
64	Powderly First	0	850	7000	0	0	35565	38	0	50695	0	0	0	0	0	50695
65	Mount Tabor-Sumner	0	327	4145	0	0	18106	12	0	20979	0	0	0	0	0	20979
66	Wilson Chapel	0	0	2162	0	0	8669	11	0	9372	0	0	0	0	0	9372
67	Rosser First	0	0	864	0	0	7325	2	0	475	7693	0	0	0	0	8168
68	Calvary	98085	17077	77778	0	10354	338982	178	186109	130553	6675	31	0	3150	0	326518
69	Paris First	239728	67168	115117	100000	65943	1221382	253	627087	203153	8754	27198	0	1800	0	867992
70	Mt. Zion	8220	2205	12761	10459	2400	85686	40	55232	20500	7254	0	0	600	11564	95150
71	Oak Park	21156	3120	20758	0	0	112822	65	135472	0	12232	4779	0	50	8371	160904
72	Pickton	0	1954	9692	0	0	36196	21	0	32901	3458	0	0	0	0	36359
73	Poetry	0	5139	13242	0	1561	53858	28	0	67780	465	0	0	750	0	68995
74	Quinlan First	56513	5189	53236	49316	0	267186	159	89810	97906	6896	168	0	4801	12907	212488
75	Roxton	17563	2854	23198	0	11120	106797	34	0	30172	1543	1506	0	0	0	33221

East District Table 5 (Continued)

		LOCAL CHURCH EXPENDITURES					RECEIVED FOR ANNUAL BUDGET/SPENDING PLAN									
	CHURCH NAME	55	56	57	58	59	60	61	62a	62b	62c	62d	62e	62f	62g	62
76	Sulphur Springs First	401486	77065	63950	37300	127360	1153590	372	76160	878615	15941	720	0	14380	41395	1027211
77	Sulphur Bluff	3550	130	7078	20141	0	46595	26	0	24147	0	0	0	0	0	24147
78	Tira	6085	466	5503	0	0	25576	12	0	25834	0	651	0	0	0	26485
79	Wesley Sulphur Springs	64133	9518	54595	0	25880	261944	100	0	148242	25858	74	150	3434	0	177758
80	Terrell First	69204	18200	30249	3732	0	243941	127	128660	125781	4249	6	0	3017	8558	270271
81	Terrell Warren Chapel	6833	600	7704	0	0	25676	14	0	24618	2125	0	0	0	0	26743
82	Trenton	7592	10868	34114	0	0	145537	40	107556	730	3000	357	0	100	2671	114414
83	Virginia Point	5400	6023	8060	0	0	38177	29	0	37003	4542	2066	0	0	0	43611
84	Windom	0	637	5000	0	2300	23047	13	0	13480	4437	352	0	0	0	18269
85	Lannius	0	110	1289	0	0	3567	8	0	0	4291	0	0	0	0	4291
86	Winnsboro First	55708	6783	54104	0	2147	213802	102	0	204005	6380	254	0	125	0	210764
87	Tinney Chapel	9545	3027	20555	0	0	63647	38	0	65429	3569	14	0	725	0	69737
88	Wolfe City First	32428	6709	20625	0	27929	131280	58	0	87444	5807	564	0	0	6721	100536
89	Rosalie	0	0	0	0	0	772	0	0	0	0	0	0	0	0	0
90	Hail	0	450	4050	0	0	12548	7	0	0	3220	0	0	0	0	3220
91	EAST DISTRICT	0	0	0	0	0	10595	0	0	0	0	0	0	0	0	0
	TOTAL 2013	2257141	542356	1897742	751105	794505	11333911	4533	3053385	5767319	408786	71215	150	72551	388814	9762220
	TOTAL 2012	2268215	517015	1868223	529119	1213984	11421836	4674	2933417	6009042	409750	39664	4913	56910	353537	9807233
	Inc/Dec 2013 over 2012	-11074	25341	29519	221986	-419479	-87925	-141	119968	-241723	-964	31551	-4763	15641	35277	-45013

East District Table 6

	RCVD FOR CAPITAL CAMPAIGNS/SPECIAL PROJECTS					RECEIVED FROM OTHER SOURCES				
	Capital Campaigns	Memorials, Endowments, Bequests	Other Sources & Projects	Received For Specials And Other Directed Benevolences	TOTAL INCOME FOR DESIGNATED CAUSES	Equitable Compensation Funds	Advanced Special, Apportioned And Connectional Funds	Other Grants And Financial Support From Institutional Sources	Total Income From Connectional And Other Sources Outside Church	
CHURCH NAME	63a	63b	63c	63d	63	64a	64b	64c	64	
1 Aley	0	0	0	12310	12310	0	0	0	0	1
2 Annona	0	0	0	0	0	0	0	0	0	2
3 Boxelder	0	0	0	0	0	0	0	0	0	3
4 Lone Star	0	0	0	0	0	0	0	0	0	4
5 Arbala	0	0	0	0	0	0	0	0	0	5
6 Gafford Chapel	23286	0	0	0	23286	0	0	0	0	6
7 Avery	0	1300	7241	318	8859	0	0	0	0	7
8 Williams Chapel	0	500	0	0	500	0	0	0	0	8
9 Becker	0	10890	0	215	11105	0	0	0	0	9
10 Birthright	0	0	0	0	0	0	0	0	0	10
11 Blanton Chapel	0	0	0	0	0	0	0	0	0	11
12 Blossom	0	0	0	0	0	0	0	0	0	12
13 Shady Grove	0	0	0	0	0	0	0	0	0	13
14 Bogata	8995	3696	0	0	12691	0	0	0	0	14
15 Bonham First	26403	0	0	0	26403	0	0	0	0	15
16 Bonham Wesley	0	0	0	0	0	0	0	0	0	16
17 Telephone	0	0	0	0	0	0	0	0	0	17
18 Caddo Mills	0	830	4000	0	4830	4794	0	0	4794	18
19 Celeste	1000	938	2260	929	5127	0	0	0	0	19
20 Kingston	0	0	0	0	0	0	0	0	0	20
21 White Rock	0	0	0	0	0	0	0	0	0	21
22 Charleston	0	0	0	0	0	0	0	0	0	22
23 Clarksville McKenzie Mem.	0	50008	0	0	50008	0	0	0	0	23
24 Clarksville St. Paul	0	0	0	1500	1500	0	0	0	0	24
25 College Mound	0	6045	0	0	6045	0	0	0	0	25

East District Table 6 (Continued)

		RCVD FOR CAPITAL CAMPAIGNS/SPECIAL PROJECTS					RECEIVED FROM OTHER SOURCES			
		Capital Campaigns	Memorials, Endowments, Requests	Other Sources & Projects	Received For Specific And Other Directed Benevolences	TOTAL INCOME FOR DESIGNATED CAUSES	Equitable Compensation Funds	Advanced Special, Apportioned And Connectional Funds	Other Grants And Financial Support From Institutional Sources	Total Income From Connectional And Other Sources Outside Church
CHURCH NAME	63a	63b	63c	63d	63	64a	64b	64c	64	
26 Commerce First	13243	6965	0	19232	39440	29351	0	8967	38318	26
27 Como	0	10555	0	0	10555	0	0	0	0	27
28 Pine Forest	0	0	0	0	0	0	0	0	0	28
29 Cooper	0	4311	0	2900	7211	0	0	0	0	29
30 Shooks Chapel	0	225	0	0	225	0	0	0	0	30
31 Crandall	0	0	0	0	0	0	0	0	0	31
32 Cumby	0	0	0	0	0	0	0	0	0	32
33 Cuthand	0	0	0	0	0	0	0	0	0	33
34 Deport	0	1505	0	0	1505	0	0	0	0	34
35 Martin Memorial	0	100	0	0	100	0	0	0	0	35
36 Woodland	0	1065	0	0	1065	0	0	0	0	36
37 Ector	0	0	3500	0	3500	0	0	0	0	37
38 Mulberry	500	60	0	0	560	0	0	0	0	38
39 Enloe	0	500	0	0	500	0	0	0	0	39
40 Ben Franklin	0	0	0	0	0	0	0	0	0	40
41 Kavanaugh	0	44099	0	2068	46167	0	0	0	0	41
42 Salem-Kinser	0	48158	0	0	48158	0	0	0	0	42
43 Floyd	0	0	0	0	0	0	0	0	0	43
44 Campbell	0	800	0	0	800	0	0	0	0	44
45 Caney	0	0	0	0	0	0	0	0	0	45
46 Greenville Wesley	319690	14621	148413	5052	487776	0	0	0	0	46
47 Westview	0	500	0	0	500	0	0	0	0	47
48 Grove Hill	0	0	0	0	0	0	0	0	0	48
49 Honey Grove McKenzie	0	15394	17970	616	33980	0	0	0	0	49
50 Forest Hill	0	0	0	0	0	0	0	0	0	50

East District Table 6 (Continued)

		RCVD FOR CAPITAL CAMPAIGNS/SPECIAL PROJECTS				RECEIVED FROM OTHER SOURCES				
		Capital Campaigns	Memorials, Endowments, Bequests	Other Sources & Projects	Received For Specials And Other Directed Benevolences	TOTAL INCOME FOR DESIGNATED CAUSES	Equitable Compensation Funds	Advanced Special, Apportioned And Connectional Funds	Other Grants And Financial Support From Institutional Sources	Total Income From Connectional And Other Sources Outside Church
	CHURCH NAME	63a	63b	63c	63d	63	64a	64b	64c	64
51	Kaufman	1960	40898	7773	0	50631	0	0	0	0
52	Kemp	0	0	10048	0	10048	0	0	0	0
53	Ladonia	0	75	0	1526	1601	0	0	0	0
54	Pecan Gap	0	16689	0	1557	18246	0	0	0	0
55	Leonard	0	5411	0	41951	47362	0	0	0	0
56	Lone Oak	0	2065	0	0	2065	0	0	26368	26368
57	Mabank	0	1770	0	69460	71230	0	0	12650	12650
58	Miller Grove	0	0	0	0	0	0	0	0	0
59	Mt. Vernon First	8325	22896	0	51165	82386	0	0	0	0
60	Saltillo	0	0	0	0	0	0	0	0	0
61	Old Saltillo	0	0	0	0	0	0	0	0	0
62	Belk	0	300	0	0	300	0	0	0	0
63	Chicota	0	0	0	0	0	0	0	0	0
64	Powderly First	0	500	0	0	500	0	0	0	0
65	Mount Tabor-Summer	0	150	0	0	150	0	0	0	0
66	Wilson Chapel	0	0	0	0	0	0	0	0	0
67	Rosser First	0	0	0	0	0	0	0	0	0
68	Calvary	68956	12428	5419	0	86803	0	0	0	0
69	Paris First	4900	3241	0	0	8141	0	31212	98115	129327
70	Mt. Zion	0	1232	0	0	1232	16095	0	0	16095
71	Oak Park	0	920	1353	0	2273	0	0	0	0
72	Pickton	0	6786	0	65	6851	0	0	0	0
73	Poetry	944	350	0	300	1594	0	0	0	0
74	Quinlan First	0	36	0	0	36	0	0	0	0
75	Roxton	0	57000	0	2043	59043	0	0	0	0

East District Table 6 (Continued)

		RCVD FOR CAPITAL CAMPAIGNS/SPECIAL PROJECTS					RECEIVED FROM OTHER SOURCES			
		Capital Campaigns	Memorials, Endowments, Bequests	Other Sources & Projects	Received For Specials And Other Directed Benevolences	TOTAL INCOME FOR DESIGNATED CAUSES	Equitable Compensation Funds	Advanced Special, Apportioned And Connectional Funds	Other Grants And Financial Support From Institutional Sources	Total Income From Connectional And Other Sources Outside Church
CHURCH NAME		63a	63b	63c	63d	63	64a	64b	64c	64
76	Sulphur Springs First	5250	16350	97316	11375	130291	0	0	0	0
77	Sulphur Bluff	18995	0	0	0	18995	0	0	0	0
78	Tira	0	14850	0	600	15450	0	0	0	0
79	Wesley Sulphur Springs	52	22927	11310	1074	35363	0	0	0	0
80	Terrell First	0	18554	14470	0	33024	0	0	0	0
81	Terrell Warren Chapel	0	0	0	171	171	0	0	0	0
82	Trenton	0	1250	0	700	1950	0	0	38500	38500
83	Virginia Point	0	0	0	0	0	0	0	0	0
84	Windom	0	0	0	0	0	0	0	0	0
85	Lannius	0	0	0	0	0	0	0	0	0
86	Winnsboro First	0	560	7383	10	7953	0	0	0	0
87	Tinney Chapel	0	291	0	620	911	0	0	0	0
88	Wolfe City First	0	1480	0	0	1480	0	0	0	0
89	Rosalie	0	0	0	0	0	0	0	0	0
90	Hail	0	0	0	0	0	0	0	0	0
91	EAST DISTRICT	0	0	0	0	0	0	0	0	0
TOTAL 2013		502499	472074	338456	227757	1540786	50240	31212	184600	266052
TOTAL 2012		505336	330909	420765	237625	1494635	50013	47960	46612	144585
Inc/Dec 2013 over 2012		-2837	141165	-82309	-9868	46151	227	-16748	137988	121467

Metro District Table 1

CHURCH MEMBERSHIP																					
		RECEIVED						REMOVED						FULL MEMBERS AT CLOSE OF YEAR							
		Total Professing Members At Close Of Last Year	This Year On Profession Of Christian Faith	Restored By Affirmation	Previous Year's Reporting Errors— Total Professing Membership By Addition	From Other United Methodist Churches	From Other Denominations	Change Conference Action	Withdrawn	Previous Year's Reporting Errors— Total Professing Membership By Subtraction	Transfer To Other United Methodist Churches	Transfer To Other Denominations	Death	Asian	AA/Black	Hispanic/Latino	Native American	Pacific Islander	White	Multi-Racial	Total Professing Members At Close Of This Year
CHURCH NAME	PASTOR'S NAME	1	2A	2B	2C	3	4	5A	5B	5C	6	7	8	9A	9B	9C	9D	9E	9F	9G	9
Cambodian Fellowship	Chiv P. In	90	13	0	0	0	0	0	0	0	0	63	0	40	0	0	0	0	0	0	1
Holy Covenant	Carol Sparks	476	9	0	1	13	23	26	14	0	4	4	4	1	20	11	0	1	427	10	470
Wesley Korean	Jin H. Lee	78	4	0	0	0	12	0	0	0	0	6	0	88	0	0	0	0	0	0	88
Cedar Hill	Jeffrey Garrett	285	2	2	0	9	0	0	0	0	1	0	5	1	12	10	0	0	264	5	292
Arcadia Park	Katie Webb	21	0	0	0	0	0	0	0	0	0	0	1	0	1	1	0	0	18	0	20
Camp Wisdom	Janet Bell Odom	104	2	0	0	0	0	7	0	0	7	0	0	0	92	0	0	0	0	0	92
Casa Linda	David Rangel	135	13	0	0	5	4	0	0	0	1	0	6	1	0	67	0	0	82	0	150
Christ's Foundry Fellowship	Owen K. Ross	65	20	0	0	2	33	0	20	2	2	0	0	0	0	96	0	0	0	0	96
Cochran Chapel	Joseph Stabile	185	0	0	0	0	3	0	4	1	0	0	5	9	1	0	0	0	168	0	178
Cockrell Hill	Joseph R. Zinser	51	1	0	0	0	0	2	0	0	0	0	1	0	0	3	0	0	46	0	49
Community	Harold G. Dangerfield	93	2	0	0	1	0	0	2	5	0	0	7	0	82	0	0	0	0	0	82
Elmwood-El Buen Samaritano	Sandra M. Cabrera	285	0	14	0	0	0	0	0	0	1	1	7	0	0	143	1	0	146	0	290
Dallas First	Andrew Stoker	2611	18	5	0	22	8	387	112	0	27	9	36	7	30	50	1	0	1990	15	2093
Glen Oaks	Freddie Orr	57	0	0	0	0	0	0	3	0	2	2	1	0	46	0	0	0	3	0	49
Dallas Grace	Judith Reedy	264	21	1	0	11	0	18	1	0	1	0	3	8	58	20	2	0	186	0	274
Greenland Hills	Kerry Smith	430	20	0	0	18	4	25	12	102	0	5	2	4	0	6	0	0	308	8	326
Hamilton Park	R. Jeremiah Booker	1554	20	0	0	2	6	48	0	0	2	0	5	2	1515	0	0	0	10	0	1527
Highland Hills	Michael Greene	227	7	0	0	4	9	0	0	0	0	2	0	0	241	1	0	0	1	2	245
Highland Park	Paul Rasmussen	14523	478	3	0	143	202	0	174	0	82	32	110	24	40	50	5	6	14816	10	14951
Kessler Park	David Carr	462	0	0	0	12	10	0	0	3	0	0	10	1	1	6	0	0	463	0	471
Lake Highlands	John Thornton	1551	6	1	0	5	7	20	1	0	8	0	0	1	8	14	0	0	1518	0	1541
Lakewood	Gayle Landis	160	2	0	3	3	0	0	0	0	0	0	2	0	3	4	1	0	158	0	166
Lovers Lane	Stanley R. Copeland	5218	114	4	0	39	37	176	5	0	47	2	62	19	312	94	6	4	4659	26	5120
Northaven	Eric Folkert	696	12	1	0	7	15	0	2	0	4	1	5	9	6	32	3	0	669	0	719
Oak Cliff	Edgar Bazan	228	6	7	0	2	0	0	35	32	11	4	1	1	2	145	0	0	12	0	160
Oak Lawn	Anna Hosemann-Butler	247	8	8	0	6	5	4	10	0	14	4	3	7	16	5	0	0	207	4	239
Owenwood	Denise B. Jacobs	42	1	1	0	0	0	0	0	0	0	0	1	1	20	15	0	0	7	0	43
Pleasant Mound/Urban Park	Annela J. Crawford	53	0	0	2	0	0	0	0	0	0	6	1	0	14	8	0	0	26	0	48
Preston Hollow	Michael Nichols	303	0	0	0	6	0	0	0	0	7	0	8	1	3	2	0	0	288	0	294
Ridgewood Park	Ann Willet	435	13	13	0	3	4	0	0	0	0	1	8	1	3	2	0	0	453	0	459

Metro District Table 1 (Continued)

CHURCH MEMBERSHIP																					
		RECEIVED							REMOVED							FULL MEMBERS AT CLOSE OF YEAR					
		Total Professing Members At Close Of Last Year	This Year On Profession Of Christian Faith	Restored By Affirmation	Previous Year's Reporting Errors— Total Professing Membership By Addition	From Other United Methodist Churches	From Other Denominations	Change Conference Action	Withdrawn	Previous Year's Reporting Errors— Total Professing Membership By Subtraction	Transfer To Other United Methodist Churches	Transfer To Other Denominations	Death	Asian	AA/Black	Hispanic/Latino	Native American	Pacific Islander	White	Multi-Racial	Total Professing Members At Close Of This Year
CHURCH NAME	PASTOR'S NAME	1	2A	2B	2C	3	4	5A	5B	5C	6	7	8	9A	9B	9C	9D	9E	9F	9G	9
St. Luke "Community"	Henry L. Masters, Sr.	5193	17	7	3	2	16	1429	0	0	3	1	10	0	3722	22	3	0	43	5	3795
Dallas St. Paul	Elzie D. Odom, Jr.	325	6	0	0	0	0	0	0	0	1	5	0	0	317	1	0	0	5	2	325
Schreiber Memorial	Leslie Herrscher	186	7	1	0	0	0	1	13	0	5	0	3	0	0	3	0	0	169	0	172
Southwood	Irene Jackson	14	0	0	0	1	24	0	0	0	0	0	0	0	7	6	0	0	26	0	39
Spring Valley	Clara Reed	1358	4	0	0	20	2	75	9	0	16	2	12	2	79	73	0	4	1112	0	1270
Tyler Street	Ed Lantz	718	3	0	0	3	6	14	1	0	1	2	16	5	7	61	2	0	611	10	696
Umphress Road	Levy Laguardia	224	13	0	0	2	8	6	0	0	2	0	3	186	12	3	0	1	34	0	236
University Park	Matthew Gaston	1488	22	1	5	46	18	6	29	0	30	8	20	2	4	8	0	0	1473	0	1487
Walnut Hill	Alexandra Robinson	600	3	0	0	14	0	12	4	0	10	7	14	3	44	18	0	1	504	0	570
Dallas Warren	Jackie Wickware	253	2	0	0	0	2	62	15	72	8	3	5	0	92	0	0	0	0	0	92
Wheatland	Peter McNabb	107	2	2	0	3	6	9	2	5	0	0	4	1	7	10	0	0	79	3	100
White Rock	George C. Fisk	566	3	0	0	4	1	19	2	0	3	0	22	0	0	4	0	0	524	0	528
Zimbabwe Fellowship		0	0	0	0	0	0	0	0	0	0	0	0	0	0	0	0	0	0	0	0
Church of the Disciple	Ouida Lee	217	3	0	0	13	13	0	0	0	0	14	3	0	219	1	0	0	9	0	229
DeSoto First	Kevin Strempeke	248	3	4	0	2	1	10	2	0	4	0	10	0	4	2	0	0	226	0	232
The Village	Derek Jacobs	20	52	21	0	132	45	0	0	0	0	0	2	0	218	3	0	0	2	45	268
Duncanville First	Frank Alegria	1690	7	0	0	12	9	55	5	1	12	5	13	3	14	12	1	5	1578	14	1627
Jubilee	Robert (Bob) Davis, II	169	1	0	0	0	1	0	0	0	0	4	3	0	162	1	0	0	1	0	164
Duncanville Trinity	Samuel Lee Caldwell	216	8	2	0	1	2	8	0	0	1	1	0	1	13	11	0	0	194	0	219
Chapel Hill	Mai Le	333	4	0	0	11	3	19	0	1	10	2	11	0	6	6	0	0	296	0	308
Farmers Branch Christ	Kenny Dickson	1332	5	0	0	14	7	168	0	0	5	0	6	9	11	17	0	0	1139	3	1179
Webb Chapel	Lynda L. Mayberry	103	3	0	0	0	0	0	3	0	1	0	2	0	0	3	0	0	95	2	100
God's Kingdom	Sylvesta Shed	20	1	0	0	0	0	0	0	0	0	0	1	0	20	0	0	0	0	0	20
Axe Memorial	J.I. Minor	303	2	1	0	0	0	23	8	0	2	1	13	1	2	6	0	0	248	2	259
Buckingham	Abril Goforth	312	12	0	0	6	3	1	1	0	1	0	5	3	12	11	0	0	299	0	325

Metro District Table 1 (Continued)

CHURCH MEMBERSHIP																					
		RECEIVED						REMOVED						FULL MEMBERS AT CLOSE OF YEAR							
		Total Professing Members At Close Of Last Year	This Year On Profession Of Christian Faith	Restored By Affirmation	Previous Year's Reporting Errors— Total Professing Membership By Addition	From Other United Methodist Churches	From Other Denominations	Charge Conference Action	Withdrawn	Previous Year's Reporting Errors— Total Professing Membership By Subtraction	Transfer To Other United Methodist Churches	Transfer To Other Denominations	Death	Asian	AA/Black	Hispanic/Latino	Native American	Pacific Islander	White	Multi-Racial	Total Professing Members At Close Of This Year
CHURCH NAME	PASTOR'S NAME	1	2A	2B	2C	3	4	5A	5B	5C	6	7	8	9A	9B	9C	9D	9E	9F	9G	9
Garland First	Fred Durham	1318	10	1	0	11	2	46	4	0	15	3	17	6	12	23	0	0	1216	0	1257
New World	Wally Williams	348	10	0	0	7	0	5	0	0	2	0	3	0	2	0	0	0	353	0	355
San Juan Fellowship	Javier Q. Escalera	151	7	0	0	0	0	3	0	0	0	0	0	0	0	155	0	0	0	0	155
St. Philip's	Jerry G. Putnam	328	1	3	0	4	6	10	0	0	7	2	5	17	7	7	1	1	284	1	318
Grand Prairie First	Gifford Long	606	19	1	0	10	3	70	0	0	10	0	11	1	6	9	1	0	481	50	548
The Woods	Jill Jackson-Sears	434	15	1	0	11	5	1	0	0	0	0	5	2	26	33	0	0	381	18	460
Irving First	Russell Floyd	1050	23	0	0	14	8	70	20	48	4	7	20	1	3	20	3	0	892	7	926
Immanuel Korean Fellowship	Seong Joon Park	99	18	3	0	2	4	2	0	0	2	7	0	106	2	3	0	2	2	0	115
Kirkwood	Preston W. Weaver	235	0	0	50	2	21	41	0	0	1	0	11	0	4	145	0	0	106	0	255
Korean Central	Sung Chul Lee	1497	11	0	0	9	127	0	0	34	0	185	3	1405	0	0	0	0	2	15	1422
Northgate	Gregory S. Neal	176	5	0	0	6	1	6	1	0	0	0	3	1	23	3	0	0	147	4	178
Oak Haven	Jane Graner	65	2	0	0	0	1	0	0	0	0	0	5	0	2	3	0	0	58	0	63
Plymouth Park	Bill LaBarr	1049	16	0	0	8	13	7	17	0	1	5	19	4	5	30	3	0	994	1	1037
Lancaster First	Rick Hawkins	134	0	0	0	1	1	0	0	0	1	0	6	1	11	1	0	1	115	0	129
Mesquite First	David Weber	670	7	1	0	5	2	0	0	0	2	1	9	13	20	21	1	0	617	1	673
Mesquite St. Marks	Jackye Waiters-Lee	136	3	0	0	0	0	7	0	0	2	0	2	0	2	5	0	0	121	0	128
St. Stephen	Nancy DeStefano	195	2	0	0	1	2	10	0	0	1	0	3	3	3	10	0	1	160	9	186
Arapaho	Jack Soper	1213	7	8	0	17	8	0	0	0	14	2	6	3	28	5	4	0	1191	0	1231
Faith	Edilson (Ed) Volfe	172	5	0	0	1	0	9	0	3	0	0	3	138	15	3	0	0	5	2	163
Richardson First	J. Clayton Oliphint	6083	145	4	0	92	62	54	26	0	38	9	44	41	80	36	0	4	6039	15	6215
First Korean	Kwang Bae Park	127	0	0	0	3	9	36	0	0	0	2	0	98	0	0	0	0	3	0	101
Seagoville	David Yunker	97	3	2	0	0	0	1	1	0	1	1	6	1	2	4	0	0	85	0	92
New Covenant	Reid Fade	221	1	0	0	1	1	15	1	3	7	4	1	0	10	14	2	0	166	1	193
METRO DISTRICT	Camille Gaston	0	0	0	0	0	0	0	0	0	0	0	0	0	0	0	0	0	0	0	79
TOTAL 2013		63328	1285	123	64	804	825	3023	559	312	444	425	654	2283	7761	1597	40	31	49010	290	61012
TOTAL 2012		64080	1407	122	210	686	853	1373	649	356	635	356	661	2371	9145	1471	44	31	50031	236	63328
Ine/Dec 2013 over 2012		-752	-122	1	-146	118	-28	1650	-90	-44	-191	69	-7	-88	-1384	126	-4	0	-1021	54	-2316

Metro District Table 2

		CHURCH MEMBERSHIP						CHURCH SCHOOL AND SMALL GROUP MINISTRIES										UMM		UMW	
		Number Of Persons Baptized This Year (0-12 yrs)	Number Of Persons Baptized This Year (13 yrs-older)	Baptized Members Who Are Not Professing Members	Number Of Other Constituents	Total Enrolled In Confirmation Classes This Year	Children In All Christian Formation Groups And Small Group Ministries	Youth In All Christian Formation Groups And Small Group Ministries	Young Adults In All Christian Formation Groups And Small Group Ministries	Adults In All Christian Formation Groups and Small Group Ministries	Total Christian Formation Participants	Avg Weekly Attendance (all ages) In Sunday School	Participants In Vacation Bible School	Number Of Classes and Other Small Groups (All Ages) For Learning In Sunday School	Number Of Classes and Other Small Groups (All Ages) For Learning Other Than Sunday School	Number Of Short-Term Classes And Small Groups (All Ages)	Membership In United Methodist Men	Amount Paid for Projects	Membership In United Methodist Women	Amount Paid For Local Church And Community Work	
CHURCH NAME	10	11a	11b	12	13	14	15	16	17	18	19	20	21	22	23	24	25a	25b	26a	26b	
1 Cambodian Fellowship	45	2	11	0	0	0	6	6	2	30	44	30	0	0	0	11	7	0	11	0	
2 Holy Covenant	283	5	4	73	42	4	62	35	9	160	266	91	200	12	4	13	0	0	0	0	
3 Wesley Korean	120	5	4	5	0	0	35	20	15	25	95	35	45	12	12	15	30	0	45	0	
4 Cedar Hill	175	1	1	42	48	0	24	27	12	29	92	80	74	9	6	3	0	0	0	0	
5 Arcadia Park	14	0	0	0	6	0	0	0	0	6	6	5	44	14	0	0	0	0	0	0	
6 Camp Wisdom	45	0	0	0	2	5	11	6	0	15	32	5	70	1	2	4	10	0	0	0	
7 Casa Linda	130	2	1	4	95	8	60	14	13	63	150	70	45	8	9	4	0	0	21	1461	
8 Christ's Foundry Fellowship	193	28	20	0	400	0	200	50	11	90	351	40	0	0	0	45	0	0	0	0	
9 Cochran Chapel	107	1	0	22	60	0	18	12	6	82	118	55	0	4	2	2	0	0	0	0	
10 Cockrell Hill	19	3	1	0	3	0	0	0	0	16	16	15	0	2	1	0	0	0	0	0	
11 Community	67	1	1	0	3	0	2	4	2	32	40	25	70	4	3	2	20	0	28	0	
12 Elmwood-El Buen Samaritano	114	1	1	20	26	13	39	15	0	53	107	49	35	8	1	4	0	0	27	700	
13 Dallas First	967	61	5	422	572	33	464	133	194	720	1511	538	160	37	4	23	0	0	171	15561	
14 Glen Oaks	34	0	0	0	3	0	6	5	3	5	19	9	38	0	0	3	0	0	12	512	
15 Dallas Grace	172	4	3	50	63	6	38	14	10	134	196	85	50	19	5	3	0	0	25	1000	
16 Greenland Hills	170	4	8	118	84	11	46	15	15	105	181	64	0	7	3	1	0	0	0	0	
17 Hamilton Park	450	8	0	0	0	8	80	20	13	200	313	75	50	11	12	12	23	1000	48	2100	
18 Highland Hills	150	3	1	4	16	0	19	24	15	65	123	47	48	3	2	5	22	663	28	500	
19 Highland Park	4651	228	23	3514	14489	238	3185	805	790	2794	7574	1586	1156	109	149	135	0	0	653	15515	
20 Kessler Park	144	4	0	67	30	0	32	21	0	25	78	74	0	9	0	4	0	0	20	450	
21 Lake Highlands	525	8	10	0	150	12	78	55	45	75	253	378	135	81	8	5	15	225	44	400	
22 Lakewood	86	2	0	3	16	1	4	7	17	59	87	30	0	4	1	1	0	0	29	304	
23 Lovers Lane	1420	44	21	421	1026	17	505	419	219	1361	2504	445	375	82	124	75	99	1660	225	26620	
24 Northaven	217	6	5	6	193	9	50	41	9	300	400	129	80	10	11	10	0	0	44	0	
25 Oak Cliff	105	10	8	0	0	7	25	22	15	62	124	30	19	4	0	2	0	0	0	0	
26 Oak Lawn	166	10	0	35	120	0	15	3	10	78	106	45	0	7	5	4	0	0	0	0	
27 Owenwood	60	7	0	0	12	0	15	12	12	12	51	18	45	2	2	4	0	0	0	0	
28 Pleasant Mound/Urban Park	35	0	0	0	0	0	28	0	0	24	52	20	122	2	2	3	10	0	19	1448	
29 Preston Hollow	60	2	0	3	25	0	0	65	0	38	103	20	100	1	6	2	11	250	15	500	
30 Ridgewood Park	209	6	1	51	102	12	81	62	15	97	255	115	194	13	9	6	8	6289	67	9573	

Metro District Table 2 (Continued)

	CHURCH MEMBERSHIP							CHURCH SCHOOL AND SMALL GROUP MINISTRIES										UMM		UMW	
	CHURCH NAME	Avg. Attendance At All Weekly Worship Services	Number Of Persons Baptized This Year (0-12 yrs)	Number Of Persons Baptized This Year (13 yrs-older)	Baptized Members Who Are Not Professing Members	Number Of Other Constituents	Total Enrolled In Confirmation Classes This Year	Children In All Christian Formation Groups And Small Group Ministries	Youth In All Christian Formation Groups And Small Group Ministries	Young Adults In All Christian Formation Groups And Small Group Ministries	Adults In All Christian Formation Groups and Small Group Ministries	Total Christian Formation Participants	Avg Weekly Attendance (all ages) In Sunday School	Participants In Vacation Bible School	Number Of Classes and Other Small Groups (All Ages) For Learning In Sunday School	Number Of Classes and Other Small Groups (All Ages) For Learning Other Than Sunday School	Number Of Short-Term Classes And Small Groups (All Ages)	Membership In United Methodist Men	Amount Paid for Projects	Membership In United Methodist Women	Amount Paid For Local Church And Community Work
	10	11a	11b	12	13	14	15	16	17	18	19	20	21	22	23	24	25a	25b	26a	26b	
31 St. Luke "Community"	901	13	3	13	1500	2	114	68	45	71	298	62	220	6	7	7	78	8000	125	3000	31
32 Dallas St. Paul	131	3	0	20	32	0	25	18	0	0	43	15	8	2	0	2	43	19375	27	1000	32
33 Schreiber Memorial	74	0	1	20	20	0	12	2	6	34	54	38	83	0	0	2	8	0	23	5443	33
34 Southwood	10	0	0	0	6	0	0	0	0	0	0	0	0	0	0	0	0	0	0	0	34
35 Spring Valley	382	11	0	99	64	8	111	44	86	385	626	207	301	15	12	21	0	0	70	5777	35
36 Tyler Street	337	5	0	14	35	0	53	36	40	320	449	190	133	16	15	21	0	0	0	0	36
37 Umphress Road	173	7	0	30	55	1	21	30	35	70	156	44	137	11	7	1	25	0	44	100	37
38 University Park	468	30	3	223	155	13	123	51	110	705	989	240	120	26	24	19	0	0	138	7750	38
39 Walnut Hill	203	2	0	65	57	1	22	18	11	189	240	110	74	12	0	19	11	939	87	3114	39
40 Dallas Warren	75	0	0	0	0	0	8	2	2	75	87	50	60	7	1	3	14	760	30	0	40
41 Wheatland	59	1	1	11	46	0	11	7	4	57	79	24	10	5	4	3	9	0	15	200	41
42 White Rock	143	5	0	90	100	0	20	8	10	100	138	115	40	10	0	2	0	0	28	320	42
43 Zimbabwe Fellowship	0	0	0	0	0	0	0	0	0	0	0	0	0	0	0	0	0	0	0	0	43
44 Church of the Disciple	135	7	1	4	20	6	33	22	8	65	128	45	65	6	4	3	33	250	45	250	44
45 DeSoto First	127	1	1	13	17	3	33	71	28	122	254	64	76	7	2	6	0	0	38	3086	45
46 The Village	260	8	5	0	0	17	60	30	25	125	240	75	125	6	3	2	35	0	50	0	46
47 Duncanville First	398	3	0	150	58	6	25	60	20	350	455	220	50	17	18	9	28	0	78	0	47
48 Jubilee	60	2	0	0	0	0	5	7	4	25	41	7	50	1	1	0	0	0	63	0	48
49 Duncanville Trinity	97	2	2	2	22	5	11	6	23	48	88	30	75	7	6	6	28	600	25	0	49
50 Chapel Hill	141	0	1	4	28	4	37	23	0	53	113	44	28	9	3	4	16	300	50	2700	50
51 Farmers Branch Christ	345	9	1	9	336	12	45	35	35	427	542	192	89	28	17	6	15	1000	65	1900	51
52 Webb Chapel	35	0	0	0	7	0	4	1	0	13	18	12	0	2	0	2	0	0	6	1929	52
53 God's Kingdom	15	1	0	0	0	0	2	0	0	3	5	3	0	3	0	0	0	0	0	0	53
54 Axe Memorial	110	2	0	6	61	4	6	17	0	146	169	105	101	10	4	5	0	0	24	3350	54
55 Buckingham	141	3	2	38	37	10	23	25	0	115	163	66	92	8	6	0	0	0	0	0	55

Metro District Table 2 (Continued)

	CHURCH MEMBERSHIP						CHURCH SCHOOL AND SMALL GROUP MINISTRIES										UMM		UMW		
														</							

Metro District Table 3

	MISSION AND COMMUNITY MINISTRIES					PROPERTY AND OTHER ASSETS				CONNECTIONAL PROGRAMS						
	CHURCH NAME	Number Of Persons Sent On UMWIM Teams From Local Church	Number Of persons engaged in mission	Number Of Persons Served By Community Ministries For Outreach, Justice, And Mercy	Number Of Persons Served By Community Ministries For Daycare And/O Education	Market Value Of Church-Owned Land, Buildings And Equipment	Market Value Of Other Church-Owned Assets	Debt Secured By Church Physical Assets	Other Debt	Total APPROPRIATED To Local Church For All Causes Paid To AC Treasurer	Total PAID By Local Church For All Apportioned Causes To AC Treasurer	General Advance Specials Gifts	World Service Special Gifts	Annual Conference Advance Specials	Youth Service Fund	Other Funds For Connectional Mission And Ministry
	27a	27b	28	29	30	31	32	33	34	35a	35b	37	38	39	40	41
1	Cambodian Fellowship	0	0	11	0	5	424360	35000	110000	0	0	0	0	0	0	0
2	Holy Covenant	0	0	327	497	2917	2710681	72318	198122	18670	57884	57884	4481	0	988	0
3	Wesley Korean	0	0	0	0	0	2500000	100000	1800000	0	9519	9519	0	0	0	0
4	Cedar Hill	0	0	50	18	190	4230642	254853	1554837	1002	41606	5334	0	0	0	443
5	Arcadia Park	0	0	0	0	117	105750	24262	0	0	3410	682	0	0	0	0
6	Camp Wisdom	0	0	0	0	515	497353	52020	0	0	14863	4200	0	0	0	0
7	Casa Linda	0	0	0	190	135	3422049	3000	0	0	23535	8863	400	0	0	0
8	Christ's Foundry Fellowship	0	0	100	250	1700	2400000	55406	0	0	0	0	0	0	0	0
9	Cochran Chapel	0	0	0	103	117	4544195	2111591	0	0	27344	27344	3902	0	0	1259
10	Cockrell Hill	0	0	0	0	0	2338000	151000	0	0	8415	8415	245	0	0	42
11	Community	0	0	0	25	400	650000	200000	0	0	11545	11545	0	0	0	0
12	Elmwood-El Buen Samaritano	0	0	0	280	129	4402711	126650	156904	0	24058	15449	1672	0	0	113
13	Dallas First	2	50	1500	90	28500	30927125	4840649	670000	1334000	288962	288962	12094	0	2571	0
14	Glen Oaks	0	0	0	0	0	1422752	9712	0	1200	7445	7445	25	0	0	0
15	Dallas Grace	0	2	77	193	10690	5069503	942643	0	0	29511	29511	1001	0	0	376
16	Greenland Hills	0	0	150	140	11000	2685260	111062	963905	0	36258	14003	1070	0	767	380
17	Hamilton Park	0	0	50	80	4500	5862130	239517	576728	67960	123340	93327	1000	0	0	0
18	Highland Hills	0	0	5	0	410	1107585	181248	0	878	27645	5908	0	0	0	0
19	Highland Park	0	0	5075	3000	18000	8500000	15000000	0	0	875321	875321	96	0	17	0
20	Kessler Park	0	0	0	120	400	9815478	382344	154939	13279	39654	39654	4026	0	1393	474
21	Lake Highlands	0	0	46	345	445	5994404	107000	1306481	0	100914	100914	4211	0	0	0
22	Lakewood	0	1	300	155	735	4630000	650636	184691	0	26390	26390	4128	0	0	0
23	Lovers Lane	1	7	1442	2764	5745	30030808	11637016	8345355	54870	513887	435000	2605	0	0	0
24	Northaven	1	7	127	163	642	5843520	40000	1796481	0	77404	77404	3990	0	0	0
25	Oak Cliff	0	0	11	225	350	6300000	273181	0	0	24015	16811	0	0	0	0
26	Oak Lawn	0	0	385	240	3321	6984977	1757671	0	0	56370	56370	0	0	0	0
27	Owenwood	0	0	20	0	80	312060	284261	0	0	6964	6964	0	0	0	0
28	Pleasant Mound/Urban Park	0	0	0	122	175	1441992	85000	0	0	10811	10811	201	0	0	0
29	Preston Hollow	0	0	32	165	240	6052356	2053934	0	0	32669	32669	6713	0	438	3198
30	Ridgewood Park	0	0	465	861	6944	3172466	573255	269507	0	43850	43850	5039	0	100	3900

Metro District Table 3 (Continued)

	MISSION AND COMMUNITY MINISTRIES					PROPERTY AND OTHER ASSETS				CONNECTIONAL PROGRAMS						
	Number Of Persons Served By Community Ministries For Outreach, Justice, And Mercy	Number Of Persons Served By Community Ministries For Daycare And/or Education	Number of persons engaged in mission	Number Of Persons Sert On UMWIM Teams From Local Church	Number Of Persons Sert From Local Church	Market Value Of Church-Owned Land, Buildings And Equipment	Market Value Of Other Church-Owned Assets	Debt Secured By Church Physical Assets	Other Debt	Total APPORTIONED To Local Church For All Causes Paid To AC Treasurer	Total PAID By Local Church For All Apporitioned Causes To AC Treasurer	General Advance Specials Gifts	World Service Special Gifts	Annual Conference Advance Specials	Youth Service Fund	Other Funds For Connectional Mission And Ministry
CHURCH NAME	27a	27b	28	29	30	31	32	33	34	35a	35b	37	38	39	40	41
31 St. Luke "Community"	1	7	31	25	6442	19624928	731890	569537	0	331700	234959	0	0	0	0	0
32 Dallas St. Paul	0	0	15	0	6065	5185454	46174	332058	29219	36754	6026	0	0	0	0	0
33 Schreiber Memorial	1	5	0	153	512	3744100	292539	0	10621	29992	10488	411	0	339	0	240
34 Southwood	0	0	12	0	200	1246555	0	0	1800	2419	2419	0	0	0	0	0
35 Spring Valley	0	0	167	173	2232	5799250	247129	256100	0	102778	102778	0	0	0	0	0
36 Tyler Street	0	0	219	66	8786	9518000	1256070	0	56142	69253	69253	4640	0	0	0	0
37 Umphress Road	0	0	0	120	175	221080	228787	0	0	15036	15036	2906	0	0	0	250
38 University Park	0	0	612	350	62705	33791380	3377772	3901967	0	196967	196967	6716	0	0	0	2131
39 Walnut Hill	0	0	183	906	1176	7804676	422153	349134	0	58903	44178	6419	0	1886	0	2361
40 Dallas Warren	0	0	10	0	4100	500000	1501	0	0	15937	0	0	0	0	0	0
41 Wheatland	0	0	6	0	900	1737578	111784	0	0	8055	8055	1318	0	0	0	445
42 White Rock	0	0	0	65	100	7752200	26513	0	0	47524	47524	1320	0	1	0	200
43 Zimbabwe Fellowship	0	0	0	0	0	0	0	0	0	0	0	0	0	0	0	0
44 Church of the Disciple	0	0	10	15	200	2000000	20000	678063	1000	19024	19024	0	0	0	0	0
45 DeSoto First	0	0	12	85	250	2650000	285375	0	0	33046	33046	2636	0	600	0	255
46 The Village	0	0	0	250	125	0	157807	0	2479	0	0	0	0	0	0	0
47 Duncanville First	0	0	0	210	300	6852502	902281	95468	4700	128681	128681	7264	0	8317	0	3731
48 Jubilee	0	0	0	0	25	565500	150000	133480	0	10151	10151	0	0	0	0	0
49 Duncanville Trinity	1	5	12	0	75	1350000	130000	220000	0	21031	21031	2431	0	500	0	2696
50 Chapel Hill	1	9	181	146	9500	3212370	505571	0	0	27128	27128	0	0	1	0	0
51 Farmers Branch Christ	0	0	75	83	850	7020295	457134	647553	0	108638	108638	13614	0	0	0	0
52 Webb Chapel	0	0	5	0	100	7064560	26233	0	0	13029	13029	1044	0	100	0	0
53 God's Kingdom	0	0	2	0	36	200000	5000	0	0	1369	1369	0	0	0	0	0
54 Axe Memorial	0	0	12	120	620	3469040	213526	0	0	31109	31110	316	0	998	0	0
55 Buckingham	0	0	205	110	130	2587334	31354	119007	0	25853	25853	1810	0	0	0	0

Metro District Table 3 (Continued)

		MISSION AND COMMUNITY MINISTRIES					PROPERTY AND OTHER ASSETS				CONNECTIONAL PROGRAMS						
		Number Of Persons Sent On UMW/M Teams From Local Church	Number Of Persons Sent On UMW/M Teams From Local Church	Number of persons engaged in mission	Number Of Persons Served By Community Ministries For Outreach, Justice, And Mercy	Number Of Persons Served By Community Ministries For Outreach, Justice, And Mercy	Market Value Of Church-Owned Land, Buildings And Equipment	Market Value Of Other Church-Owned Assets	Debt Secured By Church Physical Assets	Other Debt	Total APPORTIONED To Local Church For All Causes Paid To AC Treasurer	Total PAID By Local Church For All Apporportioned Causes To AC Treasurer	General Advance Specials Gifts	World Service Special Gifts	Annual Conference Advance Specials	Youth Service Fund	Other Funds For Connectional Mission And Ministry
	CHURCH NAME	27a	27b	28	29	30	31	32	33	34	35a	35b	37	38	39	40	41
56	Garland First	8	165	775	1100	8500	7600000	1596546	0	0	103677	103677	3628	0	0	0	100
57	New World	0	0	0	222	91	3095000	48723	738449	0	27759	27759	1085	0	0	0	57
58	San Juan Fellowship	0	1	0	20	150	12000	1000	0	0	0	0	0	0	200	0	58
59	St. Philip's	0	0	0	0	4022	3976954	89592	720000	0	28213	28213	1790	0	1	0	59
60	Grand Prairie First	0	0	185	152	4632	10122898	1017287	0	0	54125	54125	3560	0	416	0	60
61	The Woods	0	0	76	234	132	5100000	149443	3434839	0	36821	36821	0	0	0	0	61
62	Irving First	2	30	65	65	400	12128313	661596	176132	21000	78531	78531	867	0	3600	0	568
63	Immanuel Korean Fellowship	0	0	8	0	0	0	10000	0	0	0	0	0	0	0	0	63
64	Kirkwood	0	0	48	42	20532	1925000	215039	0	12790	17658	17658	501	0	0	0	64
65	Korean Central	0	0	0	65	165	9428296	646081	5528170	0	125304	125304	0	0	0	0	65
66	Northgate	0	0	0	95	8231	2359362	204428	0	0	18834	18834	475	0	100	0	66
67	Oak Haven	0	0	0	0	300	997820	141677	0	0	6448	6448	150	0	0	0	67
68	Plymouth Park	0	4	0	86	1106	4846327	32559	0	0	100440	100440	2256	0	1000	0	68
69	Lancaster First	0	0	12	0	100	2043000	1010532	0	0	17977	17977	0	0	0	0	150
70	Mesquite First	0	0	39	108	900	6614070	139046	416994	0	58037	58037	1366	0	120	0	500
71	Mesquite St. Marks	0	0	0	6	528	1500000	609000	0	0	15025	15025	1265	0	200	0	220
72	St. Stephen	0	0	110	69	2762	1521898	28631	0	0	21746	21746	753	0	0	0	72
73	Arapaho	2	29	390	276	2446	7519169	354242	895179	0	71342	71342	7607	0	410	0	893
74	Faith	0	0	30	0	100	2062775	37526	107768	0	17740	17740	0	0	0	0	74
75	Richardson First	3	21	2352	457	3282	32528687	3723391	6101008	119	426304	426304	45976	0	7250	0	8530
76	First Korean	0	0	15	0	15	1300000	150000	0	0	12508	12508	0	0	0	0	76
77	Seagoville	0	0	20	0	2000	1928500	255	0	0	8160	2140	0	0	0	0	77
78	New Covenant	0	0	25	0	50	1500000	50593	169676	0	17956	17956	2199	0	0	0	78
79	METRO DISTRICT	0	0	0	0	0	0	0	0	0	0	0	0	0	0	0	79
	TOTAL 2013	23	343	16092	15900	264450	494881428	62899009	43678532	1631729	5142571	4725877	183222	0	32313	0	33455
	TOTAL 2012	19	255	0	13011	164170	490743671	57512344	46688231	285467	5122896	4841538	144205	0	25840	604	54456
	Ine/Dec 2013 over 2012	4	88	16092	2889	100280	4137757	5386665	-3009699	1346262	19675	-115661	39017	0	6473	-604	-21001

Metro District Table 4

	CONNECTIONAL PROGRAMS										MINISTERIAL SUPPORT						
	Annual Conference Special Sunday Offerings	Benevolences Directly To UMC Causes (Not To AC Treasurer)	Benevolences Paid Directly To Non-UMC Benevolent And Charitable Causes	Human Relations Day	One Great Hour Of Sharing	Peace With Justice	Native American Ministries	World Communion	UM Student Day	Direct-Billed Clergy Non-Health Benefits (Pension)	Direct-Billed Clergy Health Benefits	Base Compensation To Pastor	Base Compensation To Associate(s)	Housing And Utilities And/Or Related Allowances—Pastor And Associate(s)	Accountable Reimbursements—Pastor And Associate(s)	Other Cash Allowances (Non-Accountable)—Pastor And Associate(s)	Salary And Benefits For Deacons
CHURCH NAME	42	43	44	45a	45b	45c	45d	45e	45f	46	47	48	49	50	51	52	53
1 Cambodian Fellowship	0	0	0	0	0	0	0	0	0	0	0	0	0	2400	0	0	0
2 Holy Covenant	0	31861	34420	0	621	0	0	0	0	9430	8393	59299	0	9126	5683	3430	62215
3 Wesley Korean	0	0	0	0	0	0	0	0	0	6197	4000	40750	0	18000	3000	0	0
4 Cedar Hill	0	10094	33874	0	0	0	0	0	0	8955	8392	46711	0	32100	5991	0	0
5 Arcadia Park	0	58	0	0	0	0	0	0	0	2156	359	13800	0	0	0	0	0
6 Camp Wisdom	0	0	0	0	0	0	0	0	0	1920	4156	43134	0	23400	4900	400	0
7 Casa Linda	0	0	21746	0	0	0	0	0	0	6600	0	35000	0	12000	0	0	0
8 Christ's Foundry Fellowship	0	100	137	0	0	0	0	0	0	7493	8392	39097	29000	28000	0	0	0
9 Cochran Chapel	627	0	20575	0	0	0	0	15	0	9792	8393	64284	0	29004	0	2700	0
10 Cockrell Hill	37	0	0	0	44	0	0	41	0	0	0	15145	0	12000	0	0	0
11 Community	0	165	0	80	35	25	0	25	0	8309	8393	42485	0	12000	0	0	0
12 Elmwood-El Buen Samaritano	287	0	0	57	265	75	0	43	0	8536	8393	43087	0	4122	6774	0	0
13 Dallas First	500	321681	0	0	0	0	0	0	0	24145	16786	157853	67190	76790	0	3085	165592
14 Glen Oaks	0	0	0	0	0	0	0	0	0	0	0	12592	0	8592	1500	0	0
15 Dallas Grace	319	3276	67743	179	116	0	0	90	0	9089	8393	50000	0	22320	0	0	0
16 Greenland Hills	0	8500	22000	0	0	0	0	0	0	9173	9128	53275	0	21000	2500	0	0
17 Hamilton Park	0	1635	0	0	0	0	0	0	0	18527	16784	59703	53491	61958	5380	10490	0
18 Highland Hills	0	0	0	0	0	0	0	0	0	1711	8392	40400	0	18600	3300	0	0
19 Highland Park	0	433080	1608737	0	0	0	0	0	0	85453	71722	220000	575762	400127	0	11726	293320
20 Kessler Park	2618	0	99050	0	133	0	0	0	0	8993	8393	55281	0	5165	5526	9899	0
21 Lake Highlands	0	0	9942	0	0	0	0	0	0	27008	25179	77808	64228	69400	6972	0	72779
22 Lakewood	0	2500	2767	0	0	0	0	0	0	9302	8393	54000	0	25410	0	0	0
23 Lovers Lane	0	115607	117025	0	0	0	0	0	0	53050	45780	163266	172719	186828	0	6015	81523
24 Northaven	0	30100	31198	0	0	0	0	0	0	9491	8393	71970	0	13641	0	0	0
25 Oak Cliff	0	0	0	0	0	0	0	0	0	8506	8393	41400	39400	17197	5765	0	0
26 Oak Lawn	0	0	0	0	0	0	0	0	0	12320	8392	56690	10400	37300	2250	0	0
27 Owenwood	0	0	0	0	0	0	0	0	0	0	0	20000	0	10000	0	0	0
28 Pleasant Mound/Urban Park	0	0	1500	0	0	0	0	0	0	8747	8393	34005	0	12000	0	0	0
29 Preston Hollow	1527	10000	5539	0	461	0	0	360	0	10453	8393	49040	0	45000	4000	20942	0
30 Ridgewood Park	1709	0	3348	0	797	486	409	232	236	9385	8393	45000	0	46118	6520	5330	0

Metro District Table 4 (Continued)

		CONNECTIONAL PROGRAMS									MINISTERIAL SUPPORT							
		Annual Conference Special Sunday Offerings	Benevolences Directly To U/M Causes (Not To AC Treasurer)	Benevolences Paid Directly To Non-U/M Benevolent And Charitable Causes	Human Relations Day	One Great Hour Of Sharing	Peace With Justice	Native American Ministries	World Communion	U/M Student Day	Direct-Billed Clergy Non-Health Benefits (Pension)	Direct-Billed Clergy Health Benefits	Base Compensation To Pastor	Base Compensation To Associate(s)	Housing And Utilities And/Or Related Allowances—Pastor And Associate(s)	Accountable Reimbursements—Pastor And Associate(s)	Other Cash Allowances (Non-Accountable)—Pastor And Associate(s)	Salary And Benefits For Deacons
	CHURCH NAME	42	43	44	45a	45b	45c	45d	45e	45f	46	47	48	49	50	51	52	53
31	St. Luke "Community"	0	0	0	0	0	0	0	0	0	23796	21364	105900	66534	45000	0	0	37441
32	Dallas St. Paul	0	317	24603	0	0	0	0	0	0	4585	4578	37500	3000	37500	1781	0	0
33	Schreiber Memorial	329	1695	10319	0	0	0	0	0	0	8583	8393	44335	0	8202	3696	0	30033
34	Southwood	0	0	65	0	0	0	0	0	0	0	0	3600	0	3600	0	0	0
35	Spring Valley	0	0	202514	0	0	0	0	0	0	18462	16786	72917	32944	49623	2000	9353	0
36	Tyler Street	350	129846	86365	0	0	0	0	0	0	13702	12589	68286	37685	16020	3200	0	0
37	Umphress Road	682	2363	1668	231	188	253	244	290	219	12918	11445	37500	23324	16019	9550	0	0
38	University Park	0	529260	57464	0	1319	0	0	0	0	23784	20501	99500	35471	60083	3782	0	85655
39	Walnut Hill	247	11543	21296	0	331	0	0	439	317	9088	8393	54248	0	18000	0	0	3607
40	Dallas Warren	0	0	0	0	0	0	0	0	0	6920	8392	39125	0	21600	1742	0	0
41	Wheatland	0	0	6324	0	0	0	0	48	0	4179	0	11564	0	12395	1000	0	0
42	White Rock	1320	0	11669	0	0	0	0	0	0	14676	12971	85066	37318	42000	7000	0	0
43	Zimbabwe Fellowship	0	0	0	0	0	0	0	0	0	0	0	0	0	0	0	0	0
44	Church of the Disciple	0	0	0	35	0	88	0	0	0	8615	8393	45194	0	6288	3550	0	0
45	DeSoto First	0	1923	25914	59	71	129	127	78	53	9021	8392	51530	0	20000	6137	0	0
46	The Village	0	0	0	0	0	0	0	0	0	10777	8393	37000	19176	20000	0	13440	0
47	Duncanville First	2180	4439	16039	0	0	0	0	159	0	18308	16786	66970	48251	31378	17300	0	0
48	Jubilee	0	0	0	0	0	0	0	0	0	0	0	15750	0	13750	0	0	0
49	Duncanville Trinity	0	3020	1708	0	284	0	0	0	0	8687	8393	36925	0	24357	7125	12792	0
50	Chapel Hill	0	0	84542	0	0	0	0	0	0	8630	8393	40994	0	10000	9216	0	0
51	Farmers Branch Christ	0	25866	78966	0	434	0	0	0	0	10078	8392	76450	0	28814	2454	12240	0
52	Webb Chapel	159	0	1172	42	96	65	85	88	71	0	0	7370	0	18350	500	0	0
53	God's Kingdom	0	0	0	0	0	0	0	0	0	0	0	8840	0	0	0	0	0
54	Axe Memorial	3195	0	12336	31	0	82	0	0	0	8918	8393	48985	0	17607	0	0	0
55	Buckingham	0	0	8622	0	0	0	0	0	0	9326	8393	60015	0	19200	1000	0	0

Metro District Table 4 (Continued)

		CONNECTIONAL PROGRAMS										MINISTERIAL SUPPORT									
		Annual Conference Special Sunday Offerings	Benevolences Directly To UMC Cases (Not To AC Treasurer)	Benevolences Paid Directly To Non-UMC Benevolent And Charitable Causes	Human Relations Day	One Great Hour Of Sharing	Peace With Justice	Native American Ministries	World Communion	UM Student Day	Direct-Billed Clergy Non-Health Benefits (Pension)	Direct-Billed Clergy Health Benefits	Base Compensation To Pastor	Base Compensation To Associate(s)	Housing And Utilities And/or Related Allowances—Pastor And Associate(s)	Accountable Reimbursements—Pastor And Associate(s)	Other Cash Allowances (Non-Accountable)—Pastor And Associate(s)	Salary And Benefits For Deacons			
	CHURCH NAME	42	43	44	45a	45b	45c	45d	45e	45f	46	47	48	49	50	51	52	53			
56	Garland First	875	12000	45000	0	0	0	0	0	0	18812	16786	67275	36017	73588	5665	8232	67641			
57	New World	0	0	2449	0	0	0	0	0	0	9140	8393	55204	0	23600	5400	0	0			
58	San Juan Fellowship	0	0	0	0	0	0	0	0	0	8622	8393	38038	0	0	0	0	0			
59	St. Philip's	0	0	74168	0	0	0	0	0	0	9447	8393	55186	0	30000	1200	9904	0			
60	Grand Prairie First	0	57000	88974	0	0	0	0	0	0	22732	21364	72096	31635	21600	15000	0	0			
61	The Woods	0	0	1189	0	0	0	0	0	0	9427	8393	34381	7000	50325	9497	0	0			
62	Irving First	2000	500	95753	0	0	0	0	0	0	10134	8392	61176	30272	64400	7551	0	0			
63	Immanuel Korean Fellowship	0	0	26000	0	0	0	0	0	0	0	500	32400	0	16392	1800	0	0			
64	Kirkwood	0	0	14192	0	0	0	0	0	0	8742	12317	43432	11200	33251	0	0	0			
65	Korean Central	0	0	187598	0	0	0	0	0	0	8225	8393	34800	0	4113	12600	7469	0			
66	Northgate	0	1873	37618	0	0	0	0	155	0	8617	8393	45265	0	4933	0	0	0			
67	Oak Haven	0	0	3238	0	20	0	0	0	0	4414	0	17005	0	5789	60	0	0			
68	Plymouth Park	3911	18047	34659	0	0	0	0	0	0	18379	16786	78821	36191	36300	14434	1192	0			
69	Lancaster First	0	0	20000	139	247	0	0	157	0	8540	8393	43197	0	6881	1055	0	0			
70	Mesquite First	0	7615	33726	0	0	0	0	0	0	9006	8393	54260	0	23611	3130	0	0			
71	Mesquite St. Marks	0	1800	5035	0	0	0	0	0	0	8680	8393	37500	0	12000	0	0	0			
72	St. Stephen	242	125	12801	212	372	226	288	0	0	8814	8394	50500	0	7311	320	0	10000			
73	Arapaho	0	6059	39719	0	0	0	0	0	0	18288	16786	65306	21395	63123	11500	0	0			
74	Faith	0	0	1818	139	0	79	103	146	90	8271	8393	28812	0	3600	0	17016	0			
75	Richardson First	23802	364758	455668	0	2104	0	0	1791	0	49321	37387	147399	129738	214292	0	0	76222			
76	First Korean	0	0	0	0	0	0	0	0	0	8129	8393	32244	0	9000	3000	0	0			
77	Seagoville	0	0	7317	0	0	0	0	0	0	0	0	15600	0	6799	2000	0	0			
78	New Covenant	0	0	0	0	438	0	0	0	0	8583	8393	37692	0	17742	2000	0	0			
79	METRO DISTRICT	0	0	0	0	0	0	0	0	0	0	0	0	0	0	0	0	0			
TOTAL 2013		46916	2148706	3918109	1204	8376	1508	1256	4157	986	872117	776946	4008228	1619341	2528034	247306	165655	986028			
TOTAL 2012		38049	1066855	3348811	767	3748	1606	1552	3701	1720	880566	783464	3874990	1469210	2469997	282162	178037	880758			
Inc/Dec 2013 over 2012		8867	1081851	569298	437	4628	-98	-296	456	-734	-8449	-6518	133238	150131	58037	-34856	-12382	105270			

Metro District Table 5

	LOCAL CHURCH EXPENDITURES						RECEIVED FOR ANNUAL BUDGET/SPENDING PLAN									
	Salary And Benefits For All Other Church Staff	Program Expenses	Other Operating Expenses	Principal And Interest On Indebtedness, Loans, Mortgages, Etc.	Capital Expenditures For Building, Improvements, And Major Equipment Purchases	TOTAL AMOUNT PAID BY LOCAL CHURCH ON ALL EXPENDITURES	Number Of Households Giving To Local Church	Amount Received Through Pledges	Amount Received From Non-Pledging, But Identified Givers	Amount Received From Unidentified Givers	Amount Received From Interest and Dividends	Amount Received From Sale of Church Assets	Amount Received Through Building Use Fees, Contributions, And Rentals	Amount Received Through Fundraisers And Other Sources	TOTAL INCOME FOR ANNUAL BUDGET/SPENDING PLAN	
	55	56	57	58	59	60	61	62a	62b	62c	62d	62e	62f	62g	62	
CHURCH NAME	55	56	57	58	59	60	61	62a	62b	62c	62d	62e	62f	62g	62	
1 Cambodian Fellowship	0	6000	8920	15600	0	32920	35	21100	3540	700	0	0	0	2300	27640	
2 Holy Covenant	218019	55094	67586	55000	17664	701194	250	431977	137192	11097	12	0	3501	45724	629503	
3 Wesley Korean	0	25000	30000	120000	5000	261466	60	120000	150000	0	0	0	0	0	270000	
4 Cedar Hill	119712	12847	107671	137006	12000	541130	190	0	271065	11531	0	0	60913	0	343509	
5 Arcadia Park	0	2134	12390	0	2690	34269	14	11581	0	1440	240	0	14200	0	27461	
6 Camp Wisdom	28109	0	17050	0	0	127269	43	0	98923	1553	0	0	5400	9690	115566	
7 Casa Linda	19108	12124	80052	0	26093	221986	92	136985	15990	9894	40	0	36128	7200	206237	
8 Christ's Foundry Fellowship	59718	32667	47404	0	1700	253708	216	40729	26630	10836	127	0	2245	14524	95091	
9 Cochran Chapel	108653	10682	60177	0	73399	420806	97	0	209328	9563	4	0	16633	0	235528	
10 Cockrell Hill	7279	2293	31102	0	10638	87281	30	0	36032	300	725	0	66453	3270	106780	
11 Community	9538	7253	32055	0	0	131908	59	102261	8979	3758	0	0	0	9515	124513	
12 Elmwood-El Buen Samaritano	61515	6196	53585	14400	60168	284737	40	142995	0	4587	0	0	18744	105353	271679	
13 Dallas First	1407108	221472	532075	91164	4488287	7877355	555	2727912	484105	63707	65000	0	0	0	3340724	
14 Glen Oaks	18600	5339	27341	0	0	81434	34	38977	687	2175	12	0	73684	400	115935	
15 Dallas Grace	101048	14672	71483	0	448842	828458	179	220592	88887	8331	1448	0	33685	5152	358095	
16 Greenland Hills	99137	11197	65981	168629	4859	491599	237	210227	102260	10012	10	0	13426	16321	352256	
17 Hamilton Park	283694	84655	393182	145041	22670	1251537	595	575864	469223	21328	170	0	5225	34232	1106042	
18 Highland Hills	55200	12181	50782	587	0	197061	142	0	182586	3974	0	0	391	6871	193822	
19 Highland Park	3871461	886578	1228444	0	864667	11426511	4052	9560525	2482164	324089	39517	0	0	431437	12837732	
20 Kessler Park	186144	15342	54250	107978	19503	623822	261	313917	101962	11596	645	0	91846	21604	541570	
21 Lake Highlands	358919	50625	206029	140778	233821	1448613	414	662996	617566	17501	119	0	4760	12168	1315110	
22 Lakewood	58325	12078	83451	14670	0	301414	82	242616	20234	3974	0	0	14884	9141	290849	
23 Lovers Lane	1322380	373513	668472	313008	0	4056791	1213	3221908	529164	29227	5179	0	214816	0	4000294	
24 Northaven	345302	64149	176995	147820	0	980453	321	692473	98577	33852	212	0	61550	29920	916584	
25 Oak Cliff	58065	8583	73421	0	14360	291901	52	35715	38161	2600	430	0	234263	0	311169	
26 Oak Lawn	184971	38172	203693	0	156841	767399	264	234840	192085	17801	5384	0	85270	3414	538794	
27 Owenwood	5100	4866	22050	0	0	68980	64	0	45051	4257	7213	0	5900	3557	65978	
28 Pleasant Mound/Urban Park	22532	2577	25847	0	20967	147580	23	0	50000	4000	0	0	80000	0	134000	
29 Preston Hollow	146636	31810	144805	0	59063	581047	52	139148	17646	3298	4426	0	1900	30158	196576	
30 Ridgewood Park	155061	44134	86822	35413	42311	544593	190	212410	232657	12053	0	0	23197	0	480317	

Metro District Table 5 (Continued)

	LOCAL CHURCH EXPENDITURES						RECEIVED FOR ANNUAL BUDGET/SPENDING PLAN									
	Salary And Benefits For All Other Church Staff	Program Expenses	Other Operating Expenses	Principal And Interest On Indebtedness, Loans, Mortgages, Etc.	Capital Expenditures For Building Improvements, And Major Equipment Purchases	TOTAL AMOUNT PAID BY LOCAL CHURCH ON ALL EXPENDITURES	Number Of Households Giving To Local Church	Amount Received Through Pledges	Amount Received From Non-Pledging, But Identified Givers	Amount Received From Unidentified Givers	Amount Received From Interest and Dividends	Amount Received From Sale of Church Assets	Amount Received Through Building Use Fees, Contributions, And Rentals	Amount Received Through Fundraisers And Other Sources	TOTAL INCOME FOR ANNUAL BUDGET/SPENDING PLAN	
CHURCH NAME	55	56	57	58	59	60	61	62a	62b	62c	62d	62e	62f	62g	62	
31 St. Luke "Community"	632120	209706	502155	86805	65381	2031161	814	0	2237981	10000	336	0	66848	0	2315165	31
32 Dallas St. Paul	87377	5710	63043	18505	0	294525	125	0	233897	6181	0	0	2800	46060	288938	32
33 Schreiber Memorial	82218	11258	119716	0	42453	382708	96	188653	63272	3625	18026	0	76514	14403	364493	33
34 Southwood	3800	3220	29476	0	0	46180	38	0	18237	9394	0	0	17640	4618	49889	34
35 Spring Valley	468308	20567	50210	39240	20882	1106584	268	837043	149078	15141	260	0	23193	18391	1043106	35
36 Tyler Street	265110	26262	146343	13519	183899	1077069	293	596148	173273	8910	288	0	6371	31425	816415	36
37 Umphress Road	9000	9150	9400	0	0	162636	90	146076	27217	17622	0	0	4024	4551	199490	37
38 University Park	1073998	150228	298813	2407615	206460	5259747	510	1855661	349406	24895	21031	0	14116	0	2265109	38
39 Walnut Hill	194408	25260	226470	149488	54391	832370	337	444984	60122	8731	0	0	40300	33951	588088	39
40 Dallas Warren	19175	7050	35832	9000	0	148836	54	150185	0	0	0	0	0	2571	152756	40
41 Wheatland	8489	6046	39592	0	5389	104844	57	58250	56555	2041	427	0	17025	0	134298	41
42 White Rock	164444	14660	52790	0	0	492959	210	354527	0	20063	0	200	1150	0	375940	42
43 Zimbabwe Fellowship	0	0	0	0	0	0	0	0	0	0	0	0	0	0	0	43
44 Church of the Disciple	15000	12663	61692	84000	0	264542	103	93656	158360	5292	11	0	0	11332	268651	44
45 DeSoto First	118446	19865	59634	0	25976	383892	127	340687	25642	2841	18	0	6878	6000	382066	45
46 The Village	52653	43558	0	0	32160	237157	268	0	350897	2702	0	0	0	0	353599	46
47 Duncanville First	293969	164717	201783	29907	29415	1089594	463	711415	213817	14769	5919	0	670	0	946590	47
48 Jubilee	13265	4045	39595	29900	7100	133556	77	101499	5117	10033	0	0	0	0	116649	48
49 Duncanville Trinity	45287	24098	39720	23880	15027	277961	110	184000	34224	6000	0	0	0	1230	225454	49
50 Chapel Hill	76076	11981	48216	0	10491	335668	115	270417	0	4730	8974	0	27614	0	311735	50
51 Farmers Branch Christ	375573	102466	184331	68130	51791	1148237	384	871189	121916	11259	0	0	0	0	1004364	51
52 Webb Chapel	25938	4170	59186	0	28640	160105	30	58293	47721	3111	0	0	38760	3445	151330	52
53 God's Kingdom	0	67	550	0	0	10826	10	22580	0	0	0	0	0	0	22580	53
54 Axe Memorial	78213	38295	70853	0	12051	331383	137	233419	60895	3711	2905	260	375	1573	303138	54
55 Buckingham	92173	12648	13369	14400	11026	277835	121	157902	94000	4318	1	0	50	12092	268363	55

Metro District Table 5 (Continued)

	LOCAL CHURCH EXPENDITURES						RECEIVED FOR ANNUAL BUDGET/SPENDING PLAN									
	CHURCH NAME	55	56	57	58	59	60	61	62a	62b	62c	62d	62e	62f	62g	62
56	Garland First	319300	49449	147918	266000	20000	1261963	510	693399	300000	12694	1355	0	0	0	1007448
57	New World	69832	8315	66711	79430	29671	386989	120	276669	28365	55348	177	0	46411	20502	427472
58	San Juan Fellowship	0	5200	7800	0	0	68253	42	0	23669	0	0	0	0	15000	38669
59	St. Philip's	109689	10130	53988	30433	72171	494713	198	0	353475	4016	16	0	100	20268	377875
60	Grand Prairie First	185524	6626	84637	0	64865	730154	251	465253	0	4078	0	0	2120	48472	519923
61	The Woods	104323	5906	62638	113616	0	443516	216	0	386632	13332	13	0	2600	0	402577
62	Irving First	185433	59397	145827	109484	17164	881049	294	0	807037	13204	3256	0	20504	0	844001
63	Immanuel Korean Fellowship	36700	9785	15383	0	0	138960	49	8086	0	157565	0	0	0	450	166101
64	Kirkwood	34522	19760	35143	1753	14802	247273	92	65104	59074	12384	1314	20000	10290	1632	169798
65	Korean Central	275150	239672	162330	299463	0	1365117	765	0	1572821	370609	1473	0	36315	0	1981218
66	Northgate	43167	2894	42879	0	56357	271560	93	111742	64205	9143	1771	1420	14250	18858	221389
67	Oak Haven	2625	4634	30801	0	5256	80440	32	0	0	66085	0	0	650	4666	71401
68	Plymouth Park	256309	129815	228980	0	56902	1034422	199	729435	147566	9883	61	0	11605	48730	947280
69	Lancaster First	65181	229	46506	0	1500	220152	63	161077	1200	2379	25000	0	1100	3361	194117
70	Mesquite First	134084	21202	153621	198896	5974	713541	295	0	447473	12349	122	0	170	5800	465914
71	Mesquite St. Marks	32535	3091	42357	0	5799	173900	119	122960	50000	5604	0	0	0	0	178564
72	St. Stephen	49258	2894	36316	0	12800	223372	51	168805	24575	9880	224	0	1165	2070	206719
73	Arapaho	220039	38902	119464	52488	175090	928411	492	594575	91323	14630	2522	0	34282	37152	774484
74	Faith	26615	6041	37471	10800	3158	170292	58	130053	21419	2888	0	0	1625	16088	172073
75	Richardson First	1707951	381227	629024	605451	22646	5336841	2114	4178175	828229	102464	8362	0	14183	0	5131413
76	First Korean	32000	7000	17909	14520	16962	161665	68	219431	0	0	0	0	0	0	219431
77	Seagoville	7195	1094	28948	0	36137	107230	33	0	67670	2848	0	0	2465	75465	77
78	New Covenant	50071	5423	54408	17280	25483	247668	66	155214	31786	6000	0	0	0	8681	201681
79	METRO DISTRICT	0	0	0	0	0	0	0	0	0	0	0	0	0	0	0
	TOTAL 2013	17453877	4000609	9266943	6281097	8030812	67343078	20913	35854310	16498840	1721786	234775	21880	1713177	1247805	57292573
	TOTAL 2012	16431747	3965683	9711736	6798242	10189481	67449525	21632	35751040	16034134	1624273	245546	160581	1736244	1258548	56810366
	Inc/Dec 2013 over 2012	1022130	34926	-444793	-517145	-2158669	-106447	-719	103270	464706	97513	-10771	-138701	-23067	-10743	482207

Metro District Table 6

	RCVD FOR CAPITAL CAMPAIGNS/SPECIAL PROJECTS					RECEIVED FROM OTHER SOURCES				
	Capital Campaigns	Memorials, Endowments, Requests	Other Sources & Projects	Received For Specials And Other Directed Benevolences	TOTAL INCOME FOR DESIGNATED CAUSES	Equitable Compensation Funds	Advanced Special, Apportioned And Connectional Funds	Other Grants And Financial Support From Institutional Sources	Total Income From Connectional And Other Sources Outside Church	
CHURCH NAME	63a	63b	63c	63d	63	64a	64b	64c	64	
1 Cambodian Fellowship	0	0	0	1820	1820	0	0	0	0	1
2 Holy Covenant	41876	15637	0	38839	96352	0	0	0	0	2
3 Wesley Korean	0	0	0	0	0	0	0	0	0	3
4 Cedar Hill	135743	13760	0	39850	189353	0	0	0	0	4
5 Arcadia Park	0	0	0	0	0	0	0	0	0	5
6 Camp Wisdom	0	0	0	0	0	0	0	900	900	6
7 Casa Linda	0	4905	10455	670	16030	0	0	25000	25000	7
8 Christ's Foundry Fellowship	40720	0	0	367	41087	0	0	288383	288383	8
9 Cochran Chapel	0	1138	0	0	1138	0	0	0	0	9
10 Cockrell Hill	0	0	4295	567	4862	0	0	0	0	10
11 Community	0	0	0	165	165	2000	0	0	2000	11
12 Elmwood-El Buen Samaritano	24518	0	0	8568	33086	0	0	0	0	12
13 Dallas First	1365112	12092	0	0	1377204	0	0	0	0	13
14 Glen Oaks	0	0	0	0	0	0	0	0	0	14
15 Dallas Grace	87971	77858	0	11117	176946	0	57131	14380	71511	15
16 Greenland Hills	123702	1310	0	0	125012	0	0	0	0	16
17 Hamilton Park	106922	0	0	0	106922	0	0	50000	50000	17
18 Highland Hills	0	0	0	0	0	0	0	0	0	18
19 Highland Park	415408	37202	0	0	452610	0	0	0	0	19
20 Kessler Park	29255	0	0	8432	37687	0	0	0	0	20
21 Lake Highlands	147311	3793	0	4836	155940	0	0	0	0	21
22 Lakewood	0	16225	0	6628	22853	0	0	0	0	22
23 Lovers Lane	1426866	153750	0	590	1581206	0	6300	0	6300	23
24 Northaven	0	1300	0	0	1300	0	0	0	0	24
25 Oak Cliff	0	0	0	0	0	0	16036	0	16036	25
26 Oak Lawn	0	595060	6104	0	601164	0	0	100000	100000	26
27 Owenwood	0	0	0	0	0	0	1974	0	1974	27
28 Pleasant Mound/Urban Park	0	26163	0	0	26163	5153	0	0	5153	28
29 Preston Hollow	0	1755969	0	9287	1765256	0	0	0	0	29
30 Ridgewood Park	119664	0	359774	16076	495514	0	0	0	0	30

Metro District Table 6 (Continued)

	RCVD FOR CAPITAL CAMPAIGNS/SPECIAL PROJECTS					RECEIVED FROM OTHER SOURCES			
	Capital Campaigns	Memorials, Endowments, Bequests	Other Sources & Projects	Received For Special And Other Directed Benevolences	TOTAL INCOME FOR DESIGNATED CAUSES	Equitable Compensation Funds	Advanced Special, Apportioned And Connectional Funds	Other Grants And Financial Support From Institutional Sources	Total Income From Connectional And Other Sources Outside Church
CHURCH NAME	63a	63b	63c	63d	63	64a	64b	64c	64
31 St. Luke "Community"	0	0	0	0	0	0	0	0	0 31
32 Dallas St. Paul	0	15000	0	19060	34060	0	0	0	0 32
33 Schreiber Memorial	0	19321	24000	5590	48911	0	0	0	0 33
34 Southwood	0	0	0	67	67	0	0	0	0 34
35 Spring Valley	0	1765	0	0	1765	0	0	0	0 35
36 Tyler Street	58698	53532	10770	75106	679906	0	14495	4100	18595 36
37 Umphress Road	10775	0	0	0	10775	0	0	0	0 37
38 University Park	2254133	30172	517498	2450	2804253	0	100000	0	100000 38
39 Walnut Hill	2015	222464	47644	31898	304021	0	8200	0	8200 39
40 Dallas Warren	0	0	0	0	0	0	0	0	0 40
41 Wheatland	0	8476	0	139	8615	0	0	0	0 41
42 White Rock	0	10194	0	0	10194	0	0	258000	258000 42
43 Zimbabwe Fellowship	0	0	0	0	0	0	0	0	0 43
44 Church of the Disciple	0	0	0	0	0	0	0	0	0 44
45 DeSoto First	0	5745	0	0	5745	0	0	0	0 45
46 The Village	2700	0	0	0	2700	0	0	0	0 46
47 Duncanville First	23240	6025	0	145200	174465	0	0	0	0 47
48 Jubilee	0	0	0	0	0	0	0	0	0 48
49 Duncanville Trinity	0	1230	0	799	2029	0	0	0	0 49
50 Chapel Hill	2500	50000	0	0	52500	0	0	0	0 50
51 Farmers Branch Christ	0	3516	73910	104008	181434	0	0	0	0 51
52 Webb Chapel	0	125	0	2578	2703	0	0	0	0 52
53 God's Kingdom	0	0	0	0	0	0	0	0	0 53
54 Axe Memorial	0	367	0	17876	18243	0	0	0	0 54
55 Buckingham	6939	1482	0	25853	34274	0	0	0	0 55

Metro District Table 6 (Continued)

	RCVD FOR CAPITAL CAMPAIGNS/SPECIAL PROJECTS					RECEIVED FROM OTHER SOURCES			
	Capital Campaigns	Memorials, Endowments, Bequests	Other Sources & Projects	Received For Special And Other Directed Benevolences	TOTAL INCOME FOR DESIGNATED CAUSES	Equitable Compensation Funds	Advanced Special, Apportioned And Confectional Funds	Other Grants And Financial Support From Institutional Sources	Total Income From Confectional And Other Sources Outside Church
CHURCH NAME	63a	63b	63c	63d	63	64a	64b	64c	64
56 Garland First	330000	0	0	0	330000	0	0	0	0
57 New World	0	0	0	0	0	0	0	0	0
58 San Juan Fellowship	0	0	0	0	0	6697	40000	2700	49397
59 St. Philip's	85958	0	0	30872	116830	0	0	0	0
60 Grand Prairie First	0	5000	156660	10000	171660	0	52505	0	52505
61 The Woods	91546	1720	5079	0	98345	0	0	0	0
62 Irving First	0	6742	34072	7034	47848	0	0	0	0
63 Immanuel Korean Fellowship	80000	0	0	0	80000	0	0	0	0
64 Kirkwood	0	1505	116990	14910	133405	0	0	37500	37500
65 Korean Central	31270	0	0	0	31270	0	0	0	0
66 Northgate	0	34147	52911	0	87058	0	0	0	0
67 Oak Haven	0	1160	4853	170	6183	0	0	0	0
68 Plymouth Park	0	7705	26000	34728	68433	0	0	0	0
69 Lancaster First	0	0	0	0	0	0	0	0	0
70 Mesquite First	198896	12104	0	0	211000	0	0	0	0
71 Mesquite St. Marks	0	0	0	0	0	0	0	0	0
72 St. Stephen	13365	2675	0	0	16040	0	0	1188	1188
73 Arapaho	72224	10856	0	54688	137768	0	0	0	0
74 Faith	3858	0	3575	21128	28561	0	0	23000	23000
75 Richardson First	492238	0	0	296974	789212	0	0	0	0
76 First Korean	0	0	0	0	0	0	0	0	0
77 Seagoville	3783	1554	27785	0	33122	0	0	0	0
78 New Covenant	17000	72	6700	0	23772	0	0	0	0
79 METRO DISTRICT	0	0	0	0	0	0	0	0	0
TOTAL 2013	7846206	3712616	1489075	1048940	14096837	13850	296641	805151	1115642
TOTAL 2012	8975471	1841495	916760	995150	12728876	23435	395928	736120	1155483
Inc/Dec 2013 over 2012	-1129265	1871121	572315	53790	1367961	-9585	-99287	69031	-39841

North Central District Table 1

CHURCH MEMBERSHIP																					
		RECEIVED						REMOVED						FULL MEMBERS AT CLOSE OF YEAR							
		Total Professing Members At Close Of Last Year	This Year On Profession Of Christian Faith	Restored By Affirmation	Previous Year's Reporting Errors— Total Professing Membership By Addition	From Other United Methodist Churches	From Other Denominations	Change Conference Action	Withdrawn	Previous Year's Reporting Errors— Total Professing Membership By Subtraction	Transfer To Other United Methodist Churches	Transfer To Other Denominations	Death	Asian	AA/Black	Hispanic/Latino	Native American	Pacific Islander	White	Multi-Racial	Total Professing Members At Close Of This Year
CHURCH NAME	PASTOR'S NAME	1	2A	2B	2C	3	4	5A	5B	5C	6	7	8	9A	9B	9C	9D	9E	9F	9G	9
Creekwood	Holly Bandel	841	41	23	0	38	19	28	12	0	5	1	7	2	1	6	0	1	894	5	909
Allen First	Todd Harris	1984	41	0	0	23	16	24	0	0	6	5	13	2	8	16	0	2	1988	0	2016
Suncreek	Keith Boone	1725	67	2	0	44	34	0	0	0	17	0	6	4	5	22	0	2	1814	2	1849
Anna	Mark T. Moore	147	0	0	0	2	0	11	0	25	1	0	0	0	0	0	0	0	112	0	112
Argyle	Chris Schoolcraft	992	51	0	16	42	36	0	13	6	7	5	10	4	3	17	0	1	1065	6	1096
Aubrey	Joe Gist	52	0	0	1	4	0	0	0	8	0	0	0	0	0	0	0	0	47	2	49
Blue Ridge	Daniel A. Gurley	161	9	1	0	5	0	9	3	0	3	0	0	0	0	0	0	0	161	0	161
Aldersgate	Lyle Benson	315	15	0	0	5	2	24	0	2	3	0	1	4	1	6	0	0	293	3	307
Carrollton First	William D. Miller	902	14	0	0	19	24	1	21	0	27	14	3	60	19	19	0	0	781	14	893
Celina	John Baldwin	405	2	0	0	15	33	0	0	0	0	0	4	0	0	7	1	0	442	1	451
Chambersville	Samantha Parson	81	0	0	0	1	0	0	0	1	0	0	2	0	0	0	0	0	79	0	79
Cottage Hill	Samantha Parson	36	0	0	0	0	0	0	0	1	0	0	3	0	0	2	0	0	30	0	32
Copeville	Mark Newsom	27	0	0	0	0	0	0	0	0	0	0	0	0	0	1	0	0	26	0	27
Coppell First	Thomas O. Palmer	2642	47	2	0	20	27	319	37	0	27	5	5	28	12	16	0	0	2284	5	2345
Corinth: Faith	Rodney Whitfield	410	7	12	0	9	3	0	0	112	13	1	0	0	0	0	1	1	313	0	315
Denton Asbury	Robert Marshall Price	286	0	0	0	0	0	21	6	0	1	2	5	2	3	6	2	0	238	0	251
Blue Mound	Joe Foor	85	0	0	3	1	0	0	0	0	1	0	2	0	0	0	0	0	86	0	86
Cooper Creek	Katrina M. Klein	79	8	0	0	1	0	11	0	0	1	0	0	0	0	0	0	0	76	0	76
Denton First	Don Lee	1634	15	3	0	38	20	0	12	0	22	6	29	7	5	24	2	1	1602	0	1641
Denton Trinity	James B. Bowden	631	12	1	0	12	31	0	0	0	5	6	5	3	4	0	0	0	664	0	671
Christ Church of North Texas	Duk Kum Kim	292	15	0	0	0	0	0	0	0	30	15	0	248	1	2	2	0	9	0	262
Farmersville	Thomas W. Waitschies	377	1	0	0	1	2	0	0	0	0	0	2	0	0	1	0	0	377	1	379
Flower Mound	Holly Gotelli	944	17	17	0	32	18	8	2	0	16	0	2	2	1	8	0	0	989	0	1000
Trietsch Memorial	John Allen	4092	129	3	94	43	40	284	23	0	34	18	7	22	12	26	0	0	3975	0	4035
Forney	Christopher L. Allen	383	17	2	0	10	7	0	0	0	10	0	4	2	3	9	0	0	390	1	405

North Central District Table 1 (Continued)

CHURCH MEMBERSHIP																						
		RECEIVED							REMOVED							FULL MEMBERS AT CLOSE OF YEAR						
		Total Professing Members At Close Of Last Year	This Year On Profession Of Christian Faith	Restored By Affirmation	Previous Year's Reporting Errors— Total Professing Membership By Addition	From Other United Methodist Churches	From Other Denominations	Change Conference Action	Withdrawn	Previous Year's Reporting Errors— Total Professing Membership By Subtraction	Transfer To Other United Methodist Churches	Transfer To Other Denominations	Death	Asian	AA/Black	Hispanic/Latino	Native American	Pacific Islander	White	Multi-Racial	Total Professing Members At Close Of This Year	
CHURCH NAME	PASTOR'S NAME	1	2A	2B	2C	3	4	5A	5B	5C	6	7	8	9A	9B	9C	9D	9E	9F	9G	9	
Frisco First	Mark Vowell	1141	54	0	0	60	18	118	0	1	22	0	6	6	14	7	0	0	1097	2	1126	26
Grace Avenue	Billy Echols-Richter	2001	100	2	0	88	30	0	15	0	21	2	7	20	28	38	2	4	2038	46	2176	27
Cross Way	Chris Yost	63	14	4	0	8	4	0	11	0	0	0	0	2	0	0	0	0	80	0	82	28
Cornerstone	Walter Butts	357	1	0	0	1	1	0	1	167	0	0	2	11	6	5	0	0	168	0	190	29
Heath	Dean Libby	455	5	0	0	14	3	0	0	0	1	2	3	2	2	2	0	1	464	0	471	30
Josephine	Mark Newsom	30	0	0	0	0	0	0	0	0	7	0	0	0	0	2	0	0	21	0	23	31
Justin	Buster Noah	246	0	0	0	6	7	0	0	0	6	2	2	0	0	1	0	1	242	5	249	32
Krum First	Christy Thomas	279	4	0	0	0	6	1	0	11	0	2	4	2	3	1	0	0	265	0	271	33
Lake Cities	Rene P. Lawson	609	18	4	0	4	2	7	10	0	6	0	4	3	4	35	4	0	554	10	610	34
Chinn's Chapel	Donald Paul McGarvey	94	2	0	0	0	5	0	0	0	0	2	2	0	0	0	2	0	95	0	97	35
Lewisville First	Andy Lewis	1397	43	0	4	9	38	21	0	0	9	4	14	4	10	52	2	0	1361	14	1443	36
Living Faith	Phillip Nguyen	42	5	0	0	0	4	0	0	0	9	0	0	42	0	0	0	0	0	0	42	37
Vista Ridge	Mary Beth Hardesty-Crouch	573	12	9	23	3	14	77	20	0	14	4	0	8	14	9	0	1	483	4	519	38
Button Memorial	Mel Caraway	152	3	0	2	8	2	6	8	0	5	1	4	0	3	2	0	1	136	1	143	39
Elm Ridge	Boyd Sawyer	49	0	0	0	0	0	0	12	0	0	0	0	0	0	0	1	0	36	0	37	40
Oak Grove	Elizabeth Moen	109	0	1	0	3	0	6	0	0	1	1	2	0	0	0	0	0	103	0	103	41
Good Shepherd	Diane Presley	100	1	0	0	0	1	1	3	0	2	0	1	0	0	0	0	0	95	0	95	42
McKinney First	Thomas O. Brumett	3318	77	76	0	121	67	13	0	359	14	13	21	12	31	46	2	3	3130	15	3239	43
Stonebridge	John McLarty	2025	53	0	0	36	21	71	27	0	21	17	2	11	8	18	1	2	1957	0	1997	44
McKinney Wesley	Richard Dunagin	272	2	6	0	3	1	18	15	0	3	4	2	3	0	5	0	0	234	0	242	45
Pilot Point	Penny Mitchell	137	0	0	0	2	0	29	0	0	1	0	2	0	0	0	0	0	107	0	107	46
Plano Christ	Donald W. Underwood	5175	166	0	0	60	23	146	4	0	47	5	24	16	10	8	0	0	5160	4	5198	47
Custer Road	Kory Knott	4622	79	67	0	48	38	513	32	0	60	14	23	32	61	48	8	4	4009	50	4212	48
Plano First	Paul Gould	2034	34	20	0	32	12	89	10	0	12	0	13	44	36	90	2	0	1836	0	2008	49
St. Andrew	C. Robert Hasley, Jr.	6515	134	7	0	113	147	0	2	0	51	80	18	61	57	63	0	0	6584	0	6765	50

North Central District Table 1 (Continued)

CHURCH MEMBERSHIP																					
		RECEIVED						REMOVED						FULL MEMBERS AT CLOSE OF YEAR							
		Total Professing Members At Close Of Last Year	This Year On Profession Of Christian Faith	Restored By Affirmation	Previous Year's Reporting Error— Total Professing Membership By Addition	From Other United Methodist Churches	From Other Denominations	Charge Conference Action	Withdrawn	Previous Year's Reporting Error— Total Professing Membership By Subtraction	Transfer To Other United Methodist Churches	Transfer To Other Denominations	Death	Asian	AA/Black	Hispanic/Latino	Native American	Pacific Islander	White	Multi-Racial	Total Professing Members At Close Of This Year
CHURCH NAME	PASTOR'S NAME	1	2A	2B	2C	3	4	5A	5B	5C	6	7	8	9A	9B	9C	9D	9E	9F	9G	9
Pleasant Grove	David Judd	20	0	0	0	0	0	0	0	0	0	0	0	0	0	0	0	0	20	0	20
Verona	David Judd	14	0	0	0	0	0	0	0	0	0	0	0	0	0	0	0	0	14	0	14
Ponder	Roger Ellison	75	0	0	0	0	5	0	7	0	0	9	0	0	0	0	0	0	64	0	64
Prosper	Jason McConnell	274	13	0	0	8	9	47	2	0	4	0	2	2	6	3	0	0	237	1	249
Rockwall First	Joe C. Pool	2355	79	7	0	55	38	42	18	0	14	3	8	4	12	30	0	4	2399	0	2449
Rowlett First	Jan Davis	1485	50	0	0	31	5	0	5	0	20	0	11	1	60	25	0	0	1449	0	1535
Royse City First	Timothy Marks	420	8	1	0	11	13	0	0	0	6	0	2	0	0	8	0	0	431	6	445
Sachse First	Wendy Curran	432	8	0	0	6	0	9	0	0	4	0	2	4	5	5	0	0	417	0	431
Pleasant Valley	Christopher Everson	109	4	0	0	9	4	0	0	0	0	0	3	0	0	4	0	1	118	0	123
Sanger	Larry Rathbun	103	0	0	0	0	1	0	2	4	13	5	0	1	0	0	0	0	79	0	79
Stony	Joel Scheller	22	0	0	0	0	1	3	0	0	0	0	0	0	0	0	0	0	20	0	20
The Colony First	Marsha Middleton	741	21	0	0	9	4	5	12	0	2	1	3	9	20	31	1	6	684	1	752
Fellowship	Daniel Humbert	522	24	0	1	20	8	0	26	0	1	1	2	4	0	12	0	1	520	8	545
Wylie	Kathryn Strempeke	660	11	0	0	25	14	43	10	1	5	10	2	0	23	16	0	2	598	0	639
Princeton	Discontinued	0	0	0	0	0	0	0	0	0	0	0	0	0	0	0	0	0	0	0	0
NORTH CENTRAL DISTRICT	Ronald Henderson	0	0	0	0	0	0	0	0	0	0	0	0	0	0	0	0	0	0	0	0
TOTAL 2013		58550	1533	270	144	1164	852	2007	383	707	602	255	302	693	491	754	33	39	56040	207	58257
TOTAL 2012		59382	1505	247	353	1440	824	2968	604	182	885	268	294	727	548	700	40	32	56321	182	58550
Ine/Dec 2013 over 2012		-832	28	23	-209	-276	28	-961	-221	525	-283	-13	8	-34	-57	54	-7	7	-281	25	-293

North Central District Table 2

	CHURCH MEMBERSHIP							CHURCH SCHOOL AND SMALL GROUP MINISTRIES										UMM		UMW	

North Central District Table 2 (Continued)

		CHURCH MEMBERSHIP						CHURCH SCHOOL AND SMALL GROUP MINISTRIES										UMM		UMW	
	CHURCH NAME	10	11a	11b	12	13	14	15	16	17	18	19	20	21	22	23	24	25a	25b	26a	26b
26	Frisco First	612	35	13	313	320	22	306	85	35	311	737	330	395	43	7	32	20	2552	86	4000
27	Grace Avenue	1016	47	13	734	613	46	852	302	152	384	1690	427	1455	42	37	53	0	0	0	27
28	Cross Way	150	8	7	0	0	6	48	11	10	70	139	0	64	0	5	5	0	0	0	28
29	Cornerstone	115	0	0	20	50	6	15	30	10	86	141	38	90	10	1	5	24	0	0	29
30	Heath	161	4	0	42	18	0	65	35	12	170	282	78	65	11	8	11	27	0	0	30
31	Josephine	22	1	0	0	1	0	3	3	3	9	18	11	6	1	1	1	0	0	0	31
32	Justin	143	1	0	38	0	0	19	42	6	80	147	80	101	7	5	2	0	0	0	32
33	Krum First	132	8	2	7	47	8	45	22	0	57	124	22	0	5	21	10	4	0	0	33
34	Lake Cities	245	6	5	3	58	17	58	56	10	141	265	83	112	12	3	3	15	280	40	7455
35	Chinn's Chapel	53	2	1	0	83	0	12	11	10	39	72	5	0	1	3	4	0	0	0	35
36	Lewisville First	527	3	13	91	73	12	389	105	170	710	1374	236	550	27	23	31	0	0	30	439
37	Living Faith	36	0	0	0	0	0	0	0	0	0	0	0	0	0	0	0	0	0	0	37
38	Vista Ridge	289	8	0	92	102	4	40	26	6	103	175	100	210	11	10	6	0	0	0	38
39	Button Memorial	82	1	0	15	25	0	15	20	5	35	75	32	42	3	3	3	25	750	17	1208
40	Elm Ridge	32	0	0	0	23	0	6	4	0	0	10	12	13	4	0	0	0	0	0	40
41	Oak Grove	71	0	0	21	33	0	5	5	5	55	70	30	50	4	2	6	0	0	20	2711
42	Good Shepherd	61	0	0	6	67	0	11	9	7	53	80	33	29	5	5	3	0	0	16	865
43	McKinney First	1443	53	23	595	176	76	740	781	226	1044	2791	819	480	50	15	17	0	0	39	6000
44	Stonebridge	916	43	9	522	1575	171	344	554	72	438	1408	335	832	27	21	19	0	0	0	44
45	McKinney Wesley	121	0	0	49	60	5	22	27	0	78	127	70	64	10	0	0	0	0	0	45
46	Pilot Point	50	0	0	9	21	0	8	0	0	14	22	10	27	2	0	2	0	0	0	46
47	Plano Christ	1932	70	79	1134	677	76	1389	958	159	2500	5006	920	912	135	113	128	200	2000	334	0
48	Custer Road	1410	41	12	791	406	62	408	815	90	2166	3479	822	790	72	27	30	90	3170	93	16714
49	Plano First	1007	23	1	485	134	32	608	153	15	1334	2110	580	555	42	39	40	60	30958	247	3296
50	St. Andrew	1893	70	17	1362	5772	100	981	62	126	862	2031	787	417	68	71	16	94	63750	145	16357

North Central District Table 2 (Continued)

	CHURCH MEMBERSHIP						CHURCH SCHOOL AND SMALL GROUP MINISTRIES										UMM			UMW			
	CHURCH NAME	Avg. Attendance At All Weekly Worship Services	Number Of Persons Baptized This Year (0-12 yrs)	Number Of Persons Baptized This Year (13 yrs-older)	Baptized Members Who Are Non Professing Members	Number Of Other Constituents	Total Enrolled In Confirmation Classes This Year	Children In All Christian Formation Groups And Small Group Ministries	Youth In All Christian Formation Groups And Small Group Ministries	Young Adults In All Christian Formation Groups And Small Group Ministries	Adults In All Christian Formation Groups And Small Group Ministries	Total Christian Formation Participants	Participants In Vacation Bible School	Avg. Weekly Attendance (all ages) In Sunday School	Number Of Classes and Other Small Groups (All Ages) For Learning Other Than Sunday School	Number Of Classes and Other Small Groups (All Ages) For Learning In Sunday School	Membership In United Methodist Men	Amount Paid for Projects	Membership In United Methodist Women	Amount Paid For Local Church And Community Work			
																					10	11a	11b
51	Pleasant Grove	22	0	0	0	2	0	6	1	2	5	14	5	0	2	0	0	0	0	0	0	51	
52	Verona	18	0	0	0	6	0	0	0	0	4	4	0	0	1	0	0	0	0	0	52		
53	Ponder	80	0	0	27	20	0	10	57	0	21	88	25	103	4	4	0	0	0	0	53		
54	Prosper	211	6	1	98	83	5	54	34	6	89	183	65	42	8	6	1	0	0	38	950	54	
55	Rockwall First	917	32	14	489	875	54	601	323	30	746	1700	412	727	36	21	12	0	0	0	15	11000	55
56	Rowlett First	536	13	10	276	90	18	387	185	36	600	1208	378	345	26	10	32	42	16189	170	1665	56	
57	Royce City First	210	8	2	70	43	8	72	18	16	75	181	93	93	9	7	6	0	0	27	520	57	
58	Sachse First	294	7	0	3	38	10	540	132	10	134	816	85	260	10	5	4	25	445	36	500	58	
59	Pleasant Valley	52	2	2	2	25	1	6	2	3	24	35	22	0	4	1	0	9	0	16	0	59	
60	Sanger	45	0	0	0	11	1	2	0	0	0	2	2	0	0	3	0	0	0	0	500	60	
61	Stony	10	0	0	0	8	0	2	0	3	15	20	6	0	1	0	0	0	0	0	0	61	
62	The Colony First	228	5	3	131	104	7	40	35	12	175	262	74	125	10	10	10	32	3000	75	12856	62	
63	Fellowship	350	8	6	79	400	13	60	40	6	285	391	135	285	16	4	15	10	2500	0	0	63	
64	Wylie	342	7	4	100	149	8	112	115	0	135	362	197	320	28	20	6	26	3800	40	430	64	
65	Princeton	0	0	0	0	0	0	0	0	0	0	0	0	0	0	0	0	0	0	0	0	65	
66	NORTH CENTRAL DISTRICT	0	0	0	0	0	0	0	0	0	0	0	0	0	0	0	0	0	0	0	0	66	
	TOTAL 2013	23717	755	319	9690	15545	1288	14405	6834	1978	19963	43180	11542	14018	1111	1040	818	1179	147534	2259	128960		
	TOTAL 2012	24590	847		10649	14261	1129	15185	6401	1773	19370	42729	12303	15425	1126	1083	867	1380	122339	2698	131758		
	Inc/Dec 2013 over 2012	-873	227		-959	1284	159	-780	433	205	593	451	-761	-1407	-15	-43	-49	-201	25195	-439	-2798		

North Central District Table 3

	CHURCH NAME	MISSION AND COMMUNITY MINISTRIES					PROPERTY AND OTHER ASSETS				CONNECTIONAL PROGRAMS								
		27a	27b	28	29	30	31	32	33	34	35a	35b	37	38	39	40	41		
		Number Of Persons Served By Community Ministries For Outreach, Justice, And Mercy	Number Of Persons Served By Community Ministries For Daycare And/Or Education	Number of persons engaged in mission	Number Of Persons Served On UMWIM Teams From Local Church	Number UMWIM Teams Served From Local Church	Market Value Of Church-Owned Land, Buildings And Equipment	Market Value Of Other Church-Owned Assets	Debt Secured By Church Physical Assets	Other Debt	Total APPORTIONED To Local Church For All Causes Paid To AC Treasurer	Total PAID By Local Church For All Apportioned Causes To AC Treasurer	General Advance Specials Gifts	World Service Special Gifts	Annual Conference Advance Specials	Youth Service Fund	Other Funds For Connectional Mission And Ministry		
1	Creekwood	2	81	244	498	9876	5511255	560016	2409020	0	75091	75091	2537	0	0	0	527	1	
2	Allen First	6	205	2210	161	1115	7250000	969063	2280263	0	162224	162224	2527	0	0	0	0	2	
3	Suncreek	6	132	1200	250	4300	5341860	280432	4058771	0	111962	111962	7434	0	0	0	80	3	
4	Anna	0	0	20	0	200	433700	96076	0	0	12868	0	380	0	0	0	0	4	
5	Argyle	0	0	203	107	1745	6036195	224268	4479605	0	96282	96282	5687	0	0	0	0	5	
6	Aubrey	0	0	0	0	0	441000	62551	437050	0	5511	200	0	0	0	0	0	6	
7	Blue Ridge	0	0	25	16	450	1119230	316068	0	0	12071	12071	186	0	0	0	0	7	
8	Aldersgate	0	0	30	0	75	3399239	143133	1141743	0	29253	29253	95	0	0	0	0	8	
9	Carrollton First	0	0	200	502	1357	14173514	1068734	7084325	0	97239	97239	8636	0	0	0	1361	9	
10	Celina	0	0	102	750	1200	1520000	850000	0	0	28554	28554	48	0	0	0	0	10	
11	Chambersville	0	0	0	0	52	650000	72408	0	0	5059	5059	3236	0	0	0	0	11	
12	Cottage Hill	0	0	0	0	2	149000	28270	0	0	2244	2244	0	0	0	0	0	12	
13	Copeville	0	0	0	0	0	285000	90000	0	0	5229	5229	0	0	0	0	0	13	
14	Coppell First	0	0	253	189	3490	8665000	914945	630839	45489	199656	199656	9892	0	20	0	1000	14	
15	Corinth: Faith	1	3	90	0	350	3125000	19821	2927322	0	31043	12813	0	0	0	0	0	15	
16	Denton Asbury	0	0	0	120	4500	2309878	67283	742887	449	34923	34923	0	0	0	0	0	16	
17	Blue Mound	0	0	0	0	80	1178535	361850	0	0	7271	7271	0	0	0	0	0	17	
18	Cooper Creek	0	0	0	0	0	310000	9050	0	0	3022	3022	0	0	0	0	0	18	
19	Denton First	0	0	469	282	4216	12396000	3073650	1471982	315004	162049	162049	16228	0	0	0	0	19	
20	Denton Trinity	2	40	100	200	497	2141000	55046	714561	0	38968	38968	2683	0	0	0	0	20	
21	Christ Church of North Texas	0	0	0	0	0	2500000	320000	942683	0	16405	600	0	0	0	0	0	21	
22	Farmersville	0	0	18	78	141	2071000	66166	0	0	25750	25750	3000	0	0	0	0	22	
23	Flower Mound	1	20	949	711	5010	5229370	262915	968473	0	67479	67479	9807	0	0	0	0	23	
24	Trietsch Memorial	0	0	0	1499	2602	19305954	412988	8184159	0	294730	294730	24376	0	2447	0	1500	24	
25	Forney	0	0	30	220	2000	3506900	154800	750994	3210	31452	31452	1700	0	0	0	0	25	

North Central District Table 3 (Continued)

	MISSION AND COMMUNITY MINISTRIES					PROPERTY AND OTHER ASSETS				CONNECTIONAL PROGRAMS						
	Number Of Persons Sent On UMWIM Teams From Local Church	Number Of Persons Sent On UMWIM Teams From Local Church	Number of persons engaged in mission	Number Of Persons Served By Community Ministries For Outreach, Justice, And Mercy	Number Of Persons Served By Community Ministries For Outreach, Justice, And Mercy	Market Value Of Church-Owned Land, Buildings And Equipment	Market Value Of Other Church-Owned Assets	Debt Secured By Church Physical Assets	Other Debt	Total APPORTIONED To Local Church For All Causes Paid To AC Treasurer	Total PAID By Local Church For All Apportioned Causes To AC Treasurer	General Advance Specials Gifts	World Service Special Gifts	Annual Conference Advance Specials	Youth Service Fund	Other Funds For Connectional Mission And Ministry
CHURCH NAME	27a	27b	28	29	30	31	32	33	34	35a	35b	37	38	39	40	41
26 Frisco First	0	0	561	1799	3343	9827040	300278	4276619	0	98989	98989	4602	0	0	0	1000
27 Grace Avenue	3	13	892	1763	1055	12058485	152879	9163920	100000	154056	154056	0	0	0	0	0
28 Cross Way	0	0	47	22	3600	0	30000	0	0	0	0	0	0	0	0	0
29 Cornerstone	0	0	158	135	674	2082049	190677	786563	0	24849	24849	896	0	0	0	570
30 Heath	0	0	131	150	150	2667000	213980	79963	0	34831	34831	2253	0	0	0	876
31 Josephine	0	0	0	0	0	100000	12524	0	0	1725	1725	0	0	0	0	0
32 Justin	0	0	2	30	300	731000	50923	115797	926	26979	26979	0	0	0	0	0
33 Krum First	0	0	0	120	110	2144561	84749	914567	0	21518	21518	0	0	0	0	0
34 Lake Cities	1	15	37	82	686	2305653	130647	327285	0	36089	36089	1037	0	0	0	0
35 Chinn's Chapel	0	0	48	0	80	550000	59854	0	0	9093	9093	0	0	0	0	0
36 Lewisville First	1	1	289	634	7263	7077840	217126	490502	0	82797	82797	14435	0	0	0	0
37 Living Faith	0	0	0	0	0	0	0	0	0	2522	1908	0	0	0	0	0
38 Vista Ridge	1	6	115	88	621	3852922	263558	738057	0	59504	59504	5682	0	348	0	6235
39 Button Memorial	0	0	35	80	1200	1454862	9411	325601	0	15357	15357	987	0	0	0	0
40 Elm Ridge	0	0	0	6	185	522900	98221	0	0	2334	2334	370	0	0	0	0
41 Oak Grove	0	0	0	0	900	650000	455146	0	0	7817	7817	0	0	0	0	0
42 Good Shepherd	0	0	52	29	680	1167285	77828	0	0	11487	11487	1250	0	0	0	0
43 McKinney First	3	30	0	980	1100	12761511	1295739	3711449	0	208336	208336	23455	0	0	0	12237
44 Stonebridge	0	0	1360	3167	3221	7579951	446476	4576607	0	133052	89916	4735	0	0	0	250
45 McKinney Wesley	0	0	0	0	0	3991129	343762	1183359	0	26081	6000	100	0	0	0	0
46 Pilot Point	0	0	3	0	25	837000	19331	22687	0	8889	8889	989	0	0	0	0
47 Plano Christ	2	28	7000	3200	7500	28468249	2746634	12252067	0	334906	334906	15408	0	0	0	0
48 Custer Road	0	0	3900	302	9000	23200000	1068416	796062	0	400768	400768	22919	0	0	0	1746
49 Plano First	0	0	302	1175	3125	13628838	524153	5137768	0	191539	191539	6425	0	0	0	1500
50 St. Andrew	0	0	0	1024	22699	26000000	1950000	8965000	532131	334163	334163	24262	0	0	0	0

North Central District Table 3 (Continued)

	MISSION AND COMMUNITY MINISTRIES					PROPERTY AND OTHER ASSETS				CONNECTIONAL PROGRAMS									
	CHURCH NAME	27a	27b	28	29	30	31	32	33	34	35a	35b	37	38	39	40	41		
51	Pleasant Grove	0	0	0	0	100	49500	4028	0	0	1265	1265	0	0	0	0	0	51	
52	Verona	0	0	0	0	15	49500	23886	0	0	1044	1044	0	0	0	0	0	52	
53	Ponder	0	0	0	0	0	655000	54023	317133	0	9100	9100	1477	0	0	0	0	53	
54	Prosper	0	0	84	98	636	2390821	10157439	431920	0	35077	35077	1730	0	0	0	0	54	
55	Rockwall First	3	52	544	461	2480	13880000	1924817	3185188	0	170259	170259	13335	0	3159	0	0	55	
56	Rowlett First	0	0	477	361	616	4050000	847346	700770	0	98435	98435	7097	0	500	0	0	56	
57	Royse City First	0	0	46	31	572	3298913	85257	51002	0	30058	30058	2299	0	0	0	0	57	
58	Sachse First	0	0	0	20	10	2701808	127112	677045	36195	35267	35267	2987	0	0	0	0	58	
59	Pleasant Valley	0	0	9	0	0	550000	185316	0	0	4988	4988	0	0	0	0	0	59	
60	Sanger	0	0	20	0	200	707612	102813	0	0	7062	7062	310	0	0	0	20	60	
61	Stony	0	0	0	0	75	169638	50043	0	0	2057	2057	500	0	617	0	0	61	
62	The Colony First	1	8	60	135	900	2038573	17825	309791	0	50604	25309	2880	0	550	0	500	62	
63	Fellowship	0	0	0	185	300	3250000	189211	843764	0	49612	49612	9147	0	0	0	0	63	
64	Wylie	0	0	426	216	1776	3600000	115000	1842552	0	60803	60803	7522	0	0	0	250	64	
65	Princeton	0	0	0	0	0	0	0	0	0	8382	0	0	0	0	0	0	65	
66	NORTH CENTRAL DISTRICT	0	0	0	0	0	0	0	0	0	0	0	0	0	0	0	0	66	
	TOTAL 2013	33	634	22741	21876	118455	310098270	35105961	101447715	1033404	4348029	4198307	277541	0	7641	0	29652		
	TOTAL 2012	36	697	0	20414	105786	307383992	35331421	1092277130	633446	4370503	4269270	147125	0	20467	0	97858		
	Inc/Dec 2013 over 2012	-3	-63	22741	1462	12669	2714278	-225460	-7829415	399958	-22474	-70963	130416	0	-12826	0	-68206		

North Central District Table 4

		CONNECTIONAL PROGRAMS										MINISTERIAL SUPPORT									
		Annual Conference Special Sunday Offerings	Benevolences Directly To UMC Causes (Not To AC Treasurer)	Benevolences Paid Directly To Non-UMC Benevolent And Charitable Causes	Human Relations Day	One Great Hour Of Sharing	Peace With Justice	Native American Ministries	World Communion	UM Student Day	Direct-Billed Clergy Non-Health Benefits (Pension)	Direct-Billed Clergy Health Benefits	Base Compensation To Pastor	Base Compensation To Associate(s)	Housing And Utilities And/or Related Allowances—Pastor And Associate(s)	Accountable Reimbursements—Pastor And Associate(s)	Other Cash Allowances (Non-Accountable)—Pastor And Associate(s)	Salary And Benefits For Deacons			
	CHURCH NAME	42	43	44	45a	45b	45c	45d	45e	45f	46	47	48	49	50	51	52	53			
1	Creekwood	0	54021	44897	0	0	0	0	0	0	18099	16786	58002	39017	49200	0	0	0			
2	Allen First		154123	0	0	0	0	0	0	0	28602	22665	77920	71909	123998	0	23452	84436			
3	Suncreek	150	6410	14823	0	1161	0	0	0	0	10388	8393	77744	23460	37850	4378	0	0			
4	Anna	0	0	1224	0	0	0	0	0	0	7380	8393	24770	0	26745	3150	0	0			
5	Argyle	0	200	135226	200	1200	200	150	400	300	10014	8393	75140	0	43544	3000	0	0			
6	Aubrey	0	0	70	0	0	0	0	0	0	4301	0	4100	0	23923	0	0	0			
7	Blue Ridge	0	0	3788	0	0	0	0	0	0	8413	8393	33803	7766	6000	9000	0	0			
8	Aldersgate	0	0	0	0	0	0	0	0	0	8600	8393	44304	0	3732	1200	0	0			
9	Carrollton First	0	0	327961	0	133	0	0	0	0	19575	16786	92866	42070	65000	8250	0	0			
10	Celina	0	1500	0	0	0	0	0	0	0	8074	8393	42613	0	35800	6858	8232	0			
11	Chambersville	0	0	1500	0	0	0	0	0	0	2158	0	10200	0	3000	0	3600	0			
12	Cottage Hill	0	0	200	0	0	0	0	0	0	2158	0	8340	0	3420	0	0	0			
13	Copeville	0	0	500	0	0	0	0	0	0	0	0	5100	0	5100	0	0	0			
14	Coppell First	0	9863	73954	0	0	0	0	0	0	22575	19838	71069	48482	95650	5886	0	38506			
15	Corinth: Faith	0	12563	16142	0	0	0	0	0	0	9323	8393	52960	0	23750	315	0	0			
16	Denton Asbury	0	0	0	0	0	0	0	0	0	9395	8393	58500	0	24000	0	0	0			
17	Blue Mound	1103	0	300	0	0	0	0	0	0	4274	3815	19868	0	10000	2817	0	0			
18	Cooper Creek	0	253	431	0	0	0	0	0	0	0	0	600	0	14567	0	0	0			
19	Denton First	0	275583	99443	0	0	0	0	0	0	34842	33572	76915	97411	109354	10790	2776	0			
20	Denton Trinity	0	3641	12069	0	344	0	0	0	0	9200	8393	45190	0	27332	8028	0	0			
21	Christ Church of North Texas	0	0	0	0	0	0	0	0	0	0	0	31000	0	0	4172	0	0			
22	Farmersville	500	500	4230	0	1000	0	0	0	0	9063	8393	55527	0	7000	0	1643	0			
23	Flower Mound	205	40725	50705	0	435	696	0	777	0	19686	16786	52531	24693	59000	3849	0	0			
24	Trietsch Memorial	4395	23205	327809	0	0	0	0	0	0	19571	18333	111724	73843	102046	7911	0	253298			
25	Forney	0	554	4984	0	0	0	0	0	0	8835	8393	46136	0	24900	6000	0	0			

North Central District Table 4 (Continued)

		CONNECTIONAL PROGRAMS										MINISTERIAL SUPPORT									
		Annual Conference Special Sunday Offerings	Benevolences Directly To UJM Causes (Not To AC Treasurer)	Benevolences Paid Directly To Non-UJM Benevolent And Charitable Causes	Human Relations Day	One Great Hour Of Sharing	Peace With Justice	Native American Ministries	World Communion	UM Student Day	Direct-Billed Clergy Non-Health Benefits (Person)	Direct-Billed Clergy Health Benefits	Base Compensation To Pastor	Base Compensation To Associate(s)	Housing And Utilities And/Or Related Allowances—Pastor And Associate(s)	Accountable Reimbursements—Pastor And Associate(s)	Other Cash Allowances (Non-Accountable) —Pastor And Associate(s)	Salary And Benefits For Deacons			
	CHURCH NAME	42	43	44	45a	45b	45c	45d	45e	45f	46	47	48	49	50	51	52	53			
26	Frisco First	9344	1678	85712	0	1017	50	105	0	170	27625	25942	84960	70016	87030	11350	8621	0	26		
27	Grace Avenue	0	23759	10856	0	0	0	0	0	0	22895	12971	76981	119246	37500	0	7466	91001	27		
28	Cross Way	0	0	1074	0	0	0	0	0	0	9342	8393	52492	0	29238	0	0	0	28		
29	Cornerstone	0	0	44674	0	230	0	0	0	0	8708	8393	42378	0	22890	3250	0	0	29		
30	Heath	0	2811	2692	0	0	0	0	0	0	8991	8393	55348	0	4943	3712	0	0	30		
31	Josephine	0	0	1662	0	0	0	0	0	0	0	0	12451	0	12451	0	0	0	31		
32	Justin	0	613	1572	0	0	0	0	0	0	9295	8393	48346	0	12000	0	3000	0	32		
33	Krum First	0	440	0	0	0	0	0	0	0	9046	8393	57344	1200	4977	0	0	0	33		
34	Lake Cities	0	0	8348	0	632	0	0	0	0	9485	7630	29672	16500	30400	3002	0	0	34		
35	Chinn's Chapel	0	602	0	0	0	0	0	0	0	8615	8393	28500	0	28000	5000	0	0	35		
36	Lewisville First	0	0	428981	0	0	0	0	0	0	10172	8393	78404	0	30000	2000	4845	0	36		
37	Living Faith	0	0	0	0	0	0	0	0	0	0	0	0	0	7500	0	0	0	37		
38	Vista Ridge	868	0	14374	0	353	0	0	0	0	9242	8393	45037	0	37000	4854	11726	0	38		
39	Button Memorial	0	0	25672	0	270	0	0	0	0	8671	8393	45679	0	18500	1063	0	0	39		
40	Elm Ridge	0	0	1098	0	0	0	0	0	0	0	0	4950	0	0	0	0	0	40		
41	Oak Grove	0	6572	9726	0	0	0	0	0	0	6901	7139	25835	0	24000	2000	0	0	41		
42	Good Shepherd	0	7399	2869	0	0	0	0	0	0	8560	8393	30177	0	25500	3500	0	0	42		
43	McKinney First	0	222968	140155	0	3237	0	0	0	0	37231	33572	82511	151968	100931	38115	35178	121733	43		
44	Stonebridge	0	0	102779	0	0	0	0	0	0	19218	16786	83025	31040	59263	6612	0	20210	44		
45	McKinney Wesley	0	0	0	0	0	0	0	0	0	6394	6422	33434	0	9072	0	2072	0	45		
46	Pilot Point	0	0	1448	0	0	0	0	0	0	8358	8393	38035	0	5247	2592	310	0	46		
47	Plano Christ	0	4163	836967	0	0	0	0	0	0	30732	27468	131600	78131	121967	0	8232	0	47		
48	Custer Road	0	78923	98895	0	500	0	0	0	0	35314	32046	100840	90022	121418	13630	13942	133180	48		
49	Plano First	250	1750	74509	0	0	0	0	0	0	41407	33572	117774	112328	111000	9289	0	0	49		
50	St. Andrew	0	60418	459712	0	0	0	0	0	0	61435	51121	200718	208619	212447	7000	55855	66723	50		

North Central District Table 4 (Continued)

	CONNECTIONAL PROGRAMS										MINISTERIAL SUPPORT						
	Annual Conference Special Sunday Offerings	Benevolences Directly To UMC Causes (Not To AC Treasurer)	Benevolences Paid Directly To Non-UMC Benevolent And Charitable Causes	Human Relations Day	One Great Hour Of Sharing	Peace With Justice	Native American Ministries	World Communion	UM Student Day	Direct-Billed Clergy/ Non-Health Benefits (Pension)	Direct-Billed Clergy/ Health Benefits	Base Compensation To Pastor	Base Compensation To Associate(s)	Housing And Utilities And/Or Related Allowances—Pastor And Associate(s)	Accountable Reimbursements—Pastor And Associate(s)	Other Cash Allowances (Non-Accountable) —Pastor And Associate(s)	Salary And Benefits For Deacons
CHURCH NAME	42	43	44	45a	45b	45c	45d	45e	45f	46	47	48	49	50	51	52	53
51 Pleasant Grove	0	0	0	0	0	0	0	0	0	0	0	5200	0	0	0	0	0
52 Verona	0	0	0	0	0	0	0	0	0	0	0	3600	0	0	0	0	0
53 Ponder	0	0	1206	0	0	0	0	0	0	0	0	6500	0	16000	0	6000	0
54 Prosper	0	19793	7527	0	0	0	0	0	0	9452	8393	59453	0	7953	11204	0	0
55 Rockwall First	596	13500	64880	0	0	0	0	0	0	16160	13734	87476	14999	30607	13934	11726	211009
56 Rowlett First	0	7949	180958	0	0	0	0	0	0	21550	24458	67706	84618	84000	1500	0	0
57 Royse City First	0	16988	0	0	0	0	0	0	0	8929	8393	26964	1560	49540	5780	0	0
58 Sachse First	40	1650	49096	0	300	0	0	0	0	8292	7630	51253	2417	23269	0	3430	0
59 Pleasant Valley	0	1000	0	0	0	0	0	0	0	0	0	3580	0	22147	0	0	0
60 Sanger	0	0	0	0	100	0	0	0	0	0	0	15000	0	9372	200	0	0
61 Stony	0	0	321	0	0	0	0	62	0	0	0	6300	0	6000	1100	0	0
62 The Colony First	300	4500	0	0	0	0	0	0	0	13314	12208	45075	27216	35425	3892	0	0
63 Fellowship	15544	11956	46319	75	53	0	153	138	109	9350	8393	49446	28377	31350	8623	0	0
64 Wylie	0	444	16210	0	409	0	0	0	20	8866	8393	51785	12450	13500	5475	0	0
65 Princeton	0	0	0	0	0	0	0	0	0	0	0	0	0	0	0	0	0
66 NORTH CENTRAL DISTRICT	0	0	0	0	0	0	0	0	0	0	0	0	0	0	0	0	0
TOTAL 2013	33295	1072017	3841548	275	11374	946	408	1377	599	768076	679498	3162751	1479358	2407348	254281	212106	1020096
TOTAL 2012	27639	515988	3382613	1252	7719	2188	642	1120	1296	773957	679934	3079544	1251961	2327362	275005	205361	1082176
Inc/Dec 2013 over 2012	5656	556029	458935	-977	3655	-1242	-234	257	-697	-5881	-436	83207	227397	79986	-20724	6745	-62080

North Central District Table 5

		LOCAL CHURCH EXPENDITURES					RECEIVED FOR ANNUAL BUDGET/SPENDING PLAN									
		Salary And Benefits For All Other Church Staff	Program Expenses	Other Operating Expenses	Principal And Interest On Indebtedness, Loans, Mortgages, Etc.	Capital Expenditures For Building, Improvements, And Major Equipment Purchases	TOTAL AMOUNT PAID BY LOCAL CHURCH ON ALL EXPENDITURES	Number Of Households Giving To Local Church	Amount Received Through Pledges	Amount Received From Non-Pledging, But Identified Givers	Amount Received From Undenitrified Givers	Amount Received From Interest and Dividends	Amount Received From Sale of Church Assets	Amount Received Through Building Use Fees, Contributions, And Rentals	Amount Received Through Fundraisers And Other Sources	TOTAL INCOME FOR ANNUAL BUDGET/SPENDING PLAN
CHURCH NAME	55	56	57	58	59	60	61	62a	62b	62c	62d	62e	62f	62g	62	
1 Creekwood	321895	74306	116271	214530	9000	1094179	462	659873	338057	23111	0	0	0	0	1021041	1
2 Allen First	547304	113972	287763	196008	48772	1945675	659	1301054	382308	22081	0	0	105182	180963	1991588	2
3 Sunccreek	417864	77858	142846	606538	19756	1569095	652	831419	312010	19634	86	0	62544	11699	1237392	3
4 Anna	18907	8734	21700	0	7709	129092	69	0	68126	6241	373	0	0	0	74740	4
5 Argyle	594757	122196	174888	645908	212610	2130295	483	915445	355399	22504	489	0	1516	32010	1327363	5
6 Aubrey	1404	803	2000	6828	0	43629	36	32785	7942	2632	0	0	0	0	43359	6
7 Blue Ridge	22822	4840	40549	0	30115	187746	40	0	205754	6741	315	500	0	0	213310	7
8 Aldersgate	104208	8572	80343	62400	0	351100	145	236359	129513	10550	0	0	0	0	376422	8
9 Carrollton First	382762	90358	174243	716421	38259	2081920	357	725487	634090	13823	0	0	0	0	1373400	9
10 Celina	202000	13250	26850	0	6600	388772	151	176897	199769	4350	0	0	200	0	381216	10
11 Chambersville	12900	2894	5850	0	0	50397	31	0	26541	23223	0	0	1675	8710	60149	11
12 Cottage Hill	0	1082	4665	0	0	22109	18	0	18589	1047	0	0	0	0	19636	12
13 Copeville	0	2500	15500	0	0	33929	11	0	29492	0	0	0	0	0	29492	13
14 Coppell First	921616	161025	342861	134843	244241	2400977	786	1752188	389541	30411	395	0	24565	3214	2200314	14
15 Corinth: Faith	187259	23666	70188	117071	1933	536376	307	0	481009	3229	8	0	1050	39747	525043	15
16 Denton Asbury	103483	15721	65632	71552	0	391599	108	352303	7492	2826	0	0	0	0	362621	16
17 Blue Mound	9833	2795	16685	0	0	78761	20	0	56701	4186	71	0	1600	0	62558	17
18 Cooper Creek	150	702	8471	0	0	28196	13	0	25176	3019	0	0	0	0	28195	18
19 Denton First	624639	73115	273557	185312	12641	2088227	767	1528462	239333	31477	793	0	9603	42286	1851954	19
20 Denton Trinity	136949	8957	70218	43029	14290	429291	273	225873	193536	8645	0	0	30555	263	458872	20
21 Christ Church of North Texas	28000	5000	25000	26250	979	121001	10	0	164454	1700	0	0	0	2400	168554	21
22 Farmersville	58993	1190	36391	0	25691	238871	104	0	222522	16274	75	0	0	0	238871	22
23 Flower Mound	327696	54657	121472	192484	83521	1127204	403	585063	244947	21282	434	0	1774	20318	873818	23
24 Trietsch Memorial	1160410	73581	583119	253425	74903	3410626	1290	1882009	1013631	45807	0	0	53570	1560	2996639	24
25 Forney	89500	17876	73367	117897	17640	449234	127	0	284157	5460	0	0	34286	0	323903	25

North Central District Table 5 (Continued)

	LOCAL CHURCH EXPENDITURES						RECEIVED FOR ANNUAL BUDGET/SPENDING PLAN										
	CHURCH NAME	55	56	57	58	59	60	61	62a	62b	62c	62d	62e	62f	62g	62	
		Salary And Benefits For All Other Church Staff	Program Expenses	Other Operating Expenses	Principal And Interest On Indebtedness, Loans, Mortgages, Etc.	Capital Expenditures For Building Improvements, And Major Equipment Purchases	TOTAL AMOUNT PAID BY LOCAL CHURCH ON ALL EXPENDITURES	Number Of Households Giving To Local Church	Amount Received Through Pledges	Amount Received From Non-Pledging, But Identified Givers	Amount Received From Undenitrified Givers	Amount Received From Interest and Dividends	Amount Received From Sale of Church Assets	Amount Received Through Building Use Fees, Contributions, And Rentals	Amount Received Through Fundraisers And Other Sources	TOTAL INCOME FOR ANNUAL BUDGET/SPENDING PLAN	
26	Frisco First	473891	91478	248015	609269	108770	2049634	617	1258792	238517	20431	0	0	191939	135	1709814	26
27	Grace Avenue	751730	50443	282030	385887	254963	2281784	1277	820755	841641	60293	2	0	550	52443	1775684	27
28	Cross Way	57481	6557	28576	0	0	193153	129	50	103621	8343	0	0	0	0	112014	28
29	Cornerstone	46346	12102	74265	61875	7500	358926	118	187806	70153	13407	41	0	240	14559	286206	29
30	Heath	92322	18202	84772	829829	10678	1160653	183	184927	169761	17569	112	0	650	0	373019	30
31	Josephine	0	742	9722	0	0	38753	13	0	30326	0	0	0	0	500	30826	31
32	Justin	85501	34893	77887	3760	0	312239	120	329262	0	0	0	0	0	0	329262	32
33	Krum First	63203	8614	20679	63371	0	258785	152	0	279001	13755	93	0	9172	0	302021	33
34	Lake Cities	109532	19244	54904	42485	0	368960	287	203800	152750	11586	0	0	2700	5743	376579	34
35	Chinn's Chapel	4150	8531	12350	0	11000	124234	60	0	83078	8217	75	0	2870	2706	96946	35
36	Lewisville First	311034	45995	140069	164477	10684	1332286	355	709990	277741	30001	110	0	12669	10721	1041232	36
37	Living Faith	0	2625	8802	0	0	20835	15	0	18080	3200	0	0	0	0	21280	37
38	Vista Ridge	278811	60186	113552	679500	29727	1365392	264	495571	105489	5909	55	0	0	89634	696658	38
39	Button Memorial	29196	4238	32712	33005	0	223743	62	0	166254	7564	1	0	11853	2227	187899	39
40	Elm Ridge	0	2900	7250	0	1900	20802	15	0	16420	4800	0	0	0	0	21220	40
41	Oak Grove	25487	8556	14010	0	4398	142441	112	100907	16740	6636	173	0	780	0	125236	41
42	Good Shepherd	43853	5059	24374	0	10805	183226	52	102054	57439	4733	56	0	200	7174	171656	42
43	McKinney First	630367	93288	292318	297366	107625	2632591	1090	1015839	1087291	55403	55	0	40292	10000	2208880	43
44	Stonebridge	721673	21902	117829	862795	58692	2216725	714	907383	618922	56499	23	0	31168	138920	1752915	44
45	McKinney Wesley	77056	8899	67072	59691	3417	279629	89	0	249317	0	0	0	38260	0	287577	45
46	Pilot Point	10302	8057	16595	3280	0	112495	45	63028	28961	3211	0	0	10540	0	105740	46
47	Plano Christ	1038333	186729	627086	1750729	140663	5333114	2020	3301240	761089	65344	46	0	5390	36717	4169826	47
48	Custer Road	1278863	204505	604741	294988	49757	3575997	1631	2655589	852421	32460	14435	0	300	0	3555205	48
49	Plano First	654940	94178	384539	324174	49204	2208378	1404	1337666	676485	23527	351	0	7560	23162	2068751	49
50	St. Andrew	721349	257930	388011	719596	592116	4421475	1820	3677610	1552048	142748	1	0	23746	0	5396153	50

North Central District Table 5 (Continued)

		LOCAL CHURCH EXPENDITURES						RECEIVED FOR ANNUAL BUDGET/SPENDING PLAN									
		Salary And Benefits For All Other Church Staff	Program Expenses	Other Operating Expenses	Principal And Interest On Indebtedness, Loans, Mortgages, Etc.	Capital Expenditures For Building, Improvements, And Major Equipment Purchases	TOTAL AMOUNT PAID BY LOCAL CHURCH ON ALL EXPENDITURES	Number Of Households Giving To Local Church	Amount Received Through Pledges	Amount Received From Non-Pledging, But Identified Givers	Amount Received From Undenitified Givers	Amount Received From Interest and Dividends	Amount Received From Sale of Church Assets	Amount Received Through Building Use Fees, Contributions, And Rentals	Amount Received Through Fundraisers And Other Sources	TOTAL INCOME FOR ANNUAL BUDGET/SPENDING PLAN	
CHURCH NAME		55	56	57	58	59	60	61	62a	62b	62c	62d	62e	62f	62g	62	
51	Pleasant Grove	500	20	2700	0	0	9685	7	0	8725	0	0	0	100	0	8825	
52	Verona	0	500	3000	0	0	8144	11	0	8025	0	0	0	0	0	8025	
53	Ponder	15634	8121	24197	33271	550	122056	41	0	142234	0	88	0	0	0	142322	
54	Prosper	126827	20752	86142	30330	83057	507690	156	287032	88893	9653	132	0	4500	25123	415333	
55	Rockwall First	351737	108890	340801	311026	30004	1807832	846	947654	799987	67469	8915	0	52736	0	1876761	
56	Rowlett First	384531	72068	87684	83012	281972	1488038	584	663164	224774	33658	3814	0	0	44074	969484	
57	Royse City First	113264	15641	80002	11404	16483	387305	171	0	335073	7048	195	0	8500	6435	357251	
58	Sachse First	115054	29707	84768	144017	33219	592396	223	311731	93114	11275	63	0	9775	693	426651	
59	Pleasant Valley	5420	7377	15411	0	27538	87461	83	35722	59446	6216	262	0	500	1955	104101	
60	Sanger	8650	350	18344	0	4328	63736	35	51114	15850	2210	39	0	2500	3149	74862	
61	Stony	0	39	4472	0	3200	24668	20	0	17518	0	0	0	0	321	17839	
62	The Colony First	114385	10893	67038	33900	0	397385	223	273358	89134	5558	346	0	12792	7505	388693	
63	Fellowship	199340	70588	81452	195182	23990	839197	266	513920	217176	12968	570	0	12200	0	756834	
64	Wylie	265534	32763	96855	158217	9733	749229	253	420392	156955	6269	57	0	1675	64128	649476	
65	Princeton	0	0	0	0	0	0	0	0	0	0	0	0	0	0	0	
66	NORTH CENTRAL DISTRICT	0	0	0	0	0	0	0	0	0	0	0	0	0	0	0	
TOTAL 2013		15480647	2593212	7505455	11776932	2814633	59629373	22885	32061573	16740538	1088213	33211	500	824277	891194	51639506	
TOTAL 2012		14563205	2839889	7694612	10569673	3959660	57777516	23776	32381020	15983934	1084936	50857	150000	761481	1150730	51562958	
Inc/Dec 2013 over 2012		917442	-246677	-189157	1207259	-1145027	1851857	-891	-319447	756604	3277	-17646	-149500	62796	-259536	76548	

North Central District Table 6

		RCVD FOR CAPITAL CAMPAIGNS/SPECIAL PROJECTS					RECEIVED FROM OTHER SOURCES			
		Capital Campaigns	Memorials, Endowments, Requests	Other Sources & Projects	Received For Specials And Other Directed Benevolences	TOTAL INCOME FOR DESIGNATED CAUSES	Equitable Compensation Funds	Advanced Special, Apportioned And Connectional Funds	Other Grants And Financial Support From Institutional Sources	Total Income From Connectional And Other Sources Outside Church
CHURCH NAME		63a	63b	63c	63d	63	64a	64b	64c	64
1	Creekwood	0	104200	8660	59707	172567	0	0	0	0
2	Allen First	0	17185	0	122116	139301	0	0	85000	85000
3	Suncreek	351642	950	0	0	352592	0	0	0	0
4	Anna	12230	100	0	2578	14908	0	0	0	0
5	Argyle	361843	57805	0	8137	427785	0	0	0	0
6	Aubrey	6814	0	0	175	6989	0	0	0	0
7	Blue Ridge	0	350	60827	0	61177	0	0	0	0
8	Aldersgate	5960	0	0	0	5960	0	0	0	0
9	Carrollton First	23944	2316	306773	338091	671124	0	0	0	0
10	Celina	410000	2608	0	3000	415608	0	0	0	0
11	Chambersville	0	550	500	0	1050	0	0	0	0
12	Cottage Hill	730	335	0	0	1065	0	0	0	0
13	Copeville	0	0	0	0	0	0	0	0	0
14	Coppell First	201314	2165	5343	0	208822	0	0	0	0
15	Corinth: Faith	0	0	8163	0	8163	0	4000	0	4000
16	Denton Asbury	0	227	0	0	227	0	0	0	0
17	Blue Mound	0	11375	24000	519	35894	2551	0	0	2551
18	Cooper Creek	0	0	0	0	0	0	0	0	0
19	Denton First	130859	9281	0	0	140140	0	0	0	0
20	Denton Trinity	39495	800	0	0	40295	0	0	0	0
21	Christ Church of North Texas	0	0	0	0	0	0	0	0	0
22	Farmersville	0	5899	0	0	5899	0	0	0	0
23	Flower Mound	227050	1350	0	98595	326995	0	0	0	0
24	Trietsch Memorial	22786	2015	0	0	24801	0	0	0	0
25	Forney	110813	10840	0	5979	127632	0	0	0	0

North Central District Table 6 (Continued)

		RCVD FOR CAPITAL CAMPAIGNS/SPECIAL PROJECTS					RECEIVED FROM OTHER SOURCES			
		Capital Campaigns	Memorials, Endowments, Bequests	Other Sources & Projects	Received For Specials And Other Directed Benevolences	TOTAL INCOME FOR DESIGNATED CAUSES	Equitable Compensation Funds	Advanced Special, Apportioned And Correctional Funds	Other Grants And Financial Support From Institutional Sources	Total Income From Correctional And Other Sources Outside Church
	CHURCH NAME	63a	63b	63c	63d	63	64a	64b	64c	64
26	Frisco First	98977	3174	0	16287	118438	0	0	0	0
27	Grace Avenue	644345	975	0	0	645320	0	0	0	0
28	Cross Way	6924	0	0	0	6924	0	76000	7500	83500
29	Cornerstone	55637	600	0	4763	61000	0	0	0	0
30	Heath	35052	315	83267	3064	121698	0	0	0	0
31	Josephine	0	0	0	0	0	0	0	0	0
32	Justin	0	5390	0	1355	6745	0	0	0	0
33	Krum First	0	950	0	150	1100	0	0	0	0
34	Lake Cities	126813	54	0	13306	140173	0	0	0	0
35	Chinn's Chapel	0	0	0	1145	1145	0	0	0	0
36	Lewisville First	194457	280	0	181468	376205	0	0	0	0
37	Living Faith	0	0	0	0	0	0	0	0	0
38	Vista Ridge	160000	1275	519500	13487	694262	0	0	0	0
39	Button Memorial	0	11853	0	30580	42433	0	0	0	0
40	Elm Ridge	0	0	0	0	0	0	0	0	0
41	Oak Grove	0	0	0	16558	16558	4500	0	0	4500
42	Good Shepherd	9772	175	735	12948	23630	0	0	0	0
43	McKinney First	641068	6167	0	146836	794071	0	84996	0	84996
44	Stonebridge	191028	24686	0	0	215714	0	0	0	0
45	McKinney Wesley	10518	0	0	0	10518	0	0	0	0
46	Pilot Point	0	1160	0	2490	3650	0	0	0	0
47	Plano Christ	519694	0	0	220322	740016	0	52500	25000	77500
48	Custer Road	59888	0	0	0	59888	0	0	0	0
49	Plano First	0	4835	0	0	4835	0	0	0	0
50	St. Andrew	594608	29496	0	0	624104	0	75996	0	75996

North Central District Table 6 (Continued)

		RCVD FOR CAPITAL CAMPAIGNS/SPECIAL PROJECTS					RECEIVED FROM OTHER SOURCES			
		Capital Campaigns	Memorials, Endowments, Requests	Other Sources & Projects	Received For Specials And Other Directed Benevolences	TOTAL INCOME FOR DESIGNATED CAUSES	Equitable Compensation Funds	Advanced Special, Apportioned And Connectional Funds	Other Grants And Financial Support From Institutional Sources	Total Income From Connectional And Other Sources Outside Church
CHURCH NAME	63a	63b	63c	63d	63	64a	64b	64c	64	
51 Pleasant Grove	0	0	0	0	0	0	0	0	0	51
52 Verona	0	0	0	0	0	0	0	0	0	52
53 Ponder	16262	0	0	1477	17739	0	0	0	0	53
54 Prosper	124028	0	0	0	124028	0	60145	0	60145	54
55 Rockwall First	1008755	5640	0	94612	1109007	0	0	0	0	55
56 Rowlett First	274077	270	0	7949	282296	0	15000	15000	30000	56
57 Royse City First	9775	0	0	18609	28384	0	0	0	0	57
58 Sachse First	29323	66847	14617	51216	162003	0	0	0	0	58
59 Pleasant Valley	0	5000	5905	0	10905	0	20090	0	20090	59
60 Sanger	0	90	0	200	290	0	0	0	0	60
61 Stony	0	0	0	0	0	0	0	0	0	61
62 The Colony First	0	0	0	8461	8461	0	0	12000	12000	62
63 Fellowship	63602	291	0	74338	138231	0	0	0	0	63
64 Wylie	85948	23021	1221	2077	112267	0	0	0	0	64
65 Princeton	0	0	0	0	0	0	0	0	0	65
66 NORTH CENTRAL DISTRICT	0	0	0	0	0	0	0	0	0	66
TOTAL 2013	6866031	422895	1039511	1562595	9891032	7051	388727	144500	540278	
TOTAL 2012	8413044	244872	1300191	1291013	11249120	18179	216613	345056	579848	
Inc/Dec 2013 over 2012	-1547013	178023	-260680	271582	-1358088	-11128	172114	-200556	-39570	

Northwest District Table 1

CHURCH MEMBERSHIP																					
		RECEIVED						REMOVED						FULL MEMBERS AT CLOSE OF YEAR							
		Total Professing Members At Close Of Last Year	This Year On Profession Of Christian Faith	Restored By Affirmation	Previous Year's Reporting Errors— Total Professing Membership By Addition	From Other United Methodist Churches	From Other Denominations	Charge Conference Action	Withdrawn	Previous Year's Reporting Errors— Total Professing Membership By Subtraction	Transfer To Other United Methodist Churches	Transfer To Other Denominations	Death	Asian	AA/Black	Hispanic/Latino	Native American	Pacific Islander	White	Multi-Racial	Total Professing Members At Close Of This Year
CHURCH NAME	PASTOR'S NAME	1	2A	2B	2C	3	4	5A	5B	5C	6	7	8	9A	9B	9C	9D	9E	9F	9G	9
Alvord	Carolyn Allbritton	116		4	0	0	2	7	0	0	0	2	1	1	0	1	0	0	124	0	125
Antelope	Lonny Hawkins	11		0	0	0	3	1	0	0	0	0	0	1	0	0	0	0	14	0	14
Archer City	Rebecca Grogan	185		2	0	0	3	4	4	0	3	0	3	0	0	1	0	0	183	0	184
Bellevue	Greg Parr	22		0	0	0	0	0	0	0	0	0	0	1	0	0	2	0	19	0	21
Vashti	Greg Parr	9		7	0	0	0	0	0	0	0	0	0	0	0	0	0	0	16	0	16
Bells	Steven D. Martinez	237		2	2	13	5	5	6	0	1	2	2	2	0	2	1	0	250	0	253
Bowie	Mona Millard	198		0	0	0	2	0	0	0	0	0	4	0	0	0	0	0	196	0	196
Boyd	Sara Hardaway	167		0	0	0	0	1	3	3	2	0	1	0	0	0	0	0	158	1	159
Bridgeport	David Rucker	498	11	1	0	2	0	0	0	0	2	4	8	1	0	6	1	2	483	5	498
Bryson	Bob Bowling	41		0	0	0	2	5	0	0	0	0	0	1	0	0	0	0	47	0	47
Perrin	Bob Bowling	12		0	0	0	1	0	0	0	0	0	1	0	0	0	0	0	12	0	12
Burkburnett	Elizabeth Talbert	356		4	0	0	2	7	0	0	0	0	4	0	0	7	4	0	354	0	365
Byers	Terri Hale Whitgrove	49		0	0	0	0	0	0	0	0	0	1	0	0	1	0	0	47	0	48
Callisburg	Karen Harris-Martinez	145		5	0	0	9	0	0	0	2	0	0	0	1	0	0	0	156	0	157
Morris Memorial	Rick Davis	116		2	0	0	0	3	0	0	13	0	0	3	0	0	0	0	105	0	105
Collinsville	Gene Gordon	68		4	0	0	3	2	0	0	0	0	0	0	0	5	0	0	72	0	77
Decatur First	Brian Bosworth	934		7	5	0	12	6	0	0	1	7	5	10	1	4	0	0	926	10	941
Oak Grove Decatur	Shelley McNew	57		3	0	0	0	0	0	0	0	0	2	0	0	0	0	0	58	0	58
Harless Memorial	Bill Brown	75		0	0	0	0	0	0	0	0	0	6	0	0	7	0	0	62	0	69
Price	Jimmy Greene	29		1	0	0	0	0	0	4	0	0	0	0	0	0	1	0	25	0	26
Denison Trinity	Jimmy Greene	166		0	0	0	2	0	0	0	4	0	2	0	0	0	0	0	162	0	162
Waples Memorial	Roy Spore	424		4	0	0	11	5	24	0	2	1	10	0	0	0	0	1	405	1	407
Electra	Robert W. Lee	191		0	0	0	0	0	33	0	1	4	1	6	0	0	0	0	143	3	146
Era	Larry Kruger	81		0	0	0	0	0	0	0	0	0	2	0	0	0	0	0	78	1	79
Rosston	Larry Kruger	51		0	0	0	0	1	0	0	0	0	1	2	1	0	0	0	48	0	49

Northwest District Table 1 (Continued)

CHURCH MEMBERSHIP																					
		RECEIVED							REMOVED					FULL MEMBERS AT CLOSE OF YEAR							
		Total Professing Members At Close Of Last Year	This Year On Profession Of Christian Faith	Restored By Affirmation	Previous Year's Reporting Errors— Total Professing Membership By Addition	From Other United Methodist Churches	From Other Denominations	Change Conference Action	Withdrawn	Previous Year's Reporting Errors— Total Professing Membership By Subtraction	Transfer To Other United Methodist Churches	Transfer To Other Denominations	Death	Asian	AA/Black	Hispanic/Latino	Native American	Pacific Islander	White	Multi-Racial	Total Professing Members At Close Of This Year
CHURCH NAME	PASTOR'S NAME	1	2A	2B	2C	3	4	5A	5B	5C	6	7	8	9A	9B	9C	9D	9E	9F	9G	9
Forestburg	Charles Jestis	70	0	0	4	0	2	0	0	0	1	3	2	0	0	0	0	0	70	0	70
Friberg-Cooper	Dan Conatser	83	3	0	0	0	0	0	0	0	4	0	1	0	0	0	0	0	81	0	81
Gainesville First	Don H. Yeager	613	14	2	0	9	4	2	0	0	9	0	10	2	2	9	1	1	606	0	621
Mission	Roslyn Eugster	47	2	0	0	1	1	0	0	0	0	0	0	0	0	0	0	0	51	0	51
Sivell's Bend	Roslyn Eugster	17	0	0	0	0	0	0	0	0	0	0	0	0	0	0	0	0	17	0	17
Whaley	Jerry L. Jones	290	5	0	0	5	6	15	0	0	4	0	11	0	2	8	0	0	262	4	276
Henrietta	Rusty Hedges	396	1	0	0	2	0	0	0	0	1	2	8	0	0	1	0	0	387	0	388
Holliday	Paul Meyenberg	159	1	0	2	11	0	0	16	2	0	0	1	0	0	0	0	0	154	0	154
Howe	David Howeth	405	2	0	0	3	0	0	0	0	0	41	2	0	0	0	0	0	367	0	367
Iowa Park	Jon M. Eckstein	301	6	0	0	1	11	6	9	0	2	1	5	0	0	2	0	0	294	0	296
Jacksboro	Charles Nelson Pierce	247	3	0	0	0	0	13	0	0	2	4	5	0	0	0	0	0	223	3	226
Nocona	Scott Melton	244	2	0	0	2	0	0	0	0	3	0	1	0	0	1	0	0	243	0	244
Paradise	Patti Mahaffey	82	0	0	0	6	1	0	0	0	0	0	1	0	0	0	0	0	88	0	88
Petrolia	Alvin Easterling	38	1	0	0	2	2	4	0	0	0	0	2	0	0	2	0	0	35	0	37
Lakeway	Allen Wesley Snider	346	1	1	0	4	2	0	0	0	5	0	8	0	0	0	0	0	341	0	341
Rhome	Fredric Utz	31	1	0	1	4	0	0	0	2	4	0	0	0	0	0	1	0	30	0	31
Sadler	Doyle Henderson	50	0	0	0	0	0	0	0	0	0	0	0	0	0	0	0	0	50	0	50
Saint Jo	Larry Coleman	38	0	0	0	0	0	0	0	0	0	2	0	0	0	0	0	0	36	0	36
Montague	Larry Coleman	25	0	0	0	0	0	0	0	0	0	0	0	0	0	0	0	0	25	0	25
Sherman First	Chris Dowd	1770	4	0	0	5	14	0	1	0	5	2	12	0	1	10	0	0	1761	1	1773

Northwest District Table 1 (Continued)

CHURCH MEMBERSHIP																					
		RECEIVED							REMOVED							FULL MEMBERS AT CLOSE OF YEAR					
		Total Professing Members At Close Of Last Year	This Year On Profession Of Christian Faith	Restored By Affirmation	Previous Year's Reporting Errors— Total Professing Membership By Addition	From Other United Methodist Churches	From Other Denominations	Charge Conference Action	Withdrawn	Previous Year's Reporting Errors— Total Professing Membership By Subtraction	Transfer To Other United Methodist Churches	Transfer To Other Denominations	Death	Asian	AA/Black	Hispanic/Latino	Native American	Pacific Islander	White	Multi-Racial	Total Professing Members At Close Of This Year
CHURCH NAME	PASTOR'S NAME	1	2A	2B	2C	3	4	5A	5B	5C	6	7	8	9A	9B	9C	9D	9E	9F	9G	9
Friendship	Kathy Brown	92	7	2	0	0	0	0	0	13	1	1	1	0	0	0	0	0	85	0	85
Sherman Grace	John Fleming	338	2	0	0	4	3	0	0	0	1	0	3	0	4	1	0	0	338	0	343
Key Memorial	James J. Welch	162	0	0	67	0	0	0	31	0	25	21	18	0	0	7	3	0	124	0	134
St. James	Commie Linson	51	0	0	0	0	0	0	0	0	0	0	0	0	43	0	0	0	2	6	51
Haven Chapel	Commie Linson	67	0	0	0	0	0	0	0	0	0	0	0	0	59	0	0	0	2	6	67
Sunset	Glenn Waldon	16	2	0	0	0	1	0	0	0	0	0	1	0	0	0	0	0	15	3	18
Garvin	Glenn Waldon	13	0	0	0	0	0	0	0	0	0	0	0	0	0	0	0	0	10	3	13
Tioga	Carroll A. Caddell	83	0	0	0	1	7	0	3	0	0	0	0	0	0	1	0	0	87	0	88
Tom Bean	Donald Haywood	166	10	1	0	0	0	0	0	0	0	0	2	0	1	0	0	0	174	0	175
Valley View	Cheryl Murphy	122	2	0	0	5	6	12	0	0	1	3	2	0	0	0	0	0	117	0	117
Van Alstyne	Scott Holcomb-McLain	375	0	0	0	0	0	16	0	0	2	0	4	0	2	0	0	0	351	0	353
Whitesboro	Kenneth Hildebrand	561	12	0	0	3	5	0	0	0	0	0	12	0	0	2	0	0	567	0	569
Whitewright	Frank Rahm	298	3	0	0	5	4	0	0	24	0	3	4	0	0	1	0	0	278	0	279
Marvin	Frank Rahm	28	1	0	0	0	0	0	0	4	0	0	1	0	0	0	0	0	24	0	24
Beverly Drive	Linda Marcum	146	0	0	0	0	1	0	0	0	0	0	3	0	2	1	2	0	139	0	144
Falls Chapel Fellowship	Louis A. Pearce Sr.	104	0	0	0	1	2	10	0	0	0	0	0	0	11	4	4	0	78	0	97
Wichita Falls First	Paul Q. Goodrich	1329	9	1	0	13	8	5	2	0	8	1	15	3	3	5	0	0	1318	0	1329
Floral Heights	David J. Turner	687	4	0	0	2	8	0	28	0	5	12	22	5	3	10	0	0	616	0	634
Mt. Calvary	Louis A. Pearce Sr.	46	0	0	0	2	0	15	3	0	0	0	0	0	26	0	0	0	4	0	30
WF St. Marks	Merwin Turner	123	0	0	0	0	2	0	0	0	0	0	1	3	2	1	0	0	116	2	124
WF Trinity	Justin Miller	293	3	0	0	3	8	0	0	0	0	4	4	0	1	15	0	0	283	0	299
University	Tommy R. Medley	317	9	0	0	3	3	0	2	0	0	1	7	0	4	3	0	4	301	10	322
WF Wesley	Cheryl Murray	143	2	1	0	3	7	0	1	0	0	0	7	0	0	2	1	0	137	8	148
Dundee	Merged	11	0	0	0	0	0	0	0	11	0	0	0	0	0	0	0	0	0	0	0
NORTHWEST DISTRICT	Marvin Guier	0	0	0	0	0	0	0	0	0	0	0	0	0	0	0	0	0	0	0	0
NORTH TEXAS CONFERENCE		0	0	0	0	0	0	0	0	0	0	0	0	0	0	0	0	0	0	0	0
TOTAL 2013		15061	168	16	87	159	155	168	99	64	123	116	247	16	167	120	21	8	14430	67	14829
TOTAL 2012		15155	237	16	122	200	147	134	60	112	151	98	261	16	190	121	22	11	14651	50	15061
Incr/Dec 2013 over 2012		-94	-69	0	-35	-41	8	34	39	-48	-28	18	-14	0	-23	-1	-1	-3	-221	17	-232

Northwest District Table 2

	CHURCH MEMBERSHIP						CHURCH SCHOOL AND SMALL GROUP MINISTRIES										UMM		UMW		
						Total Enrolled In Confirmation Classes This Year	Children In All Christian Formation Groups And Small Group Ministries	Youth In All Christian Formation Groups And Small Group Ministries	Young Adults In All Christian Formation Groups And Small Group Ministries	Adults In All Christian Formation Groups and Small Group Ministries	Total Christian Formation Participants	Avg Weekly Attendance (all ages) In Sunday School	Participants In Vacation Bible School	Number Of Classes and Other Small Groups (All Ages) For Learning In Sunday School	Number Of Classes and Other Small Groups (All Ages) For Learning Other Than Sunday School	Number Of Short-Term Classes And Small Groups (All Ages)	Membership In United Methodist Men	Amount Paid for Projects	Membership In United Methodist Women	Amount Paid For Local Church And Community Work	
	CHURCH NAME	10	11a	11b	12	13	14	15	16	17	18	19	20	21	22	23	24	25a	25b	26a	26b
1	Alvord	73	0	0	17	56	2	26	2	2	40	70	25	30	6	1	1	17	1100	18	1895
2	Antelope	13	0	0	0	0	0	0	0	0	7	7	7	0	0	0	0	0	0	0	0
3	Archer City	64	1	0	11	35	2	11	8	0	34	53	30	60	6	4	1	0	0	0	0
4	Bellevue	17	0	0	0	8	0	0	0	0	11	11	8	12	0	2	1	0	0	0	0
5	Vashti	20	3	0	3	8	0	0	5	0	0	5	5	0	1	1	1	0	0	0	0
6	Bells	112	4	1	27	50	2	20	20	12	85	137	70	65	8	1	2	15	1063	15	4923
7	Bowie	89	0	0	25	45	0	33	5	0	30	68	27	25	3	2	2	0	0	21	200
8	Boyd	55	0	0	12	46	0	2	15	0	15	32	15	30	3	4	1	0	0	0	0
9	Bridgeport	120	5	0	38	85	10	20	30	5	115	170	62	65	9	10	0	0	0	25	500
10	Bryson	24	0	0	0	0	0	0	0	0	5	5	5	0	1	0	1	0	0	0	0
11	Perrin	14	0	0	0	0	0	0	0	0	0	0	0	0	0	0	0	0	0	0	0
12	Burkburnett	141	5	0	53	62	6	136	45	15	117	313	53	110	9	6	3	20	2513	25	351
13	Byers	21	1	0	5	8	0	4	5	0	7	16	0	0	0	1	1	0	0	0	0
14	Callisburg	75	2	1	0	10	5	65	20	15	15	115	25	30	4	2	2	0	0	0	0
15	Morris Memorial	42	0	2	0	11	0	2	0	0	38	40	34	0	0	2	0	2	0	10	562
16	Collinsville	49	0	3	5	12	0	14	2	0	20	36	18	8	25	3	2	0	0	12	300
17	Decatur First	244	9	3	8	45	4	60	50	3	140	253	108	60	16	13	2	14	0	16	1000
18	Oak Grove Decatur	32	1	0	8	0	0	1	1	0	18	20	18	0	2	0	1	5	150	0	0
19	Harless Memorial	32	0	0	14	17	0	5	2	1	39	47	16	0	2	2	0	0	0	8	750
20	Price	15	0	0	0	2	0	0	0	0	5	5	5	0	1	0	0	0	0	0	0
21	Denison Trinity	46	0	0	0	13	0	6	0	0	23	29	23	0	5	2	1	0	0	0	0
22	Waples Memorial	221	1	1	2	38	0	67	42	28	196	333	92	60	10	6	3	0	0	50	2250
23	Electra	58	1	0	11	25	2	15	9	4	51	79	32	85	5	3	1	0	0	0	0
24	Era	20	0	0	4	5	0	2	0	0	15	17	15	0	2	0	1	0	0	0	0
25	Rosston	24	3	0	8	8	0	5	0	0	15	20	8	0	1	0	1	0	0	0	0

Northwest District Table 2 (Continued)

		CHURCH MEMBERSHIP						CHURCH SCHOOL AND SMALL GROUP MINISTRIES										UMM		UMW	

Northwest District Table 2 (Continued)

	CHURCH MEMBERSHIP						CHURCH SCHOOL AND SMALL GROUP MINISTRIES										UMM		UMW	
	CHURCH NAME	Avg. Attendance At All Weekly Worship Services	Number Of Persons Baptized This Year (0-12 yrs)	Number Of Persons Baptized This Year (13 yrs-older)	Baptized Members Who Are Not Professing Members	Number Of Other Constituents	Total Enrolled In Confirmation Classes This Year	Children In All Christian Formation Groups And Small Group Ministries	Youth In All Christian Formation Groups And Small Group Ministries	Young Adults In All Christian Formation Groups And Small Group Ministries	Adults In All Christian Formation Groups and Small Group Ministries	Total Christian Formation Participants	Avg Weekly Attendance (all ages) In Sunday School	Participants In Vacation Bible School	Number Of Classes and Other Small Groups (All Ages) For Learning In Sunday School	Number Of Classes and Other Small Groups (All Ages) For Learning Other Than Sunday School	Number Of Short-Term Classes And Small Groups (All Ages)	Membership In United Methodists Men	Amount Paid for Projects	Membership In United Methodist Women
	10	11a	11b	12	13	14	15	16	17	18	19	20	21	22	23	24	25a	25b	26a	26b
46	Friendship	48	0	0	2	25	0	6	0	0	16	22	23	15	2	1	0	0	11	325
47	Sherman Grace	215	0	0	37	24	0	14	30	10	93	147	96	80	9	2	15	350	17	904
48	Key Memorial	30	0	0	0	0	0	0	0	0	6	6	14	0	2	0	0	0	0	0
49	St. James	6	0	0	0	0	0	0	0	0	0	0	0	0	0	0	0	0	0	0
50	Haven Chapel	50	2	0	25	0	0	10	5	2	10	27	0	15	0	0	4	0	0	0
51	Sunset	20	4	1	0	0	0	0	2	0	6	8	5	0	1	0	0	0	0	0
52	Garvin	6	0	0	0	1	0	3	0	0	0	3	3	0	0	0	0	0	0	0
53	Tioga	48	0	0	0	15	0	18	12	0	18	48	6	41	1	4	4	0	0	0
54	Tom Bean	75	0	0	0	0	0	0	26	0	26	52	25	0	3	2	0	0	0	0
55	Valley View	83	0	3	23	25	0	16	9	4	35	64	23	90	4	1	0	0	0	0
56	Van Alstyne	156	0	0	0	209	0	70	60	18	104	252	76	225	19	2	8	0	34	3000
57	Whitesboro	220	6	3	0	153	7	64	54	3	197	318	120	63	12	3	9	15	25	9509
58	Whitewright	75	0	3	20	20	7	20	0	0	47	67	39	38	8	3	2	8	13	1300
59	Marvin	15	0	0	4	8	1	0	2	0	7	9	0	0	0	0	0	0	0	0
60	Beverly Drive	65	0	0	0	16	0	19	14	5	41	79	30	0	7	6	4	5	21	0
61	Falls Chapel Fellowship	72	2	0	0	14	2	12	6	0	18	36	30	0	5	3	7	0	0	0
63	Wichita Falls First	341	5	0	289	117	20	129	60	30	288	507	179	123	19	19	7	0	0	0
64	Floral Heights	322	0	0	66	107	6	36	38	12	190	276	161	70	14	13	4	0	0	0
62	Mt. Calvary	14	0	0	0	0	0	1	0	0	10	11	5	0	1	2	2	0	7	0
65	WF St. Marks	61	1	3	13	29	0	4	0	25	18	47	25	0	2	6	1	11	921	1100
66	WF Trinity	82	0	1	66	25	3	15	14	10	70	109	49	30	5	5	4	0	0	0
67	University	151	3	0	16	26	4	20	10	31	137	198	93	87	8	3	1	12	800	1077
68	WF Wesley	80	0	2	14	10	0	19	9	0	70	98	50	75	5	4	3	15	1600	2500
69	Dundee	6	0	0	0	0	0	0	0	0	0	0	0	0	0	0	0	0	0	0
70	NORTHWEST DISTRICT	0	0	0	0	0	0	0	0	0	0	0	0	0	0	0	0	0	0	0
71	NORTH TEXAS CONFERENCE	0	0	0	0	0	0	0	0	0	0	0	0	0	0	0	0	0	0	0
	TOTAL 2013	5607	84	41	1294	1918	98	1599	942	351	3441	6333	2672	2385	356	189	143	182	17367	691
	TOTAL 2012	5928	174	929	1962	133	1445	923	417	3455	6240	2912	2525	358	170	185	166	14096	792	
	Inc/Dec 2013 over 2012	-321	-49	365	-44	-35	154	19	-66	-14	93	-240	-140	-2	19	-42	16	3271	-101	

Northwest District Table 3

	CHURCH NAME	MISSION AND COMMUNITY MINISTRIES					PROPERTY AND OTHER ASSETS				CONNECTIONAL PROGRAMS						
		27a	27b	28	29	30	31	32	33	34	35a	35b	37	38	39	40	41
1	Alvord	0	2	18	47	97	1022674	70581	131753	0	7916	7916	6405	0	500	0	0
2	Antelope	0	0	0	0	0	80000	48256	0	0	1170	1170	0	0	0	0	0
3	Archer City	0	0	27	0	0	1295000	15115	33404	0	15153	15153	905	0	0	0	0
4	Bellevue	0	0	0	0	14	212180	39463	0	0	1882	1882	0	0	0	0	0
5	Vashti	0	0	0	0	55	80000	4384	0	0	1359	1359	0	0	0	0	0
6	Bells	0	0	15	45	4812	1153489	25222	80507	0	19677	19677	789	0	0	0	0
7	Bowie	0	0	0	0	880	4110000	871129	0	1998	18868	18868	65	0	0	0	0
8	Boyd	0	0	0	25	3120	1470000	86412	221893	0	17093	17093	0	0	0	0	0
9	Bridgeport	0	0	193	208	3977	2894712	47717	122526	0	45789	45789	500	0	0	0	0
10	Bryson	0	0	0	0	16	321700	111567	0	0	2726	2726	210	0	0	0	0
11	Perrin	0	0	0	0	10	400000	601064	0	0	1509	1509	108	0	0	0	0
12	Burkburnett	0	0	150	18	266	3848660	165704	0	0	29523	29523	25	0	100	0	0
13	Byers	0	0	0	0	15	401968	2293	0	0	3275	3275	363	0	0	0	0
14	Callisburg	0	0	4	85	20	588048	230493	0	0	8407	8407	1583	0	0	0	0
15	Morris Memorial	0	0	17	0	720	520080	70500	0	0	11490	11490	0	0	0	0	0
16	Collinsville	0	0	0	0	235	150000	85000	0	0	3832	3832	619	0	0	0	0
17	Decatur First	0	0	1000	20	2000	5385000	1317273	0	6418	74346	74346	16185	0	2000	0	250
18	Oak Grove Decatur	0	0	2	0	200	500000	66000	0	0	6206	6206	526	0	0	0	0
19	Harless Memorial	0	0	0	0	0	351000	9608	0	0	4155	4155	500	0	0	0	0
20	Price	0	0	0	0	15	482249	36000	0	0	4795	4795	0	0	0	0	0
21	Denison Trinity	0	0	0	117	565	1797480	11037	43569	0	14754	14754	184	0	0	0	0
22	Waples Memorial	4	30	136	118	150	9829438	365952	0	76820	43658	43658	0	0	0	0	0
23	Electra	0	0	0	23	150	1468883	70069	0	0	16562	16562	700	0	0	0	0
24	Era	0	0	0	0	10	400000	99117	0	0	4917	4917	225	0	500	0	0
25	Rosston	0	0	0	2	1	353000	158988	0	0	3083	3083	1460	0	1000	0	0

Northwest District Table 3 (Continued)

	MISSION AND COMMUNITY MINISTRIES					PROPERTY AND OTHER ASSETS				CONNECTIONAL PROGRAMS						
	Number Of Persons Sent On UMWYM Teams From Local Church	Number Of Persons Sent On UMWYM Teams From Local Church	Number of persons engaged in mission	Number Of Persons Served By Community Ministries For Outreach And/Or Education	Number Of Persons Served By Community Ministries For Outreach, Justice, And Mercy	Market Value Of Church-Owned Land, Buildings And Equipment	Market Value Of Other Church-Owned Assets	Debt Secured By Church Physical Assets	Other Debt	Total APORPORTIONED To Local Church For All Causes Paid To AC Treasurer	Total PAID By Local Church For All Apportioned Causes To AC Treasurer	General Advance Specials Gifts	World Service Special Gifts	Annual Conference Advance Specials	Youth Service Fund	Other Funds For Connectional Mission And Ministry
CHURCH NAME	27a	27b	28	29	30	31	32	33	34	35a	35b	37	38	39	40	41
26 Forestburg	0	0	85	0	250	641000	34815	0	0	8468	8468	555	0	0	0	0 26
27 Friberg-Cooper	0	0	0	0	1500	507500	33776	0	0	5613	5613	280	0	0	0	0 27
28 Gainesville First	0	0	50	160	900	10681084	186094	996253	0	55543	55543	2040	0	1000	0	0 28
29 Mission	0	9	0	0	0	218545	21000	0	0	2656	2656	0	0	0	0	0 29
30 Sivell's Bend	0	0	0	5	0	55000	10432	0	0	1005	1005	0	0	0	0	0 30
31 Whaley	0	0	40	0	1219	5602500	716948	863168	0	30794	30794	816	0	0	0	0 31
32 Henrietta	0	0	46	22	540	1144280	240635	0	0	26783	26783	1834	0	120	0	119 32
33 Holliday	0	0	15	0	150	168000	50000	0	0	9969	9969	295	0	0	0	0 33
34 Howe	0	0	0	80	612	3420203	153235	0	0	27490	27490	650	0	0	0	0 34
35 Iowa Park	0	0	75	36	3677	3862970	215283	0	0	26766	26766	158	0	0	0	0 35
36 Jacksboro	0	0	27	0	357	1171440	573962	0	0	27007	27007	1695	0	2000	0	1000 36
37 Nocona	0	0	72	0	655	3065668	251674	0	0	20597	20597	400	0	0	0	100 37
38 Paradise	0	0	30	0	300	263111	985736	0	0	9608	9608	0	0	0	0	0 38
39 Petrolia	0	0	0	0	150	347000	77751	0	0	2146	2146	787	0	0	0	0 39
40 Lakeway	0	0	180	0	2951	2015162	94925	35810	0	28255	28255	0	0	0	0	0 40
41 Rhome	0	0	0	0	119	289000	13110	0	0	2712	2712	1085	0	0	0	0 41
42 Sadler	0	0	0	0	10	283000	45639	0	0	5008	5008	135	0	0	0	0 42
43 Saint Jo	0	0	0	26	65	1025711	37322	0	0	3840	3840	134	0	0	0	0 43
44 Montague	0	0	0	0	150	160000	3016	0	0	1849	1849	0	0	0	0	208 44
45 Sherman First	0	0	200	62	1150	10309740	74799	182675	0	102152	102152	0	0	0	0	0 45

Northwest District Table 3 (Continued)

		MISSION AND COMMUNITY MINISTRIES					PROPERTY AND OTHER ASSETS				CONNECTIONAL PROGRAMS						
		CHURCH NAME	27a	27b	28	29	30	31	32	33	34	35a	35b	37	38	39	40
46	Friendship	0	0	5	0	90	474000	33489	26238	0	8745	8745	361	0	137	0	0
47	Sherman Grace	2	21	141	80	3276	1729522	136604	10170	0	39965	39965	6309	0	500	0	1460
48	Key Memorial	0	0	42	0	6706	350000	87790	161601	0	17228	17228	0	0	0	0	0
49	St. James	0	0	0	0	100	331000	5	0	0	2938	1955	0	0	0	0	0
50	Haven Chapel	0	0	10	0	516	212000	1148	0	0	4108	4108	0	0	0	0	0
51	Sunset	0	0	0	0	25	154000	33000	0	0	1045	1045	0	0	0	0	0
52	Garvin	0	0	0	0	0	150000	11013	0	0	876	876	0	0	0	0	0
53	Tioga	0	0	0	0	85	490000	12043	0	0	5030	5030	301	0	503	0	0
54	Tom Bean	0	0	0	0	125	866957	38469	0	0	10138	10138	913	0	300	0	0
55	Valley View	0	0	22	40	150	961573	31569	89569	0	9456	9456	735	0	0	0	0
56	Van Alstyne	0	0	79	85	450	4992184	291275	0	0	38064	38064	151	0	500	0	156
57	Whitesboro	0	0	57	65	983	3440000	124464	112811	0	41592	41592	1320	0	2816	0	1753
58	Whitewright	0	0	80	0	1188	2045742	162212	0	0	23186	23186	0	0	0	0	0
59	Marvin	0	0	6	0	24	55000	8742	0	0	1656	1656	0	0	0	0	0
60	Beverly Drive	0	0	31	25	250	943764	36000	0	0	10368	10368	340	0	0	0	66
61	Falls Chapel Fellowship	0	0	8	54	621	75000	2000	0	0	0	0	0	0	0	0	0
62	Wichita Falls First	0	0	408	110	560	20741455	7428920	0	0	129611	129611	4684	0	0	0	0
63	Floral Heights	0	0	55	45	5200	12000000	1880000	0	0	77802	77802	2264	0	0	0	0
64	Mt. Calvary	0	0	0	0	15	161665	948	0	0	4468	1300	0	0	0	0	0
65	WF St. Marks	0	0	0	0	515	1146878	67642	0	0	11476	11476	1445	0	0	0	392
66	WF Trinity	0	0	20	250	275	1605405	85906	642000	0	23244	23244	0	0	0	0	0
67	University	0	0	9	2	49	4122833	82273	380109	6109	40510	40510	0	0	5	0	0
68	WF Wesley	0	0	25	100	5700	1110097	79816	0	0	14375	14375	0	0	0	0	0
69	Dundee	0	0	0	0	0	0	0	0	0	921	921	0	0	0	0	0
70	NORTHWEST DISTRICT	0	0	0	0	0	0	0	0	0	0	4151	0	0	7005	0	200
71	NORTH TEXAS CONFERENCE	0	0	0	0	0	0	0	0	0	0	0	6855	0	0	1181	20
	TOTAL 2013	6	62	3380	1955	58986	142505550	19064424	4134056	91345	1277208	1277208	67894	0	18986	1181	5724
	TOTAL 2012	1	12	0	1958	46905	144166728	17977663	6532988	39980	1321943	1321943	28821	0	27272	0	20969
	Inc/Dec 2013 over 2012	5	50	3380	-3	12081	-1661178	1086761	-2398932	51365	-44735	-44735	39073	0	-8286	1181	-15245

Northwest District Table 4

		CONNECTIONAL PROGRAMS									MINISTERIAL SUPPORT							
		Annual Conference Special Sunday Offerings	Benevolence Directly To UMC Causes (Not To AC Treasurer)	Benevolence Paid Directly To Non-UMC Benevolent And Charitable Causes	Human Relations Day	One Great Hour Of Sharing	Peace With Justice	Native American Ministries	World Communion	UM Student Day	Direct-Billed Clergy Non-Health Benefits (Pension)	Direct-Billed Clergy Health Benefits	Base Compensation To Pastor	Base Compensation To Associate(s)	Housing And Utilities And/Ot Related Allowances—Pastor And Associate(s)	Accountable Reimbursements—Pastor And Associate(s)	Other Cash Allowances (Non-Accountable)—Pastor And Associate(s)	Salary And Benefits For Deacons
CHURCH NAME		42	43	44	45a	45b	45c	45d	45e	45f	46	47	48	49	50	51	52	53
1 Alvord	401	3000	8966	0	685	0	0	0	0	0	7538	7302	38235	0	7823	3466	0	0
2 Antelope	0	0	88	0	0	0	0	0	0	0	0	0	2600	0	0	0	0	0
3 Archer City	0	0	250	0	0	0	0	0	0	0	8360	8393	38416	0	7746	4723	0	0
4 Bellevue	0	0	0	0	0	0	0	0	0	0	0	0	6000	0	0	0	0	0
5 Vashti	0	0	0	0	0	0	0	0	0	0	0	0	7200	0	0	0	0	0
6 Bells	0	0	5500	0	0	0	0	0	51	0	6655	6292	33062	0	6000	0	0	0
7 Bowie	0	0	5120	0	0	0	0	0	0	0	8022	7348	41210	0	6289	1466	0	0
8 Boyd	0	1069	1827	0	0	0	0	0	0	0	7522	7788	39235	0	4466	1000	0	0
9 Bridgeport	0	0	50708	0	0	0	0	0	0	0	8885	8393	52400	0	11355	7073	7546	0
10 Bryson	0	0	0	0	0	0	0	0	0	0	0	0	10672	0	1712	0	0	0
11 Perrin	0	0	0	0	0	0	0	0	0	0	0	0	6030	0	0	0	0	0
12 Burk Burnett	200	0	4454	0	195	0	0	0	0	0	8353	8393	31216	0	13654	2935	9368	0
13 Byers	0	0	935	0	74	0	0	0	0	0	0	0	11561	0	0	0	0	0
14 Callisburg	0	2000	500	0	0	0	0	0	0	0	2055	0	9753	0	8000	2040	0	0
15 Morris Memorial	0	0	1949	0	0	0	0	0	0	0	7472	7557	33185	0	4694	5397	7404	0
16 Collinsville	0	0	0	0	0	0	0	0	0	0	0	0	12000	0	0	1500	0	0
17 Decatur First	500	18311	72983	0	721	0	0	0	0	0	13177	12971	51180	19118	15795	5914	12792	0
18 Oak Grove Decatur	0	0	2592	0	0	0	0	0	0	0	0	0	13850	0	9046	4200	0	0
19 Harless Memorial	0	450	0	0	0	0	0	0	0	0	0	0	7212	0	8666	3000	0	0
20 Price	0	0	0	0	0	0	0	0	0	0	1076	1144	16734	0	0	980	0	0
21 Denison Trinity	0	0	0	0	98	0	0	0	0	0	6293	6104	24437	0	6000	2700	0	0
22 Waples Memorial	0	9749	17941	0	0	0	0	0	0	0	10617	9537	72404	14521	5990	4220	7546	0
23 Electra	0	0	120	0	0	0	0	0	0	0	0	0	32100	0	3600	3600	0	0
24 Era	0	0	1451	0	0	0	0	0	0	0	0	0	0	0	7200	0	7200	0
25 Rosston	0	4050	850	0	0	0	0	0	0	0	0	0	0	0	4475	0	5525	0

Northwest District Table 4 (Continued)

	CONNECTIONAL PROGRAMS										MINISTERIAL SUPPORT						
	Annual Conference Special Sunday Offerings	Benevolences Directly To UMC Causes (Not To A/C Treasurer)	Benevolences Paid Directly To Non-UMC Benevolent And Charitable Causes	Human Relations Day	One Great Hour Of Sharing	Peace With Justice	Native American Ministries	World Communion	UM Student Day	Direct-Billed Clergy Non-Health Benefits (Pension)	Direct-Billed Clergy Health Benefits	Base Compensation To Pastor	Base Compensation To Associate(s)	Housing And Utilities And/Or Related Allowances—Pastor And Associate(s)	Accountable Reimbursements—Pastor And Associate(s)	Other Cash Allowances (Non-Accountable) —Pastor And Associate(s)	Salary And Benefits For Deacons
CHURCH NAME	42	43	44	45a	45b	45c	45d	45e	45f	46	47	48	49	50	51	52	53
26 Forestburg	303	0	2061	0	0	0	0	0	0	8248	8393	35432	0	2500	6000	0	0 26
27 Friberg-Cooper	0	750	1770	0	0	0	0	0	0	0	0	500	0	14950	500	0	0 27
28 Gainesville First	600	0	51500	0	0	0	0	0	0	9892	8393	62546	0	36500	3619	7546	0 28
29 Mission	0	0	0	0	0	0	0	0	0	2018	0	4800	0	0	0	0	0 29
30 Sivell's Bend	0	0	3330	0	0	0	0	0	0	0	0	4800	0	0	0	0	0 30
31 Whaley	0	118	10768	56	133	61	118	20	65	9032	8393	53510	0	12219	6423	0	0 31
32 Henrietta	0	0	4150	0	272	0	0	90	0	8837	8393	47224	0	7871	4910	9216	0 32
33 Holliday	25	0	247	25	72	20	25	0	0	2249	2750	14059	0	12240	2747	0	0 33
34 Howe	0	2575	35688	0	0	0	0	0	0	9195	8393	51472	0	9119	6000	0	0 34
35 Iowa Park	0	0	21451	0	0	0	0	0	0	8948	8393	46084	0	4524	4734	4802	0 35
36 Jacksboro	205	0	2831	0	0	0	0	0	0	8776	8393	40382	0	8990	4039	7546	0 36
37 Nocona	0	0	23999	0	0	0	0	0	0	8472	8393	41601	0	7118	8400	6000	0 37
38 Paradise	0	0	3692	0	0	0	0	0	0	0	0	17500	0	0	0	7500	0 38
39 Petrolia	0	0	0	0	0	0	0	0	0	0	0	960	0	10800	1200	0	0 39
40 Lakeway	0	10328	14184	0	0	0	0	0	0	8600	8393	44801	0	7925	5118	7725	0 40
41 Rhome	0	0	7660	0	0	0	0	0	0	0	0	5000	0	6000	0	3000	0 41
42 Sadler	0	0	0	0	0	0	0	0	0	0	0	21123	0	0	0	0	0 42
43 Saint Jo	55	0	2161	0	0	0	0	0	0	0	0	10381	0	5372	837	0	0 43
44 Montague	0	0	0	0	0	0	0	0	0	0	0	5133	0	3285	0	0	0 44
45 Sherman First	0	0	0	0	0	0	0	0	0	14723	12971	72004	52118	51317	5709	12530	0 45

Northwest District Table 4 (Continued)

	CONNECTIONAL PROGRAMS										MINISTERIAL SUPPORT						
	Annual Conference Special Sunday Offerings	Benevolences Directly To UM Causes (Not To AC Treasurer)	Benevolences Paid Directly To Non-UM Benevolent And Charitable Causes	Human Relations Day	One Great Hour Of Sharing	Peace With Justice	Native American Ministries	World Communion	UM Student Day	Direct-Billed Clergy Non-Health Benefits (Person)	Direct-Billed Clergy Health Benefits	Base Compensation To Pastor	Base Compensation To Associate(s)	Housing And Utilities And/Or Related Allowances—Pastor And Associate(s)	Accountable Reimbursements—Pastor And Associate(s)	Other Cash Allowances (Non-Accountable)—Pastor And Associate(s)	Salary And Benefits For Deacons
CHURCH NAME	42	43	44	45a	45b	45c	45d	45e	45f	46	47	48	49	50	51	52	53
46 Friendship	248	1568	1016	0	0	0	0	0	0	5463	3495	21753	0	7987	0	1895	0
47 Sherman Grace	440	7228	9281	0	785	0	0	0	0	9412	8393	57923	0	9727	15062	0	0
48 Key Memorial	0	0	23317	0	0	0	0	0	0	0	0	13000	0	12000	0	0	0
49 St. James	0	0	0	0	0	0	0	0	0	0	0	9658	0	0	250	0	0
50 Haven Chapel	0	0	0	0	0	0	0	0	0	0	0	12200	0	0	250	0	0
51 Sunset	0	2950	1556	0	0	0	0	0	0	0	0	150	0	3100	0	2550	0
52 Garvin	0	0	0	0	0	0	0	0	0	0	0	100	0	1972	0	1100	0
53 Tioga	0	0	0	0	0	0	0	0	0	0	0	7000	0	11000	210	6000	0
54 Tom Bean	0	0	2335	0	0	0	0	0	0	0	0	31600	0	6000	8000	0	0
55 Valley View	0	350	502	0	0	0	0	0	0	8391	8393	39235	0	4946	5000	0	0
56 Van Alstyne	0	0	72369	0	0	0	0	0	0	8563	8393	43818	0	10141	5280	7546	0
57 Whitesboro	1882	0	26011	313	612	384	252	332	338	8709	8393	47430	0	6098	14000	7546	0
58 Whitewright	0	0	1878	0	0	0	0	0	0	8892	6885	51660	700	4048	180	0	0
59 Marvin	0	0	0	0	0	0	0	0	0	142	1508	4704	0	0	0	0	0
60 Beverly Drive	0	0	0	0	0	0	0	0	0	0	0	32000	0	0	0	0	0
61 Falls Chapel Fellowship	0	0	0	0	0	0	0	0	0	0	0	19947	0	19200	2739	0	0
62 Wichita Falls First	0	0	11370	0	0	0	0	0	0	21768	16786	114616	62180	87000	2059	17972	73235
63 Floral Heights	25	11750	88038	0	0	0	0	0	0	18683	16786	84134	33916	33008	4811	7546	0
64 Mt. Calvary	0	0	0	0	0	0	0	0	0	0	0	13900	0	3700	0	0	0
65 WF St. Marks	0	0	3426	0	0	0	0	0	0	0	0	30000	0	0	0	213	0
66 WF Trinity	0	0	5240	0	0	0	0	0	0	8760	8393	41933	0	11355	3157	3755	0
67 University	0	50	17502	0	0	0	0	0	0	9183	8393	64870	2391	14000	0	0	0
68 WF Wesley	0	850	4658	0	0	0	0	0	0	7587	7139	38516	0	4600	0	2750	0
69 Dundee	0	0	0	0	44	20	10	0	0	246	300	2282	0	0	0	0	0
70 NORTHWEST DISTRICT	0	0	0	0	0	0	0	0	0	0	0	0	0	0	0	0	0
71 NORTH TEXAS CONFERENCE	0	0	0	0	0	0	0	0	0	0	0	0	0	0	0	0	0
TOTAL 2013	4884	77146	630225	394	3691	485	405	493	403	310814	285737	1952433	184944	583123	175448	182119	73235
TOTAL 2012	5003	55653	587068	187	2013	508	571	1425	863	306026	286529	1943931	156153	556458	192990	178366	64811
Inc/Dec 2013 over 2012	-119	21493	43157	207	1678	-23	-166	-932	-460	4788	-792	8502	28791	26665	-17542	3753	8424

Northwest District Table 5

	LOCAL CHURCH EXPENDITURES						RECEIVED FOR ANNUAL BUDGET/SPENDING PLAN									
	CHURCH NAME	55	56	57	58	59	60	61	62a	62b	62c	62d	62e	62f	62g	62
		Salary And Benefits For All Other Church Staff	Program Expenses	Other Operating Expenses	Principal And Interest On Indebtedness, Loans, Mortgages, Etc.	Capital Expenses For Building, Improvements, And Major Equipment Purchases	TOTAL AMOUNT PAID BY LOCAL CHURCH ON ALL EXPENDITURES	Number Of Households Giving To Local Church	Amount Received Through Pledges	Amount Received From Non-Pledging But Identified Givers	Amount Received From Unidentified Givers	Amount Received From Interest and Dividends	Amount Received From Sale of Church Assets	Amount Received Through Building Use Fees, Contributions, And Rentals	Amount Received Through Fundraisers And Other Sources	TOTAL INCOME FOR ANNUAL BUDGET/SPENDING PLAN
1	Alvord	10400	2766	40755	56050	11371	213579	59	0	148863	8565	0	0	200	0	157628
2	Antelope	0	753	1206	0	44000	49817	7	0	25541	0	0	0	0	0	25541
3	Archer City	27182	4999	25829	6675	1843	150474	60	0	130822	3740	0	0	0	5387	139949
4	Bellevue	0	0	8071	0	0	15953	11	0	29592	7397	0	0	0	0	36989
5	Vashti	0	0	3786	0	36290	48635	8	0	14436	3608	0	0	0	0	18044
6	Bells	14119	7710	49518	7200	2500	159073	110	0	149872	10822	0	0	376	0	161070
7	Bowie	43602	7880	40748	2124	9650	192392	92	98752	72192	5868	0	0	100	0	176912
8	Boyd	30793	1953	27260	34154	7794	181954	55	81065	53483	2230	0	0	1200	0	137978
9	Bridgeport	151523	18625	79109	46636	8770	497312	177	0	364297	5398	18	0	240	13662	383615
10	Bryson	0	672	8750	0	11278	36020	24	0	63452	0	265	0	0	0	63717
11	Perrin	495	4368	3264	0	2814	18588	12	0	17739	0	2650	0	0	0	20389
12	Burkburnett	29513	27605	78520	0	10126	254180	155	144919	90025	5446	226	0	370	0	240986
13	Byers	0	577	7628	0	0	24413	23	0	14919	2470	1	0	5130	1343	23863
14	Callisburg	6660	1260	10822	0	1391	54471	59	0	59774	0	722	0	0	13472	73968
15	Morris Memorial	10890	2645	17511	0	0	110194	40	0	99015	8527	306	0	0	1265	109113
16	Collinsville	275	2252	11053	0	5363	36894	35	0	36895	2013	0	0	0	0	38908
17	Decatur First	215659	57404	167827	0	146289	903422	260	0	600038	14489	8634	0	2720	5212	631093
18	Oak Grove Decatur	10920	3660	9911	0	0	60911	23	0	61261	5337	0	0	0	50	66648
19	Harless Memorial	0	1949	6145	0	5700	37777	46	0	0	40423	0	0	0	0	40423
20	Price	4800	700	4350	0	0	34579	16	0	15126	0	268	11053	3681	1001	31129
21	Denison Trinity	22952	5750	9800	6600	14000	119672	49	0	107745	14258	7	0	0	2753	124763
22	Waples Memorial	115204	14761	121625	0	288542	736315	216	375057	106125	6931	782	0	685	0	489580
23	Electra	36792	7135	33409	0	10642	144660	49	0	116468	5882	0	0	4399	0	126749
24	Era	2600	4178	5292	0	9687	43250	22	0	36793	0	448	0	0	0	37241
25	Rosston	475	2089	5806	0	10805	39618	21	0	75811	0	166	0	0	0	75977

Northwest District Table 5 (Continued)

	LOCAL CHURCH EXPENDITURES						RECEIVED FOR ANNUAL BUDGET/SPENDING PLAN									
	CHURCH NAME	55	56	57	58	59	60	61	62a	62b	62c	62d	62e	62f	62g	62
26	Forestburg	0	3321	11411	0	11149	97841	47	0	91630	5311	36	0	0	425	97402
27	Friberg-Cooper	8674	4477	12656	0	35162	85332	23	0	62697	9847	0	0	0	0	72544
28	Gainesville First	222619	33732	77161	101693	280000	954384	271	306555	201061	28940	5300	0	15100	70000	626956
29	Mission	0	707	11311	0	0	21492	12	0	19013	2987	0	0	0	0	22000
30	Sivell's Bend	0	754	2919	0	0	12808	9	0	6994	11201	770	0	0	0	18965
31	Whaley	86100	4012	101648	59298	59375	442959	107	232388	111208	4502	12683	0	1700	141767	504248
32	Henrietta	52168	13574	47042	0	12572	245175	160	115941	100865	9470	1032	748	0	2185	230241
33	Holliday	3600	762	19515	0	0	68600	25	0	60000	4067	14	0	3803	10325	78209
34	Howe	46355	21571	35320	162965	64600	481393	118	0	208593	7788	956	0	0	0	217337
35	Iowa Park	47416	14760	70184	0	5502	263722	121	124136	115039	11164	28	1386	0	11297	263050
36	Jacksboro	60437	14182	57188	0	0	244671	78	0	212411	2835	148	0	300	0	215694
37	Nocona	39152	13764	54800	3927	8061	244784	97	0	197098	4502	1153	0	260	0	203013
38	Paradise	0	2617	17927	0	0	58844	20	0	83012	1349	0	0	0	0	84361
39	Petrolia	0	958	8225	0	499	25575	26	0	22053	6665	14	0	0	0	28732
40	Lakeway	73360	7895	51931	9434	14210	292159	167	164360	83473	8056	77	0	0	40628	296594
41	Rhame	5640	1916	6001	0	0	39014	17	0	49393	791	65	0	0	0	50249
42	Sadler	5700	2278	11793	0	6000	52037	18	0	51525	1744	0	0	0	0	53269
43	Saint Jo	0	7639	5151	0	0	35570	27	0	22726	1664	44	0	0	0	24434
44	Montague	0	1800	3189	0	4371	19835	14	0	15160	3550	15	0	0	3200	21925
45	Sherman First	176735	30058	185280	28722	0	744319	373	585257	168600	14970	0	0	29	45635	814491

Northwest District Table 5 (Continued)

	LOCAL CHURCH EXPENDITURES						RECEIVED FOR ANNUAL BUDGET/SPENDING PLAN									
		Salary And Benefits For All Other Church Staff	Program Expenses	Other Operating Expenses	Principal And Interest On Indebtedness, Loans, Mortgages, Etc.	Capital Expenditures For Building, Improvements, And Major Equipment Purchases	TOTAL AMOUNT PAID BY LOCAL CHURCH ON ALL EXPENDITURES	Number Of Households Giving To Local Church	Amount Received Through Pledges	Amount Received From Non-Pledging, But Identified Givers	Amount Received From Unidentified Givers	Amount Received From Interest and Dividends	Amount Received From Sale of Church Assets	Amount Received Through Building Use Fees, Contributions, And Rentals	Amount Received Through Fundraisers And Other Sources	TOTAL INCOME FOR ANNUAL BUDGET/SPENDING PLAN
	CHURCH NAME	55	56	57	58	59	60	61	62a	62b	62c	62d	62e	62f	62g	62
46	Friendship	8380	623	14000	5040	0	80711	60	0	65027	3578	0	0	575	6219	75399
47	Sherman Grace	164020	36487	58811	2460	29370	457633	130	342524	52430	5461	145	0	295	0	400855
48	Key Memorial	6960	3579	10463	6662	0	93209	37	0	67268	1709	8952	9748	800	4420	92897
49	St. James	0	200	5566	0	0	17629	6	0	11158	0	0	0	2500	1800	15458
50	Haven Chapel	0	2813	11779	0	2971	34121	25	0	25346	3290	0	0	0	5485	34121
51	Sunset	1400	498	1925	0	0	15174	12	0	23268	9276	0	0	0	0	32544
52	Garvin	0	0	725	0	0	4773	3	0	7200	4800	0	0	0	0	12000
53	Tioga	5200	2471	14408	0	142825	194948	35	0	90813	3180	278	0	0	0	94271
54	Tom Bean	2340	6000	18010	0	5500	91136	43	0	91071	0	0	0	0	1954	93025
55	Valley View	21523	2267	17429	9420	11374	139021	58	0	131522	4858	0	0	475	0	136855
56	Van Alstyne	75321	35192	76426	0	4000	385920	216	192239	210039	21163	2248	0	4314	22943	452946
57	Whitesboro	90956	11773	61334	11050	133990	478884	209	0	301626	13337	0	0	925	0	315888
58	Whitewright	29523	7099	46786	0	0	180837	46	117788	47933	4447	593	230	1360	1878	174229
59	Marvin	0	0	2540	0	355	10905	9	0	9545	0	0	0	0	0	9545
60	Beverly Drive	6000	2738	25795	0	39575	116882	72	0	79948	2980	766	0	2400	3210	89304
61	Falls Chapel Fellowship	19200	4566	31814	0	0	97466	0	62757	7791	32750	0	0	0	0	103298
62	Wichita Falls First	255553	67027	233237	0	526640	1623738	381	682526	350712	30594	0	1367	2012	19773	1086984
63	Floral Heights	267135	53923	208213	0	0	908034	263	199905	560121	11433	813	0	550	0	772822
64	Mt. Calvary	0	400	9487	0	0	28787	0	0	25248	1722	0	300	0	0	27270
65	WF St. Marks	14795	1030	20088	0	1654	84519	86	0	84104	2120	225	0	9741	1306	97496
66	WF Trinity	44637	4876	30209	36000	1710	223269	72	0	189554	2246	430	0	1450	16585	210265
67	University	120322	7598	60835	38316	42985	426960	180	0	369784	4147	192	0	3955	23348	401426
68	WF Wesley	24787	8277	37442	0	1465	152446	94	85900	31453	2380	0	0	4000	18473	141396
69	Dundee	0	0	678	0	0	4501	6	0	5354	0	0	0	0	0	5354
70	NORTHWEST DISTRICT	0	0	0	0	0	11356	0	0	0	0	0	0	0	0	0
71	NORTH TEXAS CONFERENCE	0	0	0	0	0	8056	0	0	0	0	0	0	0	0	0
	TOTAL 2013	2720862	621905	2566647	634426	2084770	14465582	5402	3911259	7211150	460278	51470	24832	75645	497001	12231635
	TOTAL 2012	2625140	572871	2542814	760227	890425	13129037	5688	4438841	6878152	445811	70590	4290	124306	177623	12139613
	Inc/Dec 2013 over 2012	95722	49034	23833	-125801	1194345	1336545	-286	-527582	332998	14467	-19120	20542	-48661	319378	92022

Northwest District Table 6

		RCVD FOR CAPITAL CAMPAIGNS/SPECIAL PROJECTS					RECEIVED FROM OTHER SOURCES			
		Capital Campaigns	Memorials, Endowments, Requests	Other Sources & Projects	Received For Specials And Other Directed Benevolences	TOTAL INCOME FOR DESIGNATED CAUSES	Equitable Compensation Funds	Advanced Special, Apportioned And Connectional Funds	Other Grants And Financial Support From Institutional Sources	Total Income From Connectional And Other Sources Outside Church
CHURCH NAME		63a	63b	63c	63d	63	64a	64b	64c	64
1 Alvord	0	41156	5006	12957	59119	0	3480	0	3480	1
2 Antelope	0	44000	0	0	44000	0	0	0	0	2
3 Archer City	7905	50	0	0	7955	0	0	0	0	3
4 Bellevue	0	0	0	0	0	0	0	0	0	4
5 Vashti	0	0	27730	0	27730	0	0	0	0	5
6 Bells	7231	2725	0	3308	13264	0	0	0	0	6
7 Bowie	0	1650	0	10712	12362	0	0	1000	1000	7
8 Boyd	45397	4210	0	1069	50676	0	0	0	0	8
9 Bridgeport	0	55729	50054	500	106283	0	0	0	0	9
10 Bryson	0	0	0	210	210	0	0	0	0	10
11 Perrin	0	0	0	0	0	0	0	0	0	11
12 Burkburnett	37454	3230	18187	0	58871	0	0	0	0	12
13 Byers	0	0	0	0	0	0	0	0	0	13
14 Callisburg	0	0	0	0	0	0	0	0	0	14
15 Morris Memorial	0	730	465	1174	2369	0	0	0	0	15
16 Collinsville	0	0	0	0	0	0	0	0	0	16
17 Decatur First	163633	17718	0	107383	288734	0	0	0	0	17
18 Oak Grove Decatur	0	3260	0	0	3260	0	0	0	0	18
19 Harless Memorial	0	0	0	0	0	0	0	0	0	19
20 Price	0	0	0	0	0	0	0	0	0	20
21 Denison Trinity	0	2285	0	0	2285	2500	0	0	2500	21
22 Waples Memorial	0	86395	0	15372	101767	0	0	2000	2000	22
23 Electra	0	25289	0	0	25289	0	0	0	0	23
24 Era	0	0	0	0	0	0	0	0	0	24
25 Rosston	0	15000	0	0	15000	0	0	0	0	25

Northwest District Table 6 (Continued)

		RCVD FOR CAPITAL CAMPAIGNS/SPECIAL PROJECTS					RECEIVED FROM OTHER SOURCES				
		Capital Campaigns	Memorials, Endowments, Bequests	Other Sources & Projects	Received For Specials And Other Directed Benevolences	TOTAL INCOME FOR DESIGNATED CAUSES	Equitable Compensation Funds	Advanced Special, Apportioned And Confectional Funds	Other Grants And Financial Support From Institutional Sources	Total Income From Confectional And Other Sources Outside Church	
CHURCH NAME		63a	63b	63c	63d	63	64a	64b	64c	64	
26	Forestburg	4789	820	0	1587	7196	0	0	0	0	26
27	Friberg-Cooper	0	0	16269	0	16269	0	0	0	0	27
28	Gainesville First	260200	725	40317	0	301242	0	0	0	0	28
29	Mission	0	0	0	0	0	0	0	0	0	29
30	Sivell's Bend	0	0	0	0	0	0	0	0	0	30
31	Whaley	0	1040	0	2335	3375	0	0	0	0	31
32	Henrietta	762	7109	0	2435	10306	0	0	0	0	32
33	Holliday	0	0	0	0	0	5778	0	5000	10778	33
34	Howe	50000	0	0	0	50000	0	0	0	0	34
35	Iowa Park	65946	5180	1495	21451	94072	0	0	0	0	35
36	Jacksboro	0	1571	21251	2147	24969	0	0	0	0	36
37	Nocona	0	15671	0	35202	50873	0	0	0	0	37
38	Paradise	0	0	0	0	0	0	0	0	0	38
39	Petrolia	0	1175	0	4769	5944	0	0	0	0	39
40	Lakeway	4232	2178	0	3563	9973	0	0	0	0	40
41	Rhome	0	0	0	0	0	0	0	0	0	41
42	Sadler	0	8910	0	0	8910	0	0	0	0	42
43	Saint Jo	427	6825	0	0	7252	0	0	0	0	43
44	Montague	0	1500	0	0	1500	0	0	0	0	44
45	Sherman First	0	7500	0	0	7500	0	0	0	0	45

Northwest District Table 6 (Continued)

	RCVD FOR CAPITAL CAMPAIGNS/SPECIAL PROJECTS					RECEIVED FROM OTHER SOURCES			
	Capital Campaigns	Memorials, Endowments, Bequests	Other Sources & Projects	Received For Specials And Other Directed Benevolences	TOTAL INCOME FOR DESIGNATED CAUSES	Equitable Compensation Funds	Advanced Special, Apportioned And Conventional Funds	Other Grants And Financial Support From Institutional Sources	Total Income From Conventional And Other Sources Outside Church
CHURCH NAME	63a	63b	63c	63d	63	64a	64b	64c	64
46 Friendship	0	0	3500	0	3500	2494	0	0	2494
47 Sherman Grace	3000	1337	0	34175	38512	0	0	0	47
48 Key Memorial	4705	210	97000	0	101915	0	0	5515	5515
49 St. James	0	0	0	0	0	0	0	0	49
50 Haven Chapel	0	0	0	0	0	0	0	0	50
51 Sunset	0	0	0	0	0	0	0	0	51
52 Garvin	0	0	0	0	0	0	0	0	52
53 Tioga	0	0	0	0	0	0	0	0	53
54 Tom Bean	0	0	0	1213	1213	0	0	0	54
55 Valley View	0	3397	0	0	3397	0	0	0	55
56 Van Alstyne	0	4030	0	212	4242	0	0	0	56
57 Whitesboro	1395	8528	55687	30199	95809	0	0	0	57
58 Whitewright	0	0	7023	0	7023	0	0	0	58
59 Marvin	0	0	0	0	0	0	0	0	59
60 Beverly Drive	0	3825	68460	406	72691	0	0	0	60
61 Falls Chapel Fellowship	0	0	0	0	0	0	0	0	61
62 Wichita Falls First	25509	0	0	11825	37334	0	0	184092	184092
63 Floral Heights	0	128220	0	0	128220	0	0	0	63
64 Mt. Calvary	0	0	0	0	0	0	0	1000	1000
65 WF St. Marks	0	290	0	0	290	0	0	0	65
66 WF Trinity	7305	1375	2650	0	11330	0	0	0	66
67 University	4888	6270	0	2464	13622	0	0	0	67
68 WF Wesley	0	11046	0	0	11046	0	0	0	68
69 Dundee	0	0	0	0	0	0	0	0	69
70 NORTHWEST DISTRICT	0	0	0	0	0	0	0	0	70
71 NORTH TEXAS CONFERENCE	0	0	0	0	0	0	0	0	71
TOTAL 2013	694778	532159	415094	306668	1948699	10772	3480	198607	212859
TOTAL 2012	750004	306416	234549	287532	1578501	18148	47068	144724	209940
Inc/Dec 2013 over 2012	-55226	225743	180545	19136	370198	-7376	-43588	53883	2919

Recapitulation Table 1

CHURCH MEMBERSHIP																					
		RECEIVED						REMOVED						FULL MEMBERS AT CLOSE OF YEAR							
		Total Professing Members At Close Of Last Year	This Year On Profession Of Christian Faith	Restored By Affirmation	Previous Year's Reporting Errors— Total Professing Membership By Addition	From Other United Methodist Churches	From Other Denominations	Charge Conference Action	Withdrawn	Previous Year's Reporting Errors— Total Professing Membership By Subtraction	Transfer To Other United Methodist Churches	Transfer To Other Denominations	Death	Asian	A.A/Black	Hispanic/Latino	Native American	Pacific Islander	White	Multi-Racial	Total Professing Members At Close Of This Year
DISTRICT	PASTOR'S NAME	1	2A	2B	2C	3	4	5A	5B	5C	6	7	8	9A	9B	9C	9D	9E	9F	9G	9
East District	Victor Casad	11952	124	31	26	162	124	404	88	98	122	98	220	21	233	103	33	5	10970	24	11389
Metro District	Camille Gaston	63328	1285	123	64	804	825	3023	559	312	444	425	654	2283	7761	1597	40	31	49010	290	61012
North Central District	Ronald Henderson	58550	1533	270	144	1164	852	2007	383	707	602	255	302	693	491	754	33	39	56040	207	58257
Northwest District	Marvin Guier	15061	168	16	87	159	155	168	99	64	123	116	247	16	167	120	21	8	14430	67	14829
TOTAL 2013		148891	3110	440	321	2289	1956	5602	1129	1181	1291	894	1423	3013	8652	2574	127	83	130450	588	145487
TOTAL 2012		150755	3320	395	747	2456	1991	4686	1392	707	1781	778	1429	3136	10120	2395	140	81	132530	490	148891
Inc/Dec 2013 over 2012		-1864	-210	45	-426	-167	-35	916	-263	474	-490	116	-6	-123	-1468	179	-13	2	-2080	98	-3404
% of Increase/Decrease		-1.24%	-6.33%	11.39%	-57.03%	-6.80%	-1.76%	19.55%	-18.89%	67.04%	-27.51%	14.91%	-0.42%	-3.92%	-14.51%	7.47%	-9.29%	2.47%	-1.57%	20.00%	-2.29%

Recapitulation Table 2

	CHURCH MEMBERSHIP							CHURCH SCHOOL AND SMALL GROUP MINISTRIES										UMM	UMW	
		Number Of Persons Baptized This Year (0–12 yrs)	Number Of Persons Baptized This Year (13 yrs–older)	Baptized Members Who Are Not Professing Members	Number Of Other Constituents	Total Enrolled In Confirmation Classes This Year	Children In All Christian Formation Groups And Small Group Ministries	Youth In All Christian Formation Groups And Small Group Ministries	Young Adults In All Christian Formation Groups And Small Group Ministries	Adults In All Christian Formation Groups and Small Group Ministries	Total Christian Formation Participants	Avg Weekly Attendance (all ages) In Sunday School	Participants In Vacation Bible School	Number Of Classes and Other Small Groups (All Ages) For Learning In Sunday School	Number Of Classes and Other Small Groups (All Ages) For Learning Other Than Sunday School	Number Of Short-Term Classes And Small Groups (All Ages)	Membership In United Methodist Men	Amount Paid For Projects	Membership In United Methodist Women	Amount Paid For Local Church And Community Work
DISTRICT	10	11a	11b	12	13	14	15	16	17	18	19	20	21	22	23	24	25a	25b	26a	26b
East District	5112	84	47	873	1743	82	1465	820	416	3613	6314	2476	2179	311	151	129	282	22674	838	60382
Metro District	23460	722	207	6789	25096	635	7982	3673	2599	14260	28514	9576	7519	999	809	794	1226	57991	3376	160653
North Central District	23717	755	319	9690	15545	1288	14405	6834	1978	19963	43180	11542	14018	1111	1040	818	1179	147534	2259	128960
Northwest District	5607	84	41	1294	1918	98	1599	942	351	3441	6333	2672	2385	356	189	143	182	17367	691	66755
TOTAL 2013	57896	1645	614	18646	44302	2103	25451	12269	5344	41277	84341	26266	26101	2777	2189	1884	2869	245566	7164	416750
TOTAL 2012	60010	2138	0	19624	40289	2072	26420	12065	4898	41137	84520	27591	28156	2707	2095	1895	3178	202044	7540	381003
Inc/Dec 2013 over 2012	-2114	-493	614	-978	4013	31	-969	204	446	140	-179	-1325	-2055	70	94	-11	-309	43522	-376	35747
% of Increase/Decrease	-3.52%	-23.06%	100.00%	-4.98%	9.96%	1.50%	-3.67%	1.69%	9.11%	0.34%	-0.21%	-4.80%	-7.30%	2.59%	4.49%	-0.58%	-9.72%	21.54%	-4.99%	9.38%

Recapitulation Table 3

	MISSION AND COMMUNITY MINISTRIES					PROPERTY AND OTHER ASSETS				CONNECTIONAL PROGRAMS						
	Number UMW/UM Teams Sent From Local Church	Number Of Persons Sent On UMW/UM Teams From Local Church	Number of persons engaged in mission	Number Of Persons Served By Community Ministries For Daycare And/Or Education	Number Of Persons Served By Community Ministries For Outreach, Justice, And Mercy	Market Value Of Church-Owned Land, Buildings And Equipment	Market Value Of Other Church-Owned Assets	Debt Secured By Church Physical Assets	Other Debt	Total APPORTIONED To Local Church For All Causes Paid To AC Treasurer	Total PAID By Local Church For All Apportioned Causes To AC Treasurer	General Advance Specials Gifts	World Service Special Gifts	Annual Conference Advance Specials	Youth Service Fund	Other Funds For Connectional Mission And Ministry
DISTRICT	27a	27b	28	29	30	31	32	33	34	35a	35b	37	38	39	40	41
East District	3	40	1806	3720	85038	120791146	13664337	4088126	116971	1074170	1074170	55262	0	11901	0	10231
Metro District	23	343	16092	15900	264450	494881428	62899009	43678532	1631729	5142571	4725877	183222	0	32313	0	33455
North Central District	33	634	22741	21876	118455	310098270	35105961	101447715	1033404	4348029	4198307	277541	0	7641	0	29652
Northwest District	6	62	3380	1955	58986	142505550	19064424	4134056	91345	1277208	1277208	67894	0	18986	1181	5724
TOTAL 2013	65	1079	44019	43451	526929	1068276394	130733731	153348429	2873449	11841978	11275562	583919	0	70841	1181	79062
TOTAL 2012	63	1007	0	37522	464156	1042978248	127303824	166883931	1105878	11919169	11536578	333476	0	84560	604	194780
Inc/Dec 2013 over 2012	2	72	44019	5929	62773	25298146	3429907	-13535502	1767571	-77191	-261016	250443	0	-13719	577	-115718
% of Increase/Decrease	3.17%	7.15%	100.00%	15.80%	13.52%	2.43%	2.69%	-8.11%	159.83%	-0.65%	-2.26%	75.10%	0.00%	-16.22%	95.53%	-59.41%

Recapitulation Table 4

	CONNECTIONAL PROGRAMS									MINISTERIAL SUPPORT							
	Annual Conference Special Sunday Offerings	Benevolences Directly To UM Causes (Not To AC Treasurer)	Benevolences Paid Directly To Non-UM Benevolent And Charitable Causes	Human Relations Day	One Great Hour Of Sharing	Peace With Justice	Native American Ministries	World Communion	UM Student Day	Direct-Billed Clergy Non-Health Benefits (Pension)	Direct-Billed Clergy Health Benefits	Base Compensation To Pastor	Base Compensation To Associate(s)	Housing And Utilities And/Or Related Allowances—Pastor And Associate(s)	Accountable Reimbursements—Pastor And Associate(s)	Other Cash Allowances (Non-Accountable)—Pastor And Associate(s)	Salary And Benefits For Deacons
DISTRICT	42	43	44	45a	45b	45c	45d	45e	45f	46	47	48	49	50	51	52	53
East District	7233	153156	782134	41	701	87	187	235	10	265375	238409	1642388	84143	515074	206877	43448	0
Metro District	46916	2148706	3918109	1204	8376	1508	1256	4157	986	872117	776946	4008228	1619341	2528034	247306	165655	986028
North Central District	33295	1072017	3841548	275	11374	946	408	1377	599	768076	679498	3162751	1479358	2407348	254281	212106	1020096
Northwest District	4884	77146	630225	394	3691	485	405	493	403	310814	285737	1952433	184944	583123	175448	182119	73235
TOTAL 2013	92328	3451025	9172016	1914	24142	3026	2256	6262	1998	2216382	1980590	10765800	3367786	6033579	883912	603328	2079359
TOTAL 2012	78939	1786539	8050890	2450	15046	4346	2855	6599	4066	2226614	1987930	10511479	2957299	5860134	967503	625521	2027745
Inc/Dec 2013 over 2012	13389	1664486	1121126	-536	9096	-1320	-599	-337	-2068	-10232	-7340	254321	410487	173445	-83591	-22193	51614
% of Increase/Decrease	16.96%	93.17%	13.93%	-21.88%	60.45%	-30.37%	-20.98%	-5.11%	-50.86%	-0.46%	-0.37%	2.42%	13.88%	2.96%	-8.64%	-3.55%	2.55%

Recapitulation Table 5

	LOCAL CHURCH EXPENDITURES						RECEIVED FOR ANNUAL BUDGET/SPENDING PLAN									
	Salary And Benefits For All Other Church Staff	Program Expenses	Other Operating Expenses	Principal And Interest On Indebtedness, Loans, Mortgages, Etc.	Capital Expenditures For Building, Improvements, And Major Equipment Purchases	TOTAL AMOUNT PAID BY LOCAL CHURCH ON ALL EXPENDITURES	Number Of Households Giving To Local Church	Amount Received Through Pledges	Amount Received From Non-Pledging But Identified Givers	Amount Received From Unidentified Givers	Amount Received From Interest and Dividends	Amount Received From Sale of Church Assets	Amount Received Through Building Use Fees, Contributions, And Rentals	Amount Received Through Fundraisers And Other Sources	TOTAL INCOME FOR ANNUAL BUDGET/SPENDING PLAN	
DISTRICT	55	56	57	58	59	60	61	62a	62b	62c	62d	62e	62f	62g	62	
East District	2257141	542356	1897742	751105	794505	11333911	4533	3053385	5767319	408786	71215	150	72551	388814	9762220	
Metro District	17453877	4000609	9266943	6281097	8030812	67343078	20913	35854310	16498840	1721786	234775	21880	1713177	1247805	57292573	
North Central District	15480647	2593212	7505455	11776932	2814633	59629373	22885	32061573	16740538	1088213	33211	500	824277	891194	51639506	
Northwest District	2720862	621905	2566647	634426	2084770	14465582	5402	3911259	7211150	460278	51470	24832	75645	497001	12231635	
TOTAL 2013	37912527	7758082	21236787	19443560	13724720	152771944	53733	74880527	46217847	3679063	390671	47362	2685650	3024814	130925934	
TOTAL 2012	35888307	7895458	21817385	18657261	16253550	149777914	55770	75504318	44905262	3564770	406657	319784	2678941	2940438	130320170	
Inc/Dec 2013 over 2012	2024220	-137376	-580598	786299	-2528830	2994030	-2037	-623791	1312585	114293	-15986	-272422	6709	84376	605764	
% of Increase/Decrease	5.64%	-1.74%	-2.66%	4.21%	-15.56%	2.00%	-3.65%	-0.83%	2.92%	3.21%	-3.93%	-85.19%	0.25%	2.87%	0.46%	

Recapitulation Table 6

	RCVD FOR CAPITAL CAMPAIGNS/SPECIAL PROJECTS					RECEIVED FROM OTHER SOURCES			
	Capital Campaigns	Memorials, Endowments, Bequests	Other Sources & Projects	Received For Specials And Other Directed Benevolences	TOTAL INCOME FOR DESIGNATED CAUSES	Equitable Compensation Funds	Advanced Special, Apportioned And Connectional Funds	Other Grants And Financial Support From Institutional Sources	Total Income From Connectional And Other Sources Outside Church
DISTRICT	63a	63b	63c	63d	63	64a	64b	64c	64
East District	502499	472074	338456	227757	1540786	50240	31212	184600	266052
Metro District	7846206	3712616	1489075	1048940	14096837	13850	296641	805151	1115642
North Central District	6866031	422895	1039511	1562595	9891032	7051	388727	144500	540278
Northwest District	694778	532159	415094	306668	1948699	10772	3480	198607	212859
TOTAL 2013	15909514	5139744	3282136	3145960	27477354	81913	720060	1332858	2134831
TOTAL 2012	18643855	2723692	2872265	2811320	27051132	109775	707569	1272512	2089856
Inc/Dec 2013 over 2012	-2734341	-2416052	409871	334640	426222	-27862	12491	60346	44975
% of Increase/Decrease	-14.67%	88.71%	14.27%	11.90%	1.58%	-25.38%	1.77%	4.74%	2.15%