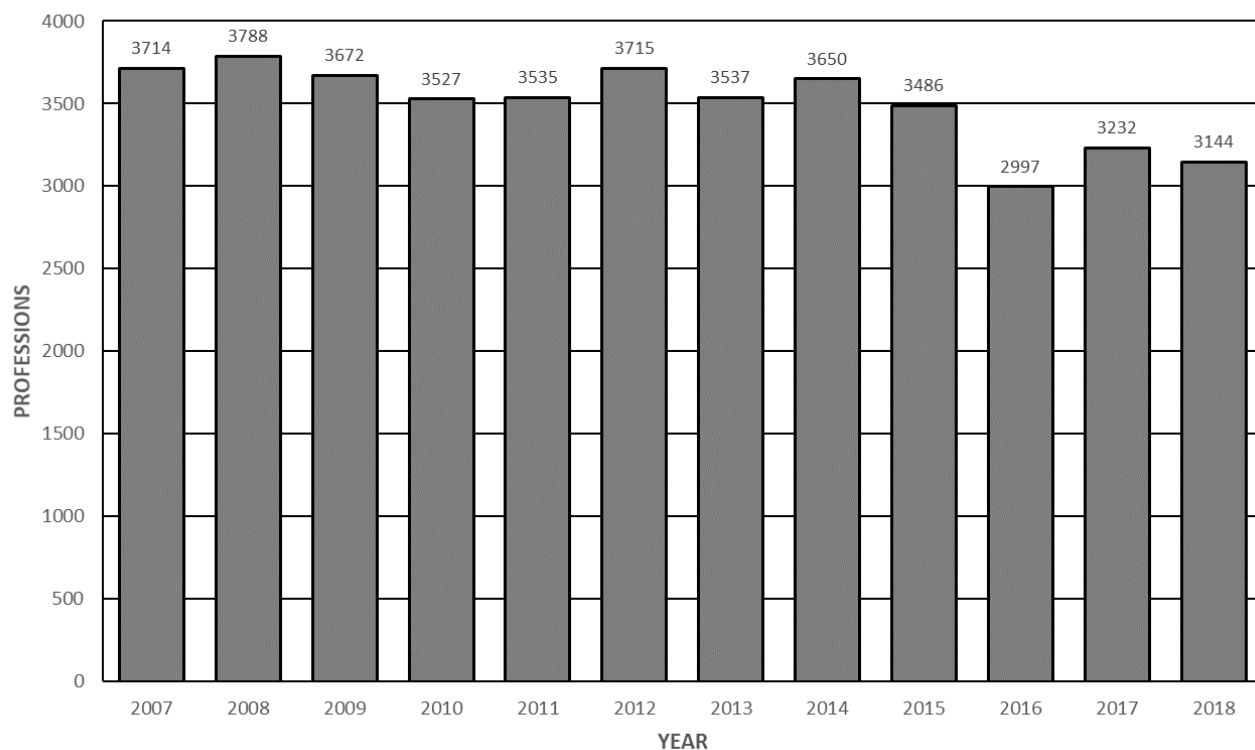


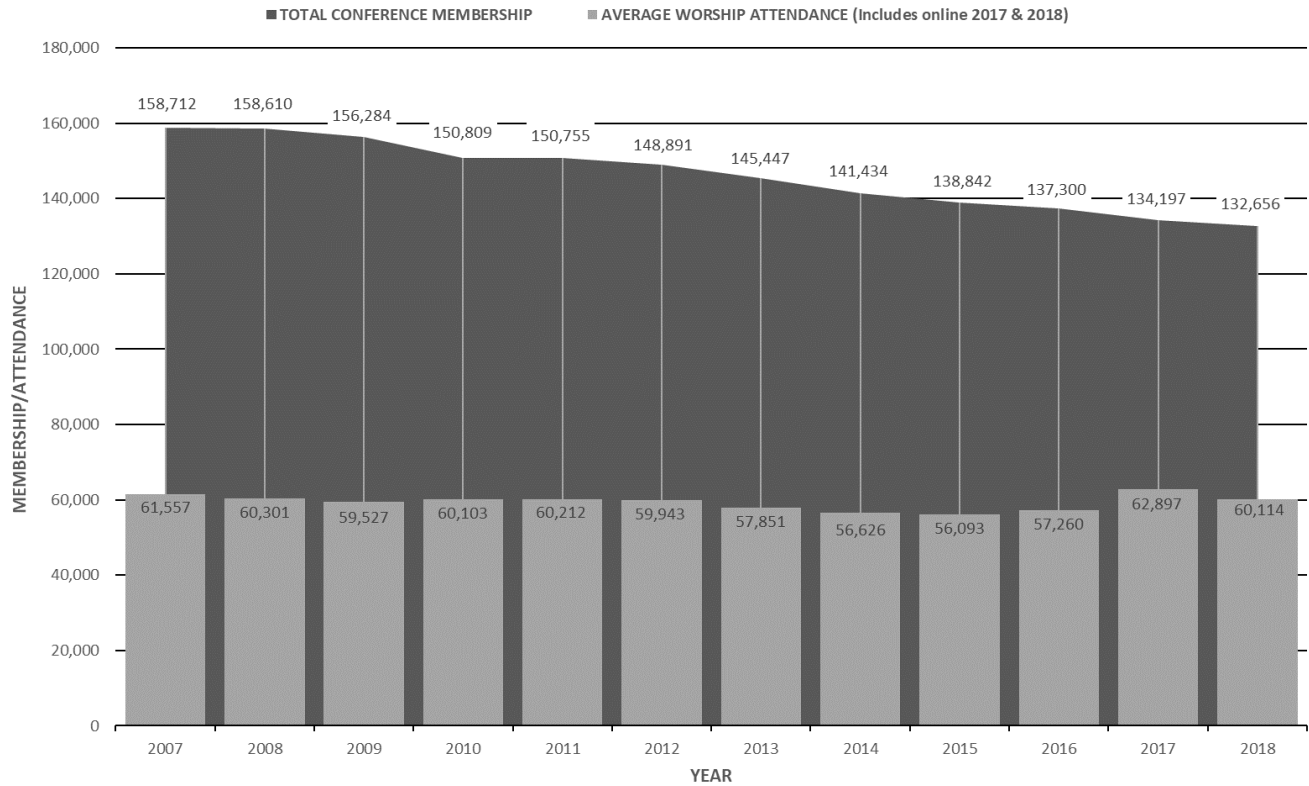
XVII. REPORT OF CONFERENCE STATISTICIAN

| 2018 NORTH TEXAS CONFERENCE STATISTICS AT-A-GLANCE | |
|---|------------------|
| Total Membership | 132,656 |
| Average Attendance | 51,074 |
| Average Attendance Online | 9,040 |
| Sunday School Attendance | 23,175 |
| Assets (Property and Liquid) | \$ 1,356,591,012 |
| Debt | \$ 149,688,177 |
| Programs/Operations | \$ 31,856,684 |
| Clergy Costs | \$ 30,399,308 |
| Staff Costs | \$ 44,056,958 |
| Churches (reporting stats) | 282 |
| 1000+ Churches (Membership) | 29 |
| 999-500 Churches (Membership) | 21 |
| 499-250 Churches (Membership) | 45 |

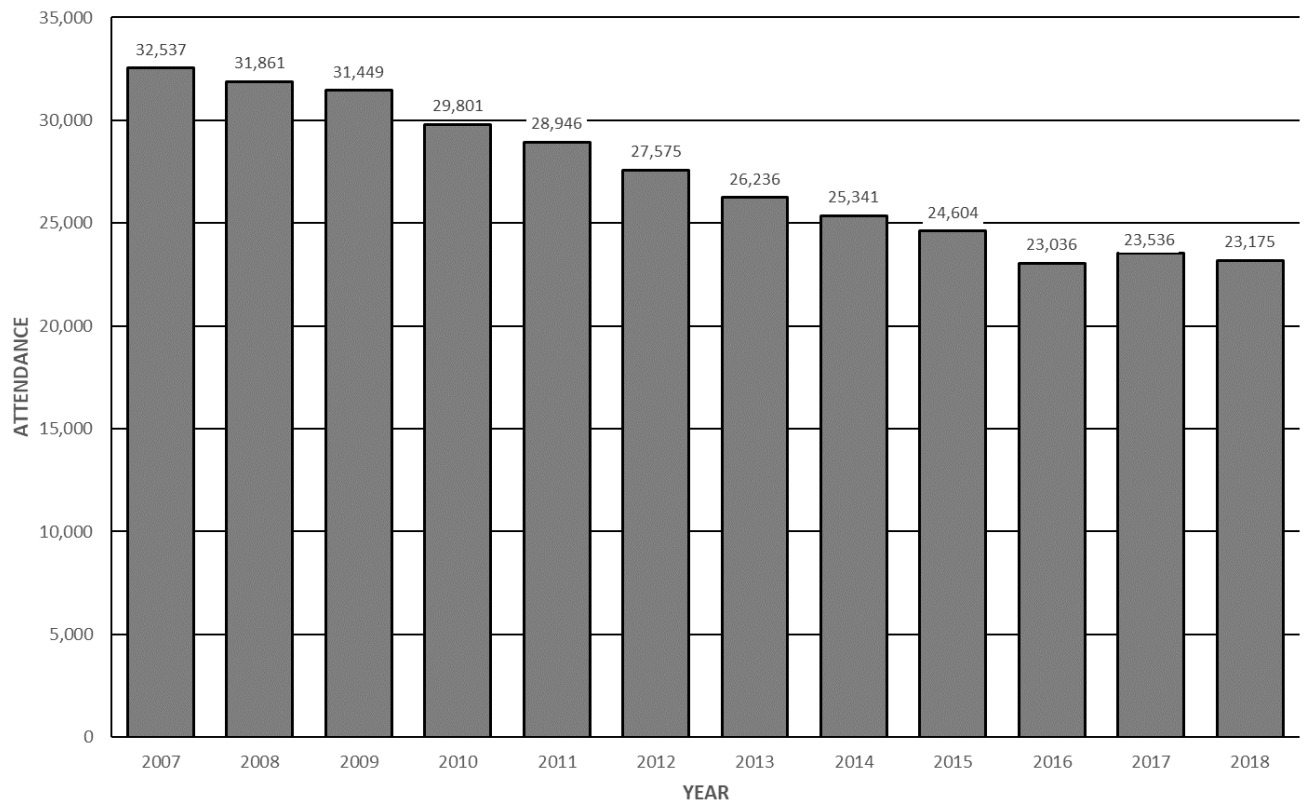
PROFESSIONS OF FAITH



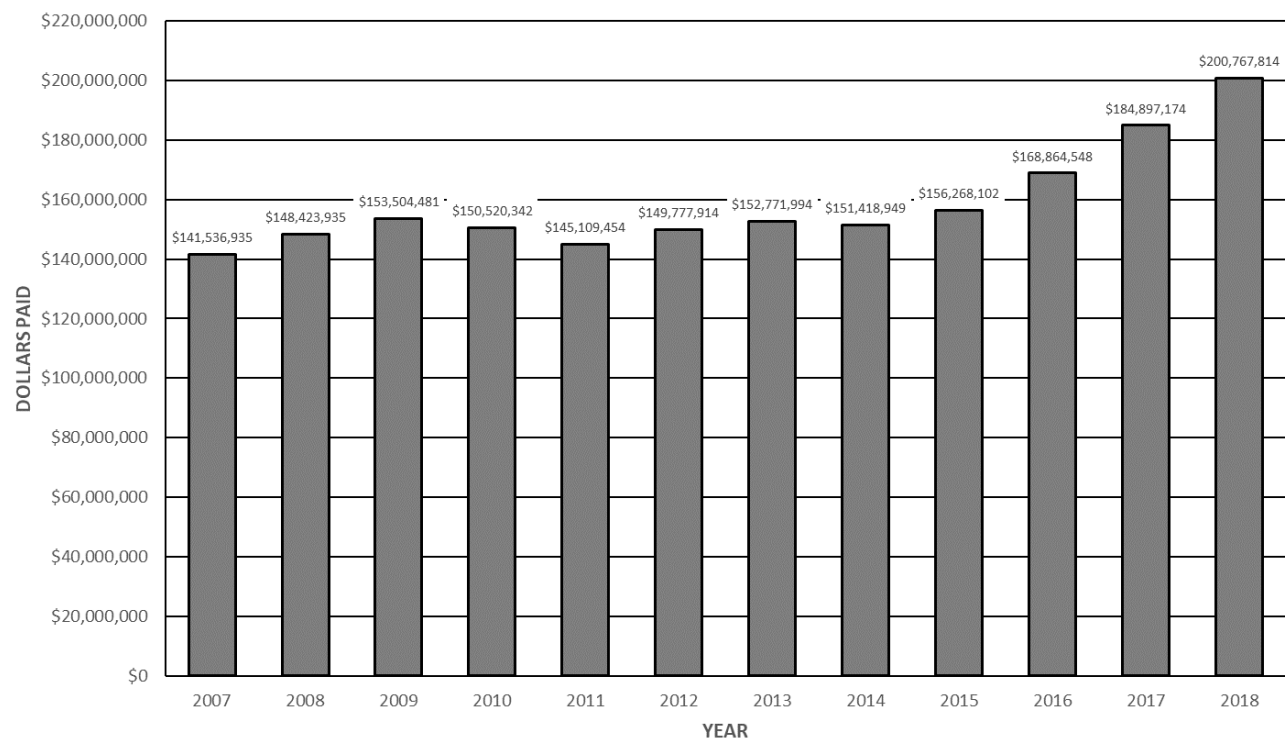
TOTAL CONFERENCE MEMBERSHIP AND AVERAGE WORSHIP ATTENDANCE



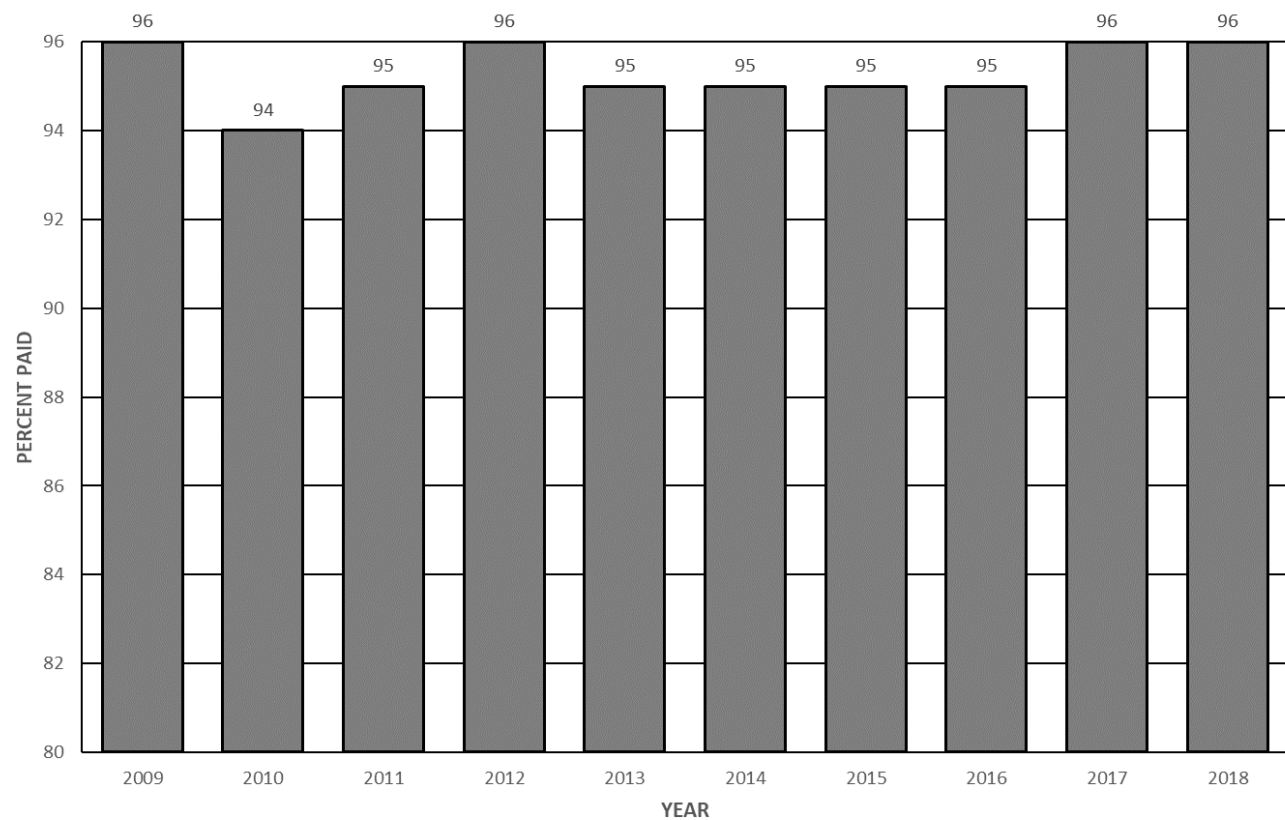
SUNDAY SCHOOL ATTENDANCE



GRAND TOTAL PAID



APPORTIONMENT PERCENTAGE



2018 STATISTICS
DISTRICT AND CONFERENCE TOTALS

| | EAST | METRO | NO. CENTRAL | NORTHWEST | NTC TOTALS |
|---|-------------|--------------|--------------------|------------------|-------------------|
| Professing Membership | | | | | |
| 1-Total membership reported last year | 9,858 | 55,233 | 56,610 | 12,496 | 134,197 |
| 2a-Rvd this year on Profession of Faith through Confirmation | 61 | 531 | 786 | 73 | 1,451 |
| 2b-Rvd this year on Profession of Faith other than Confirmation | 85 | 783 | 449 | 77 | 1,394 |
| 2c-Membership restored by Affirmation of Faith | 26 | 110 | 133 | 30 | 299 |
| 2d-Added by Correction | 37 | 410 | 109 | 13 | 569 |
| 2e-Transferred in from another United Methodist Church | 146 | 2,149 | 868 | 193 | 3,356 |
| 2f-Rvd from a non-United Methodist Church | 107 | 505 | 538 | 82 | 1,232 |
| 3a-Removed by Charge Conference Action | 348 | 924 | 1,940 | 145 | 3,357 |
| 3b-Withdrawn from Professing Membership | 82 | 475 | 412 | 72 | 1,041 |
| 3c-Removed by Correction | 176 | 471 | 353 | 98 | 1,098 |
| 3d-Transferred out to another UMC | 98 | 1,926 | 448 | 101 | 2,573 |
| 3e-Transferred out to a non-UMC | 58 | 213 | 148 | 48 | 467 |
| 3f-Removed by death/deceased | 182 | 579 | 352 | 193 | 1,306 |
| 4-TOTAL PROFESSING MEMBERS | 9,376 | 55,133 | 55,840 | 12,307 | 132,656 |
| Membership Ethnicity | | | | | |
| 5a-Asian | 21 | 2,317 | 731 | 14 | 3,083 |
| 5b-Black | 223 | 7,385 | 557 | 130 | 8,295 |
| 5c-Hispanic/Latino | 100 | 2,196 | 907 | 123 | 3,326 |
| 5d-Native American | 17 | 46 | 41 | 20 | 124 |
| 5e-Pacific Islander | 1 | 42 | 66 | 2 | 111 |
| 5f-White | 8,949 | 42,832 | 53,236 | 11,962 | 116,979 |
| 5g-Multiracial | 65 | 315 | 302 | 56 | 738 |
| 5-TOTAL MEMBERSHIP ETHNICITY | 9,376 | 55,133 | 55,840 | 12,307 | 132,656 |
| Membership Gender | | | | | |
| 6a-Female | 5,435 | 31,776 | 30,274 | 6,902 | 74,387 |
| 6b-Male | 3,941 | 23,357 | 25,566 | 5,405 | 58,269 |
| 6-TOTAL MEMBERSHIP GENDER | 9,376 | 55,133 | 55,840 | 12,307 | 132,656 |

2018 STATISTICS
DISTRICT AND CONFERENCE TOTALS

| | EAST | METRO | NO. CENTRAL | NORTHWEST | NTC TOTALS |
|---|-------------|--------------|--------------------|------------------|-------------------|
| Church Membership | | | | | |
| 7-Average attendance at all weekly worship services | 6,123 | 24,298 | 24,408 | 5,285 | 60,114 |
| 7a-Number of persons who worship online | 1,849 | 3,549 | 3,192 | 450 | 9,040 |
| 8a-Number of persons baptized this year (0-12 years) | 73 | 738 | 451 | 86 | 1,348 |
| 8b-Number of persons baptized this year (ages 13 or older) | 49 | 209 | 238 | 46 | 542 |
| 8-TOTAL NUMBER OF PERSONS BAPTIZED THIS YR | 122 | 947 | 689 | 132 | 1,890 |
| 9-Total Baptized Members who have not become Professing Members | 826 | 6,524 | 9,328 | 1,155 | 17,833 |
| 10-Number of other constituents of the church | 1,782 | 42,062 | 19,027 | 1,835 | 64,706 |
| Participants in Christian Formation Groups (CFG) including Sunday School | | | | | |
| 11a-Number of Children CFG participants and leaders (ages 0-11) | 1,081 | 11,482 | 15,107 | 1,897 | 29,567 |
| 11b-Number of Youth CFG participants and leaders (ages 12-18) | 597 | 5,115 | 6,337 | 884 | 12,933 |
| 11c-Number of Young Adult CFG participants and leaders (ages 19-30) | 506 | 3,016 | 1,413 | 312 | 5,247 |
| 11d-Number of Other Adult CFG participants and leaders (ages 31+) | 2,716 | 18,928 | 17,855 | 3,501 | 43,000 |
| 11-TOTAL CHRISTIAN FORMATION GROUP PARTICIPANTS | 4,900 | 38,541 | 40,712 | 6,594 | 90,747 |
| Other Classes and Education | | | | | |
| 12-Total enrolled in confirmation preparation classes | 62 | 815 | 920 | 92 | 1,889 |
| 13-Average weekly attendance (all ages) in Sunday Church School | 2,016 | 8,672 | 9,976 | 2,511 | 23,175 |
| 14-Number of participants in Vacation Bible School | 1,611 | 7,779 | 11,570 | 2,329 | 23,289 |
| 15-Number of ongoing Sunday Church School classes offered | 240 | 808 | 913 | 277 | 2,238 |
| 16-Number of ongoing small groups, support groups, or classes offered (other than Sunday Church School) | 178 | 1,077 | 1,083 | 253 | 2,591 |
| 17-Number of support groups or small groups offered for a short term only | 114 | 561 | 725 | 147 | 1,547 |

2018 STATISTICS
DISTRICT AND CONFERENCE TOTALS

| | EAST | METRO | NO. CENTRAL | NORTHWEST | NTC TOTALS |
|---|-------------|--------------|--------------------|------------------|-------------------|
| 18a-Membership in United Methodist Men | 205 | 1,227 | 1,161 | 174 | 2,767 |
| 18b-Amount paid for projects (UMM) | 5,940 | 85,601 | 176,650 | 12,252 | 280,443 |
| 19a-Membership in United Methodist Women | 526 | 2,874 | 1,828 | 527 | 5,755 |
| 19b-Amount paid for local church & community work (UMW) | 35,989 | 135,357 | 123,923 | 51,623 | 346,892 |
| Mission Engagement | | | | | |
| 20a-Number of UMWIM teams sent | 5 | 33 | 49 | 23 | 110 |
| 20b-Number of persons sent out on UMWIM teams | 33 | 637 | 692 | 149 | 1,511 |
| 21-Total number of community ministries for outreach, justice, and mercy | 272 | 692 | 678 | 306 | 1,948 |
| 21a-Of the ministries counted in Line 21, how many focus on global/regional health? | 41 | 130 | 164 | 62 | 397 |
| 21b-Of the ministries counted in Line 21, how many focus on engaging in ministry with the poor/socially marginalized? | 167 | 483 | 452 | 253 | 1,355 |
| 22-Number of persons from your congregation serving in mission/community ministries | 2,587 | 33,070 | 29,837 | 4,342 | 69,836 |
| 23-Number of persons served by community ministries for outreach, justice, and mercy | 82,903 | 627,759 | 343,439 | 70,994 | 1,125,095 |
| Assets and Debts | | | | | |
| 24-Market value of church-owned land, buildings, vehicles and equipment | 110,799,464 | 577,239,629 | 356,084,521 | 144,560,530 | 1,188,684,144 |
| 25-Market value of financial and other liquid assets | 15,938,832 | 90,066,140 | 44,023,732 | 17,878,164 | 167,906,868 |
| 26-Debt secured by church physical assets | 4,120,211 | 38,732,984 | 101,454,286 | 4,814,074 | 149,121,555 |
| 27-Other debt | 17,642 | 432,220 | 113,798 | 2,962 | 566,622 |
| Benevolent Giving | | | | | |
| 28-Amount apportioned to the local church by the Conference | 1,082,903 | 5,459,082 | 4,887,791 | 1,296,585 | 12,726,361 |
| 29-Amount paid to the Conference for all apportioned causes | 1,058,453 | 5,217,426 | 4,672,513 | 1,296,585 | 12,244,977 |
| 30-General Advance Specials | 8,037 | 47,554 | 47,884 | 13,186 | 116,661 |
| 31-World Service Specials | 0 | 0 | 0 | 0 | 0 |
| 32-Annual Conference Advance Specials | 1,356 | 25,367 | 2,184 | 19,264 | 48,171 |
| 33-Youth Service Fund | 71 | 0 | 0 | 855 | 926 |

2018 STATISTICS
DISTRICT AND CONFERENCE TOTALS

| | EAST | METRO | NO. CENTRAL | NORTHWEST | NTC TOTALS |
|--|-------------|--------------|--------------------|------------------|-------------------|
| 34-All other funds sent to Conference for connectional mission and ministry | 2,996 | 16,265 | 17,204 | 5,580 | 42,045 |
| 35-Total Annual Conference Special Sunday Offerings | 4,388 | 7,623 | 8,484 | 3,525 | 24,020 |
| 36a-Human Relations Sunday | 308 | 863 | 182 | 10 | 1,363 |
| 36b-UMCOR Sunday | 7,287 | 3,429 | 5,051 | 1,848 | 17,615 |
| 36c-Peace with Justice Sunday | 60 | 592 | 20 | 0 | 672 |
| 36d-Native American Ministries Sunday | 1,107 | 878 | 118 | 0 | 2,103 |
| 36e-World Communion Sunday | 380 | 3,366 | 910 | 456 | 5,112 |
| 36f-United Methodist Student Day | 60 | 733 | 108 | 20 | 921 |
| 37-Total amount given directly to United Methodist causes (not sent to Conference) | 30,719 | 3,508,498 | 1,700,584 | 47,464 | 5,287,265 |
| 38-Total amount given to non-United Methodist benevolent and charitable causes | 775,834 | 6,148,206 | 4,459,452 | 538,497 | 11,921,989 |
| Ministerial Support | | | | | |
| 39-Total paid for direct-billed clergy pension and other non-health benefits | 202,192 | 889,372 | 800,685 | 281,785 | 2,174,034 |
| 40-Total paid for direct-billed clergy health benefits | 254,028 | 1,179,214 | 1,043,537 | 350,267 | 2,827,046 |
| 41a-Base Compensation paid to Senior Pastor | 1,705,281 | 4,543,507 | 3,409,998 | 2,026,730 | 11,685,516 |
| 41aa-Amount received from equitable compensation or other conference grants toward Senior Pastor's base compensation | 36,307 | 54,467 | 15,000 | 0 | 105,774 |
| 41b-Base Compensation paid to all Associate Pastors | 91,480 | 2,062,946 | 1,796,544 | 179,906 | 4,130,876 |
| 41bb-Amount received from conference grants toward Associate's base compensation | 31,950 | 120,165 | 139,923 | 30,000 | 322,038 |
| 41c-Base compensation paid to Deacons | 6,800 | 531,282 | 692,172 | 69,155 | 1,299,409 |
| 42a-Housing benefits paid to/for Senior Pastor | 483,423 | 1,518,019 | 1,664,062 | 547,765 | 4,213,269 |
| 42b-Housing benefits paid to/for all Associate Pastors | 56,617 | 967,994 | 950,084 | 64,518 | 2,039,213 |
| 42c-Housing benefits paid to/for any Deacons not included in 41a or 41b | 6,800 | 282,700 | 370,459 | 20,400 | 680,359 |
| 43-Total amount paid to pastor, associates and deacons for accountable reimbursements | 124,028 | 146,090 | 236,465 | 98,390 | 604,973 |
| 44-Total amount paid to pastor, associates and deacons for any other cash allowances (non-accountable) | 17,092 | 78,681 | 142,049 | 78,979 | 316,801 |

2018 STATISTICS
DISTRICT AND CONFERENCE TOTALS

| | EAST | METRO | NO. CENTRAL | NORTHWEST | NTC TOTALS |
|--|-------------|--------------|--------------------|------------------|-------------------|
| Local Church Expenditures | | | | | |
| 45-Total amount paid in salary and benefits for all other church staff and diaconal ministers | 2,213,231 | 21,617,597 | 17,667,155 | 2,558,975 | 44,056,958 |
| 46-Total amount spent for local church program expenses | 475,024 | 4,860,880 | 2,946,799 | 578,164 | 8,860,867 |
| 47-Total amount spent for other local church operating expenses | 2,230,674 | 9,991,417 | 8,198,491 | 2,575,235 | 22,995,817 |
| Debt Payments and Building Improvements | | | | | |
| 48-Total amount paid for principal and interest on indebtedness, loans, mortgages, etc. | 692,789 | 6,858,029 | 9,997,495 | 868,604 | 18,416,917 |
| 49-Total amount paid on capital expenditures for building, improvements, and major equipment purchases | 1,344,028 | 27,910,308 | 14,820,361 | 2,249,410 | 46,324,107 |
| 50-TOTAL CHURCH EXPENSES | 11,862,800 | 98,593,468 | 75,805,973 | 14,505,573 | 200,767,814 |
| Received for Annual Budget/Spending Plan | | | | | |
| 51-Number of giving units | 3923 | 21078 | 20588 | 4973 | 50,562 |
| 52a-Amount received through pledges | 2,870,367 | 36,990,082 | 33,802,975 | 3,782,464 | 77,445,888 |
| 52b-Amount received from non-pledging, but identified givers | 6,098,064 | 23,468,463 | 19,649,745 | 7,268,048 | 56,484,320 |
| 52c-Amount received from unidentified givers | 383,221 | 1,657,482 | 1,114,080 | 395,740 | 3,550,523 |
| 52d-Amount received from interest and dividends and/or transferred from liquid assets | 185,706 | 903,919 | 47,189 | 291,226 | 1,428,040 |
| 52e-Amount received from sale of church assets for budget | 16,310 | 56,722 | 5,063 | 47,165 | 125,260 |
| 52f-Amount received through building use fees, contributions, and rentals | 169,946 | 2,743,950 | 1,539,729 | 138,593 | 4,592,218 |
| 52g-Amount received through fundraisers and other sources | 178,758 | 3,505,001 | 725,240 | 331,871 | 4,740,870 |
| 52t-Total income for annual budget/spending plan | 9,902,372 | 69,325,619 | 56,884,021 | 12,255,107 | 148,367,119 |

**2018 STATISTICS
DISTRICT AND CONFERENCE TOTALS**

| | EAST | METRO | NO. CENTRAL | NORTHWEST | NTC TOTALS |
|--|-------------------|-------------------|--------------------|-------------------|--------------------|
| Received for Capital Campaigns and other designated special projects | | | | | |
| 53a-Capital campaigns | 779,931 | 13,812,994 | 12,094,883 | 1,154,916 | 27,842,724 |
| 53b-Memorials, endowments, and bequests | 1,891,476 | 2,088,367 | 1,269,959 | 331,266 | 5,581,068 |
| 53c-Funds from other sources and projects, including sale of buildings | 245,748 | 2,304,589 | 470,655 | 1,572,957 | 4,593,949 |
| 53d-Amount received for Special Sundays, General Advance Specials, World Service Specials, Conference Advance Specials and other forms of directed benevolent giving | 74,096 | 1,208,821 | 1,377,639 | 164,475 | 2,825,031 |
| 53t-Total income for designated causes including capital campaign and other special projects | 2,991,251 | 19,414,771 | 15,213,136 | 3,223,614 | 40,842,772 |
| Received from Connectional Funds or other external sources | | | | | |
| pastor | 36,307 | 19,306 | 0 | 0 | 55,613 |
| 54b-Advance Specials, apportioned and connectional funds received by church | 35,644 | 290,999 | 155,689 | 30,000 | 512,332 |
| sources | 55,970 | 370,298 | 79,012 | 53,621 | 558,901 |
| 54t-Total income from connectional and other institutional sources outside the local church | 127,921 | 680,603 | 234,701 | 83,621 | 1,126,846 |
| 55-TOTAL CHURCH INCOME | 13,021,544 | 89,420,993 | 72,331,858 | 15,562,342 | 190,336,737 |

STATISTICAL

TABLES

2018

East District Table 1

| CHURCH MEMBERSHIP | | | | | | | | | | | | | | | | | | | | |
|-------------------|---------------------------|---------------------|--|--|---|---|--|---|---|-------------------------------------|--------------------------------------|---|--|--|---------------------------|--|-------|-------|-----------------|-----------------|
| | | RECEIVED | | | | | | | REMOVED | | | | | | | MEMBERSHIP ETHNICITY | | | | |
| | CHURCH NAME | PASTOR'S NAME | 1 | 2a | 2b | 2c | 2d | 2e | 2f | 3a | 3b | 3c | 3d | 3e | 3f | 4 | 5a | 5b | 5c | 5d |
| | | | Total Professing Members At Close Of Last Year | Received This Year On Profession Of Faith Through Confirmation | Received This Year On Profession Of Faith Other Than Confirmation | Membership Restored By Affirmation Of Faith | Previous Year's Reporting Errors-Added By Correction | Transferred In From Another United Methodist Church | Received From Other Non-United Methodist Churches | Removed By Charge Conference Action | Withdrawn From Professing Membership | Previous Year's Reporting Errors -Removed by Correction | Transferred Out To Other United Methodist Churches | Transferred Out To Non-United Methodist Church | Removed By Death/Deceased | TOTAL PROFESSING MEMBERS AT CLOSE OF THIS YEAR | Asian | Black | Hispanic/Latino | Native American |
| 1 | Aley | Eston Williams | 44 | 0 | 1 | 0 | 0 | 0 | 0 | 0 | 22 | 0 | 1 | 0 | 2 | 20 | 0 | 1 | 2 | 0 |
| 2 | Amnona | Don C. Benton | 19 | 0 | 0 | 0 | 0 | 1 | 0 | 0 | 0 | 0 | 0 | 2 | 2 | 16 | 0 | 0 | 0 | 0 |
| 3 | Boxelder | Don C. Benton | 30 | 0 | 0 | 0 | 0 | 0 | 0 | 0 | 0 | 0 | 0 | 0 | 1 | 29 | 0 | 0 | 0 | 0 |
| 4 | Lone Star | Don C. Benton | 21 | 0 | 0 | 0 | 0 | 0 | 0 | 0 | 0 | 0 | 0 | 0 | 2 | 19 | 0 | 0 | 0 | 0 |
| 5 | Abala | Daniel Lewis | 26 | 0 | 2 | 0 | 0 | 1 | 0 | 0 | 0 | 0 | 0 | 0 | 0 | 29 | 0 | 0 | 0 | 0 |
| 6 | Gafford Chapel | Daniel Lewis | 58 | 0 | 0 | 0 | 24 | 0 | 0 | 0 | 0 | 0 | 0 | 0 | 2 | 80 | 0 | 0 | 1 | 16 |
| 7 | Avery | Jack Cloyd | 118 | 0 | 0 | 0 | 0 | 1 | 0 | 0 | 0 | 0 | 0 | 0 | 3 | 116 | 0 | 0 | 0 | 7 |
| 8 | Williams Chapel | Jack Cloyd | 43 | 0 | 0 | 0 | 0 | 0 | 0 | 0 | 0 | 0 | 0 | 0 | 4 | 39 | 0 | 0 | 0 | 0 |
| 9 | Birbright | Paul M. Bailey | 40 | 0 | 0 | 0 | 0 | 0 | 0 | 0 | 0 | 0 | 0 | 0 | 1 | 39 | 0 | 0 | 0 | 0 |
| 10 | Blanton Chapel | David Riley | 16 | 0 | 0 | 0 | 0 | 0 | 0 | 10 | 0 | 0 | 0 | 0 | 0 | 6 | 0 | 0 | 0 | 0 |
| 11 | Blossom | Michael Wood | 82 | 0 | 0 | 0 | 0 | 0 | 0 | 0 | 0 | 0 | 0 | 0 | 1 | 81 | 0 | 1 | 1 | 0 |
| 12 | Shady Grove | Susan Leddy | 12 | 0 | 0 | 0 | 0 | 0 | 0 | 0 | 0 | 0 | 0 | 0 | 1 | 11 | 0 | 0 | 0 | 6 |
| 13 | Bogata | Edward Lee | 115 | 0 | 0 | 0 | 0 | 0 | 0 | 0 | 0 | 0 | 0 | 0 | 3 | 112 | 0 | 0 | 0 | 0 |
| 14 | Bonham First | Dana Coker | 300 | 0 | 0 | 3 | 1 | 0 | 0 | 0 | 4 | 0 | 1 | 5 | 11 | 283 | 0 | 1 | 0 | 0 |
| 15 | Lanius | Steven Knox | 12 | 0 | 0 | 0 | 0 | 0 | 0 | 0 | 0 | 0 | 0 | 0 | 0 | 12 | 0 | 0 | 0 | 0 |
| 16 | Bonham Wesley | Rickey Robbins | 31 | 0 | 0 | 0 | 0 | 0 | 0 | 0 | 0 | 2 | 0 | 0 | 2 | 27 | 0 | 0 | 0 | 0 |
| 17 | Telephone | Rickey Robbins | 13 | 0 | 0 | 0 | 0 | 0 | 0 | 0 | 0 | 5 | 0 | 0 | 1 | 7 | 0 | 0 | 0 | 1 |
| 18 | Caddo Mills | Cathy Partridge | 75 | 4 | 11 | 6 | 0 | 5 | 11 | 17 | 0 | 0 | 4 | 0 | 0 | 91 | 0 | 1 | 5 | 0 |
| 19 | Celeste | Ashley "Ash" Harmon | 69 | 0 | 1 | 0 | 0 | 3 | 0 | 0 | 0 | 0 | 2 | 0 | 1 | 70 | 0 | 0 | 2 | 0 |
| 20 | Kingston | Ashley "Ash" Harmon | 30 | 0 | 4 | 0 | 0 | 0 | 0 | 0 | 0 | 0 | 1 | 0 | 0 | 33 | 0 | 0 | 0 | 0 |
| 21 | Charleston | Janita Lyn Phillips | 105 | 0 | 0 | 0 | 3 | 2 | 1 | 0 | 0 | 0 | 0 | 0 | 0 | 111 | 0 | 0 | 0 | 0 |
| 22 | Clarksville McKenzie Mem. | Jerry Colgrove | 131 | 0 | 0 | 0 | 0 | 3 | 1 | 0 | 0 | 0 | 3 | 3 | 5 | 124 | 0 | 0 | 0 | 0 |
| 23 | Clarksville St. Paul | Evelyn Kelly | 41 | 0 | 0 | 0 | 5 | 0 | 0 | 0 | 0 | 0 | 0 | 0 | 0 | 46 | 0 | 46 | 0 | 0 |
| 24 | College Mound | Robert Williams | 271 | 0 | 1 | 0 | 0 | 1 | 3 | 0 | 0 | 70 | 0 | 0 | 4 | 202 | 0 | 0 | 8 | 1 |
| 25 | Commerce First | Samuel Caldwell | 371 | 9 | 3 | 1 | 0 | 6 | 4 | 24 | 0 | 0 | 3 | 0 | 6 | 361 | 0 | 5 | 5 | 0 |

East District Table 1 (Continued)

| CHURCH MEMBERSHIP | | | | | | | | | | | | | | | | | | | | |
|-------------------|-------------------------|--|--|---|---|--|---|---|-------------------------------------|--------------------------------------|---|--|--|---------------------------|--|-------|-------|-----------------|-----------------|----|
| | | RECEIVED | | | | | | REMOVED | | | | | | MEMBERSHIP ETHNICITY | | | | | | |
| | | Total Professing Members At Close Of Last Year | Received This Year On Profession Of Faith Through Confirmation | Received This Year On Profession Of Faith Other Than Confirmation | Membership Restored By Affirmation Of Faith | Previous Year's Reporting Errors-Added By Correction | Transferred In From Another United Methodist Church | Received From Other Non-United Methodist Churches | Removed By Charge Conference Action | Withdrawn From Professing Membership | Previous Year's Reporting Errors -Removed by Correction | Transferred Out To Other United Methodist Churches | Transferred Out To Non-United Methodist Church | Removed By Death/Deceased | TOTAL PROFESSING MEMBERS AT CLOSE OF THIS YEAR | Asian | Black | Hispanic/Latino | Native American | |
| | CHURCH NAME | PASTOR'S NAME | 1 | 2a | 2b | 2c | 2d | 2e | 2f | 3a | 3b | 3c | 3d | 3e | 3f | 4 | 5a | 5b | 5c | 5d |
| 26 | Como | Beverly Olsen | 72 | 2 | 0 | 0 | 0 | 0 | 0 | 0 | 0 | 0 | 0 | 0 | 1 | 73 | 0 | 0 | 2 | 0 |
| 27 | Pine Forest | Beverly Olsen | 16 | 0 | 0 | 0 | 0 | 0 | 0 | 0 | 0 | 0 | 0 | 0 | 0 | 16 | 0 | 0 | 0 | 0 |
| 28 | Cooper | David Turner | 89 | 0 | 0 | 0 | 0 | 3 | 1 | 0 | 0 | 0 | 0 | 0 | 2 | 91 | 0 | 0 | 0 | 0 |
| 29 | Crandall | James Wilkins | 55 | 1 | 0 | 0 | 0 | 2 | 0 | 0 | 0 | 0 | 0 | 1 | 0 | 57 | 0 | 0 | 3 | 0 |
| 30 | Cumby | Duncan Graham | 49 | 0 | 0 | 0 | 0 | 0 | 0 | 0 | 0 | 0 | 0 | 0 | 0 | 49 | 0 | 0 | 0 | 0 |
| 31 | Cuthand | John Purviance | 256 | 0 | 4 | 0 | 0 | 5 | 0 | 0 | 0 | 0 | 0 | 0 | 0 | 265 | 0 | 1 | 4 | 0 |
| 32 | Deport | Nancy Russell | 62 | 0 | 0 | 0 | 0 | 0 | 0 | 3 | 0 | 17 | 0 | 0 | 3 | 39 | 0 | 0 | 0 | 0 |
| 33 | Detroit Martin Memorial | Pete Adrian | 34 | 0 | 0 | 0 | 0 | 0 | 0 | 0 | 4 | 0 | 0 | 0 | 0 | 30 | 0 | 0 | 0 | 0 |
| 34 | Woodland | Mona Millard | 34 | 0 | 0 | 0 | 0 | 0 | 0 | 0 | 0 | 0 | 0 | 0 | 0 | 34 | 0 | 0 | 0 | 0 |
| 35 | Ector | Dee Morton | 75 | 0 | 0 | 0 | 0 | 0 | 0 | 0 | 0 | 0 | 0 | 0 | 2 | 73 | 0 | 1 | 2 | 0 |
| 36 | Mulberry | Dee Morton | 19 | 0 | 0 | 0 | 0 | 0 | 2 | 0 | 0 | 0 | 0 | 0 | 2 | 19 | 0 | 0 | 2 | 0 |
| 37 | Enloe | Stacey Smith | 50 | 0 | 0 | 0 | 0 | 0 | 0 | 0 | 0 | 0 | 0 | 0 | 0 | 50 | 0 | 0 | 0 | 0 |
| 38 | Ben Franklin | Stacey Smith | 14 | 0 | 0 | 0 | 0 | 0 | 0 | 0 | 0 | 0 | 0 | 0 | 0 | 14 | 0 | 0 | 0 | 0 |
| 39 | Kavanaugh | John Kay | 183 | 2 | 0 | 3 | 0 | 1 | 2 | 0 | 0 | 0 | 0 | 0 | 5 | 186 | 0 | 0 | 4 | 0 |
| 40 | Salem-Kinser | Michael Langdon | 116 | 0 | 0 | 0 | 0 | 0 | 0 | 0 | 0 | 6 | 0 | 0 | 2 | 108 | 0 | 0 | 1 | 0 |
| 41 | Floyd | Michael Langdon | 11 | 0 | 0 | 0 | 0 | 0 | 0 | 0 | 0 | 0 | 0 | 0 | 0 | 11 | 0 | 0 | 2 | 0 |
| 42 | Greenville Wesley | Christopher Yost | 700 | 4 | 10 | 3 | 0 | 23 | 26 | 215 | 0 | 0 | 6 | 0 | 11 | 534 | 1 | 3 | 4 | 2 |
| 43 | Westview | Deana Lowe | 60 | 0 | 0 | 0 | 1 | 0 | 0 | 0 | 0 | 0 | 0 | 0 | 5 | 56 | 1 | 0 | 0 | 0 |
| 44 | Grove Hill | Jim McIntire | 13 | 0 | 0 | 0 | 0 | 2 | 0 | 0 | 0 | 0 | 0 | 0 | 0 | 15 | 0 | 0 | 1 | 0 |
| 45 | Honey Grove McKenzie | Craig Clark | 116 | 0 | 0 | 0 | 0 | 0 | 3 | 0 | 0 | 0 | 0 | 0 | 0 | 119 | 0 | 0 | 0 | 0 |
| 46 | Forest Hill | Craig Clark | 25 | 0 | 0 | 0 | 0 | 1 | 0 | 0 | 0 | 0 | 0 | 0 | 1 | 25 | 0 | 0 | 1 | 0 |
| 47 | Kaufman | Jerry Putnam | 347 | 0 | 2 | 0 | 0 | 11 | 0 | 0 | 0 | 47 | 2 | 9 | 0 | 302 | 0 | 0 | 0 | 0 |
| 48 | Kemp | David Sprattley | 88 | 0 | 0 | 0 | 0 | 2 | 1 | 0 | 0 | 0 | 4 | 0 | 2 | 85 | 0 | 0 | 0 | 0 |
| 49 | Becker | David Sprattley | 42 | 0 | 0 | 0 | 0 | 1 | 0 | 0 | 0 | 0 | 0 | 0 | 2 | 41 | 0 | 0 | 0 | 0 |
| 50 | Ladonia | Michael Rowe | 35 | 0 | 0 | 0 | 0 | 0 | 1 | 0 | 0 | 2 | 0 | 0 | 0 | 34 | 0 | 0 | 0 | 0 |

East District Table 1 (Continued)

| CHURCH MEMBERSHIP | | | | | | | | | | | | | | | | | | | | | |
|-------------------|--------------------------|-------------------|--|----|--|---|---|--|---|---|-------------------------------------|--------------------------------------|---|--|--|---------------------------|--|-------|-------|-----------------|-----------------|
| RECEIVED | | | | | | | | | | | REMOVED | | | | | MEMBERSHIP ETHNICITY | | | | | |
| | CHURCH NAME | PASTORS NAME | 1 | 2a | 2b | 2c | 2d | 2e | 2f | 3a | 3b | 3c | 3d | 3e | 3f | 4 | 5a | 5b | 5c | 5d | |
| | | | Total Professing Members At Close Of Last Year | | Received This Year On Profession Of Faith Through Confirmation | Received This Year On Profession Of Faith Other Than Confirmation | Membership Restored By Affirmation Of Faith | Previous Year's Reporting Errors-Added By Correction | Transferred In From Another United Methodist Church | Received From Other Non-United Methodist Churches | Removed By Charge Conference Action | Withdrawn From Professing Membership | Previous Year's Reporting Errors -Removed by Correction | Transferred Out To Other United Methodist Churches | Transferred Out To Non-United Methodist Church | Removed By Death/Deceased | TOTAL PROFESSING MEMBERS AT CLOSE OF THIS YEAR | Asian | Black | Hispanic/Latino | Native American |
| 51 | Pecan Gap | Michael Rowe | 54 | 0 | 0 | 0 | 0 | 0 | 0 | 0 | 11 | 0 | 0 | 3 | 2 | 3 | 35 | 3 | 0 | 0 | 5d |
| 52 | Leonard | Joe D Gist | 215 | 0 | 0 | 0 | 0 | 2 | 2 | 0 | 0 | 2 | 0 | 2 | 2 | 211 | 0 | 1 | 0 | 152 | |
| 53 | Lone Oak | Susan Gross | 49 | 0 | 0 | 0 | 0 | 0 | 0 | 0 | 0 | 0 | 0 | 0 | 0 | 49 | 0 | 0 | 0 | 053 | |
| 54 | Mabank | Daniel Gurley | 338 | 0 | 6 | 2 | 0 | 5 | 6 | 2 | 9 | 27 | 6 | 1 | 9 | 303 | 0 | 2 | 24 | 054 | |
| 55 | Miller Grove | Howard Strickland | 55 | 0 | 8 | 0 | 0 | 0 | 0 | 0 | 0 | 0 | 0 | 0 | 0 | 63 | 0 | 0 | 0 | 055 | |
| 56 | Mt. Vernon First | Stephen Cotten | 401 | 5 | 3 | 0 | 0 | 4 | 0 | 2 | 37 | 0 | 10 | 6 | 8 | 350 | 0 | 2 | 3 | 156 | |
| 57 | Old Saltillo | Stephen Cotten | 18 | 0 | 0 | 0 | 0 | 0 | 0 | 0 | 0 | 0 | 0 | 0 | 0 | 18 | 0 | 0 | 0 | 057 | |
| 58 | Belk | Mark Hutchison | 39 | 0 | 0 | 0 | 0 | 0 | 0 | 0 | 0 | 0 | 0 | 0 | 0 | 39 | 0 | 0 | 0 | 058 | |
| 59 | Chicota | Mark Hutchison | 11 | 0 | 0 | 0 | 0 | 0 | 0 | 0 | 0 | 0 | 0 | 0 | 0 | 11 | 0 | 0 | 0 | 059 | |
| 60 | Powderly First | Mark Hutchison | 110 | 0 | 0 | 0 | 0 | 0 | 0 | 0 | 0 | 0 | 0 | 0 | 1 | 109 | 0 | 0 | 0 | 060 | |
| 61 | Mount Tabor-Summer | Mark Hutchison | 15 | 0 | 1 | 0 | 0 | 0 | 0 | 0 | 0 | 0 | 0 | 0 | 0 | 16 | 0 | 0 | 0 | 061 | |
| 62 | Oak Grove: Wilson Chapel | Steve W. Gibbs | 18 | 0 | 0 | 0 | 0 | 0 | 0 | 0 | 0 | 0 | 0 | 0 | 0 | 18 | 0 | 0 | 0 | 062 | |
| 63 | Rosser First | Steve W. Gibbs | 32 | 0 | 0 | 0 | 0 | 0 | 0 | 0 | 0 | 0 | 0 | 0 | 0 | 32 | 0 | 0 | 0 | 063 | |
| 64 | Calvary | Timothy E Marks | 432 | 0 | 7 | 1 | 0 | 19 | 0 | 21 | 1 | 0 | 0 | 2 | 10 | 425 | 1 | 0 | 0 | 064 | |
| 65 | Paris First | Rob Spencer | 821 | 7 | 0 | 2 | 0 | 3 | 8 | 0 | 0 | 0 | 18 | 0 | 10 | 813 | 0 | 0 | 0 | 165 | |
| 66 | Connections | Rob Spencer | 40 | 0 | 3 | 0 | 0 | 5 | 0 | 0 | 0 | 0 | 0 | 0 | 0 | 48 | 4 | 0 | 0 | 066 | |
| 67 | Party Barn Church | Rob Spencer | 0 | 0 | 0 | 0 | 0 | 0 | 0 | 0 | 0 | 0 | 0 | 0 | 0 | 0 | 0 | 0 | 0 | 067 | |
| 68 | Mt. Zion | Eddie Jean Adams | 119 | 0 | 1 | 0 | 0 | 0 | 2 | 0 | 0 | 0 | 0 | 0 | 2 | 120 | 0 | 120 | 0 | 068 | |
| 69 | Pickton | Henry Suche | 71 | 0 | 0 | 0 | 0 | 0 | 0 | 0 | 0 | 0 | 2 | 2 | 0 | 67 | 0 | 0 | 0 | 069 | |
| 70 | Poetry | David Owsley | 29 | 0 | 0 | 1 | 0 | 2 | 2 | 0 | 0 | 0 | 0 | 1 | 1 | 32 | 0 | 0 | 0 | 070 | |
| 71 | Quinlan First | Mark Moore | 218 | 0 | 3 | 0 | 0 | 3 | 1 | 0 | 0 | 0 | 0 | 0 | 4 | 221 | 2 | 0 | 4 | 271 | |
| 72 | Roxton | Edrue Dodd | 74 | 0 | 0 | 0 | 0 | 0 | 0 | 10 | 0 | 0 | 0 | 0 | 3 | 61 | 0 | 0 | 0 | 072 | |
| 73 | Oak Park | Edrue Dodd | 69 | 0 | 0 | 0 | 0 | 2 | 0 | 0 | 0 | 0 | 0 | 1 | 3 | 67 | 0 | 0 | 0 | 073 | |
| 74 | Sulphur Springs First | Edward Lantz | 749 | 13 | 2 | 0 | 0 | 8 | 16 | 3 | 3 | 0 | 5 | 13 | 8 | 756 | 5 | 5 | 4 | 074 | |
| 75 | Sulphur Bluff | Edward Lantz | 27 | 0 | 0 | 0 | 0 | 0 | 0 | 1 | 0 | 0 | 0 | 0 | 1 | 25 | 1 | 0 | 0 | 075 | |

East District Table 1 (Continued)

| CHURCH MEMBERSHIP | | | | | | | | | | | | | | | | | | | |
|----------------------------|--------------------|--|--|---|---|--|---|---|-------------------------------------|--------------------------------------|---|--|--|---------------------------|--|-------|-------|-----------------|-----------------|
| RECEIVED | | | | | | | | | | REMOVED | | | | MEMBERSHIP ETHNICITY | | | | | |
| | | 1 | 2a | 2b | 2c | 2d | 2e | 2f | 3a | 3b | 3c | 3d | 3e | 3f | 4 | 5a | 5b | 5c | 5d |
| | | Total Professing Members At Close Of Last Year | Received This Year On Profession Of Faith Through Confirmation | Received This Year On Profession Of Faith Other Than Confirmation | Membership Restored By Affirmation Of Faith | Previous Year's Reporting Errors-Added By Correction | Transferred In From Another United Methodist Church | Received From Other Non-United Methodist Churches | Removed By Charge Conference Action | Withdrawn From Professing Membership | Previous Year's Reporting Errors -Removed by Correction | Transferred Out To Other United Methodist Churches | Transferred Out To Non-United Methodist Church | Removed By Death/Deceased | TOTAL PROFESSING MEMBERS AT CLOSE OF THIS YEAR | Asian | Black | Hispanic/Latino | Native American |
| CHURCH NAME | PASTOR'S NAME | 28 | 0 | 0 | 0 | 0 | 2 | 0 | 0 | 0 | 0 | 0 | 3 | 1 | 26 | 0 | 0 | 0 | 0 |
| 76 Tira | Edward Lantz | 136 | 4 | 2 | 1 | 0 | 0 | 4 | 10 | 0 | 0 | 0 | 0 | 3 | 134 | 0 | 0 | 0 | 0 |
| 77 Sulphur Springs: Wesley | Steven B. Cook | 423 | 3 | 4 | 1 | 0 | 7 | 0 | 0 | 0 | 0 | 0 | 0 | 5 | 433 | 3 | 1 | 2 | 0 |
| 78 Terrell First | Peter McNabb | 28 | 0 | 1 | 0 | 0 | 0 | 0 | 0 | 0 | 0 | 0 | 0 | 2 | 27 | 0 | 27 | 0 | 0 |
| 79 Terrell Warren Chapel | Doris L. Smith | 124 | 0 | 5 | 0 | 0 | 0 | 2 | 0 | 0 | 0 | 2 | 4 | 0 | 125 | 0 | 0 | 5 | 0 |
| 80 Trenton | Kathy McLean-Davis | 78 | 0 | 0 | 0 | 0 | 0 | 0 | 18 | 0 | 0 | 0 | 0 | 3 | 57 | 0 | 0 | 0 | 0 |
| 81 Virginia Point | Louella Williams | 16 | 0 | 0 | 0 | 0 | 1 | 0 | 0 | 0 | 0 | 0 | 0 | 1 | 16 | 0 | 0 | 0 | 0 |
| 82 Windom | Steven Knox | 169 | 7 | 0 | 0 | 1 | 5 | 3 | 0 | 0 | 0 | 1 | 1 | 7 | 176 | 0 | 1 | 0 | 0 |
| 83 Winnsboro First | Debra Lyons | 75 | 0 | 0 | 0 | 2 | 1 | 2 | 1 | 0 | 0 | 1 | 0 | 1 | 77 | 0 | 0 | 5 | 0 |
| 84 Tinney Chapel | Michael Moore | 122 | 0 | 0 | 2 | 0 | 3 | 3 | 0 | 0 | 0 | 0 | 0 | 4 | 126 | 0 | 4 | 3 | 0 |
| 85 Wolfe City First | Phillip Clay | 21 | 0 | 0 | 0 | 0 | 0 | 0 | 0 | 0 | 0 | 21 | 0 | 0 | 0 | 0 | 0 | 0 | 0 |
| 86 Campbell | Deana Lowe | 0 | 0 | 0 | 0 | 0 | 0 | 0 | 0 | 0 | 0 | 0 | 0 | 0 | 0 | 0 | 0 | 0 | 0 |
| 87 EAST DISTRICT | Victor Casad | 9858 | 61 | 85 | 26 | 37 | 146 | 107 | 348 | 82 | 176 | 98 | 58 | 182 | 9376 | 21 | 223 | 100 | 17 |
| TOTAL 2018 | | 10278 | 48 | 63 | 10 | 90 | 104 | 102 | 359 | 56 | 81 | 84 | 50 | 207 | 9858 | 28 | 227 | 124 | 21 |
| TOTAL 2017 | | -420 | 13 | 22 | 16 | -53 | 42 | 5 | -11 | 26 | 95 | 14 | 8 | -25 | -482 | -7 | -4 | -24 | -4 |
| Inc/Dec 2018 over 2017 | | | | | | | | | | | | | | | | | | | |

East District Table 2

| CHURCH MEMBERSHIP | | | | | | | | | | | | | | | | | | | | CHRISTIAN FORMATION GROUPS (CFG) | | | | | |
|-------------------|---------------------------|----------------------|-------|--------------|----------------------------|-------------------|------|-------------------------|---|--------------------------------------|---|---|--|---|------------------------------|---|---|--|---|--|-------------------|--|--|--|--|
| | CHURCH NAME | MEMBERSHIP ETHNICITY | | | | MEMBERSHIP GENDER | | | MEMBERSHIP GENDER | | | | | | | MEMBERSHIP ETHNICITY | | | | | MEMBERSHIP GENDER | | | | |
| | | Pacific Islander | White | Multi-Racial | TOTAL MEMBERSHIP ETHNICITY | Female | Male | TOTAL MEMBERSHIP GENDER | Avg Attendance At All Weekly Worship Services | Number Of Persons Who Worship Online | Number Of Persons Baptized This Year (0-12 Yrs) | Number Of Persons Baptized This Year (13 Yrs-Older) | TOTAL NUMBER OF PERSONS BAPTIZED THIS YEAR | Total Baptized Members Who Have Not Become Professing Members | Number Of Other Constituents | Number Of Children CFG Participants And Leaders (Ages 0-11) | Number Of Youth CFG Participants And Leaders (Ages 12-18) | Number Of Young Adults CFG Participants And Leaders (Ages 19-30) | Number Of Other Adult CFG Participants And Leaders (Ages 31+) | TOTAL CHRISTIAN FORMATION GROUP PARTICIPANTS | | | | | |
| | | 5e | 5f | 5g | 5 | 6a | 6b | 6 | 7 | 7a | 8a | 8b | 8 | 9 | 10 | 11a | 11b | 11c | 11d | 11 | | | | | |
| 1 | Aley | 0 | 17 | 0 | 20 | 13 | 7 | 20 | 33 | 0 | 0 | 1 | 1 | 0 | 0 | 0 | 0 | 0 | 8 | 81 | | | | | |
| 2 | Annona | 0 | 16 | 0 | 16 | 11 | 5 | 16 | 10 | 0 | 0 | 0 | 0 | 0 | 6 | 0 | 0 | 0 | 8 | 82 | | | | | |
| 3 | Boxelder | 0 | 29 | 0 | 29 | 18 | 11 | 29 | 14 | 0 | 0 | 0 | 0 | 1 | 6 | 0 | 0 | 0 | 6 | 63 | | | | | |
| 4 | Lone Star | 0 | 19 | 0 | 19 | 11 | 8 | 19 | 6 | 0 | 0 | 0 | 0 | 0 | 0 | 0 | 0 | 0 | 6 | 64 | | | | | |
| 5 | Arbala | 0 | 29 | 0 | 29 | 16 | 13 | 29 | 20 | 0 | 0 | 0 | 0 | 0 | 12 | 0 | 0 | 0 | 5 | 55 | | | | | |
| 6 | Gafford Chapel | 0 | 77 | 1 | 80 | 39 | 41 | 80 | 29 | 0 | 0 | 0 | 0 | 10 | 12 | 7 | 10 | 4 | 25 | 466 | | | | | |
| 7 | Avery | 0 | 108 | 8 | 116 | 60 | 56 | 116 | 55 | 0 | 2 | 0 | 2 | 24 | 40 | 22 | 6 | 6 | 32 | 667 | | | | | |
| 8 | Williams Chapel | 0 | 39 | 0 | 39 | 19 | 20 | 39 | 24 | 0 | 1 | 0 | 1 | 0 | 4 | 10 | 0 | 0 | 13 | 238 | | | | | |
| 9 | Birthright | 0 | 39 | 0 | 39 | 24 | 15 | 39 | 15 | 0 | 0 | 0 | 0 | 0 | 0 | 0 | 0 | 0 | 14 | 149 | | | | | |
| 10 | Blanton Chapel | 0 | 6 | 0 | 6 | 3 | 3 | 6 | 6 | 0 | 0 | 0 | 0 | 0 | 0 | 0 | 0 | 0 | 6 | 610 | | | | | |
| 11 | Blossom | 0 | 77 | 2 | 81 | 43 | 38 | 81 | 30 | 0 | 0 | 0 | 0 | 0 | 12 | 8 | 0 | 1 | 16 | 2511 | | | | | |
| 12 | Shady Grove | 0 | 5 | 0 | 11 | 5 | 6 | 11 | 15 | 0 | 1 | 0 | 1 | 6 | 12 | 8 | 2 | 3 | 1 | 1412 | | | | | |
| 13 | Bogata | 0 | 109 | 3 | 112 | 77 | 35 | 112 | 35 | 0 | 0 | 0 | 0 | 0 | 5 | 8 | 5 | 0 | 37 | 5013 | | | | | |
| 14 | Bonham First | 0 | 282 | 0 | 283 | 157 | 126 | 283 | 109 | 0 | 0 | 0 | 0 | 19 | 19 | 31 | 16 | 6 | 96 | 14914 | | | | | |
| 15 | Lannius | 0 | 12 | 0 | 12 | 7 | 5 | 12 | 7 | 0 | 0 | 0 | 0 | 0 | 0 | 0 | 0 | 0 | 6 | 615 | | | | | |
| 16 | Bonham Wesley | 0 | 27 | 0 | 27 | 16 | 11 | 27 | 18 | 0 | 0 | 0 | 0 | 0 | 0 | 4 | 1 | 0 | 0 | 516 | | | | | |
| 17 | Telephone | 0 | 6 | 0 | 7 | 5 | 2 | 7 | 5 | 0 | 0 | 0 | 0 | 0 | 0 | 0 | 0 | 0 | 4 | 417 | | | | | |
| 18 | Caddo Mills | 0 | 78 | 7 | 91 | 53 | 38 | 91 | 75 | 0 | 4 | 5 | 9 | 36 | 47 | 38 | 19 | 4 | 33 | 9418 | | | | | |
| 19 | Celeste | 0 | 68 | 0 | 70 | 40 | 30 | 70 | 40 | 0 | 0 | 0 | 0 | 0 | 7 | 4 | 8 | 0 | 12 | 2419 | | | | | |
| 20 | Kingston | 0 | 33 | 0 | 33 | 17 | 16 | 33 | 18 | 0 | 0 | 0 | 0 | 0 | 13 | 0 | 4 | 0 | 8 | 1220 | | | | | |
| 21 | Charleston | 0 | 111 | 0 | 111 | 56 | 55 | 111 | 57 | 0 | 0 | 0 | 0 | 47 | 35 | 12 | 0 | 0 | 0 | 1221 | | | | | |
| 22 | Clarksville McKenzie Mem. | 0 | 124 | 0 | 124 | 71 | 53 | 124 | 63 | 0 | 0 | 0 | 0 | 0 | 6 | 0 | 0 | 0 | 48 | 4822 | | | | | |
| 23 | Clarksville St. Paul | 0 | 0 | 0 | 46 | 26 | 20 | 46 | 27 | 0 | 2 | 0 | 2 | 2 | 4 | 10 | 2 | 2 | 13 | 2723 | | | | | |
| 24 | College Mound | 0 | 184 | 9 | 202 | 118 | 84 | 202 | 76 | 0 | 1 | 0 | 1 | 1 | 10 | 15 | 3 | 6 | 60 | 8424 | | | | | |
| 25 | Commerce First | 0 | 351 | 0 | 361 | 200 | 161 | 361 | 1546 | 1409 | 3 | 0 | 3 | 28 | 22 | 146 | 14 | 249 | 88 | 49725 | | | | | |

East District Table 2 (Continued)

| CHRISTIAN FORMATION GROUPS (CFG) | | | | | | | | | | | | | | | | | | | |
|--|-------------------------|---|-----|---|-----|-----|-----|-----|-----|----|---|----|-----|-----|-----|-----|-----|-----|-----|
| TOTAL CHRISTIAN FORMATION GROUP PARTICIPANTS | | | | | | | | | | | | | | | | | | | |
| Number Of Other Adult CFG Participants And Leaders (Ages 31+) | | | | | | | | | | | | | | | | | | | |
| Number Of Young Adults CFG Participants And Leaders (Ages 19-30) | | | | | | | | | | | | | | | | | | | |
| Number Of Youth CFG Participants And Leaders (Ages 12-18) | | | | | | | | | | | | | | | | | | | |
| Number Of Children CFG Participants And Leaders (Ages 0-11) | | | | | | | | | | | | | | | | | | | |
| 26 | Como | 0 | 71 | 0 | 73 | 41 | 32 | 73 | 37 | 0 | 0 | 0 | 0 | 10 | 11a | 11b | 11c | 11d | 11 |
| 27 | Pine Forest | 0 | 16 | 0 | 16 | 9 | 7 | 16 | 14 | 0 | 0 | 0 | 0 | 0 | 0 | 0 | 0 | 8 | 8 |
| 28 | Cooper | 0 | 91 | 0 | 91 | 49 | 42 | 91 | 40 | 0 | 0 | 0 | 15 | 6 | 9 | 0 | 0 | 44 | 53 |
| 29 | Crandall | 0 | 54 | 0 | 57 | 32 | 25 | 57 | 22 | 0 | 1 | 3 | 1 | 13 | 5 | 1 | 6 | 7 | 19 |
| 30 | Cumby | 0 | 49 | 0 | 49 | 35 | 14 | 49 | 25 | 0 | 0 | 0 | 0 | 0 | 4 | 1 | 0 | 0 | 5 |
| 31 | Cuthand | 0 | 260 | 0 | 265 | 139 | 126 | 265 | 216 | 0 | 2 | 5 | 37 | 65 | 95 | 50 | 40 | 50 | 235 |
| 32 | Deport | 0 | 39 | 0 | 39 | 23 | 16 | 39 | 18 | 0 | 0 | 0 | 0 | 3 | 0 | 0 | 0 | 8 | 8 |
| 33 | Detroit Martin Memorial | 0 | 30 | 0 | 30 | 22 | 8 | 30 | 13 | 0 | 0 | 0 | 0 | 4 | 0 | 0 | 0 | 7 | 7 |
| 34 | Woodland | 0 | 34 | 0 | 34 | 21 | 13 | 34 | 15 | 0 | 0 | 0 | 0 | 0 | 0 | 0 | 0 | 18 | 18 |
| 35 | Ector | 0 | 70 | 0 | 73 | 46 | 27 | 73 | 28 | 0 | 0 | 0 | 0 | 14 | 0 | 2 | 2 | 31 | 35 |
| 36 | Mulberry | 0 | 17 | 0 | 19 | 13 | 6 | 19 | 10 | 0 | 0 | 0 | 0 | 4 | 0 | 0 | 0 | 10 | 10 |
| 37 | Enloe | 0 | 50 | 0 | 50 | 24 | 26 | 50 | 32 | 0 | 0 | 0 | 0 | 0 | 0 | 4 | 0 | 0 | 4 |
| 38 | Ben Franklin | 0 | 14 | 0 | 14 | 6 | 8 | 14 | 10 | 0 | 0 | 0 | 0 | 0 | 0 | 0 | 0 | 0 | 0 |
| 39 | Kavanaugh | 0 | 182 | 0 | 186 | 109 | 77 | 186 | 85 | 0 | 1 | 2 | 59 | 21 | 29 | 13 | 0 | 70 | 112 |
| 40 | Salem-Kinser | 1 | 106 | 0 | 108 | 81 | 27 | 108 | 30 | 0 | 0 | 0 | 2 | 10 | 0 | 0 | 0 | 23 | 23 |
| 41 | Floyd | 0 | 8 | 0 | 11 | 8 | 3 | 11 | 7 | 0 | 0 | 0 | 0 | 1 | 0 | 0 | 0 | 0 | 0 |
| 42 | Greenville Wesley | 0 | 524 | 0 | 534 | 320 | 214 | 534 | 375 | 22 | 7 | 12 | 118 | 151 | 107 | 53 | 4 | 242 | 406 |
| 43 | Westview | 0 | 54 | 1 | 56 | 37 | 19 | 56 | 34 | 0 | 0 | 0 | 0 | 13 | 3 | 3 | 0 | 13 | 19 |
| 44 | Grove Hill | 0 | 14 | 0 | 15 | 6 | 9 | 15 | 10 | 0 | 0 | 0 | 0 | 5 | 0 | 0 | 0 | 0 | 0 |
| 45 | Honey Grove McKenzie | 0 | 115 | 4 | 119 | 62 | 57 | 119 | 67 | 4 | 0 | 0 | 21 | 29 | 16 | 16 | 11 | 41 | 84 |
| 46 | Forest Hill | 0 | 23 | 1 | 25 | 17 | 8 | 25 | 19 | 0 | 0 | 0 | 0 | 13 | 0 | 0 | 0 | 6 | 6 |
| 47 | Kaufman | 0 | 295 | 7 | 302 | 175 | 127 | 302 | 81 | 0 | 0 | 2 | 0 | 15 | 56 | 5 | 0 | 41 | 102 |
| 48 | Kemp | 0 | 85 | 0 | 85 | 50 | 35 | 85 | 35 | 0 | 0 | 0 | 24 | 27 | 12 | 2 | 0 | 31 | 45 |
| 49 | Becker | 0 | 41 | 0 | 41 | 21 | 20 | 41 | 16 | 0 | 0 | 0 | 0 | 13 | 3 | 0 | 0 | 0 | 3 |
| 50 | Ladonia | 0 | 34 | 0 | 34 | 22 | 12 | 34 | 33 | 15 | 0 | 0 | 3 | 0 | 20 | 13 | 0 | 3 | 36 |

[illegible]

East District Table 2 (Continued)

| | CHURCH MEMBERSHIP | | | | | | | | | | CHRISTIAN FORMATION GROUPS (CFG) | | | | | | | | |
|-------------------------|----------------------------|------|----|------|-------------------------|------|------|---|-------|----|--|-----|-----|------|------|-----|-----|------|-------|
| | MEMBERSHIP ETHNICITY | | | | MEMBERSHIP GENDER | | | | | | TOTAL CHRISTIAN FORMATION GROUP PARTICIPANTS | | | | | | | | |
| | TOTAL MEMBERSHIP ETHNICITY | | | | TOTAL MEMBERSHIP GENDER | | | Number Of Other Constituents | | | Number Of Other Adult CFG Participants And Leaders (Ages 31+) | | | | | | | | |
| | Multi-Racial | | | | Male | | | Total Baptized Members Who Have Not Become Professing Members | | | Number Of Young Adults CFG Participants And Leaders (Ages 19-30) | | | | | | | | |
| | White | | | | Female | | | TOTAL NUMBER OF PERSONS BAPTIZED THIS YEAR | | | Number Of Youth CFG Participants And Leaders (Ages 12-18) | | | | | | | | |
| | Pacific Islander | | | | | | | Number Of Persons Baptized This Year (0-12 Yrs) | | | Number Of Children CFG Participants And Leaders (Ages 0-11) | | | | | | | | |
| CHURCH NAME | 5e | 5f | 5g | 5 | 6a | 6b | 6 | 7 | 7a | 8a | 8b | 8 | 9 | 10 | 11a | 11b | 11c | 11d | 11 |
| Tira | 0 | 26 | 0 | 26 | 13 | 13 | 26 | 16 | 0 | 0 | 0 | 0 | 5 | 7 | 3 | 2 | 0 | 4 | 976 |
| Sulphur Springs: Wesley | 0 | 134 | 0 | 134 | 80 | 54 | 134 | 92 | 0 | 2 | 2 | 2 | 2 | 20 | 15 | 20 | 9 | 72 | 11677 |
| Terrell First | 0 | 424 | 3 | 433 | 252 | 181 | 433 | 404 | 300 | 0 | 3 | 3 | 77 | 121 | 19 | 12 | 13 | 126 | 17078 |
| Terrell Warren Chapel | 0 | 0 | 0 | 27 | 19 | 8 | 27 | 16 | 0 | 0 | 0 | 0 | 0 | 12 | 2 | 2 | 3 | 3 | 1079 |
| Trenton | 0 | 120 | 0 | 125 | 73 | 52 | 125 | 89 | 42 | 3 | 6 | 9 | 4 | 48 | 4 | 13 | 3 | 35 | 5580 |
| Virginia Point | 0 | 57 | 0 | 57 | 33 | 24 | 57 | 35 | 0 | 0 | 0 | 0 | 0 | 22 | 3 | 5 | 0 | 10 | 18181 |
| Windom | 0 | 16 | 0 | 16 | 11 | 5 | 16 | 17 | 5 | 0 | 1 | 1 | 0 | 6 | 0 | 0 | 0 | 6 | 682 |
| Winnboro First | 0 | 175 | 0 | 176 | 100 | 76 | 176 | 106 | 15 | 1 | 3 | 4 | 1 | 57 | 5 | 12 | 2 | 47 | 6683 |
| Tinney Chapel | 0 | 58 | 14 | 77 | 47 | 30 | 77 | 43 | 0 | 0 | 0 | 0 | 0 | 13 | 2 | 7 | 3 | 44 | 5684 |
| Wolfe City First | 0 | 119 | 0 | 126 | 76 | 50 | 126 | 51 | 4 | 2 | 0 | 2 | 2 | 42 | 12 | 15 | 5 | 17 | 4985 |
| Campbell | 0 | 0 | 0 | 0 | 0 | 0 | 0 | 0 | 0 | 0 | 0 | 0 | 0 | 0 | 0 | 0 | 0 | 0 | 86 |
| EAST DISTRICT | 0 | 0 | 0 | 0 | 0 | 0 | 0 | 0 | 0 | 0 | 0 | 0 | 0 | 0 | 0 | 0 | 0 | 0 | 87 |
| TOTAL 2018 | 1 | 8949 | 65 | 9376 | 5435 | 3941 | 9376 | 6123 | 1849 | 73 | 49 | 122 | 826 | 1782 | 1081 | 597 | 506 | 2716 | 4900 |
| TOTAL 2017 | 4 | 9403 | 51 | 9858 | 5736 | 4122 | 9858 | 4411 | 5700 | 65 | 41 | 106 | 864 | 1644 | 921 | 644 | 468 | 2941 | 4974 |
| Inc/Dec 2018 over 2017 | -3 | -454 | 14 | -482 | -301 | -181 | -482 | 1712 | -3851 | 8 | 8 | 16 | -38 | 138 | 160 | -47 | 38 | -225 | -74 |

East District Table 3

| | CHRISTIAN FORMATION GROUPS (CFG) INCLUDING SUNDAY SCHOOL | | | | | | UMM | | UMW | | MISSION ENGAGEMENT | | | | | | | ASSETS AND DEBT | | | | |
|----|--|--|---|---------------------------------------|--|--|---|-----|------|-----|--------------------|-----|-----|----|-----|-----|-----|-----------------|----|----|--|---|
| | | Total Enrolled In Confirmation Preparation Classes This Year | Avg Weekly Attendance (all ages) In Sunday School Or Other Weekly Education Classes | Participants In Vacation Bible School | Number Of Ongoing Sunday Church School Classes Offered | Number Of Ongoing Small Groups, Support Groups, Or Classes Offered (Other Than Sunday Church School) | Number Of Support Groups Or Small Groups Offered Short Term | 18a | 18b | 19a | 19b | 20a | 20b | 21 | 21a | 21b | 22 | 23 | 24 | 25 | Market Value Of Church-Owned Land, Buildings, Vehicles And Equipment | Market Value of Financial And Other Liquid Assets |
| 1 | Aley | 0 | 8 | 0 | 1 | 0 | 0 | 0 | 0 | 6 | 2142 | 0 | 0 | 1 | 0 | 1 | 8 | 8042 | 24 | 25 | 9764 | 1 |
| 2 | Annona | 0 | 6 | 0 | 1 | 1 | 0 | 0 | 0 | 0 | 0 | 0 | 0 | 0 | 0 | 0 | 0 | 0 | | | 406200 | 9764 |
| 3 | Boxelder | 0 | 5 | 0 | 1 | 0 | 0 | 0 | 0 | 0 | 0 | 0 | 0 | 1 | 0 | 0 | 3 | 75 | | | 617327 | 10357 |
| 4 | Lone Star | 0 | 6 | 0 | 1 | 0 | 0 | 0 | 0 | 0 | 0 | 0 | 0 | 1 | 0 | 0 | 10 | 50 | | | 419091 | 22368 |
| 5 | Arbala | 0 | 0 | 0 | 0 | 1 | 0 | 0 | 0 | 0 | 0 | 0 | 0 | 0 | 0 | 0 | 0 | 0 | | | 82000 | 71659 |
| 6 | Gafford Chapel | 0 | 25 | 0 | 4 | 2 | 0 | 0 | 0 | 0 | 0 | 0 | 0 | 0 | 0 | 0 | 25 | 75 | | | 96830 | 155431 |
| 7 | Avery | 0 | 30 | 0 | 3 | 0 | 0 | 0 | 0 | 0 | 0 | 0 | 0 | 7 | 0 | 0 | 16 | 487 | | | 664500 | 45485 |
| 8 | Williams Chapel | 0 | 23 | 0 | 2 | 0 | 0 | 0 | 0 | 0 | 0 | 0 | 0 | 2 | 0 | 1 | 23 | 115 | | | 951577 | 83228 |
| 9 | Birbright | 0 | 15 | 0 | 2 | 1 | 1 | 0 | 0 | 0 | 0 | 0 | 0 | 0 | 0 | 0 | 7 | 495 | | | 75153 | 92049 |
| 10 | Blanton Chapel | 0 | 6 | 0 | 1 | 0 | 0 | 0 | 0 | 0 | 0 | 0 | 0 | 0 | 0 | 0 | 0 | 0 | | | 403000 | 13202 |
| 11 | Blossom | 0 | 0 | 20 | 0 | 0 | 0 | 0 | 0 | 0 | 0 | 0 | 0 | 3 | 0 | 1 | 20 | 2000 | | | 120000 | 2969 |
| 12 | Shady Grove | 2 | 12 | 6 | 1 | 1 | 0 | 0 | 0 | 0 | 0 | 0 | 0 | 6 | 0 | 6 | 15 | 2500 | | | 408000 | 13000 |
| 13 | Bogata | 0 | 10 | 45 | 1 | 1 | 1 | 20 | 1655 | 0 | 3331 | 0 | 0 | 2 | 0 | 2 | 15 | 4300 | | | 270000 | 6624 |
| 14 | Bonham First | 0 | 94 | 35 | 11 | 9 | 1 | 0 | 0 | 29 | 1380 | 0 | 0 | 7 | 0 | 7 | 89 | 420 | | | 996818 | 35901 |
| 15 | Lannius | 0 | 5 | 0 | 1 | 0 | 0 | 0 | 0 | 0 | 0 | 0 | 0 | 0 | 0 | 0 | 0 | 0 | | | 2813820 | 60047 |
| 16 | Bonham Wesley | 0 | 4 | 0 | 0 | 1 | 0 | 0 | 0 | 0 | 0 | 0 | 0 | 2 | 0 | 0 | 2 | 50 | | | 34030 | 3380 |
| 17 | Telephone | 0 | 4 | 0 | 0 | 0 | 0 | 0 | 0 | 0 | 0 | 0 | 0 | 0 | 0 | 0 | 0 | 0 | | | 414430 | 1588 |
| 18 | Caddo Mills | 5 | 35 | 50 | 3 | 4 | 2 | 0 | 0 | 0 | 0 | 0 | 0 | 4 | 0 | 4 | 55 | 140 | | | 150000 | 9003 |
| 19 | Celeste | 2 | 16 | 0 | 2 | 2 | 2 | 6 | 0 | 21 | 500 | 0 | 0 | 6 | 4 | 3 | 35 | 400 | | | 540000 | 44430 |
| 20 | Kingston | 5 | 10 | 0 | 1 | 2 | 1 | 7 | 300 | 4 | 700 | 0 | 0 | 6 | 2 | 3 | 17 | 300 | | | 470000 | 88768 |
| 21 | Charleston | 0 | 12 | 0 | 1 | 0 | 0 | 0 | 0 | 0 | 0 | 0 | 0 | 0 | 0 | 0 | 22 | 385 | | | 239769 | 13681 |
| 22 | Clarksville McKenzie Mem. | 0 | 27 | 0 | 3 | 1 | 0 | 0 | 0 | 0 | 0 | 0 | 0 | 3 | 1 | 3 | 24 | 800 | | | 85000 | 34921 |
| 23 | Clarksville St. Paul | 0 | 8 | 0 | 2 | 2 | 2 | 6 | 0 | 14 | 275 | 0 | 0 | 7 | 0 | 3 | 20 | 43 | | | 2163188 | 65215 |
| 24 | College Mound | 0 | 45 | 35 | 6 | 4 | 4 | 0 | 0 | 26 | 3306 | 0 | 0 | 11 | 1 | 2 | 32 | 2518 | | | 180000 | 10291 |
| 25 | Commerce First | 9 | 42 | 60 | 6 | 15 | 10 | 0 | 0 | 0 | 0 | 0 | 0 | 12 | 5 | 10 | 435 | 2050 | | | 17444 | 102623 |
| | | | | | | | | | | | | | | | | | | | | | 7513500 | 196682 |

East District Table 3 (Continued)

| CHURCH NAME | CHRISTIAN FORMATION GROUPS (CFG) INCLUDING SUNDAY SCHOOL | | | | | | UMM | | | UMW | | | MISSION ENGAGEMENT | | | | | | | ASSETS AND DEBT | |
|----------------------------|--|---|---------------------------------------|--|--|---|-----|------|-----|------|-----|-----|---|---|---|--|---|--|---|-----------------|--|
| | Total Enrolled In Confirmation Preparation Classes This Year | Avg Weekly Attendance (all ages) In Sunday School Or Other Weekly Education Classes | Participants In Vacation Bible School | Number Of Ongoing Sunday Church School Classes Offered | Number Of Ongoing Small Groups, Support Groups, Or Classes Offered (Other Than Sunday Church School) | Number Of Support Groups Or Small Groups Offered Short Term | 18a | 18b | 19a | 19b | 20a | 20b | Total Number Of Community Ministries For Outreach, Justice, And Mercy Offered | Of The Ministries Counted In Line 21, How Many Focus On Global/Regional Health? | Of The Ministries Counted In Line 21, How Many Focus On Engaging In Ministry With The Poor/Socially Marginalized? | Number Of Persons From Your Congregation Serving In Mission/Community Ministries | Number Of Persons Served By Community Ministries For Outreach, Justice, And Mercy | Market Value Of Church-Owned Land, Buildings, Vehicles And Equipment | Market Value Of Financial And Other Liquid Assets | | |
| | 12 | 13 | 14 | 15 | 16 | 17 | 18a | 18b | 19a | 19b | 20a | 20b | 21 | 21a | 21b | 22 | 23 | 24 | 25 | | |
| 26 Como | 2 | 17 | 28 | 5 | 0 | 1 | 0 | 0 | 0 | 0 | 0 | 0 | 1 | 1 | 1 | 4 | 20 | 72649 | 231853 | 26 | |
| 27 Pine Forest | 0 | 8 | 0 | 1 | 0 | 0 | 0 | 0 | 0 | 0 | 0 | 0 | 1 | 0 | 1 | 9 | 450 | 85000 | 45101 | 27 | |
| 28 Cooper | 0 | 33 | 0 | 4 | 2 | 1 | 0 | 0 | 15 | 200 | 0 | 0 | 2 | 0 | 2 | 33 | 2200 | 1500000 | 30321 | 28 | |
| 29 Crandall | 1 | 8 | 10 | 2 | 1 | 0 | 7 | 0 | 7 | 0 | 0 | 0 | 2 | 0 | 2 | 8 | 4500 | 400000 | 9217 | 29 | |
| 30 Cumby | 0 | 3 | 25 | 1 | 0 | 0 | 0 | 0 | 0 | 0 | 0 | 0 | 5 | 0 | 5 | 5 | 275 | 396601 | 37000 | 30 | |
| 31 Cuthand | 0 | 68 | 200 | 9 | 3 | 2 | 0 | 0 | 0 | 0 | 0 | 0 | 2 | 0 | 2 | 30 | 250 | 588000 | 128287 | 31 | |
| 32 Deport | 0 | 8 | 15 | 1 | 0 | 1 | 0 | 0 | 12 | 206 | 0 | 0 | 5 | 0 | 2 | 15 | 1000 | 762027 | 33901 | 32 | |
| 33 Detroit Martin Memorial | 0 | 0 | 0 | 0 | 1 | 0 | 0 | 0 | 0 | 0 | 0 | 0 | 1 | 0 | 1 | 4 | 30 | 517238 | 55800 | 33 | |
| 34 Woodland | 0 | 15 | 0 | 2 | 1 | 0 | 0 | 0 | 0 | 0 | 0 | 0 | 3 | 0 | 3 | 8 | 15 | 155000 | 26309 | 34 | |
| 35 Ector | 0 | 8 | 18 | 1 | 3 | 1 | 0 | 0 | 12 | 1100 | 0 | 0 | 3 | 1 | 2 | 17 | 600 | 480000 | 57173 | 35 | |
| 36 Mulberry | 0 | 4 | 0 | 1 | 1 | 1 | 0 | 0 | 0 | 0 | 0 | 0 | 2 | 0 | 2 | 10 | 550 | 200000 | 23888 | 36 | |
| 37 Enloe | 0 | 30 | 0 | 2 | 0 | 0 | 0 | 0 | 10 | 0 | 0 | 0 | 0 | 0 | 0 | 0 | 0 | 187000 | 23978 | 37 | |
| 38 Ben Franklin | 0 | 0 | 0 | 0 | 0 | 0 | 0 | 0 | 0 | 0 | 0 | 0 | 0 | 0 | 0 | 0 | 0 | 150000 | 575 | 38 | |
| 39 Kavanaugh | 2 | 60 | 20 | 6 | 5 | 3 | 0 | 0 | 0 | 0 | 0 | 0 | 3 | 0 | 3 | 64 | 250 | 562647 | 810050 | 39 | |
| 40 Salem-Kinser | 0 | 22 | 0 | 2 | 2 | 0 | 0 | 0 | 0 | 0 | 0 | 0 | 0 | 0 | 0 | 0 | 0 | 1784861 | 76852 | 40 | |
| 41 Floyd | 0 | 0 | 0 | 0 | 0 | 0 | 0 | 0 | 0 | 0 | 0 | 0 | 0 | 0 | 0 | 0 | 0 | 149048 | 24070 | 41 | |
| 42 Greenville Wesley | 4 | 139 | 107 | 13 | 10 | 8 | 0 | 0 | 16 | 2500 | 0 | 0 | 23 | 3 | 11 | 175 | 3200 | 11455033 | 307450 | 42 | |
| 43 Westview | 0 | 16 | 0 | 3 | 1 | 0 | 0 | 0 | 0 | 0 | 0 | 0 | 1 | 1 | 1 | 23 | 100 | 1863556 | 45032 | 43 | |
| 44 Grove Hill | 0 | 0 | 0 | 0 | 0 | 0 | 0 | 0 | 0 | 0 | 0 | 0 | 0 | 0 | 0 | 0 | 0 | 363225 | 64389 | 44 | |
| 45 Honey Grove McKenzie | 0 | 42 | 23 | 4 | 4 | 3 | 0 | 0 | 33 | 0 | 0 | 0 | 4 | 0 | 4 | 25 | 75 | 1389079 | 329425 | 45 | |
| 46 Forest Hill | 0 | 4 | 0 | 1 | 1 | 0 | 0 | 0 | 0 | 0 | 0 | 0 | 0 | 0 | 0 | 0 | 0 | 50000 | 30944 | 46 | |
| 47 Kaufman | 0 | 28 | 90 | 5 | 4 | 3 | 0 | 1000 | 39 | 3340 | 0 | 0 | 14 | 0 | 7 | 63 | 3350 | 2757500 | 149984 | 47 | |
| 48 Kemp | 0 | 22 | 41 | 6 | 3 | 2 | 0 | 0 | 0 | 0 | 0 | 0 | 3 | 0 | 3 | 18 | 475 | 627299 | 127536 | 48 | |
| 49 Becker | 0 | 3 | 0 | 1 | 0 | 1 | 0 | 0 | 0 | 0 | 0 | 0 | 0 | 0 | 0 | 1 | 250 | 174591 | 79677 | 49 | |
| 50 Ladonia | 0 | 0 | 0 | 0 | 0 | 1 | 0 | 0 | 0 | 0 | 0 | 0 | 2 | 0 | 2 | 6 | 275 | 190000 | 25412 | 50 | |

East District Table 3 (Continued)

| CHURCH NAME | CHRISTIAN FORMATION GROUPS (CFG) INCLUDING SUNDAY SCHOOL | | | | | | UMM | | UMW | | MISSION ENGAGEMENT | | | | | | | ASSETS AND DEBT | |
|-----------------------------|--|---|---------------------------------------|--|--|---|-----|------|-----|------|--------------------|-----|---|---|---|--|---|--|---|
| | Total Enrolled In Confirmation Preparation Classes This Year | Avg Weekly Attendance (all ages) In Sunday School Or Other Weekly Education Classes | Participants In Vacation Bible School | Number Of Ongoing Sunday Church School Classes Offered | Number Of Ongoing Small Groups, Support Groups, Or Classes Offered (Other Than Sunday Church School) | Number Of Support Groups Or Small Groups Offered Short Term | 18a | 18b | 19a | 19b | 20a | 20b | Total Number Of Community Ministries For Outreach, Justice, And Mercy Offered | Of The Ministries Counted In Line 21, How Many Focus On Global/Regional Health? | Of The Ministries Counted In Line 21, How Many Focus On Engaging In Ministry With the Poor/Socially Marginalized? | Number Of Persons From Your Congregation Serving In Mission/Community Ministries | Number Of Persons Served By Community Ministries For Outreach, Justice, And Mercy | Market Value Of Church-Owned Land, Buildings, Vehicles And Equipment | Market Value Of Financial And Other Liquid Assets |
| 51 Pecan Gap | 0 | 12 | 0 | 1 | 0 | 1 | 0 | 0 | 18 | 1889 | 0 | 0 | 3 | 0 | 3 | 20 | 450 | 239769 | 222405 |
| 52 Leonard | 0 | 32 | 42 | 8 | 6 | 2 | 19 | 460 | 38 | 2554 | 0 | 0 | 5 | 1 | 2 | 36 | 190 | 1180450 | 146028 |
| 53 Lone Oak | 0 | 8 | 0 | 1 | 0 | 1 | 0 | 0 | 11 | 200 | 0 | 0 | 1 | 0 | 0 | 6 | 325 | 618000 | 79000 |
| 54 Mabank | 0 | 50 | 38 | 6 | 9 | 2 | 30 | 0 | 0 | 0 | 1 | 2 | 8 | 2 | 5 | 220 | 13000 | 2229217 | 285121 |
| 55 Miller Grove | 0 | 18 | 0 | 2 | 1 | 0 | 0 | 0 | 0 | 0 | 0 | 0 | 0 | 0 | 0 | 2 | 200 | 331200 | 158907 |
| 56 Mt. Vernon First | 9 | 34 | 195 | 7 | 13 | 8 | 0 | 0 | 0 | 0 | 2 | 16 | 7 | 3 | 3 | 119 | 757 | 5869005 | 598790 |
| 57 Old Saltillo | 0 | 8 | 0 | 1 | 0 | 0 | 0 | 0 | 0 | 0 | 0 | 0 | 0 | 0 | 0 | 0 | 0 | 370000 | 27884 |
| 58 Belk | 0 | 0 | 0 | 0 | 2 | 0 | 0 | 0 | 0 | 0 | 0 | 0 | 2 | 0 | 2 | 6 | 100 | 202400 | 124326 |
| 59 Chicota | 0 | 0 | 0 | 0 | 1 | 0 | 0 | 0 | 0 | 0 | 0 | 0 | 1 | 0 | 0 | 4 | 150 | 95655 | 58282 |
| 60 Powderly First | 0 | 15 | 0 | 2 | 3 | 3 | 0 | 0 | 13 | 422 | 0 | 0 | 5 | 3 | 4 | 33 | 230 | 292000 | 159065 |
| 61 Mount Tabor-Summer | 0 | 8 | 0 | 1 | 0 | 0 | 0 | 0 | 0 | 0 | 0 | 0 | 1 | 0 | 0 | 2 | 100 | 157000 | 22959 |
| 62 Oak Grove: Wilson Chapel | 0 | 0 | 0 | 0 | 0 | 0 | 0 | 0 | 0 | 0 | 0 | 0 | 0 | 0 | 0 | 0 | 0 | 100000 | 70289 |
| 63 Rosser First | 0 | 0 | 0 | 0 | 0 | 0 | 0 | 0 | 0 | 0 | 0 | 0 | 0 | 0 | 0 | 0 | 0 | 53000 | 348 |
| 64 Calvary | 0 | 90 | 35 | 6 | 2 | 2 | 14 | 700 | 38 | 1500 | 0 | 0 | 2 | 0 | 0 | 20 | 400 | 3458642 | 329741 |
| 65 Paris First | 7 | 130 | 120 | 12 | 4 | 2 | 20 | 300 | 20 | 850 | 0 | 0 | 3 | 2 | 3 | 80 | 375 | 13000000 | 2551290 |
| 66 Connections | 0 | 21 | 10 | 4 | 3 | 3 | 0 | 0 | 0 | 0 | 0 | 0 | 4 | 1 | 3 | 23 | 100 | 0 | 0 |
| 67 Party Barn Church | 0 | 0 | 0 | 0 | 0 | 0 | 0 | 0 | 0 | 0 | 0 | 0 | 2 | 0 | 2 | 70 | 165 | 0 | 0 |
| 68 Mt. Zion | 0 | 12 | 0 | 3 | 3 | 1 | 10 | 0 | 22 | 0 | 0 | 0 | 2 | 0 | 2 | 9 | 54 | 590850 | 41502 |
| 69 Pickett | 0 | 21 | 0 | 4 | 2 | 0 | 0 | 0 | 8 | 325 | 0 | 0 | 0 | 0 | 0 | 0 | 0 | 530450 | 111139 |
| 70 Poetry | 0 | 6 | 0 | 1 | 2 | 2 | 0 | 0 | 0 | 0 | 0 | 0 | 0 | 0 | 0 | 29 | 2000 | 56025 | 55170 |
| 71 Quinian First | 0 | 88 | 50 | 6 | 6 | 2 | 25 | 1500 | 38 | 1200 | 0 | 0 | 4 | 0 | 4 | 30 | 3500 | 1900000 | 167893 |
| 72 Roxton | 0 | 5 | 0 | 1 | 0 | 1 | 0 | 0 | 9 | 0 | 0 | 0 | 1 | 0 | 0 | 12 | 80 | 789500 | 30826 |
| 73 Oak Park | 0 | 10 | 0 | 1 | 0 | 0 | 0 | 0 | 0 | 0 | 0 | 0 | 0 | 0 | 0 | 5 | 40 | 1886673 | 45360 |
| 74 Sulphur Springs First | 5 | 187 | 125 | 14 | 5 | 16 | 0 | 0 | 10 | 2500 | 1 | 12 | 3 | 1 | 1 | 200 | 2250 | 6800000 | 790504 |
| 75 Sulphur Bluff | 0 | 6 | 0 | 1 | 0 | 0 | 0 | 0 | 0 | 0 | 0 | 0 | 5 | 0 | 1 | 3 | 39 | 255000 | 98506 |

East District Table 3 (Continued)

| | CHRISTIAN FORMATION GROUPS (CFG) INCLUDING SUNDAY SCHOOL | | | | | | UMM | | UMW | | MISSION ENGAGEMENT | | | | | | ASSETS AND DEBT | | | |
|----|--|--|---|---------------------------------------|--|--|---|------------------------------------|--------------------------|--------------------------------------|---|--|---|---|---|---|--|---|--|---|
| | | Total Enrolled In Confirmation Preparation Classes This Year | Avg Weekly Attendance (all ages) In Sunday School Or Other Weekly Education Classes | Participants In Vacation Bible School | Number Of Ongoing Sunday Church School Classes Offered | Number Of Ongoing Small Groups, Support Groups, Or Classes Offered (Other Than Sunday Church School) | Number Of Support Groups Or Small Groups Offered Short Term | Membership In United Methodist Men | Amount Paid for Projects | Membership In United Methodist Women | Amount Paid For Local Church And Community Work (UMW) | Number of UMWIM Teams Sent From Local Church | Number Of Persons Sent On UMWIM Teams From Local Church | Total Number Of Community Ministries For Outreach, Justice, And Mercy Offered | Of The Ministries Counted In Line 21, How Many Focus On Global/Regional Health? | Of The Ministries Counted In Line 21, How Many Focus On Engaging In Ministry With the Poor/Socially Marginalized? | Number Of Persons From Your Congregation Serving In Mission/Community Ministries | Number Of Persons Served By Community Ministries For Outreach, Justice, And Mercy | Market Value Of Church-Owned Land, Buildings, Vehicles And Equipment | Market Value of Financial And Other Liquid Assets |
| | CHURCH NAME | 12 | 13 | 14 | 15 | 16 | 17 | 18a | 18b | 19a | 19b | 20a | 20b | 21 | 21a | 21b | 22 | 23 | 24 | 25 |
| 76 | Tira | 0 | 0 | 0 | 0 | 0 | 0 | 0 | 0 | 0 | 0 | 0 | 0 | 1 | 0 | 0 | 1 | 26 | 216424 | 106746 |
| 77 | Sulphur Springs: Wesley | 5 | 57 | 33 | 7 | 3 | 0 | 0 | 0 | 21 | 3129 | 0 | 0 | 3 | 0 | 3 | 56 | 9514 | 2747428 | 110445 |
| 78 | Terrell First | 4 | 48 | 45 | 4 | 5 | 2 | 11 | 0 | 0 | 0 | 0 | 0 | 5 | 2 | 3 | 25 | 1351 | 4794731 | 2959021 |
| 79 | Terrell Warren Chapel | 0 | 7 | 30 | 2 | 1 | 1 | 0 | 25 | 7 | 200 | 0 | 0 | 2 | 0 | 0 | 7 | 80 | 135000 | 1878 |
| 80 | Trenton | 0 | 29 | 0 | 4 | 4 | 0 | 0 | 0 | 0 | 0 | 0 | 0 | 4 | 0 | 3 | 40 | 1900 | 1714800 | 128228 |
| 81 | Virginia Point | 0 | 12 | 0 | 2 | 1 | 11 | 0 | 0 | 0 | 0 | 0 | 0 | 2 | 0 | 0 | 0 | 650 | 195000 | 158021 |
| 82 | Windom | 0 | 6 | 0 | 1 | 0 | 0 | 0 | 0 | 0 | 0 | 0 | 0 | 9 | 0 | 9 | 15 | 175 | 385000 | 102175 |
| 83 | Winnboro First | 0 | 47 | 0 | 5 | 7 | 1 | 10 | 0 | 17 | 1529 | 1 | 3 | 5 | 0 | 0 | 26 | 216 | 2321326 | 344009 |
| 84 | Timney Chapel | 0 | 23 | 0 | 4 | 3 | 0 | 0 | 0 | 0 | 0 | 0 | 0 | 6 | 0 | 3 | 42 | 876 | 1319638 | 84204 |
| 85 | Wolfe City First | 0 | 40 | 60 | 4 | 3 | 1 | 0 | 0 | 12 | 711 | 0 | 0 | 18 | 7 | 8 | 55 | 500 | 1303750 | 31880 |
| 86 | Campbell | 0 | 0 | 0 | 0 | 0 | 0 | 0 | 0 | 0 | 0 | 0 | 0 | 0 | 0 | 0 | 0 | 0 | 224826 | 0 |
| 87 | EAST DISTRICT | 0 | 0 | 0 | 0 | 0 | 0 | 0 | 0 | 0 | 0 | 0 | 0 | 0 | 0 | 0 | 0 | 0 | 0 | 0 |
| | TOTAL 2018 | 62 | 2016 | 1611 | 240 | 178 | 114 | 205 | 5940 | 526 | 35989 | 5 | 33 | 272 | 41 | 167 | 2587 | 82903 | 110799464 | 15938832 |
| | TOTAL 2017 | 65 | 2016 | 1827 | 241 | 154 | 99 | 165 | 7364 | 587 | 38103 | 7 | 49 | 243 | 34 | 128 | 2497 | 70517 | 109659888 | 14918965 |
| | Incl Dec 2018 over 2017 | -3 | 0 | -216 | -1 | 24 | 15 | 40 | -1424 | -61 | -2114 | -2 | -16 | 29 | 7 | 39 | 90 | 12386 | 1139576 | 1019867 |

BENEVOLENT GIVING

| | ASSETS AND DEBT | BENEVOLENT GIVING |
|---------------------------|-----------------|--|
| | | Total Amount Given To Non-United Methodist Benevolent And Charitable Causes Total Amount Given Directly To United Methodist Causes (Not Sent To Conference) UM Student Day World Communion Sunday Native American Ministries Sunday Peace With Justice Sunday UMCOR Sunday Human Relations Sunday Total Annual Conference Special Sunday Offerings All Other Funds Sent To Conference For Connectional Mission And Ministry Youth Service Fund Annual Conference Advance Specials World Service Special Gifts General Advance Specials Amount PAID By Local Church To The Conference For All Apportioned Causes Total APPORTIONED To Local Church By The Conference |
| CHURCH NAME | 26 | 27 |
| Aley | 0 | 0 |
| Annona | 0 | 0 |
| Boxelder | 0 | 0 |
| Lone Star | 0 | 0 |
| Arbala | 0 | 0 |
| Gafford Chapel | 0 | 0 |
| Avery | 0 | 0 |
| Williams Chapel | 0 | 0 |
| Birbright | 0 | 0 |
| Blanton Chapel | 0 | 0 |
| Blossom | 0 | 0 |
| Shady Grove | 0 | 0 |
| Bogata | 0 | 0 |
| Bonham First | 0 | 6934 |
| Lannius | 0 | 0 |
| Bonham Wesley | 9013 | 0 |
| Telephone | 0 | 0 |
| Caddo Mills | 0 | 0 |
| Celeste | 92483 | 0 |
| Kingston | 0 | 0 |
| Charleston | 0 | 0 |
| Clarksville McKenzie Mem. | 32545 | 0 |
| Clarksville St. Paul | 0 | 0 |
| College Mound | 0 | 0 |
| Commerce First | 0 | 0 |

East District Table 4 (Continued)

| | ASSETS AND DEBT | | BENEVOLENT GIVING | | | | | | | | | | | | | | | | |
|----------------------------|-----------------|----|-------------------|-------|------|----|------|----|------|------|-----|-----|-----|-----|-----|-----|------|--------|----|
| | 26 | 27 | 28 | 29 | 30 | 31 | 32 | 33 | 34 | 35 | 36a | 36b | 36c | 36d | 36e | 36f | 37 | 38 | |
| CHURCH NAME | | | | | | | | | | | | | | | | | | | |
| 26 Como | 0 | 0 | 6255 | 6255 | 0 | 0 | 0 | 0 | 0 | 0 | 0 | 0 | 0 | 0 | 0 | 0 | 0 | 0 | 26 |
| 27 Pine Forest | 0 | 0 | 2249 | 2249 | 0 | 0 | 0 | 0 | 0 | 0 | 0 | 0 | 0 | 0 | 0 | 0 | 0 | 0 | 27 |
| 28 Cooper | 1194 | 0 | 11821 | 10639 | 0 | 0 | 0 | 0 | 0 | 0 | 0 | 0 | 0 | 0 | 0 | 0 | 0 | 0 | 28 |
| 29 Crandall | 15000 | 0 | 3212 | 3212 | 0 | 0 | 100 | 0 | 0 | 75 | 0 | 0 | 0 | 0 | 0 | 0 | 170 | 0 | 29 |
| 30 Cumby | 0 | 0 | 2080 | 2080 | 0 | 0 | 0 | 0 | 0 | 0 | 0 | 0 | 0 | 0 | 0 | 0 | 0 | 0 | 30 |
| 31 Cuthand | 0 | 0 | 14800 | 14800 | 0 | 0 | 0 | 0 | 0 | 0 | 0 | 0 | 0 | 0 | 0 | 0 | 0 | 24000 | 31 |
| 32 Deport | 0 | 0 | 5900 | 5900 | 0 | 0 | 0 | 0 | 0 | 0 | 20 | 0 | 0 | 0 | 0 | 0 | 0 | 0 | 32 |
| 33 Detroit Martin Memorial | 0 | 0 | 4539 | 4539 | 0 | 0 | 55 | 0 | 1000 | 0 | 0 | 0 | 0 | 0 | 0 | 0 | 2000 | 11922 | 33 |
| 34 Woodland | 0 | 0 | 3176 | 3176 | 0 | 0 | 0 | 0 | 0 | 0 | 0 | 0 | 0 | 0 | 0 | 0 | 0 | 430 | 34 |
| 35 Ector | 0 | 0 | 4213 | 4213 | 0 | 0 | 0 | 0 | 0 | 0 | 0 | 0 | 0 | 0 | 0 | 0 | 0 | 2327 | 35 |
| 36 Mulberry | 0 | 0 | 1458 | 1458 | 0 | 0 | 0 | 0 | 0 | 0 | 0 | 0 | 0 | 0 | 0 | 0 | 0 | 725 | 36 |
| 37 Enloe | 0 | 0 | 3547 | 3547 | 0 | 0 | 0 | 0 | 0 | 0 | 0 | 0 | 0 | 0 | 0 | 0 | 2000 | 4500 | 37 |
| 38 Ben Franklin | 0 | 0 | 1390 | 1390 | 0 | 0 | 0 | 0 | 0 | 0 | 0 | 0 | 0 | 0 | 0 | 0 | 0 | 0 | 38 |
| 39 Kavanaugh | 0 | 0 | 34798 | 34798 | 0 | 0 | 0 | 0 | 0 | 0 | 0 | 0 | 0 | 0 | 0 | 0 | 0 | 2800 | 39 |
| 40 Salem-Kinser | 0 | 0 | 13737 | 13737 | 0 | 0 | 0 | 0 | 0 | 720 | 0 | 240 | 0 | 0 | 380 | 0 | 0 | 42800 | 40 |
| 41 Floyd | 0 | 0 | 1167 | 1167 | 0 | 0 | 0 | 0 | 0 | 0 | 0 | 0 | 0 | 0 | 0 | 0 | 0 | 3000 | 41 |
| 42 Greenville Wesley | 1615773 | 0 | 85443 | 85443 | 5485 | 0 | 1000 | 0 | 814 | 1000 | 0 | 0 | 0 | 373 | 0 | 0 | 0 | 146811 | 42 |
| 43 Westview | 0 | 0 | 9168 | 9168 | 0 | 0 | 0 | 0 | 0 | 0 | 0 | 0 | 0 | 0 | 0 | 0 | 0 | 0 | 43 |
| 44 Grove Hill | 0 | 0 | 1035 | 1035 | 0 | 0 | 0 | 0 | 0 | 0 | 0 | 0 | 0 | 0 | 0 | 0 | 300 | 700 | 44 |
| 45 Honey Grove McKenzie | 0 | 0 | 10316 | 10316 | 0 | 0 | 0 | 0 | 0 | 0 | 127 | 393 | 60 | 84 | 0 | 0 | 0 | 0 | 45 |
| 46 Forest Hill | 0 | 0 | 2354 | 2354 | 0 | 0 | 0 | 0 | 0 | 0 | 0 | 0 | 0 | 0 | 0 | 0 | 100 | 600 | 46 |
| 47 Kaufman | 0 | 0 | 33077 | 33077 | 0 | 0 | 0 | 0 | 0 | 0 | 0 | 0 | 0 | 0 | 0 | 0 | 0 | 44041 | 47 |
| 48 Kemp | 0 | 0 | 6427 | 6427 | 0 | 0 | 0 | 0 | 0 | 0 | 0 | 0 | 0 | 0 | 0 | 0 | 750 | 1000 | 48 |
| 49 Becker | 0 | 0 | 3499 | 3499 | 0 | 0 | 0 | 0 | 0 | 0 | 0 | 0 | 0 | 0 | 0 | 0 | 0 | 1357 | 49 |
| 50 Ladonia | 0 | 0 | 2755 | 2755 | 0 | 0 | 0 | 0 | 0 | 145 | 0 | 0 | 0 | 0 | 0 | 0 | 700 | 648 | 50 |

East District Table 4 (Continued)

[illegible]

East District Table 4 (Continued)

| | ASSETS AND DEBT | | BENEVOLENT GIVING | | | | | | | | | | | | | | | | |
|----------------------------|--|--------|-------------------|------------|--------|----|-------|----|--------|------|-----|------|-----|------|-----|-----|--------|---------|--|
| | Debt Secured By Church Physical Assets | | 27 | Other Debt | | | | | | | | | | | | | | | |
| CHURCH NAME | 26 | 27 | 28 | 29 | 30 | 31 | 32 | 33 | 34 | 35 | 36a | 36b | 36c | 36d | 36e | 36f | 37 | 38 | |
| 76 Tira | | 0 | 2873 | 2873 | 0 | 0 | 0 | 0 | 0 | 600 | 0 | 0 | 0 | 0 | 0 | 0 | 0 | 3988 76 | |
| 77 Sulphur Springs: Wesley | | 0 | 23662 | 23662 | 0 | 0 | 0 | 0 | 637 | 0 | 0 | 0 | 0 | 0 | 0 | 0 | 0 | 9793 77 | |
| 78 Terrell First | | 0 | 34620 | 34620 | 0 | 0 | 0 | 0 | 0 | 0 | 0 | 0 | 0 | 198 | 0 | 0 | 424 | 5014 78 | |
| 79 Terrell Warren Chapel | | 0 | 2995 | 2995 | 0 | 0 | 0 | 0 | 0 | 0 | 0 | 0 | 0 | 0 | 0 | 0 | 0 | 0 79 | |
| 80 Trenton | | 0 | 14964 | 14964 | 0 | 0 | 0 | 0 | 0 | 0 | 0 | 0 | 0 | 0 | 0 | 0 | 0 | 4254 80 | |
| 81 Virginia Point | | 0 | 5127 | 5127 | 0 | 0 | 0 | 0 | 0 | 0 | 0 | 0 | 0 | 0 | 0 | 0 | 0 | 5900 81 | |
| 82 Windom | | 0 | 1939 | 1939 | 0 | 0 | 0 | 0 | 0 | 0 | 0 | 0 | 0 | 0 | 0 | 0 | 88 | 1916 82 | |
| 83 Wimsboro First | | 0 | 25122 | 25122 | 0 | 0 | 0 | 0 | 0 | 1200 | 0 | 0 | 0 | 0 | 0 | 0 | 0 | 117 83 | |
| 84 Tinney Chapel | | 0 | 7340 | 7340 | 27 | 0 | 200 | 71 | 25 | 70 | 0 | 0 | 0 | 0 | 0 | 0 | 205 | 1959 84 | |
| 85 Wolfe City First | | 0 | 13778 | 13778 | 0 | 0 | 0 | 0 | 0 | 0 | 0 | 1552 | 0 | 0 | 0 | 0 | 516 | 1321 85 | |
| 86 Campbell | | 0 | 1359 | 1359 | 0 | 0 | 0 | 0 | 0 | 0 | 0 | 0 | 0 | 0 | 0 | 0 | 0 | 0 86 | |
| 87 EAST DISTRICT | | 0 | 0 | 256 | 0 | 0 | 0 | 0 | 0 | 0 | 0 | 0 | 0 | 0 | 0 | 0 | 0 | 0 87 | |
| TOTAL 2018 | 4120211 | 17642 | 1082903 | 1058453 | 8037 | 0 | 1356 | 71 | 2996 | 4388 | 308 | 7287 | 60 | 1107 | 380 | 60 | 30719 | 775834 | |
| TOTAL 2017 | 3340601 | 54300 | 1081054 | 1065083 | 33255 | 0 | 4118 | 0 | 38932 | 2906 | 88 | 2745 | 50 | 150 | 422 | 50 | 46519 | 769680 | |
| Inc/Dec 2018 over 2017 | 779610 | -36658 | 1849 | -6630 | -25218 | 0 | -2762 | 71 | -35936 | 1482 | 220 | 4542 | 10 | 957 | -42 | 10 | -15800 | 6154 | |

East District Table 5

| | | MINISTERIAL SUPPORT | | | | | | | | | | | LOCAL CHURCH EXPENDITURES | | | | | | | |
|----|---------------------------|---------------------|-------|-------|------|-------|-------|-----|-------|------|-----|--|---|--|-------------------------------|---------------------------------|--|--|-----------------------|----|
| | CHURCH NAME | 39 | 40 | 41a | 41aa | 41b | 41bb | 41c | 42a | 42b | 42c | Total Amount Paid To Pastor, Associate(s) And Deacons (s) For Accountable Reimbursements | Total Amount Paid To Pastor, Associates(s) And Deacons(s) For Any Other Cash Allowances (Non-Accountable) | Total Amount Paid In Salary And Benefits For All Other Church Staff And Diaconal Ministers | Local Church Program Expenses | Local Church Operating Expenses | Principal And Interest On Indebtedness, Loans, Mortgages, Etc. | Capital Expenditures For Building, Improvements, And Major Equipment Purchases | TOTAL CHURCH EXPENSES | |
| 1 | Aley | 8497 | 10668 | 52197 | 0 | 0 | 0 | 0 | 15000 | 0 | 0 | 6000 | 0 | 0 | 1129 | 6887 | 0 | 0 | 108160 | 1 |
| 2 | Ammonia | 0 | 0 | 4800 | 0 | 0 | 0 | 0 | 0 | 0 | 0 | 0 | 0 | 0 | 1694 | 9127 | 0 | 1855 | 19860 | 2 |
| 3 | Boxelder | 0 | 0 | 12000 | 0 | 0 | 0 | 0 | 0 | 0 | 0 | 0 | 0 | 0 | 837 | 9680 | 0 | 0 | 27979 | 3 |
| 4 | Lone Star | 0 | 0 | 4800 | 0 | 0 | 0 | 0 | 0 | 0 | 0 | 0 | 0 | 0 | 1908 | 4884 | 0 | 0 | 18770 | 4 |
| 5 | Arbala | 0 | 0 | 4000 | 0 | 0 | 0 | 0 | 0 | 0 | 0 | 1700 | 0 | 0 | 1100 | 2650 | 0 | 0 | 11526 | 5 |
| 6 | Gafford Chapel | 0 | 0 | 16000 | 0 | 0 | 0 | 0 | 0 | 0 | 0 | 8000 | 0 | 0 | 2373 | 13565 | 23075 | 0 | 76403 | 6 |
| 7 | Avery | 0 | 0 | 10875 | 0 | 0 | 0 | 0 | 0 | 0 | 0 | 0 | 0 | 0 | 4961 | 16964 | 0 | 360 | 43758 | 7 |
| 8 | Williams Chapel | 0 | 0 | 3625 | 0 | 0 | 0 | 0 | 0 | 0 | 0 | 0 | 0 | 0 | 1823 | 5679 | 0 | 0 | 13799 | 8 |
| 9 | Birbright | 0 | 0 | 4200 | 0 | 0 | 0 | 0 | 4200 | 0 | 0 | 0 | 0 | 0 | 2389 | 3454 | 0 | 0 | 19924 | 9 |
| 10 | Blanton Chapel | 0 | 0 | 1200 | 0 | 0 | 0 | 0 | 0 | 0 | 0 | 0 | 0 | 0 | 658 | 1205 | 0 | 0 | 5374 | 10 |
| 11 | Blossom | 0 | 0 | 4800 | 0 | 0 | 0 | 0 | 10000 | 0 | 0 | 0 | 0 | 0 | 0 | 14836 | 0 | 0 | 30236 | 11 |
| 12 | Shady Grove | 0 | 0 | 300 | 0 | 0 | 0 | 0 | 2000 | 0 | 0 | 0 | 0 | 0 | 225 | 1175 | 0 | 5407 | 11285 | 12 |
| 13 | Bogata | 5506 | 0 | 28292 | 0 | 0 | 0 | 0 | 0 | 0 | 0 | 8869 | 0 | 21325 | 3528 | 26400 | 0 | 7000 | 103416 | 13 |
| 14 | Bonham First | 7986 | 10668 | 53542 | 0 | 0 | 0 | 0 | 3076 | 0 | 0 | 4000 | 0 | 79660 | 7391 | 59739 | 22585 | 28625 | 308985 | 14 |
| 15 | Lannius | 0 | 0 | 1200 | 0 | 0 | 0 | 0 | 0 | 0 | 0 | 0 | 0 | 0 | 497 | 725 | 0 | 0 | 3101 | 15 |
| 16 | Bonham Wesley | 0 | 0 | 10900 | 0 | 0 | 0 | 0 | 0 | 0 | 0 | 0 | 109 | 2050 | 253 | 14125 | 3196 | 0 | 35535 | 16 |
| 17 | Telephone | 0 | 0 | 5000 | 0 | 0 | 0 | 0 | 0 | 0 | 0 | 0 | 0 | 0 | 108 | 1778 | 0 | 599 | 8636 | 17 |
| 18 | Caddo Mills | 7734 | 11208 | 45122 | 0 | 0 | 0 | 0 | 8691 | 0 | 0 | 0 | 0 | 14824 | 18371 | 18563 | 0 | 14119 | 151739 | 18 |
| 19 | Celeste | 0 | 0 | 12065 | 0 | 0 | 0 | 0 | 7669 | 0 | 0 | 228 | 0 | 38 | 1297 | 13830 | 10296 | 3861 | 57213 | 19 |
| 20 | Kingston | 0 | 0 | 10809 | 0 | 0 | 0 | 0 | 0 | 0 | 0 | 0 | 0 | 0 | 0 | 7591 | 0 | 0 | 21454 | 20 |
| 21 | Charleston | 0 | 0 | 0 | 0 | 0 | 0 | 0 | 18000 | 0 | 0 | 0 | 0 | 700 | 1300 | 10184 | 0 | 0 | 72750 | 21 |
| 22 | Clarksville McKenzie Mem. | 0 | 0 | 31068 | 0 | 0 | 0 | 0 | 15550 | 0 | 0 | 0 | 0 | 22621 | 521 | 42458 | 5867 | 0 | 132825 | 22 |
| 23 | Clarksville St. Paul | 0 | 0 | 6240 | 0 | 0 | 0 | 0 | 4160 | 0 | 0 | 0 | 0 | 1600 | 2100 | 5345 | 0 | 1730 | 25288 | 23 |
| 24 | College Mound | 7870 | 11227 | 40410 | 0 | 0 | 0 | 0 | 1800 | 0 | 0 | 1844 | 0 | 17500 | 8927 | 30453 | 0 | 45955 | 186179 | 24 |
| 25 | Commerce First | 10205 | 14010 | 57026 | 0 | 10650 | 31950 | 0 | 7500 | 1350 | 0 | 0 | 0 | 115301 | 8537 | 70628 | 0 | 362890 | 754864 | 25 |

East District Table 5 (Continued)

| | MINISTERIAL SUPPORT | | | | | | | | | | LOCAL CHURCH EXPENDITURES | | | | | | | |
|----------------------------|--|--------------------------------------|------------------------------------|---|--|---|---------------------------------------|--|--|---|--|---|--|-------------------------------|---------------------------------|--|--|-----------------------|
| | Direct-Billed Clergy Pension And Non-Health Benefits | Direct-Billed Clergy Health Benefits | Base Compensation To Senior Pastor | Amount Received From Equitable Compensation Or Other Conference Grants Toward Senior Pastor's Base Compensation | Base Compensation Paid To Associate(s) | Amount Received From Conference Grants Toward Associate's Base Compensation | Base Compensation Paid To/For Deacons | Housing Benefits Paid To/For Senior Pastor | Housing Benefits Paid To/For All Associate Pastors | Housing Benefits Paid To/For Deacons Not Included In 41a Or 41b | Total Amount Paid To Pastor, Associate(s) And Deacons (s) For Accountable Reimbursements | Total Amount Paid To Pastor, Associates(s) And Deacons(s) For Any Other Cash Allowances (Non-Accountable) | Total Amount Paid In Salary And Benefits For All Other Church Staff And Diaconal Ministers | Local Church Program Expenses | Local Church Operating Expenses | Principal And Interest On Indebtedness, Loans, Mortgages, Etc. | Capital Expenditures For Building, Improvements, And Major Equipment Purchases | TOTAL CHURCH EXPENSES |
| CHURCH NAME | 39 | 40 | 41a | 41aa | 41b | 41bb | 41c | 42a | 42b | 42c | 43 | 44 | 45 | 46 | 47 | 48 | 49 | 50 |
| 26 Como | 3955 | 0 | 16616 | 0 | 0 | 0 | 0 | 8400 | 0 | 0 | 400 | 0 | 2700 | 805 | 14498 | 0 | 1358 | 54987 |
| 27 Pine Forest | 0 | 0 | 10536 | 0 | 0 | 0 | 0 | 0 | 0 | 0 | 0 | 0 | 1325 | 416 | 3202 | 0 | 0 | 27838 |
| 28 Cooper | 2698 | 6387 | 33063 | 4198 | 0 | 0 | 0 | 6000 | 0 | 0 | 550 | 0 | 11222 | 4340 | 28879 | 2280 | 8812 | 119918 |
| 29 Crandall | 0 | 0 | 0 | 0 | 0 | 0 | 0 | 11400 | 0 | 0 | 225 | 0 | 0 | 4380 | 16520 | 0 | 5500 | 42477 |
| 30 Cumby | 0 | 0 | 0 | 0 | 0 | 0 | 0 | 17765 | 0 | 0 | 0 | 0 | 0 | 1970 | 2922 | 0 | 5743 | 30480 |
| 31 Cuthand | 3180 | 0 | 6000 | 0 | 0 | 0 | 0 | 5750 | 0 | 0 | 4000 | 0 | 1300 | 13060 | 34610 | 152246 | 15600 | 274546 |
| 32 Deport | 0 | 0 | 6552 | 0 | 0 | 0 | 0 | 12000 | 0 | 0 | 2200 | 0 | 0 | 2377 | 17018 | 0 | 5636 | 54268 |
| 33 Detroit Martin Memorial | 0 | 0 | 6777 | 0 | 0 | 0 | 0 | 6616 | 0 | 0 | 0 | 0 | 0 | 1745 | 19141 | 4323 | 0 | 58118 |
| 34 Woodland | 0 | 0 | 7768 | 0 | 0 | 0 | 0 | 4200 | 0 | 0 | 0 | 0 | 0 | 1781 | 7380 | 0 | 1387 | 26122 |
| 35 Ector | 0 | 0 | 0 | 0 | 0 | 0 | 0 | 7631 | 0 | 0 | 5035 | 0 | 0 | 836 | 8560 | 0 | 0 | 28602 |
| 36 Mulberry | 0 | 0 | 0 | 0 | 0 | 0 | 0 | 7000 | 0 | 0 | 3000 | 0 | 0 | 166 | 5254 | 0 | 21694 | 39297 |
| 37 Enloe | 0 | 0 | 0 | 0 | 0 | 0 | 0 | 0 | 0 | 0 | 0 | 0 | 0 | 1200 | 6000 | 0 | 0 | 17247 |
| 38 Ben Franklin | 0 | 0 | 4800 | 0 | 0 | 0 | 0 | 0 | 0 | 0 | 0 | 0 | 0 | 1000 | 2000 | 0 | 0 | 9190 |
| 39 Kavanaugh | 7691 | 10668 | 48902 | 0 | 0 | 0 | 0 | 0 | 0 | 0 | 3480 | 0 | 96546 | 8000 | 90554 | 0 | 8950 | 312389 |
| 40 Salem-Kinser | 4198 | 5604 | 35919 | 0 | 0 | 0 | 0 | 5200 | 0 | 0 | 0 | 0 | 12590 | 1017 | 38222 | 0 | 0 | 160627 |
| 41 Floyd | 31 | 0 | 5407 | 0 | 0 | 0 | 0 | 750 | 0 | 0 | 0 | 0 | 0 | 0 | 2998 | 0 | 727 | 14080 |
| 42 Greenville Wesley | 9273 | 10735 | 68317 | 0 | 0 | 0 | 0 | 44200 | 0 | 0 | 4428 | 0 | 261090 | 53772 | 190544 | 233884 | 122641 | 1239810 |
| 43 Westview | 0 | 0 | 20877 | 0 | 0 | 0 | 0 | 3370 | 0 | 0 | 333 | 0 | 21420 | 1202 | 27013 | 0 | 7606 | 90989 |
| 44 Grove Hill | 0 | 0 | 0 | 0 | 0 | 0 | 0 | 0 | 0 | 0 | 2400 | 0 | 0 | 0 | 5428 | 0 | 0 | 9863 |
| 45 Honey Grove McKenzie | 2751 | 3629 | 13664 | 0 | 9500 | 0 | 0 | 4750 | 0 | 0 | 5090 | 0 | 10018 | 1112 | 22554 | 0 | 16105 | 100153 |
| 46 Forest Hill | 671 | 907 | 7294 | 0 | 0 | 0 | 0 | 0 | 0 | 0 | 0 | 0 | 0 | 1715 | 3946 | 0 | 17791 | 35378 |
| 47 Kaufman | 8002 | 10668 | 56937 | 0 | 0 | 0 | 0 | 3377 | 0 | 0 | 0 | 0 | 46917 | 28343 | 40407 | 0 | 40035 | 311804 |
| 48 Kemp | 0 | 0 | 7379 | 0 | 0 | 0 | 0 | 18000 | 0 | 0 | 1539 | 0 | 0 | 10437 | 21173 | 0 | 15878 | 82583 |
| 49 Becker | 0 | 0 | 13650 | 0 | 0 | 0 | 0 | 0 | 0 | 0 | 0 | 0 | 1325 | 0 | 4097 | 0 | 0 | 23928 |
| 50 Ladonia | 1803 | 0 | 6800 | 0 | 0 | 0 | 0 | 5200 | 0 | 0 | 1309 | 0 | 0 | 0 | 8909 | 0 | 19120 | 47389 |

| | MINISTERIAL SUPPORT | | | | | | | | | | LOCAL CHURCH EXPENDITURES | | | | | | | |
|-----------------------------|--|--------------------------------------|------------------------------------|---|--|---|---------------------------------------|--|--|---|--|---|--|-------------------------------|---------------------------------|--|--|-----------------------|
| | 39 | 40 | 41a | 41aa | 41b | 41bb | 41c | 42a | 42b | 42c | 43 | 44 | 45 | 46 | 47 | 48 | 49 | 50 |
| CHURCH NAME | Direct-Billed Clergy Pension And Non-Health Benefits | Direct-Billed Clergy Health Benefits | Base Compensation To Senior Pastor | Amount Received From Equitable Compensation Or Other Conference Grants Toward Senior Pastor's Base Compensation | Base Compensation Paid To Associate(s) | Amount Received From Conference Grants Toward Associate's Base Compensation | Base Compensation Paid To/For Deacons | Housing Benefits Paid To/For Senior Pastor | Housing Benefits Paid To/For All Associate Pastors | Housing Benefits Paid To/For Deacons Not Included In 41a Or 41b | Total Amount Paid To Pastor, Associate(s) And Deacons (s) For Accountable Reimbursements | Total Amount Paid To Pastor, Associates(s) And Deacons(s) For Any Other Cash Allowances (Non-Accountable) | Total Amount Paid In Salary And Benefits For All Other Church Staff And Diaconal Ministers | Local Church Program Expenses | Local Church Operating Expenses | Principal And Interest On Indebtedness, Loans, Mortgages, Etc. | Capital Expenditures For Building, Improvements, And Major Equipment Purchases | TOTAL CHURCH EXPENSES |
| 51 Pecan Gap | 1803 | 0 | 7800 | 0 | 0 | 0 | 0 | 5200 | 0 | 0 | 1309 | 0 | 0 | 1752 | 10909 | 0 | 1512 | 41377 |
| 52 Leonard | 7768 | 10668 | 52270 | 0 | 0 | 0 | 0 | 3010 | 0 | 0 | 3696 | 0 | 28939 | 6477 | 40354 | 0 | 2500 | 180473 |
| 53 Lone Oak | 0 | 0 | 13374 | 0 | 0 | 0 | 0 | 4800 | 0 | 0 | 0 | 0 | 3950 | 0 | 10983 | 0 | 0 | 38078 |
| 54 Mabank | 8442 | 10668 | 72942 | 0 | 0 | 0 | 0 | 3524 | 0 | 0 | 4800 | 0 | 107964 | 21272 | 115900 | 65125 | 20362 | 507718 |
| 55 Miller Grove | 0 | 0 | 4320 | 0 | 0 | 0 | 0 | 7920 | 0 | 0 | 0 | 2400 | 1315 | 870 | 5597 | 0 | 0 | 31151 |
| 56 Mt. Vernon First | 8636 | 10668 | 70569 | 0 | 0 | 0 | 0 | 4220 | 0 | 0 | 8000 | 0 | 197936 | 19392 | 87044 | 8700 | 43226 | 546420 |
| 57 Old Satillo | 0 | 0 | 0 | 0 | 0 | 0 | 0 | 0 | 0 | 0 | 0 | 0 | 4475 | 432 | 3657 | 5563 | 1315 | 16446 |
| 58 Belk | 1588 | 2560 | 7521 | 1263 | 0 | 0 | 0 | 1320 | 0 | 0 | 696 | 0 | 0 | 0 | 3395 | 0 | 0 | 20890 |
| 59 Chicota | 1312 | 2027 | 5954 | 1043 | 0 | 0 | 0 | 1045 | 0 | 0 | 570 | 0 | 0 | 100 | 2983 | 0 | 0 | 16553 |
| 60 Powderly First | 3107 | 4587 | 13475 | 2470 | 0 | 0 | 0 | 2365 | 0 | 0 | 1290 | 0 | 0 | 1500 | 10450 | 0 | 0 | 45452 |
| 61 Mount Tabor-Summer | 898 | 1447 | 4387 | 714 | 0 | 0 | 0 | 770 | 0 | 0 | 420 | 0 | 0 | 0 | 4157 | 0 | 0 | 14453 |
| 62 Oak Grove: Wilson Chapel | 0 | 0 | 3600 | 0 | 0 | 0 | 0 | 0 | 0 | 0 | 0 | 1200 | 0 | 0 | 1685 | 0 | 0 | 8508 |
| 63 Rosser First | 0 | 0 | 3600 | 0 | 0 | 0 | 0 | 0 | 0 | 0 | 0 | 1200 | 0 | 0 | 940 | 0 | 0 | 7729 |
| 64 Calvary | 8210 | 10668 | 58515 | 0 | 0 | 0 | 0 | 7000 | 0 | 0 | 5000 | 0 | 98008 | 7964 | 68841 | 38860 | 5199 | 358302 |
| 65 Paris First | 9128 | 10681 | 101060 | 0 | 0 | 0 | 0 | 35000 | 0 | 0 | 12137 | 0 | 319252 | 66767 | 255031 | 57508 | 282485 | 1346939 |
| 66 Connections | 0 | 0 | 14500 | 0 | 0 | 0 | 0 | 0 | 35000 | 0 | 0 | 0 | 45000 | 6100 | 48650 | 0 | 0 | 149725 |
| 67 Party Barn Church | 0 | 0 | 0 | 0 | 0 | 0 | 0 | 0 | 13357 | 0 | 0 | 0 | 0 | 18212 | 50 | 0 | 0 | 31619 |
| 68 Mt. Zion | 2547 | 9612 | 18305 | 26619 | 0 | 0 | 0 | 3254 | 0 | 0 | 3042 | 350 | 9520 | 4166 | 18670 | 0 | 0 | 106163 |
| 69 Pickton | 0 | 0 | 5000 | 0 | 0 | 0 | 0 | 15000 | 0 | 0 | 213 | 0 | 0 | 1517 | 11834 | 0 | 1500 | 39005 |
| 70 Poetry | 0 | 0 | 11317 | 0 | 0 | 0 | 0 | 11434 | 0 | 0 | 500 | 0 | 0 | 0 | 16232 | 0 | 0 | 44268 |
| 71 Quinlan First | 7678 | 10668 | 40000 | 0 | 0 | 0 | 0 | 13000 | 0 | 0 | 0 | 4000 | 68398 | 3455 | 49904 | 44255 | 0 | 269710 |
| 72 Roxton | 0 | 0 | 38322 | 0 | 0 | 0 | 0 | 0 | 0 | 0 | 0 | 0 | 22472 | 9138 | 27415 | 0 | 0 | 110349 |
| 73 Oak Park | 0 | 0 | 0 | 0 | 0 | 0 | 0 | 12000 | 0 | 0 | 0 | 0 | 14102 | 219 | 17849 | 0 | 0 | 54124 |
| 74 Sulphur Springs First | 18145 | 21251 | 114322 | 0 | 60120 | 0 | 0 | 20500 | 6910 | 0 | 10681 | 0 | 340993 | 33526 | 94663 | 15026 | 46087 | 1078768 |
| 75 Sulphur Bluff | 0 | | | | | | | | | | | | | | | | | |

East District Table 5 (Continued)

| | MINISTERIAL SUPPORT | | | | | | | | | | | | LOCAL CHURCH EXPENDITURES | | | | | | | |
|----|-------------------------|--------|--------|---------|-------|-------|-------|------|--------|--------|------|--|---|--|-------------------------------|---------------------------------|--|--|-----------------------|----|
| | CHURCH NAME | 39 | 40 | 41a | 41aa | 41b | 41bb | 41c | 42a | 42b | 42c | Total Amount Paid To Pastor, Associate(s) And Deacons (s) For Accountable Reimbursements | Total Amount Paid To Pastor, Associates(s) And Deacons(s) For Any Other Cash Allowances (Non-Accountable) | Total Amount Paid In Salary And Benefits For All Other Church Staff And Diaconal Ministers | Local Church Program Expenses | Local Church Operating Expenses | Principal And Interest On Indebtedness, Loans, Mortgages, Etc. | Capital Expenditures For Building, Improvements, And Major Equipment Purchases | TOTAL CHURCH EXPENSES | |
| 76 | Tira | 0 | 0 | 0 | 0 | 6010 | 0 | 0 | 0 | 0 | 0 | 210 | 0 | 2600 | 685 | 8439 | 0 | 0 | 25405 | 76 |
| 77 | Sulphur Springs: Wesley | 7089 | 10140 | 37959 | 0 | 0 | 0 | 0 | 8899 | 0 | 0 | 2451 | 0 | 61284 | 5228 | 41868 | 0 | 41113 | 250123 | 77 |
| 78 | Terrell First | 8244 | 10668 | 55500 | 0 | 0 | 0 | 6800 | 3849 | 0 | 6800 | 125 | 6000 | 52845 | 15471 | 98127 | 0 | 49655 | 354340 | 78 |
| 79 | Terrell Warren Chapel | 0 | 0 | 6400 | 0 | 0 | 0 | 0 | 4000 | 0 | 0 | 0 | 0 | 0 | 550 | 8220 | 0 | 0 | 22165 | 79 |
| 80 | Trenton | 7750 | 10668 | 48814 | 0 | 0 | 0 | 0 | 4048 | 0 | 0 | 2449 | 212 | 6996 | 18682 | 26913 | 0 | 3124 | 148874 | 80 |
| 81 | Virginia Point | 0 | 0 | 6000 | 0 | 0 | 0 | 0 | 6000 | 0 | 0 | 0 | 0 | 7000 | 5113 | 8759 | 0 | 900 | 44799 | 81 |
| 82 | Windom | 0 | 0 | 7000 | 0 | 0 | 0 | 0 | 5000 | 0 | 0 | 18 | 0 | 0 | 316 | 4849 | 0 | 12107 | 33233 | 82 |
| 83 | Winnboro First | 7796 | 10668 | 44865 | 0 | 0 | 0 | 0 | 9600 | 0 | 0 | 1491 | 0 | 36591 | 5386 | 55281 | 0 | 43458 | 241575 | 83 |
| 84 | Tinney Chapel | 0 | 0 | 13667 | 0 | 0 | 0 | 0 | 11333 | 0 | 0 | 300 | 0 | 13858 | 5160 | 19756 | 0 | 2501 | 76472 | 84 |
| 85 | Wolfe City First | 0 | 0 | 26194 | 0 | 0 | 0 | 0 | 2077 | 0 | 0 | 0 | 0 | 27661 | 3574 | 22646 | 0 | 0 | 99319 | 85 |
| 86 | Campbell | 0 | 0 | 0 | 0 | 0 | 0 | 0 | 8000 | 0 | 0 | 0 | 0 | 0 | 0 | 4531 | 0 | 0 | 13890 | 86 |
| 87 | EAST DISTRICT | 0 | 0 | 0 | 0 | 0 | 0 | 0 | 0 | 0 | 0 | 0 | 0 | 0 | 0 | 0 | 0 | 0 | 256 | 87 |
| | TOTAL 2018 | 202192 | 254028 | 1705281 | 36307 | 91480 | 31950 | 6800 | 483423 | 56617 | 6800 | 124028 | 17092 | 2213231 | 475024 | 2230674 | 692789 | 1344028 | 11862800 | |
| | TOTAL 2017 | 206105 | 261259 | 1678003 | 32656 | 97107 | 0 | 6800 | 470763 | 74213 | 6800 | 140655 | 51465 | 2257876 | 517012 | 2046358 | 577753 | 1590213 | 11946380 | |
| | Incl/Dec 2018 over 2017 | -3913 | -7231 | 27278 | 3651 | -5627 | 31950 | 0 | 12660 | -17596 | 0 | -16627 | -34373 | -44845 | -41988 | 184316 | 115036 | -246185 | -83580 | |

East District Table 6

| | RECEIVED FOR ANNUAL BUDGET/SPENDING PLAN | | | | | | | | | RCVD FOR CAPITAL CAMPAIGNS/SPECIAL PROJECTS | | | | | RECEIVED FROM CONNECTIONAL/OTHER SOURCES | | | | |
|----|--|-----|--------|--------|-------|-------|-------|-------|---|---|-------|-------|-------|--|--|-------|-------|---|--------|
| | 51 | 52a | 52b | 52c | 52d | 52e | 52f | 52g | 52t | 53a | 53b | 53c | 53d | 53t | 54a | 54b | 54c | 54t | 55 |
| | | | | | | | | | TOTAL INCOME FOR ANNUAL BUDGET/SPENDING PLAN | | | | | TOTAL INCOME FOR DESIGNATED CAUSES INCLUDING CAPITAL CAMPAIGN AND OTHER SPECIAL PROJECTS | | | | TOTAL INCOME FROM CONNECTIONAL AND OTHER INSTITUTIONAL SOURCES OUTSIDE THE LOCAL CHURCH | |
| | | | | | | | | | Amount Received Through Fundraisers And Other Sources | | | | | Rcvd For Special Sundays, General Advance Specials & Other Direct Benevolence Giving | | | | Other Grants And Financial Support From Institutional Sources | |
| | | | | | | | | | Amount Received Through Building Use Fees, Contributions, And Rentals | | | | | Funds From Other Sources And Projects, Including Sale Of Buildings | | | | Advance Special, Apportioned And Connectional Funds | |
| | | | | | | | | | Amount Received From Sale of Church Assets For Budget | | | | | Memorials, Endowments, Bequests | | | | Equitable Compensation Funds | |
| | | | | | | | | | Amount Received From Interest and Dividends And/Or Transferred From Liquid Assets | | | | | Capital Campaigns | | | | | |
| | | | | | | | | | Amount Received From Unidentified Givers | | | | | | | | | | |
| | | | | | | | | | Amount Received From Non-Pledging, But Identified Givers | | | | | | | | | | |
| | | | | | | | | | Amount Received Through Pledges | | | | | | | | | | |
| | | | | | | | | | Number Of Giving Units | | | | | | | | | | |
| | CHURCH NAME | | | | | | | | | | | | | | | | | | |
| 1 | Aley | 44 | 53847 | 23782 | 2932 | 0 | 0 | 0 | 80561 | 0 | 0 | 0 | 0 | 0 | 0 | 0 | 0 | 0 | 80561 |
| 2 | Annona | 9 | 0 | 7841 | 2793 | 0 | 3600 | 0 | 14234 | 0 | 360 | 0 | 0 | 360 | 0 | 0 | 0 | 0 | 14594 |
| 3 | Boxelder | 12 | 0 | 24039 | 2236 | 165 | 0 | 0 | 26440 | 0 | 150 | 84 | 0 | 234 | 0 | 0 | 0 | 0 | 26674 |
| 4 | Lone Star | 4 | 0 | 16088 | 1247 | 0 | 0 | 0 | 17335 | 0 | 0 | 0 | 0 | 0 | 0 | 0 | 0 | 0 | 17335 |
| 5 | Arbala | 18 | 0 | 5300 | 0 | 0 | 0 | 5885 | 11185 | 0 | 0 | 0 | 0 | 0 | 0 | 0 | 0 | 0 | 11185 |
| 6 | Gafford Chapel | 19 | 0 | 66561 | 0 | 27 | 1593 | 11629 | 79810 | 0 | 0 | 0 | 0 | 0 | 0 | 0 | 0 | 0 | 79810 |
| 7 | Avery | 42 | 0 | 41285 | 4084 | 472 | 600 | 100 | 46541 | 0 | 3840 | 5359 | 110 | 9309 | 0 | 0 | 0 | 0 | 55850 |
| 8 | Williams Chapel | 12 | 0 | 15689 | 0 | 0 | 0 | 1847 | 17536 | 0 | 0 | 0 | 0 | 0 | 0 | 0 | 0 | 0 | 17536 |
| 9 | Birhnright | 27 | 0 | 19189 | 0 | 0 | 0 | 0 | 19189 | 0 | 0 | 0 | 0 | 0 | 0 | 0 | 0 | 0 | 19189 |
| 10 | Blanton Chapel | 4 | 0 | 5339 | 0 | 0 | 0 | 0 | 5339 | 0 | 0 | 0 | 0 | 0 | 0 | 0 | 0 | 0 | 5339 |
| 11 | Blossom | 30 | 0 | 27353 | 0 | 0 | 0 | 0 | 27353 | 0 | 0 | 0 | 600 | 600 | 0 | 0 | 0 | 0 | 27953 |
| 12 | Shady Grove | 9 | 0 | 5340 | 2179 | 0 | 0 | 0 | 7519 | 0 | 0 | 0 | 0 | 0 | 0 | 0 | 0 | 0 | 7519 |
| 13 | Bogata | 21 | 95932 | 0 | 5457 | 38 | 0 | 3203 | 104630 | 5665 | 0 | 0 | 436 | 6101 | 0 | 0 | 0 | 0 | 110731 |
| 14 | Bonham First | 107 | 185406 | 77742 | 4682 | 0 | 35101 | 0 | 302931 | 22125 | 0 | 0 | 0 | 22125 | 0 | 0 | 0 | 0 | 325066 |
| 15 | Lamius | 7 | 0 | 0 | 4523 | 0 | 0 | 0 | 4523 | 0 | 0 | 0 | 0 | 0 | 0 | 0 | 0 | 0 | 4523 |
| 16 | Bonham Wesley | 9 | 0 | 24290 | 1812 | 0 | 7040 | 0 | 33142 | 0 | 0 | 0 | 0 | 0 | 0 | 0 | 0 | 0 | 33142 |
| 17 | Telephone | 6 | 0 | 5319 | 0 | 0 | 0 | 0 | 5319 | 0 | 0 | 0 | 0 | 0 | 0 | 0 | 0 | 0 | 5319 |
| 18 | Caddo Mills | 50 | 0 | 101094 | 8448 | 42705 | 0 | 0 | 152247 | 0 | 0 | 0 | 0 | 0 | 0 | 0 | 0 | 0 | 152247 |
| 19 | Celeste | 24 | 3525 | 55048 | 2460 | 61 | 0 | 1086 | 62180 | 0 | 4904 | 0 | 0 | 4904 | 0 | 0 | 0 | 0 | 67084 |
| 20 | Kingston | 22 | 0 | 19123 | 4548 | 0 | 0 | 0 | 23671 | 0 | 0 | 0 | 0 | 0 | 0 | 0 | 0 | 0 | 23671 |
| 21 | Charleston | 57 | 0 | 10125 | 31580 | 0 | 0 | 0 | 41705 | 0 | 0 | 31176 | 0 | 31176 | 0 | 0 | 0 | 0 | 72881 |
| 22 | Clarksville McKenzie Mem. | 68 | 0 | 103176 | 1660 | 12 | 2725 | 10127 | 117700 | 0 | 0 | 0 | 0 | 0 | 0 | 0 | 0 | 0 | 117700 |
| 23 | Clarksville St. Paul | 39 | 0 | 24210 | 1201 | 0 | 0 | 2787 | 28198 | 0 | 0 | 0 | 0 | 0 | 0 | 0 | 0 | 0 | 28198 |
| 24 | College Mound | 59 | 0 | 124628 | 6511 | 278 | 359 | 5460 | 137236 | 0 | 3957 | 28528 | 0 | 32485 | 0 | 0 | 0 | 0 | 169721 |
| 25 | Commerce First | 107 | 193164 | 142497 | 3464 | 0 | 15909 | 0 | 355034 | 0 | 24747 | 0 | 23808 | 48555 | 0 | 31950 | 27129 | 59079 | 462668 |

East District Table 6 (Continued)

| | RECEIVED FOR ANNUAL BUDGET/SPENDING PLAN | | | | | | | | RCVD FOR CAPITAL CAMPAIGNS/SPECIAL PROJECTS | | | | RECEIVED FROM CONNECTIONAL/OTHER SOURCES | | | | | | |
|----|--|-----|--------|--------|-------|-------|------|------|--|--------|-------|-------|--|--|------|------|-----|------|------------|
| | | 52a | 52b | 52c | 52d | 52e | 52f | 52g | 52t | 53a | 53b | 53c | 53d | 53t | 54a | 54b | 54c | 54t | 55 |
| | CHURCH NAME | | | | | | | | TOTAL INCOME FOR ANNUAL BUDGET/SPENDING PLAN | | | | | TOTAL INCOME FOR DESIGNATED CAUSES INCLUDING CAPITAL CAMPAIGN AND OTHER SPECIAL PROJECTS | | | | | |
| 26 | Como | 21 | 0 | 53035 | 5880 | 0 | 0 | 4328 | 63043 | 0 | 0 | 0 | 0 | 0 | 0 | 0 | 0 | 0 | 63043 26 |
| 27 | Pine Forest | 8 | 0 | 24690 | 0 | 0 | 0 | 8878 | 33568 | 0 | 0 | 0 | 0 | 0 | 0 | 0 | 0 | 0 | 33568 27 |
| 28 | Cooper | 45 | 0 | 94637 | 2836 | 45 | 3300 | 0 | 100818 | 0 | 1590 | 26155 | 0 | 27745 | 4198 | 3694 | 0 | 7892 | 136455 28 |
| 29 | Crandall | 22 | 0 | 39700 | 1340 | 0 | 0 | 0 | 41040 | 0 | 0 | 0 | 0 | 0 | 0 | 0 | 0 | 0 | 41040 29 |
| 30 | Cumby | 21 | 34500 | 0 | 0 | 0 | 0 | 950 | 35450 | 0 | 0 | 0 | 0 | 0 | 0 | 0 | 0 | 0 | 35450 30 |
| 31 | Cuthand | 100 | 0 | 248900 | 63170 | 0 | 0 | 0 | 312070 | 0 | 0 | 0 | 0 | 0 | 0 | 0 | 0 | 0 | 312070 31 |
| 32 | Deport | 15 | 0 | 40908 | 2822 | 326 | 4450 | 6291 | 54797 | 2560 | 420 | 0 | 20 | 3000 | 0 | 0 | 0 | 0 | 57797 32 |
| 33 | Detroit Martin Memorial | 14 | 0 | 25490 | 3980 | 605 | 0 | 0 | 30075 | 0 | 0 | 21045 | 0 | 21045 | 0 | 0 | 0 | 0 | 51120 33 |
| 34 | Woodland | 15 | 0 | 20818 | 1365 | 0 | 3389 | 0 | 25572 | 0 | 0 | 0 | 0 | 0 | 0 | 0 | 0 | 0 | 25572 34 |
| 35 | Ector | 28 | 0 | 28450 | 3131 | 30 | 0 | 0 | 31611 | 0 | 0 | 0 | 0 | 0 | 0 | 0 | 0 | 0 | 31611 35 |
| 36 | Mulberry | 13 | 0 | 29347 | 3816 | 0 | 0 | 0 | 33163 | 5000 | 0 | 0 | 0 | 5000 | 0 | 0 | 0 | 0 | 38163 36 |
| 37 | Enloe | 30 | 0 | 20050 | 2525 | 0 | 0 | 0 | 22575 | 0 | 0 | 0 | 0 | 0 | 0 | 0 | 0 | 0 | 22575 37 |
| 38 | Ben Franklin | 7 | 0 | 10000 | 0 | 0 | 0 | 1100 | 11100 | 0 | 0 | 0 | 0 | 0 | 0 | 0 | 0 | 0 | 11100 38 |
| 39 | Kavanaugh | 40 | 212300 | 25500 | 3900 | 105 | 2600 | 3000 | 247405 | 0 | 45000 | 0 | 2500 | 47500 | 0 | 0 | 0 | 0 | 294905 39 |
| 40 | Salem-Kinser | 30 | 42244 | 104152 | 1660 | 11730 | 0 | 0 | 159786 | 0 | 0 | 0 | 0 | 0 | 0 | 0 | 0 | 0 | 159786 40 |
| 41 | Floyd | 5 | 0 | 7104 | 0 | 3977 | 0 | 0 | 11081 | 0 | 0 | 0 | 3000 | 3000 | 0 | 0 | 0 | 0 | 14081 41 |
| 42 | Greenville Wesley | 252 | 0 | 720080 | 12479 | 15509 | 9980 | 0 | 770548 | 217764 | 7690 | 0 | 5854 | 231308 | 0 | 0 | 0 | 0 | 1001856 42 |
| 43 | Westview | 43 | 0 | 83980 | 1271 | 0 | 5086 | 2637 | 92974 | 0 | 1019 | 0 | 0 | 1019 | 0 | 0 | 0 | 0 | 93993 43 |
| 44 | Grove Hill | 10 | 0 | 3000 | 6912 | 0 | 0 | 0 | 9912 | 0 | 0 | 8000 | 0 | 8000 | 0 | 0 | 0 | 0 | 17912 44 |
| 45 | Honey Grove McKenzie | 51 | 0 | 96097 | 6066 | 2500 | 0 | 0 | 104663 | 0 | 1704 | 0 | 964 | 2668 | 0 | 0 | 0 | 0 | 107331 45 |
| 46 | Forest Hill | 18 | 0 | 33294 | 2364 | 0 | 0 | 0 | 35658 | 0 | 8460 | 38 | 0 | 8498 | 0 | 0 | 0 | 0 | 44156 46 |
| 47 | Kaufman | 151 | 105467 | 69297 | 3755 | 6 | 110 | 5000 | 183635 | 0 | 44450 | 500 | 0 | 44950 | 0 | 0 | 0 | 0 | 228585 47 |
| 48 | Kemp | 60 | 0 | 86726 | 8107 | 1845 | 0 | 4024 | 100702 | 0 | 0 | 0 | 0 | 0 | 0 | 0 | 0 | 0 | 100702 48 |
| 49 | Becker | 22 | 0 | 24447 | 644 | 0 | 0 | 0 | 25091 | 0 | 3050 | 0 | 0 | 3050 | 0 | 0 | 0 | 0 | 28141 49 |
| 50 | Ladonia | 14 | 0 | 24613 | 1728 | 7168 | 0 | 4492 | 38061 | 3150 | 0 | 0 | 0 | 3150 | 0 | 0 | 0 | 0 | 41211 50 |

East District Table 6 (Continued)

| | RECEIVED FOR ANNUAL BUDGET/SPENDING PLAN | | | | | | | | RCVD FOR CAPITAL CAMPAIGNS/SPECIAL PROJECTS | | | | RECEIVED FROM CONNECTIONAL/OTHER SOURCES | | | | | | |
|-----------------------------|--|--------|---------|-------|-------|------|-------|-------|---|--------|-------|-------|--|--------|-------|-----|-------|-------|------------|
| | Number Of Giving Units | 52a | 52b | 52c | 52d | 52e | 52f | 52g | 52i | 53a | 53b | 53c | 53d | 53i | 54a | 54b | 54c | 54i | 55 |
| CHURCH NAME | | | | | | | | | | | | | | | | | | | |
| 51 Pecan Gap | 14 | 0 | 28419 | 3873 | 9717 | 0 | 2487 | 659 | 45155 | 0 | 0 | 0 | 0 | 0 | 0 | 0 | 0 | 0 | 45155 51 |
| 52 Leonard | 69 | 122128 | 36386 | 5369 | 442 | 0 | 0 | 0 | 164325 | 0 | 1597 | 0 | 606 | 2203 | 0 | 0 | 0 | 0 | 166528 52 |
| 53 Lone Oak | 22 | 0 | 34795 | 247 | 2 | 0 | 300 | 0 | 35344 | 0 | 0 | 0 | 0 | 0 | 0 | 0 | 5986 | 5986 | 41330 53 |
| 54 Mabank | 164 | 297798 | 141491 | 14062 | 2351 | 3500 | 297 | 51829 | 511328 | 0 | 5160 | 0 | 0 | 5160 | 0 | 0 | 5000 | 5000 | 521488 54 |
| 55 Miller Grove | 31 | 0 | 30060 | 0 | 822 | 0 | 0 | 0 | 30882 | 0 | 35243 | 0 | 0 | 35243 | 0 | 0 | 0 | 0 | 66125 55 |
| 56 Mt. Vernon First | 98 | 230200 | 252332 | 5560 | 30993 | 0 | 3823 | 0 | 522908 | 18520 | 82865 | 0 | 0 | 101385 | 0 | 0 | 0 | 0 | 624293 56 |
| 57 Old Saltillo | 13 | 0 | 29643 | 0 | 47525 | 250 | 0 | 0 | 77418 | 0 | 0 | 24809 | 0 | 24809 | 0 | 0 | 0 | 0 | 102227 57 |
| 58 Belk | 9 | 0 | 17452 | 0 | 0 | 0 | 0 | 0 | 17452 | 0 | 0 | 0 | 0 | 0 | 1263 | 0 | 0 | 1263 | 18715 58 |
| 59 Chicota | 7 | 0 | 16545 | 200 | 0 | 0 | 0 | 0 | 16745 | 0 | 0 | 0 | 0 | 0 | 1043 | 0 | 0 | 1043 | 17788 59 |
| 60 Powderly First | 24 | 0 | 49288 | 450 | 0 | 0 | 0 | 0 | 49738 | 0 | 0 | 0 | 0 | 0 | 2470 | 0 | 0 | 2470 | 52208 60 |
| 61 Mount Tabor-Summer | 5 | 0 | 12900 | 0 | 0 | 0 | 0 | 0 | 12900 | 0 | 0 | 0 | 0 | 0 | 714 | 0 | 0 | 714 | 13614 61 |
| 62 Oak Grove: Wilson Chapel | 7 | 0 | 4729 | 835 | 0 | 0 | 0 | 0 | 5564 | 0 | 0 | 0 | 0 | 0 | 0 | 0 | 0 | 0 | 5564 62 |
| 63 Rosser First | 2 | 0 | 516 | 6857 | 0 | 0 | 0 | 0 | 7373 | 0 | 0 | 0 | 0 | 0 | 0 | 0 | 0 | 0 | 7373 63 |
| 64 Calvary | 220 | 189878 | 139073 | 7077 | 12 | 0 | 3930 | 10610 | 350580 | 13076 | 1605 | 0 | 12582 | 27263 | 0 | 0 | 0 | 0 | 377843 64 |
| 65 Paris First | 180 | 724239 | 184074 | 7822 | 707 | 0 | 39990 | 0 | 956832 | 485870 | 18495 | 0 | 1540 | 505905 | 0 | 0 | 0 | 0 | 1462737 65 |
| 66 Connections | 38 | 60814 | 24621 | 6700 | 0 | 0 | 0 | 0 | 92135 | 0 | 0 | 0 | 0 | 0 | 0 | 0 | 0 | 0 | 92135 66 |
| 67 Party Barn Church | 0 | 0 | 0 | 0 | 0 | 0 | 0 | 0 | 0 | 0 | 0 | 0 | 0 | 0 | 0 | 0 | 0 | 0 | 0 67 |
| 68 Mt. Zion | 36 | 0 | 73972 | 6404 | 0 | 0 | 0 | 0 | 80376 | 0 | 0 | 0 | 0 | 0 | 26619 | 0 | 0 | 26619 | 106995 68 |
| 69 Pickett | 20 | 0 | 31900 | 5237 | 210 | 0 | 0 | 4467 | 41814 | 0 | 1720 | 0 | 0 | 1720 | 0 | 0 | 0 | 0 | 43534 69 |
| 70 Poetry | 29 | 0 | 35000 | 0 | 0 | 0 | 0 | 0 | 35000 | 0 | 0 | 0 | 0 | 0 | 0 | 0 | 0 | 0 | 35000 70 |
| 71 Quinlan First | 136 | 217938 | 36282 | 13306 | 0 | 0 | 625 | 12000 | 280151 | 0 | 0 | 0 | 0 | 0 | 0 | 0 | 0 | 0 | 280151 71 |
| 72 Roxton | 23 | 0 | 27565 | 5348 | 0 | 0 | 0 | 0 | 32913 | 0 | 57000 | 0 | 0 | 57000 | 0 | 0 | 0 | 0 | 89913 72 |
| 73 Oak Park | 22 | 0 | 48256 | 165 | 0 | 0 | 0 | 0 | 48421 | 0 | 10120 | 0 | 0 | 10120 | 0 | 0 | 0 | 0 | 58541 73 |
| 74 Sulphur Springs First | 307 | 0 | 1048350 | 29412 | 133 | 0 | 14034 | 0 | 1091929 | 0 | 18599 | 73087 | 20430 | 112116 | 0 | 0 | 16855 | 16855 | 1220900 74 |
| 75 Sulphur Bluff | 20 | 0 | 25539 | 0 | 57 | 0 | 840 | 0 | 26436 | 1993 | 450 | 0 | 0 | 2443 | 0 | 0 | 0 | 0 | 28879 75 |

East District Table 6 (Continued)

| | RECEIVED FOR ANNUAL BUDGET/SPENDING PLAN | | | | | | | | | | RCVD FOR CAPITAL CAMPAIGNS/SPECIAL PROJECTS | | | | | RECEIVED FROM CONNECTION/OTHER SOURCES | | | | | | |
|----|--|------|------------------------|---------------------------------|--|--|---|---|---|---|--|-------------------|---------------------------------|--|--|--|------------------------------|---|---|---|---------------------|----|
| | CHURCH NAME | 51 | 52a | 52b | 52c | 52d | 52e | 52f | 52g | 52t | 53a | 53b | 53c | 53d | 53t | 54a | 54b | 54c | 54t | 55 | | |
| | | | Number Of Giving Units | Amount Received Through Pledges | Amount Received From Non-Pledging, But Identified Givers | Amount Received From Unidentified Givers | Amount Received From Interest and Dividends And/Or Transferred From Liquid Assets | Amount Received From Sale of Church Assets For Budget | Amount Received Through Building Use Fees, Contributions, And Rentals | Amount Received Through Fundraisers And Other Sources | TOTAL INCOME FOR ANNUAL BUDGET/SPENDING PLAN | Capital Campaigns | Memorials, Endowments, Bequests | Funds From Other Sources And Projects, Including Sale Of Buildings | Rcvd For Special Sundays, General Advance Specials & Other Direct Benevolence Giving | TOTAL INCOME FOR DESIGNATED CAUSES INCLUDING CAPITAL CAMPAIGN AND OTHER SPECIAL PROJECTS | Equitable Compensation Funds | Advance Special, Apportioned And Connectional Funds | Other Grants And Financial Support From Institutional Sources | TOTAL INCOME FROM CONNECTIONAL AND OTHER INSTITUTIONAL SOURCES OUTSIDE THE LOCAL CHURCH | TOTAL CHURCH INCOME | |
| 76 | Tira | 9 | 0 | 21478 | 0 | 419 | 0 | 0 | 0 | 0 | 21897 | 0 | 0 | 0 | 0 | 0 | 0 | 0 | 0 | 21897 | 76 | |
| 77 | Sulphur Springs: Wesley | 65 | 0 | 162312 | 11019 | 28 | 0 | 5330 | 0 | 0 | 178689 | 86 | 3190 | 26967 | 0 | 30243 | 0 | 0 | 1000 | 0 | 209932 | 77 |
| 78 | Terrell First | 171 | 0 | 251851 | 1154 | 1443 | 0 | 1433 | 1750 | 0 | 257431 | 0 | 1152675 | 0 | 1646 | 1154321 | 0 | 0 | 0 | 0 | 1411752 | 78 |
| 79 | Terrell Warren Chapel | 10 | 0 | 20794 | 1640 | 0 | 0 | 0 | 0 | 0 | 22434 | 0 | 0 | 0 | 0 | 0 | 0 | 0 | 0 | 0 | 22434 | 79 |
| 80 | Trenton | 30 | 100987 | 15385 | 3480 | 196 | 0 | 0 | 3523 | 0 | 123571 | 0 | 14300 | 0 | 0 | 14300 | 0 | 0 | 0 | 0 | 137871 | 80 |
| 81 | Virginia Point | 35 | 0 | 51173 | 0 | 0 | 0 | 0 | 0 | 0 | 51173 | 0 | 0 | 0 | 0 | 0 | 0 | 0 | 0 | 0 | 51173 | 81 |
| 82 | Windom | 10 | 0 | 15052 | 4034 | 1806 | 0 | 0 | 0 | 0 | 20892 | 3470 | 0 | 0 | 0 | 3470 | 0 | 0 | 0 | 0 | 24362 | 82 |
| 83 | Winnabore First | 134 | 0 | 206961 | 6236 | 370 | 0 | 765 | 0 | 0 | 214332 | 0 | 286241 | 0 | 0 | 286241 | 0 | 0 | 0 | 0 | 500573 | 83 |
| 84 | Timney Chapel | 39 | 0 | 74471 | 2952 | 26 | 0 | 250 | 2343 | 0 | 80042 | 652 | 50000 | 0 | 0 | 50652 | 0 | 0 | 0 | 0 | 130694 | 84 |
| 85 | Wolfe City First | 76 | 0 | 82462 | 2414 | 843 | 0 | 0 | 8753 | 0 | 94472 | 0 | 875 | 0 | 0 | 875 | 0 | 0 | 0 | 0 | 95347 | 85 |
| 86 | Campbell | 7 | 0 | 7764 | 0 | 0 | 0 | 0 | 0 | 0 | 7764 | 0 | 0 | 0 | 0 | 0 | 0 | 0 | 0 | 0 | 7764 | 86 |
| 87 | EAST DISTRICT | 0 | 0 | 0 | 0 | 0 | 0 | 0 | 0 | 0 | 0 | 0 | 0 | 0 | 0 | 0 | 0 | 0 | 0 | 0 | 0 | 87 |
| | TOTAL 2018 | 3923 | 2870367 | 6098064 | 383221 | 185706 | 16310 | 169946 | 178758 | 9902372 | 779931 | 1891476 | 245748 | 74096 | 2991251 | 36307 | 35644 | 55970 | 127921 | 13021544 | | |
| | TOTAL 2017 | 4034 | 2900133 | 6023284 | 436832 | 96236 | 9345 | 129725 | 280930 | 9876485 | 1294874 | 3408281 | 501068 | 161783 | 5366006 | 32656 | 46312 | 157470 | 236438 | 15478929 | | |
| | Incl/Dec 2018 over 2017 | -111 | -29766 | 74780 | -53611 | 89470 | 6965 | 40221 | -102172 | 259887 | -514943 | -1516805 | -255320 | -87687 | -2374755 | 3651 | -10668 | -101500 | -108517 | -2457385 | | |

Metro District Table 1

| | | CHURCH MEMBERSHIP | | | | | | | | | | | | MEMBERSHIP ETHNICITY | | | | |
|-------------------------------|------------------------|-------------------|-----|-----|-----|------|----|---------|-----|-----|------|----|----|--|----|-----|-----|----|
| | | RECEIVED | | | | | | REMOVED | | | | | | TOTAL PROFESSING MEMBERS AT CLOSE OF THIS YEAR | | | | |
| CHURCH NAME | PASTOR'S NAME | 2a | 2b | 2c | 2d | 2e | 2f | 3a | 3b | 3c | 3d | 3e | 3f | 4 | 5a | 5b | 5c | 5d |
| 1 Holy Covenant | Carol Sparks | 6 | 2 | 4 | 2 | 3 | 4 | 1 | 36 | 0 | 2 | 3 | 3 | 266 | 5 | 10 | 14 | 0 |
| 2 Wesley Korean | Jin H. Lee | 4 | 0 | 0 | 0 | 0 | 13 | 0 | 0 | 0 | 0 | 8 | 0 | 98 | 98 | 0 | 0 | 0 |
| 3 Cedar Hill | Keva Green | 0 | 0 | 5 | 0 | 3 | 4 | 0 | 0 | 0 | 6 | 2 | 11 | 191 | 0 | 8 | 6 | 0 |
| 4 Agape Memorial | Jamie Nelson | 10 | 6 | 0 | 0 | 2 | 0 | 0 | 0 | 0 | 0 | 0 | 1 | 157 | 1 | 1 | 144 | 0 |
| 5 Camp Wisdom | James Minor | 65 | 0 | 0 | 0 | 0 | 0 | 0 | 0 | 0 | 0 | 0 | 1 | 64 | 0 | 64 | 0 | 0 |
| 6 Glen Oaks | James Minor | 31 | 0 | 1 | 0 | 0 | 0 | 0 | 0 | 0 | 0 | 3 | 1 | 28 | 0 | 25 | 0 | 0 |
| 7 Casa Emanu-El | Javier Escalera | 162 | 0 | 0 | 0 | 0 | 0 | 0 | 0 | 0 | 0 | 0 | 1 | 186 | 0 | 4 | 157 | 0 |
| 8 Casa Linda | David Rangel | 182 | 4 | 9 | 0 | 3 | 1 | 0 | 9 | 0 | 3 | 8 | 7 | 187 | 0 | 1 | 154 | 0 |
| 9 Christ's Foundry Fellowship | Amy Spaur | 152 | 0 | 0 | 0 | 0 | 0 | 0 | 0 | 0 | 0 | 0 | 0 | 166 | 0 | 0 | 165 | 0 |
| 10 Cochran Chapel | Jeffrey Hall | 119 | 4 | 0 | 0 | 2 | 0 | 0 | 0 | 0 | 3 | 0 | 7 | 115 | 5 | 3 | 0 | 0 |
| 11 Cockrell Hill | Jesse Sanchez | 203 | 0 | 0 | 0 | 1 | 0 | 0 | 6 | 155 | 1 | 0 | 0 | 44 | 0 | 2 | 34 | 0 |
| 12 Community | Harold G. Danglerfield | 78 | 0 | 0 | 0 | 1 | 0 | 0 | 0 | 0 | 0 | 0 | 0 | 79 | 0 | 79 | 0 | 0 |
| 13 Elmwood-El Buen Samaritano | Martha Valencia | 157 | 5 | 0 | 0 | 1 | 0 | 0 | 0 | 0 | 0 | 0 | 2 | 171 | 0 | 0 | 108 | 0 |
| 14 Dallas First | Andrew Stoker | 1301 | 10 | 16 | 329 | 28 | 3 | 63 | 5 | 0 | 7 | 4 | 22 | 1595 | 8 | 18 | 31 | 0 |
| 15 Dallas Grace | Judith Reedy | 275 | 0 | 6 | 0 | 3 | 0 | 4 | 1 | 0 | 1 | 0 | 4 | 274 | 2 | 41 | 20 | 2 |
| 16 Greenland Hills | Kerry Smith | 295 | 8 | 7 | 11 | 14 | 1 | 13 | 7 | 0 | 6 | 3 | 3 | 304 | 5 | 2 | 5 | 2 |
| 17 Hamilton Park | Sheron Patterson | 607 | 12 | 6 | 0 | 7 | 12 | 0 | 0 | 0 | 1 | 0 | 5 | 638 | 2 | 630 | 0 | 0 |
| 18 Highland Hills | Michael Greene | 287 | 0 | 0 | 0 | 0 | 0 | 0 | 0 | 0 | 0 | 0 | 0 | 287 | 0 | 285 | 1 | 0 |
| 19 Highland Park | Paul Rasmussen | 15635 | 232 | 279 | 31 | 106 | 70 | 0 | 183 | 0 | 1666 | 12 | 75 | 14417 | 60 | 50 | 60 | 4 |
| 20 Munger Place | David Forrest | 0 | 1 | 49 | 0 | 1386 | 30 | 0 | 19 | 0 | 4 | 0 | 5 | 1438 | 10 | 25 | 35 | 0 |
| 21 The Grove | Stephen Lohoefer | 0 | 15 | 17 | 0 | 243 | 6 | 0 | 5 | 0 | 0 | 0 | 1 | 275 | 4 | 8 | 13 | 0 |
| 22 Kessler Park | Wesley Magruder | 517 | 0 | 9 | 0 | 6 | 6 | 127 | 0 | 0 | 0 | 0 | 13 | 398 | 1 | 4 | 8 | 0 |
| 23 Lake Highlands | Jill Jackson-Sears | 888 | 10 | 6 | 0 | 15 | 6 | 0 | 2 | 3 | 9 | 2 | 24 | 885 | 1 | 8 | 15 | 0 |
| 24 Lakewood | Patrick Littlefield | 149 | 0 | 1 | 0 | 0 | 1 | 0 | 0 | 0 | 2 | 0 | 4 | 145 | 0 | 2 | 11 | 1 |
| 25 Lovers Lane | Stanley R. Copeland | 5005 | 23 | 46 | 0 | 23 | 21 | 33 | 1 | 20 | 28 | 2 | 32 | 5004 | 27 | 514 | 271 | 7 |
| 26 Northaven | Martha Soper | 601 | 5 | 8 | 0 | 6 | 7 | 0 | 26 | 0 | 9 | 4 | 10 | 578 | 9 | 10 | 38 | 3 |
| 27 Oak Lawn | Rachel Baughman | 197 | 0 | 7 | 3 | 14 | 12 | 6 | 1 | 0 | 17 | 1 | 2 | 208 | 6 | 19 | 7 | 0 |
| 28 Pleasant Mound | Annelida J. Crawford | 35 | 0 | 0 | 0 | 0 | 0 | 0 | 0 | 0 | 0 | 0 | 2 | 42 | 0 | 30 | 3 | 0 |
| 29 Preston Hollow | Thomas Waischies | 113 | 0 | 0 | 0 | 13 | 4 | 2 | 0 | 0 | 0 | 0 | 3 | 127 | 0 | 2 | 2 | 0 |
| 30 Ridgewood Park | William Wayne Eason | 495 | 6 | 1 | 0 | 4 | 0 | 5 | 0 | 0 | 5 | 0 | 4 | 492 | 5 | 11 | 12 | 0 |

Metro District Table 1 (Continued)

| | | CHURCH MEMBERSHIP | | | | | | | | | | | | MEMBERSHIP ETHNICITY | | | | |
|-------------------------------|------------------------|--|---|---|--|---|---|-------------------------------------|--------------------------------------|---|--|--|---------------------------|--|-------|-------|-----------------|-----------------|
| | | RECEIVED | | | | | | REMOVED | | | | | | TOTAL PROFESSING MEMBERS AT CLOSE OF THIS YEAR | | | | |
| | | 2a | 2b | 2c | 2d | 2e | 2f | 3a | 3b | 3c | 3d | 3e | 3f | 4 | 5a | 5b | 5c | 5d |
| CHURCH NAME | PASTOR'S NAME | Received This Year On Profession Of Faith Through Confirmation | Received This Year On Profession Of Faith Other Than Confirmation | Membership Restored By Affirmation Of Faith | Previous Year's Reporting Errors-Added By Correction | Transferred In From Another United Methodist Church | Received From Other Non-United Methodist Churches | Removed By Charge Conference Action | Withdrawn From Professing Membership | Previous Year's Reporting Errors -Removed by Correction | Transferred Out To Other United Methodist Churches | Transferred Out To Non-United Methodist Church | Removed By Death/Deceased | | Asian | Black | Hispanic/Latino | Native American |
| 31 St. Luke "Community" | Michael L. Bowie | 0 | 16 | 10 | 0 | 10 | 28 | 0 | 0 | 0 | 3 | 0 | 10 | 4000 | 0 | 3921 | 28 | 331 |
| 32 Dallas St. Paul | Richie Butler | 0 | 9 | 0 | 0 | 0 | 1 | 0 | 18 | 40 | 0 | 5 | 8 | 348 | 0 | 331 | 3 | 032 |
| 33 Spring Valley | Paul Gould | 0 | 2 | 1 | 0 | 9 | 0 | 0 | 0 | 0 | 5 | 0 | 13 | 1225 | 5 | 95 | 73 | 033 |
| 34 Tyler Street | Jeffrey Garrett | 9 | 3 | 1 | 0 | 6 | 4 | 16 | 3 | 0 | 3 | 2 | 10 | 679 | 5 | 5 | 131 | 234 |
| 35 Unpress Road | Rick Hawkins | 0 | 5 | 1 | 0 | 7 | 0 | 27 | 0 | 0 | 0 | 0 | 0 | 167 | 127 | 8 | 5 | 035 |
| 36 University Park | Keith Payne Boone | 16 | 1 | 0 | 0 | 8 | 3 | 0 | 4 | 1 | 16 | 0 | 8 | 979 | 2 | 3 | 9 | 036 |
| 37 Union | Michael J. Baughman | 1 | 0 | 0 | 0 | 4 | 2 | 0 | 0 | 0 | 0 | 0 | 0 | 53 | 3 | 4 | 1 | 037 |
| 38 Walnut Hill | Alexandra Robinson | 7 | 3 | 0 | 0 | 14 | 7 | 7 | 7 | 0 | 8 | 4 | 12 | 412 | 2 | 35 | 21 | 038 |
| 39 Dallas Warren | Joshua Manning | 0 | 2 | 0 | 0 | 0 | 3 | 0 | 0 | 0 | 0 | 0 | 2 | 86 | 0 | 86 | 0 | 039 |
| 40 Wheatland | Sandra Minor | 0 | 0 | 0 | 0 | 0 | 1 | 0 | 4 | 0 | 0 | 2 | 4 | 51 | 0 | 8 | 6 | 040 |
| 41 White Rock | Mitchell Boone | 0 | 5 | 0 | 0 | 12 | 5 | 9 | 0 | 45 | 1 | 0 | 9 | 282 | 0 | 2 | 8 | 141 |
| 42 Church of the Disciple | Ouida Lee | 0 | 8 | 3 | 0 | 3 | 6 | 5 | 0 | 0 | 1 | 2 | 5 | 181 | 0 | 176 | 0 | 042 |
| 43 DeSoto First | Kevin Strempe | 7 | 3 | 0 | 0 | 2 | 0 | 0 | 0 | 0 | 2 | 2 | 6 | 222 | 2 | 15 | 11 | 043 |
| 44 The Village | Derek Jacobs | 3 | 1 | 0 | 0 | 0 | 10 | 0 | 0 | 3 | 0 | 7 | 1 | 280 | 0 | 259 | 0 | 044 |
| 45 Duncanville First | Frank Alegria | 2 | 6 | 2 | 7 | 6 | 4 | 93 | 9 | 0 | 8 | 7 | 16 | 614 | 2 | 17 | 17 | 145 |
| 46 Jubilee | Robert (Bob) Davis, II | 0 | 5 | 0 | 0 | 0 | 0 | 0 | 0 | 0 | 0 | 0 | 0 | 158 | 0 | 155 | 1 | 046 |
| 47 Duncanville Trinity | Deborah Riggsby | 2 | 5 | 0 | 0 | 0 | 0 | 8 | 5 | 0 | 0 | 0 | 2 | 183 | 1 | 10 | 8 | 047 |
| 48 Chapel Hill | Elzie D Odum | 0 | 1 | 0 | 0 | 2 | 0 | 0 | 5 | 0 | 0 | 0 | 7 | 216 | 2 | 2 | 3 | 048 |
| 49 Farmers Branch Christ | Kenneth R. Dickson | 2 | 6 | 1 | 0 | 4 | 3 | 13 | 4 | 1 | 5 | 0 | 13 | 612 | 4 | 3 | 6 | 049 |
| 50 Immanuel Korean Fellowship | Sung Chol Kwon | 3 | 0 | 0 | 0 | 2 | 3 | 0 | 0 | 9 | 0 | 2 | 0 | 68 | 64 | 0 | 1 | 050 |
| 51 Webb Chapel | Lynda L. Mayberry | 0 | 0 | 0 | 0 | 1 | 0 | 0 | 1 | 0 | 0 | 0 | 4 | 68 | 0 | 0 | 3 | 051 |
| 52 Ferris God's Kingdom | Roy Jerue | 0 | 0 | 0 | 0 | 1 | 0 | 0 | 0 | 0 | 0 | 0 | 1 | 19 | 0 | 19 | 0 | 052 |
| 53 Ave Memorial | Levy Laguardia | 0 | 1 | 0 | 0 | 2 | 0 | 0 | 9 | 4 | 2 | 1 | 6 | 167 | 2 | 3 | 21 | 053 |
| 54 Buckingham | John F. Allen, Jr. | 5 | 7 | 1 | 0 | 5 | 3 | 0 | 0 | 0 | 0 | 0 | 1 | 209 | 3 | 15 | 10 | 054 |
| 55 Garland First | Valerie Englert | 6 | 2 | 5 | 21 | 11 | 10 | 9 | 0 | 0 | 23 | 2 | 21 | 1195 | 1 | 10 | 33 | 055 |

Metro District Table 1 (Continued)

| | | CHURCH MEMBERSHIP | | | | | | | | | | | | MEMBERSHIP ETHNICITY | | | | |
|-------------------------|-------------------------|-------------------|-----|------|-----|------|------|---------|-------|-----|------|-----|-----|--|------|------|------|----|
| | | RECEIVED | | | | | | REMOVED | | | | | | TOTAL PROFESSING MEMBERS AT CLOSE OF THIS YEAR | | | | |
| CHURCH NAME | PASTOR'S NAME | 2a | 2b | 2c | 2d | 2e | 2f | 3a | 3b | 3c | 3d | 3e | 3f | 4 | 5a | 5b | 5c | 5d |
| 56 New World | Lucretia Facen | 176 | 0 | 1 | 0 | 0 | 0 | 7 | 0 | 0 | 0 | 0 | 1 | 183 | 0 | 8 | 2 | 0 |
| 57 St. Philip's | Rene Lawson | 259 | 0 | 4 | 0 | 3 | 4 | 5 | 18 | 0 | 4 | 5 | 5 | 233 | 10 | 17 | 5 | 1 |
| 58 Grand Prairie First | Kathryn Taylor Stremple | 425 | 0 | 4 | 0 | 10 | 7 | 64 | 4 | 49 | 0 | 4 | 8 | 319 | 1 | 4 | 50 | 0 |
| 59 The Woods | Eric Folkert | 433 | 5 | 6 | 1 | 8 | 7 | 9 | 8 | 0 | 8 | 8 | 10 | 417 | 2 | 39 | 48 | 2 |
| 60 Irving First | John Wallace | 859 | 0 | 9 | 0 | 5 | 1 | 3 | 0 | 0 | 6 | 0 | 23 | 842 | 6 | 7 | 72 | 3 |
| 61 Kirkwood | Joseph Zinser | 139 | 0 | 0 | 0 | 0 | 0 | 14 | 0 | 0 | 4 | 0 | 1 | 120 | 0 | 0 | 90 | 0 |
| 62 Korean Central | Sung Chul Lee | 1494 | 2 | 20 | 0 | 12 | 101 | 0 | 0 | 19 | 0 | 81 | 5 | 1524 | 1502 | 0 | 0 | 0 |
| 63 Korean North Central | Nakhoon Cho | 0 | 0 | 0 | 0 | 4 | 16 | 0 | 0 | 0 | 0 | 2 | 0 | 50 | 49 | 0 | 1 | 0 |
| 64 Northgate | Freddie Orr | 120 | 2 | 4 | 0 | 4 | 1 | 1 | 0 | 0 | 1 | 2 | 3 | 124 | 4 | 23 | 4 | 0 |
| 65 Oak Haven | Jane Graner | 115 | 0 | 3 | 0 | 2 | 3 | 0 | 0 | 0 | 0 | 1 | 1 | 121 | 1 | 1 | 50 | 0 |
| 66 Plymouth Park | William La Barr | 1014 | 3 | 10 | 4 | 5 | 3 | 0 | 9 | 3 | 12 | 2 | 16 | 997 | 9 | 13 | 43 | 4 |
| 67 Lancaster First | Jackie Wickware | 103 | 0 | 0 | 0 | 0 | 0 | 0 | 0 | 0 | 0 | 0 | 6 | 97 | 1 | 6 | 0 | 0 |
| 68 Mesquite First | Tom E. Palmer | 655 | 0 | 0 | 0 | 0 | 0 | 84 | 0 | 0 | 0 | 0 | 12 | 559 | 10 | 34 | 20 | 1 |
| 69 St. Marks | Edwin Zarate | 151 | 0 | 0 | 0 | 2 | 1 | 3 | 0 | 0 | 3 | 3 | 3 | 142 | 19 | 2 | 5 | 0 |
| 70 St. Stephen | Geoffrey Moore | 157 | 4 | 2 | 1 | 5 | 4 | 0 | 0 | 11 | 0 | 0 | 0 | 162 | 3 | 3 | 2 | 0 |
| 71 Arapaho | Blair Thompson-White | 1269 | 7 | 9 | 0 | 14 | 8 | 98 | 0 | 0 | 12 | 0 | 11 | 1186 | 6 | 34 | 5 | 4 |
| 72 Faith | Jimmy Greene | 111 | 0 | 2 | 0 | 2 | 1 | 0 | 0 | 0 | 5 | 0 | 1 | 110 | 87 | 10 | 7 | 0 |
| 73 Richardson First | J. Clayton Oliphint | 6444 | 87 | 79 | 6 | 76 | 36 | 188 | 47 | 89 | 22 | 8 | 68 | 6307 | 37 | 129 | 64 | 4 |
| 74 First Korean | Kwang Bae Park | 96 | 0 | 0 | 0 | 0 | 6 | 0 | 0 | 0 | 0 | 6 | 0 | 96 | 94 | 0 | 0 | 0 |
| 75 Seagoville | Dana Kent | 63 | 0 | 1 | 0 | 1 | 5 | 8 | 0 | 1 | 2 | 2 | 2 | 56 | 1 | 1 | 3 | 0 |
| 76 New Covenant | Dana Norton | 157 | 7 | 0 | 2 | 2 | 1 | 6 | 5 | 1 | 0 | 1 | 1 | 155 | 1 | 16 | 12 | 1 |
| 77 Trinity Hispanic | Deborah Riggsby | 31 | 0 | 0 | 0 | 0 | 0 | 0 | 14 | 17 | 0 | 0 | 0 | 0 | 0 | 0 | 0 | 0 |
| 78 METRO DISTRICT | Debra Hobbs Mason | 0 | 0 | 0 | 0 | 0 | 0 | 0 | 0 | 0 | 0 | 0 | 0 | 0 | 0 | 0 | 0 | 0 |
| TOTAL 2018 | | 55233 | 531 | 783 | 110 | 2149 | 505 | 924 | 475 | 471 | 1926 | 213 | 579 | 55133 | 2317 | 7385 | 2196 | 46 |
| TOTAL 2017 | | 56938 | 563 | 907 | 52 | 596 | 616 | 743 | 2289 | 404 | 342 | 209 | 567 | 55233 | 2219 | 7276 | 2248 | 47 |
| Inc/Dec 2018 over 2017 | | -1705 | -32 | -124 | 58 | 295 | -111 | 181 | -1814 | 67 | 1584 | 4 | 12 | -100 | 98 | 109 | -52 | -1 |

Metro District Table 2

| CHURCH MEMBERSHIP | | | | | | | | | | | | | | | | | | | | | | | | | | | | | | | | | | | | | | | |
|----------------------------|--|--|--|--|--|--|--|--|--|-------------------------|--|--|--|----------------------------------|---|--|---|---|--------------------------------------|---|---|---|--|---|--|---|----|-----|-----|-----|-----|----|--|--|--|--|--|--|--|
| MEMBERSHIP ETHNICITY | | | | | | | | | | MEMBERSHIP GENDER | | | | CHRISTIAN FORMATION GROUPS (CFG) | | | | | | | | | | | | | | | | | | | | | | | | | |
| TOTAL MEMBERSHIP ETHNICITY | | | | | | | | | | TOTAL MEMBERSHIP GENDER | | | | Number Of Other Constituents | Total Baptized Members Who Have Not Become Professing Members | TOTAL NUMBER OF PERSONS BAPTIZED THIS YEAR | Number Of Persons Baptized This Year (13 Yrs-Older) | Number Of Persons Baptized This Year (0-12 Yrs) | Number Of Persons Who Worship Online | Avg Attendance At All Weekly Worship Services | Number Of Children CFG Participants And Leaders (Ages 0-11) | Number Of Youth CFG Participants And Leaders (Ages 12-18) | Number Of Young Adults CFG Participants And Leaders (Ages 19-30) | Number Of Other Adult CFG Participants And Leaders (Ages 31+) | TOTAL CHRISTIAN FORMATION GROUP PARTICIPANTS | | | | | | | | | | | | | | |
| | | | | | | | | | | | | | | 5e | 5f | 5g | 5 | 6a | 6b | 6 | 7 | 7a | 8a | 8b | 8 | 9 | 10 | 11a | 11b | 11c | 11d | 11 | | | | | | | |
| | | | | | | | | | | TOTAL MEMBERSHIP GENDER | | | | | | | | | | | | | | | | | | | | | | | | | | | | | |
| | | | | | | | | | | Male | | | | | | | | | | | | | | | | | | | | | | | | | | | | | |
| | | | | | | | | | | Female | | | | | | | | | | | | | | | | | | | | | | | | | | | | | |
| | | | | | | | | | | | | | | | | | | | | | | | | | | | | | | | | | | | | | | | |
| | | | | | | | | | | | | | | | | | | | | | | | | | | | | | | | | | | | | | | | |
| | | | | | | | | | | | | | | | | | | | | | | | | | | | | | | | | | | | | | | | |
| | | | | | | | | | | | | | | | | | | | | | | | | | | | | | | | | | | | | | | | |
| | | | | | | | | | | | | | | | | | | | | | | | | | | | | | | | | | | | | | | | |
| | | | | | | | | | | | | | | | | | | | | | | | | | | | | | | | | | | | | | | | |
| | | | | | | | | | | | | | | | | | | | | | | | | | | | | | | | | | | | | | | | |
| | | | | | | | | | | | | | | | | | | | | | | | | | | | | | | | | | | | | | | | |
| | | | | | | | | | | | | | | | | | | | | | | | | | | | | | | | | | | | | | | | |
| | | | | | | | | | | | | | | | | | | | | | | | | | | | | | | | | | | | | | | | |
| | | | | | | | | | | | | | | | | | | | | | | | | | | | | | | | | | | | | | | | |
| | | | | | | | | | | | | | | | | | | | | | | | | | | | | | | | | | | | | | | | |
| | | | | | | | | | | | | | | | | | | | | | | | | | | | | | | | | | | | | | | | |
| | | | | | | | | | | | | | | | | | | | | | | | | | | | | | | | | | | | | | | | |
| | | | | | | | | | | | | | | | | | | | | | | | | | | | | | | | | | | | | | | | |
| | | | | | | | | | | | | | | | | | | | | | | | | | | | | | | | | | | | | | | | |
| | | | | | | | | | | | | | | | | | | | | | | | | | | | | | | | | | | | | | | | |
| | | | | | | | | | | | | | | | | | | | | | | | | | | | | | | | | | | | | | | | |
| | | | | | | | | | | | | | | | | | | | | | | | | | | | | | | | | | | | | | | | |
| | | | | | | | | | | | | | | | | | | | | | | | | | | | | | | | | | | | | | | | |
| | | | | | | | | | | | | | | | | | | | | | | | | | | | | | | | | | | | | | | | |
| | | | | | | | | | | | | | | | | | | | | | | | | | | | | | | | | | | | | | | | |
| | | | | | | | | | | | | | | | | | | | | | | | | | | | | | | | | | | | | | | | |
| | | | | | | | | | | | | | | | | | | | | | | | | | | | | | | | | | | | | | | | |
| | | | | | | | | | | | | | | | | | | | | | | | | | | | | | | | | | | | | | | | |
| | | | | | | | | | | | | | | | | | | | | | | | | | | | | | | | | | | | | | | | |
| | | | | | | | | | | | | | | | | | | | | | | | | | | | | | | | | | | | | | | | |
| | | | | | | | | | | | | | | | | | | | | | | | | | | | | | | | | | | | | | | | |
| | | | | | | | | | | | | | | | | | | | | | | | | | | | | | | | | | | | | | | | |
| | | | | | | | | | | | | | | | | | | | | | | | | | | | | | | | | | | | | | | | |
| | | | | | | | | | | | | | | | | | | | | | | | | | | | | | | | | | | | | | | | |
| | | | | | | | | | | | | | | | | | | | | | | | | | | | | | | | | | | | | | | | |
| | | | | | | | | | | | | | | | | | | | | | | | | | | | | | | | | | | | | | | | |
| | | | | | | | | | | | | | | | | | | | | | | | | | | | | | | | | | | | | | | | |
| | | | | | | | | | | | | | | | | | | | | | | | | | | | | | | | | | | | | | | | |
| | | | | | | | | | | | | | | | | | | | | | | | | | | | | | | | | | | | | | | | |
| | | | | | | | | | | | | | | | | | | | | | | | | | | | | | | | | | | | | | | | |
| | | | | | | | | | | | | | | | | | | | | | | | | | | | | | | | | | | | | | | | |
| | | | | | | | | | | | | | | | | | | | | | | | | | | | | | | | | | | | | | | | |
| | | | | | | | | | | | | | | | | | | | | | | | | | | | | | | | | | | | | | | | |
| | | | | | | | | | | | | | | | | | | | | | | | | | | | | | | | | | | | | | | | |
| | | | | | | | | | | | | | | | | | | | | | | | | | | | | | | | | | | | | | | | |
| | | | | | | | | | | | | | | | | | | | | | | | | | | | | | | | | | | | | | | | |
| | | | | | | | | | | | | | | | | | | | | | | | | | | | | | | | | | | | | | | | |
| | | | | | | | | | | | | | | | | | | | | | | | | | | | | | | | | | | | | | | | |
| | | | | | | | | | | | | | | | | | | | | | | | | | | | | | | | | | | | | | | | |
| | | | | | | | | | | | | | | | | | | | | | | | | | | | | | | | | | | | | | | | |
| | | | | | | | | | | | | | | | | | | | | | | | | | | | | | | | | | | | | | | | |
| | | | | | | | | | | | | | | | | | | | | | | | | | | | | | | | | | | | | | | | |
| | | | | | | | | | | | | | | | | | | | | | | | | | | | | | | | | | | | | | | | |
| | | | | | | | | | | | | | | | | | | | | | | | | | | | | | | | | | | | | | | | |
| | | | | | | | | | | | | | | | | | | | | | | | | | | | | | | | | | | | | | | | |
| | | | | | | | | | | | | | | | | | | | | | | | | | | | | | | | | | | | | | | | |
| | | | | | | | | | | | | | | | | | | | | | | | | | | | | | | | | | | | | | | | |
| | | | | | | | | | | | | | | | | | | | | | | | | | | | | | | | | | | | | | | | |
| | | | | | | | | | | | | | | | | | | | | | | | | | | | | | | | | | | | | | | | |
| | | | | | | | | | | | | | | | | | | | | | | | | | | | | | | | | | | | | | | | |
| | | | | | | | | | | | | | | | | | | | | | | | | | | | | | | | | | | | | | | | |
| | | | | | | | | | | | | | | | | | | | | | | | | | | | | | | | | | | | | | | | |
| | | | | | | | | | | | | | | | | | | | | | | | | | | | | | | | | | | | | | | | |
| | | | | | | | | | | | | | | | | | | | | | | | | | | | | | | | | | | | | | | | |
| | | | | | | | | | | | | | | | | | | | | | | | | | | | | | | | | | | | | | | | |
| | | | | | | | | | | | | | | | | | | | | | | | | | | | | | | | | | | | | | | | |
| | | | | | | | | | | | | | | | | | | | | | | | | | | | | | | | | | | | | | | | |
| | | | | | | | | | | | | | | | | | | | | | | | | | | | | | | | | | | | | | | | |
| | | | | | | | | | | | | | | | | | | | | | | | | | | | | | | | | | | | | | | | |
| | | | | | | | | | | | | | | | | | | | | | | | | | | | | | | | | | | | | | | | |
| | | | | | | | | | | | | | | | | | | | | | | | | | | | | | | | | | | | | | | | |
| | | | | | | | | | | | | | | | | | | | | | | | | | | | | | | | | | | | | | | | |
| | | | | | | | | | | | | | | | | | | | | | | | | | | | | | | | | | | | | | | | |
| | | | | | | | | | | | | | | | | | | | | | | | | | | | | | | | | | | | | | | | |
| | | | | | | | | | | | | | | | | | | | | | | | | | | | | | | | | | | | | | | | |
| | | | | | | | | | | | | | | | | | | | | | | | | | | | | | | | | | | | | | | | |
| | | | | | | | | | | | | | | | | | | | | | | | | | | | | | | | | | | | | | | | |
| | | | | | | | | | | | | | | | | | | | | | | | | | | | | | | | | | | | | | | | |
| | | | | | | | | | | | | | | | | | | | | | | | | | | | | | | | | | | | | | | | |
| | | | | | | | | | | | | | | | | | | | | | | | | | | | | | | | | | | | | | | | |
| | | | | | | | | | | | | | | | | | | | | | | | | | | | | | | | | | | | | | | | |
| | | | | | | | | | | | | | | | | | | | | | | | | | | | | | | | | | | | | | | | |
| | | | | | | | | | | | | | | | | | | | | | | | | | | | | | | | | | | | | | | | |
| | | | | | | | | | | | | | | | | | | | | | | | | | | | | | | | | | | | | | | | |
| | | | | | | | | | | | | | | | | | | | | | | | | | | | | | | | | | | | | | | | |
| | | | | | | | | | | | | | | | | | | | | | | | | | | | | | | | | | | | | | | | |
| | | | | | | | | | | | | | | | | | | | | | | | | | | | | | | | | | | | | | | | |
| | | | | | | | | | | | | | | | | | | | | | | | | | | | | | | | | | | | | | | | |
| | | | | | | | | | | | | | | | | | | | | | | | | | | | | | | | | | | | | | | | |
| | | | | | | | | | | | | | | | | | | | | | | | | | | | | | | | | | | | | | | | |
| | | | | | | | | | | | | | | | | | | | | | | | | | | | | | | | | | | | | | | | |
| | | | | | | | | | | | | | | | | | | | | | | | | | | | | | | | | | | | | | | | |
| | | | | | | | | | | | | | | | | | | | | | | | | | | | | | | | | | | | | | | | |
| | | | | | | | | | | | | | | | | | | | | | | | | | | | | | | | | | | | | | | | |
| | | | | | | | | | | | | | | | | | | | | | | | | | | | | | | | | | | | | | | | |
| | | | | | | | | | | | | | | | | | | | | | | | | | | | | | | | | | | | | | | | |
| | | | | | | | | | | | | | | | | | | | | | | | | | | | | | | | | | | | | | | | |
| | | | | | | | | | | | | | | | | | | | | | | | | | | | | | | | | | | | | | | | |
| | | | | | | | | | | | | | | | | | | | | | | | | | | | | | | | | | | | | | | | |
| | | | | | | | | | | | | | | | | | | | | | | | | | | | | | | | | | | | | | | | |
| | | | | | | | | | | | | | | | | | | | | | | | | | | | | | | | | | | | | | | | |
| | | | | | | | | | | | | | | | | | | | | | | | | | | | | | | | | | | | | | | | |
| | | | | | | | | | | | | | | | | | | | | | | | | | | | | | | | | | | | | | | | |
| | | | | | | | | | | | | | | | | | | | | | | | | | | | | | | | | | | | | | | | |
| | | | | | | | | | | | | | | | | | | | | | | | | | | | | | | | | | | | | | | | |
| | | | | | | | | | | | | | | | | | | | | | | | | | | | | | | | | | | | | | | | |
| | | | | | | | | | | | | | | | | | | | | | | | | | | | | | | | | | | | | | | | |
| | | | | | | | | | | | | | | | | | | | | | | | | | | | | | | | | | | | | | | | |
| | | | | | | | | | | | | | | | | | | | | | | | | | | | | | | | | | | | | | | | |
| | | | | | | | | | | | | | | | | | | | | | | | | | | | | | | | | | | | | | | | |

Metro District Table 2 (Continued)

| CHURCH NAME | | MEMBERSHIP ETHNICITY | | | | MEMBERSHIP GENDER | | | CHURCH MEMBERSHIP | | | | | | CHRISTIAN FORMATION GROUPS (CFG) | | | | | |
|-------------|----------------------------|----------------------|-------|--------------|----------------------------|-------------------|------|-------------------------|---|--------------------------------------|---|---|--|---|----------------------------------|---|---|--|---|--|
| | | Pacific Islander | White | Multi-Racial | TOTAL MEMBERSHIP ETHNICITY | Female | Male | TOTAL MEMBERSHIP GENDER | Avg Attendance At All Weekly Worship Services | Number Of Persons Who Worship Online | Number Of Persons Baptized This Year (0-12 Yrs) | Number Of Persons Baptized This Year (13 Yrs-Older) | TOTAL NUMBER OF PERSONS BAPTIZED THIS YEAR | Total Baptized Members Who Have Not Become Professing Members | Number Of Other Constituents | Number Of Children CFG Participants And Leaders (Ages 0-11) | Number Of Youth CFG Participants And Leaders (Ages 12-18) | Number Of Young Adults CFG Participants And Leaders (Ages 19-30) | Number Of Other Adult CFG Participants And Leaders (Ages 31+) | TOTAL CHRISTIAN FORMATION GROUP PARTICIPANTS |
| | CHURCH NAME | 5e | 5f | 5g | 5 | 6a | 6b | 6 | 7 | 7a | 8a | 8b | 8 | 9 | 10 | 11a | 11b | 11c | 11d | 11 |
| 31 | St. Luke "Community" | 0 | 43 | 5 | 4000 | 2408 | 1592 | 4000 | 1324 | 514 | 8 | 2 | 10 | 8 | 1000 | 75 | 40 | 30 | 300 | 445 |
| 32 | Dallas St. Paul | 0 | 12 | 2 | 348 | 185 | 163 | 348 | 184 | 0 | 2 | 3 | 5 | 0 | 60 | 32 | 28 | 25 | 18 | 103 |
| 33 | Spring Valley | 3 | 1045 | 4 | 1225 | 738 | 487 | 1225 | 291 | 0 | 5 | 2 | 7 | 89 | 10 | 75 | 20 | 36 | 386 | 517 |
| 34 | Tyler Street | 0 | 526 | 10 | 679 | 397 | 282 | 679 | 290 | 0 | 5 | 7 | 12 | 10 | 28 | 80 | 50 | 85 | 450 | 665 |
| 35 | Umphress Road | 0 | 27 | 0 | 167 | 120 | 47 | 167 | 105 | 0 | 5 | 0 | 5 | 0 | 50 | 0 | 28 | 18 | 50 | 96 |
| 36 | University Park | 0 | 965 | 0 | 979 | 556 | 423 | 979 | 297 | 0 | 9 | 0 | 9 | 224 | 67 | 100 | 60 | 30 | 524 | 714 |
| 37 | Union | 0 | 43 | 2 | 53 | 32 | 21 | 53 | 48 | 4 | 0 | 0 | 0 | 0 | 287 | 0 | 1 | 43 | 7 | 51 |
| 38 | Walnut Hill | 1 | 350 | 3 | 412 | 256 | 156 | 412 | 191 | 13 | 2 | 3 | 5 | 57 | 24 | 500 | 23 | 19 | 154 | 696 |
| 39 | Dallas Warren | 0 | 0 | 0 | 86 | 77 | 9 | 86 | 62 | 2 | 0 | 1 | 1 | 0 | 10 | 0 | 0 | 0 | 30 | 30 |
| 40 | Wheatland | 0 | 37 | 0 | 51 | 35 | 16 | 51 | 24 | 0 | 2 | 0 | 2 | 0 | 7 | 2 | 0 | 0 | 26 | 28 |
| 41 | White Rock | 0 | 271 | 0 | 282 | 174 | 108 | 282 | 192 | 0 | 4 | 0 | 4 | 41 | 150 | 43 | 16 | 40 | 93 | 192 |
| 42 | Church of the Disciple | 0 | 3 | 2 | 181 | 144 | 37 | 181 | 428 | 328 | 0 | 0 | 0 | 0 | 4 | 7 | 12 | 5 | 81 | 105 |
| 43 | DeSoto First | 0 | 184 | 10 | 222 | 139 | 83 | 222 | 121 | 0 | 2 | 4 | 6 | 17 | 29 | 28 | 26 | 17 | 133 | 204 |
| 44 | The Village | 0 | 3 | 18 | 280 | 183 | 97 | 280 | 290 | 40 | 0 | 0 | 0 | 0 | 0 | 65 | 35 | 30 | 125 | 255 |
| 45 | Duncanville First | 4 | 557 | 16 | 614 | 320 | 294 | 614 | 198 | 0 | 0 | 2 | 2 | 148 | 42 | 50 | 10 | 10 | 170 | 240 |
| 46 | Jubilee | 0 | 2 | 0 | 158 | 108 | 50 | 158 | 45 | 0 | 3 | 5 | 8 | 0 | 0 | 5 | 5 | 7 | 12 | 29 |
| 47 | Duncanville Trinity | 0 | 164 | 0 | 183 | 107 | 76 | 183 | 52 | 0 | 0 | 1 | 1 | 9 | 6 | 3 | 2 | 0 | 27 | 32 |
| 48 | Chapel Hill | 0 | 209 | 0 | 216 | 129 | 87 | 216 | 73 | 0 | 0 | 0 | 0 | 0 | 22 | 12 | 8 | 0 | 45 | 65 |
| 49 | Farmers Branch Christ | 0 | 596 | 3 | 612 | 363 | 249 | 612 | 269 | 13 | 3 | 6 | 9 | 52 | 260 | 59 | 51 | 12 | 318 | 440 |
| 50 | Immanuel Korean Fellowship | 0 | 3 | 0 | 68 | 43 | 25 | 68 | 53 | 0 | 0 | 2 | 2 | 0 | 0 | 10 | 2 | 30 | 26 | 68 |
| 51 | Webb Chapel | 0 | 65 | 0 | 68 | 47 | 21 | 68 | 20 | 0 | 0 | 0 | 0 | 0 | 0 | 2 | 0 | 0 | 5 | 7 |
| 52 | Ferris God's Kingdom | 0 | 0 | 0 | 19 | 11 | 8 | 19 | 13 | 0 | 0 | 0 | 0 | 2 | 0 | 0 | 0 | 0 | 4 | 4 |
| 53 | Axe Memorial | 0 | 139 | 2 | 167 | 97 | 70 | 167 | 160 | 25 | 0 | 0 | 0 | 0 | 47 | 25 | 10 | 10 | 90 | 135 |
| 54 | Buckingham | 2 | 178 | 1 | 209 | 124 | 85 | 209 | 117 | 0 | 1 | 5 | 6 | 12 | 70 | 16 | 21 | 8 | 114 | 159 |
| 55 | Garland First | 2 | 1146 | 3 | 1195 | 669 | 526 | 1195 | 360 | 0 | 6 | 2 | 8 | 2 | 538 | 131 | 51 | 79 | 496 | 757 |

Metro District Table 2 (Continued)

| | CHURCH MEMBERSHIP | | | | | | | | | | CHRISTIAN FORMATION GROUPS (CFG) | | | | | | | | |
|-------------------------|----------------------|-------|--------------|----------------------------|-------------------|-------|-------------------------|---|--------------------------------------|---|---|--|---|------------------------------|-------|------|------|-------|-------|
| | MEMBERSHIP ETHNICITY | | | | MEMBERSHIP GENDER | | | Avg Attendance At All Weekly Worship Services | Number Of Persons Who Worship Online | Number Of Persons Baptized This Year (0-12 Yrs) | Number Of Persons Baptized This Year (13 Yrs-Older) | TOTAL NUMBER OF PERSONS BAPTIZED THIS YEAR | Total Baptized Members Who Have Not Become Professing Members | Number Of Other Constituents | | | | | |
| | Pacific Islander | White | Multi-Racial | TOTAL MEMBERSHIP ETHNICITY | Female | Male | TOTAL MEMBERSHIP GENDER | | | | | | | | | | | | |
| CHURCH NAME | 5e | 5f | 5g | 5 | 6a | 6b | 6 | 7 | 7a | 8a | 8b | 8 | 9 | 10 | 11a | 11b | 11c | 11d | 11 |
| 56 New World | 0 | 168 | 5 | 183 | 112 | 71 | 183 | 120 | 0 | 1 | 0 | 1 | 8 | 19 | 32 | 19 | 10 | 90 | 151 |
| 57 St. Philip's | 0 | 198 | 2 | 233 | 138 | 95 | 233 | 122 | 0 | 0 | 0 | 0 | 19 | 56 | 38 | 16 | 13 | 70 | 137 |
| 58 Grand Prairie First | 0 | 214 | 50 | 319 | 189 | 130 | 319 | 285 | 80 | 1 | 0 | 1 | 35 | 120 | 31 | 25 | 22 | 115 | 193 |
| 59 The Woods | 6 | 297 | 23 | 417 | 275 | 142 | 417 | 487 | 300 | 1 | 2 | 3 | 2 | 23 | 86 | 26 | 25 | 60 | 197 |
| 60 Living First | 2 | 752 | 0 | 842 | 437 | 405 | 842 | 222 | 0 | 4 | 0 | 4 | 25 | 83 | 58 | 40 | 10 | 290 | 398 |
| 61 Kirkwood | 0 | 29 | 1 | 120 | 84 | 36 | 120 | 80 | 0 | 2 | 13 | 15 | 0 | 0 | 14 | 21 | 2 | 30 | 67 |
| 62 Korean Central | 0 | 8 | 14 | 1524 | 960 | 564 | 1524 | 2121 | 0 | 20 | 14 | 34 | 266 | 255 | 205 | 220 | 155 | 520 | 1100 |
| 63 Korean North Central | 0 | 0 | 0 | 50 | 35 | 15 | 50 | 60 | 0 | 0 | 0 | 0 | 0 | 12 | 6 | 9 | 7 | 0 | 22 |
| 64 Northgate | 0 | 86 | 7 | 124 | 70 | 54 | 124 | 86 | 0 | 0 | 0 | 0 | 5 | 25 | 15 | 15 | 5 | 9 | 44 |
| 65 Oak Haven | 0 | 69 | 0 | 121 | 78 | 43 | 121 | 41 | 0 | 0 | 2 | 2 | 16 | 69 | 7 | 6 | 6 | 13 | 32 |
| 66 Plymouth Park | 0 | 914 | 14 | 997 | 572 | 425 | 997 | 341 | 16 | 9 | 1 | 10 | 87 | 152 | 150 | 83 | 55 | 148 | 436 |
| 67 Lancaster First | 0 | 90 | 0 | 97 | 61 | 36 | 97 | 35 | 0 | 0 | 0 | 0 | 0 | 2 | 3 | 2 | 0 | 0 | 5 |
| 68 Mesquite First | 1 | 487 | 6 | 559 | 368 | 191 | 559 | 162 | 0 | 1 | 0 | 1 | 73 | 25 | 15 | 15 | 15 | 145 | 190 |
| 69 St. Marks | 0 | 116 | 0 | 142 | 91 | 51 | 142 | 58 | 0 | 1 | 0 | 1 | 18 | 6 | 4 | 10 | 4 | 54 | 72 |
| 70 St. Stephen | 1 | 148 | 5 | 162 | 92 | 70 | 162 | 91 | 0 | 4 | 0 | 4 | 0 | 137 | 33 | 44 | 16 | 44 | 137 |
| 71 Arapaho | 0 | 1137 | 0 | 1186 | 666 | 520 | 1186 | 276 | 0 | 10 | 3 | 13 | 390 | 608 | 719 | 107 | 90 | 323 | 1239 |
| 72 Faith | 0 | 4 | 2 | 110 | 66 | 44 | 110 | 82 | 0 | 0 | 0 | 0 | 31 | 30 | 16 | 14 | 13 | 46 | 89 |
| 73 Richardson First | 8 | 6059 | 6 | 6307 | 3544 | 2763 | 6307 | 2477 | 157 | 77 | 21 | 98 | 59 | 2997 | 809 | 407 | 98 | 576 | 1890 |
| 74 First Korean | 0 | 2 | 0 | 96 | 52 | 44 | 96 | 80 | 0 | 1 | 0 | 1 | 0 | 0 | 12 | 7 | 8 | 41 | 68 |
| 75 Seagoville | 0 | 51 | 0 | 56 | 33 | 23 | 56 | 40 | 0 | 0 | 0 | 0 | 5 | 5 | 10 | 0 | 0 | 40 | 50 |
| 76 New Covenant | 0 | 125 | 0 | 155 | 79 | 76 | 155 | 102 | 4 | 0 | 0 | 0 | 5 | 23 | 7 | 17 | 3 | 59 | 86 |
| 77 Trinity Hispanic | 0 | 0 | 0 | 0 | 0 | 0 | 0 | 42 | 0 | 0 | 0 | 0 | 0 | 0 | 0 | 0 | 0 | 0 | 0 |
| 78 METRO DISTRICT | 0 | 0 | 0 | 0 | 0 | 0 | 0 | 0 | 0 | 0 | 0 | 0 | 0 | 0 | 0 | 0 | 0 | 0 | 0 |
| TOTAL 2018 | 42 | 42832 | 315 | 55133 | 31776 | 23357 | 55133 | 24298 | 3549 | 738 | 209 | 947 | 6524 | 42062 | 11482 | 5115 | 3016 | 18928 | 38541 |
| TOTAL 2017 | 38 | 43085 | 320 | 55233 | 31987 | 23246 | 55233 | 23979 | 2254 | 638 | 170 | 808 | 6497 | 30680 | 10581 | 4719 | 2553 | 17411 | 35264 |
| Inc/Dec 2018 over 2017 | 4 | -253 | -5 | -100 | -211 | 111 | -100 | 319 | 1295 | 100 | 39 | 139 | 27 | 11382 | 901 | 396 | 463 | 1517 | 3277 |

Metro District Table 3

| | CHRISTIAN FORMATION GROUPS (CFG) INCLUDING SUNDAY SCHOOL | | | | | | | UMM | | UMW | | MISSION ENGAGEMENT | | | | | | | ASSETS AND DEBT | |
|-------------------------------|--|---|---------------------------------------|--|--|---|-----|-------|-----|-------|-----|--------------------|----|-----|-----|-------|--------|-----------|-----------------|----|
| | Total Enrolled In Confirmation Preparation Classes This Year | Avg Weekly Attendance (all ages) In Sunday School Or Other Weekly Education Classes | Participants In Vacation Bible School | Number Of Ongoing Sunday Church School Classes Offered | Number Of Ongoing Small Groups, Support Groups, Or Classes Offered (Other Than Sunday Church School) | Number Of Support Groups Or Small Groups Offered Short Term | 18a | 18b | 19a | 19b | 20a | 20b | 21 | 21a | 21b | 22 | 23 | 24 | 25 | |
| CHURCH NAME | 12 | 13 | 14 | 15 | 16 | 17 | | | | | | | | | | | | | | |
| 1 Holy Covenant | 6 | 108 | 50 | 12 | 10 | 13 | 0 | 0 | 0 | 0 | 2 | 15 | 10 | 2 | 7 | 162 | 1231 | 2710619 | 65133 | 1 |
| 2 Wesley Korean | 0 | 40 | 18 | 5 | 10 | 5 | 30 | 0 | 50 | 0 | 0 | 0 | 1 | 0 | 0 | 8 | 8 | 3000000 | 83000 | 2 |
| 3 Cedar Hill | 0 | 37 | 0 | 4 | 8 | 0 | 0 | 0 | 0 | 0 | 0 | 0 | 0 | 2 | 11 | 140 | 3040 | 4267968 | 340954 | 3 |
| 4 Agape Memorial | 10 | 33 | 0 | 5 | 3 | 6 | 10 | 785 | 20 | 4430 | 0 | 0 | 4 | 0 | 2 | 38 | 150 | 2000000 | 272789 | 4 |
| 5 Camp Wisdom | 0 | 0 | 57 | 0 | 4 | 1 | 0 | 0 | 0 | 0 | 0 | 0 | 3 | 0 | 3 | 7 | 112 | 493753 | 29729 | 5 |
| 6 Glen Oaks | 0 | 4 | 25 | 1 | 1 | 1 | 0 | 0 | 4 | 0 | 0 | 0 | 2 | 0 | 1 | 4 | 0 | 1567435 | 92400 | 6 |
| 7 Casa Emanuel | 0 | 18 | 60 | 2 | 11 | 1 | 6 | 700 | 12 | 1000 | 0 | 0 | 7 | 0 | 0 | 55 | 65 | 504000 | 375000 | 7 |
| 8 Casa Linda | 49 | 87 | 0 | 6 | 14 | 8 | 0 | 0 | 21 | 1000 | 0 | 0 | 15 | 2 | 5 | 29 | 637 | 1572500 | 4548 | 8 |
| 9 Christ's Foundry Fellowship | 0 | 75 | 38 | 5 | 16 | 7 | 0 | 0 | 0 | 0 | 0 | 0 | 5 | 0 | 0 | 85 | 2500 | 2535000 | 37504 | 9 |
| 10 Cochran Chapel | 0 | 23 | 56 | 3 | 3 | 1 | 0 | 0 | 0 | 0 | 0 | 0 | 5 | 0 | 5 | 50 | 720 | 9078539 | 8381991 | 10 |
| 11 Cockrell Hill | 0 | 10 | 0 | 3 | 5 | 1 | 7 | 0 | 7 | 0 | 0 | 0 | 0 | 0 | 0 | 0 | 0 | 2359000 | 12724 | 11 |
| 12 Community | 0 | 42 | 0 | 4 | 4 | 2 | 17 | 0 | 30 | 0 | 0 | 0 | 3 | 3 | 3 | 0 | 575 | 1575000 | 2750000 | 12 |
| 13 Elmwood-El Buen Samaritano | 5 | 70 | 40 | 7 | 6 | 3 | 15 | 0 | 30 | 0 | 0 | 0 | 4 | 1 | 3 | 30 | 250 | 4228961 | 14520 | 13 |
| 14 Dallas First | 10 | 348 | 171 | 35 | 2 | 24 | 0 | 0 | 160 | 6000 | 3 | 35 | 26 | 2 | 22 | 1260 | 63000 | 33427125 | 5402284 | 14 |
| 15 Dallas Grace | 4 | 90 | 44 | 9 | 8 | 6 | 0 | 0 | 32 | 3000 | 0 | 0 | 7 | 1 | 7 | 85 | 19000 | 6872378 | 615589 | 15 |
| 16 Greeland Hills | 8 | 80 | 51 | 8 | 2 | 1 | 0 | 0 | 0 | 0 | 0 | 0 | 45 | 12 | 45 | 80 | 1000 | 2539500 | 280158 | 16 |
| 17 Hamilton Park | 12 | 81 | 60 | 7 | 10 | 10 | 25 | 10463 | 65 | 2003 | 0 | 0 | 7 | 5 | 6 | 55 | 5050 | 7500000 | 15713 | 17 |
| 18 Highland Hills | 0 | 63 | 80 | 7 | 5 | 10 | 33 | 745 | 38 | 590 | 0 | 0 | 2 | 1 | 1 | 12 | 8 | 1169950 | 194822 | 18 |
| 19 Highland Park | 252 | 1436 | 1241 | 77 | 239 | 108 | 0 | 0 | 506 | 10895 | 0 | 0 | 44 | 9 | 44 | 11155 | 128000 | 102000000 | 182000000 | 19 |
| 20 Munger Place | 48 | 375 | 350 | 29 | 4 | 14 | 0 | 0 | 0 | 0 | 0 | 0 | 7 | 0 | 0 | 350 | 1000 | 188000000 | 150000000 | 20 |
| 21 The Grove | 15 | 44 | 54 | 17 | 14 | 2 | 0 | 0 | 0 | 0 | 0 | 0 | 3 | 0 | 0 | 40 | 700 | 5200000 | 3000000 | 21 |
| 22 Kessler Park | 0 | 70 | 48 | 4 | 6 | 2 | 0 | 0 | 10 | 300 | 0 | 0 | 13 | 2 | 13 | 60 | 400 | 8257478 | 84618 | 22 |
| 23 Lake Highlands | 14 | 200 | 475 | 23 | 5 | 7 | 0 | 0 | 32 | 250 | 3 | 47 | 4 | 0 | 5 | 142 | 480 | 4500000 | 77303 | 23 |
| 24 Lakewood | 0 | 44 | 0 | 2 | 3 | 3 | 0 | 0 | 25 | 0 | 0 | 0 | 6 | 0 | 6 | 120 | 525 | 5542361 | 600337 | 24 |
| 25 Lovers Lane | 108 | 359 | 653 | 96 | 145 | 33 | 57 | 0 | 212 | 12643 | 1 | 45 | 42 | 11 | 38 | 4886 | 229051 | 45000000 | 190000000 | 25 |
| 26 Northaven | 5 | 71 | 43 | 4 | 15 | 16 | 0 | 0 | 51 | 0 | 1 | 15 | 15 | 4 | 6 | 110 | 900 | 6021000 | 493753 | 26 |
| 27 Oak Lawn | 8 | 8 | 0 | 1 | 6 | 8 | 16 | 0 | 23 | 0 | 0 | 0 | 10 | 2 | 8 | 450 | 12600 | 5956496 | 5585134 | 27 |
| 28 Pleasant Mound | 0 | 6 | 0 | 1 | 1 | 3 | 6 | 0 | 15 | 1150 | 0 | 0 | 5 | 0 | 0 | 10 | 221 | 1473502 | 117951 | 28 |
| 29 Preston Hollow | 0 | 47 | 60 | 2 | 9 | 0 | 0 | 0 | 16 | 0 | 0 | 0 | 8 | 0 | 0 | 40 | 4850 | 9829498 | 3276624 | 29 |
| 30 Ridgewood Park | 8 | 56 | 221 | 8 | 10 | 1 | 5 | 1200 | 58 | 7437 | 0 | 0 | 15 | 7 | 10 | 626 | 8204 | 4049396 | 244159 | 30 |

Metro District Table 3 (Continued)

| | CHRISTIAN FORMATION GROUPS (CFG) INCLUDING SUNDAY SCHOOL | | | | | | | UMM | | UMW | | MISSION ENGAGEMENT | | | | | | | ASSETS AND DEBT | | |
|----------------------------|--|---|---------------------------------------|--|--|---|------------------------------------|--------------------------|--------------------------------------|---|--|---|---|---|---|--|---|--|---|----|--|
| | Total Enrolled In Confirmation Preparation Classes This Year | Avg Weekly Attendance (all ages) In Sunday School Or Other Weekly Education Classes | Participants In Vacation Bible School | Number Of Ongoing Sunday Church School Classes Offered | Number Of Ongoing Small Groups, Support Groups, Or Classes Offered (Other Than Sunday Church School) | Number Of Support Groups Or Small Groups Offered Short Term | Membership In United Methodist Men | Amount Paid for Projects | Membership In United Methodist Women | Amount Paid For Local Church And Community Work (UMW) | Number of UMWIM Teams Sent From Local Church | Number Of Persons Sent On UMWIM Teams From Local Church | Total Number Of Community Ministries For Outreach, Justice, And Mercy Offered | Of The Ministries Counted In Line 21, How Many Focus On Global/Regional Health? | Of The Ministries Counted In Line 21, How Many Focus On Engaging In Ministry With the Poor/Socially Marginalized? | Number Of Persons From Your Congregation Serving In Mission/Community Ministries | Number Of Persons Served By Community Ministries For Outreach, Justice, And Mercy | Market Value Of Church-Owned Land, Buildings, Vehicles And Equipment | Market Value of Financial And Other Liquid Assets | | |
| CHURCH NAME | 12 | 13 | 14 | 15 | 16 | 17 | 18a | 18b | 19a | 19b | 20a | 20b | 21 | 21a | 21b | 22 | 23 | 24 | 25 | | |
| St. Luke 'Community' | 0 | 155 | 115 | 13 | 12 | 15 | 50 | 25879 | 25 | 2806 | 0 | 0 | 5 | 0 | 1 | 350 | 6000 | 7058384 | 2032741 | 31 | |
| Dallas St. Paul | 0 | 63 | 164 | 6 | 3 | 0 | 163 | 4500 | 40 | 780 | 0 | 0 | 5 | 0 | 4 | 1500 | 38000 | 3285000 | 35011 | 32 | |
| Spring Valley | 18 | 239 | 142 | 13 | 21 | 2 | 0 | 0 | 38 | 5257 | 2 | 44 | 8 | 1 | 8 | 295 | 5465 | 9252075 | 582402 | 33 | |
| Tyler Street | 9 | 145 | 40 | 13 | 12 | 6 | 0 | 0 | 0 | 0 | 0 | 0 | 27 | 0 | 14 | 1611 | 6143 | 9408000 | 929667 | 34 | |
| Umphress Road | 0 | 40 | 100 | 7 | 1 | 0 | 17 | 100 | 23 | 1275 | 0 | 0 | 3 | 0 | 0 | 15 | 300 | 216340 | 285367 | 35 | |
| University Park | 10 | 205 | 130 | 18 | 24 | 15 | 0 | 0 | 113 | 11250 | 0 | 0 | 24 | 3 | 21 | 620 | 1585 | 44017060 | 3664852 | 36 | |
| Union | 23 | 0 | 0 | 0 | 4 | 1 | 0 | 0 | 0 | 0 | 0 | 0 | 2 | 0 | 3 | 297 | 1867 | 237155 | 322284 | 37 | |
| Walnut Hill | 8 | 253 | 147 | 8 | 16 | 21 | 11 | 845 | 54 | 1563 | 0 | 0 | 12 | 3 | 10 | 214 | 1588 | 7804676 | 299549 | 38 | |
| Dallas Warren | 0 | 20 | 0 | 2 | 1 | 0 | 9 | 0 | 0 | 600 | 0 | 0 | 2 | 0 | 2 | 8 | 70 | 1859370 | 13000 | 39 | |
| Wheatland | 0 | 26 | 0 | 1 | 2 | 1 | 0 | 0 | 17 | 240 | 0 | 0 | 2 | 0 | 2 | 19 | 500 | 1737578 | 104480 | 40 | |
| White Rock | 0 | 98 | 60 | 10 | 4 | 3 | 0 | 0 | 25 | 700 | 0 | 0 | 13 | 0 | 0 | 433 | 5000 | 8500000 | 61000 | 41 | |
| Church of the Disciple | 0 | 40 | 30 | 4 | 4 | 3 | 5 | 200 | 20 | 400 | 0 | 0 | 7 | 1 | 4 | 100 | 785 | 1980900 | 14968 | 42 | |
| DeSoto First | 8 | 62 | 76 | 8 | 8 | 2 | 0 | 0 | 40 | 465 | 0 | 0 | 26 | 10 | 24 | 54 | 300 | 2650000 | 471023 | 43 | |
| The Village | 13 | 70 | 100 | 3 | 2 | 0 | 20 | 0 | 50 | 0 | 0 | 0 | 3 | 0 | 0 | 3 | 125 | 133587 | 301957 | 44 | |
| Duncanville First | 3 | 200 | 65 | 13 | 4 | 2 | 29 | 0 | 72 | 0 | 0 | 0 | 4 | 1 | 3 | 100 | 120 | 12042063 | 1367197 | 45 | |
| Jubilee | 5 | 7 | 25 | 1 | 1 | 1 | 5 | 0 | 60 | 0 | 0 | 0 | 0 | 0 | 0 | 0 | 0 | 497130 | 4820 | 46 | |
| Duncanville Trinity | 2 | 12 | 0 | 2 | 3 | 4 | 18 | 495 | 25 | 811 | 1 | 5 | 7 | 4 | 7 | 91 | 1975 | 1550000 | 77441 | 47 | |
| Chapel Hill | 0 | 29 | 0 | 7 | 2 | 0 | 16 | 0 | 20 | 0 | 2 | 15 | 7 | 0 | 7 | 150 | 7500 | 3212370 | 253813 | 48 | |
| Farmers Branch Christ | 0 | 220 | 150 | 18 | 13 | 4 | 52 | 1000 | 56 | 2345 | 0 | 0 | 13 | 2 | 7 | 82 | 1100 | 7202950 | 645429 | 49 | |
| Immanuel Korean Fellowship | 12 | 10 | 22 | 2 | 5 | 1 | 10 | 0 | 16 | 0 | 0 | 0 | 0 | 0 | 0 | 0 | 0 | 0 | 97884 | 50 | |
| Webb Chapel | 0 | 5 | 0 | 1 | 0 | 0 | 0 | 0 | 0 | 0 | 0 | 0 | 2 | 2 | 2 | 5 | 200 | 8988630 | 25822 | 51 | |
| Ferris God's Kingdom | 0 | 0 | 0 | 0 | 0 | 0 | 0 | 0 | 0 | 0 | 0 | 0 | 2 | 0 | 2 | 5 | 19 | 200000 | 18152 | 52 | |
| Ave Memorial | 0 | 75 | 35 | 7 | 3 | 3 | 10 | 0 | 16 | 5172 | 0 | 0 | 16 | 2 | 11 | 50 | 15600 | 4161777 | 210710 | 53 | |
| Buckingham | 5 | 48 | 49 | 6 | 5 | 1 | 0 | 0 | 0 | 0 | 0 | 0 | 21 | 1 | 4 | 112 | 652 | 2587334 | 114567 | 54 | |
| Garland First | 6 | 333 | 266 | 44 | 28 | 15 | 61 | 5251 | 37 | 2190 | 6 | 71 | 6 | 3 | 5 | 1790 | 7400 | 8071318 | 605337 | 55 | |

Metro District Table 3 (Continued)

| CHURCH NAME | CHRISTIAN FORMATION GROUPS (CFG) INCLUDING SUNDAY SCHOOL | | | | | | UMM | | UMW | | MISSION ENGAGEMENT | | | | | | | ASSETS AND DEBT | |
|-------------------------|--|------|------|-----|------|-----|------|-------|------|--------|--------------------|-----|-----|-----|-----|-------|--------|-----------------|-----------|
| | 12 | 13 | 14 | 15 | 16 | 17 | 18a | 18b | 19a | 19b | 20a | 20b | 21 | 21a | 21b | 22 | 23 | 24 | 25 |
| 56 New World | 0 | 85 | 0 | 12 | 4 | 1 | 20 | 16000 | 0 | 0 | 0 | 0 | 6 | 0 | 3 | 55 | 400 | 3095000 | 3486556 |
| 57 St Philip's | 3 | 83 | 30 | 15 | 3 | 4 | 0 | 0 | 0 | 0 | 0 | 0 | 8 | 1 | 5 | 100 | 2000 | 3967700 | 5138157 |
| 58 Grand Prairie First | 0 | 84 | 67 | 7 | 5 | 3 | 38 | 2300 | 0 | 0 | 0 | 0 | 4 | 1 | 4 | 170 | 3800 | 7515256 | 247501158 |
| 59 The Woods | 5 | 96 | 0 | 9 | 10 | 10 | 12 | 0 | 78 | 75 | 0 | 0 | 13 | 0 | 0 | 100 | 400 | 4400370 | 2537459 |
| 60 Irving First | 0 | 150 | 161 | 14 | 20 | 6 | 0 | 0 | 0 | 0 | 1 | 19 | 5 | 5 | 5 | 422 | 7850 | 11878313 | 38128660 |
| 61 Kiriwood | 0 | 66 | 75 | 4 | 3 | 2 | 0 | 0 | 0 | 0 | 0 | 0 | 1 | 0 | 1 | 25 | 315 | 2140039 | 1721161 |
| 62 Korean Central | 4 | 490 | 225 | 30 | 145 | 45 | 25 | 0 | 135 | 0 | 0 | 0 | 8 | 0 | 0 | 235 | 185 | 8300000 | 26700062 |
| 63 Korean North Central | 0 | 20 | 17 | 2 | 0 | 0 | 0 | 0 | 0 | 0 | 0 | 0 | 0 | 0 | 0 | 0 | 0 | 1500000 | 1000063 |
| 64 Norridge | 2 | 38 | 96 | 4 | 0 | 6 | 11 | 1488 | 31 | 300 | 0 | 0 | 5 | 0 | 2 | 52 | 2504 | 1992064 | 9125064 |
| 65 Oak Haven | 0 | 11 | 0 | 1 | 2 | 0 | 9 | 5200 | 0 | 0 | 0 | 0 | 3 | 0 | 1 | 10 | 700 | 830000 | 10643065 |
| 66 Plymouth Park | 4 | 113 | 100 | 16 | 20 | 7 | 0 | 0 | 110 | 4575 | 1 | 11 | 3 | 1 | 2 | 361 | 1469 | 6300000 | 44414966 |
| 67 Lancaster First | 0 | 10 | 28 | 2 | 3 | 0 | 0 | 0 | 9 | 2187 | 0 | 0 | 2 | 1 | 1 | 15 | 150 | 1143310 | 49711167 |
| 68 Mesquite First | 0 | 100 | 27 | 7 | 8 | 3 | 0 | 400 | 14 | 400 | 0 | 0 | 2 | 1 | 1 | 65 | 830 | 5812182 | 21652468 |
| 69 St. Marks | 0 | 30 | 70 | 7 | 3 | 1 | 14 | 1200 | 31 | 2250 | 0 | 0 | 13 | 3 | 10 | 63 | 637 | 1400000 | 13789369 |
| 70 St. Stephen | 4 | 52 | 13 | 7 | 6 | 2 | 0 | 0 | 0 | 0 | 0 | 0 | 19 | 3 | 16 | 103 | 10008 | 1572142 | 7661170 |
| 71 Arapaho | 15 | 98 | 150 | 10 | 10 | 19 | 30 | 0 | 80 | 2515 | 2 | 69 | 27 | 11 | 7 | 754 | 2582 | 7500169 | 41558671 |
| 72 Faith | 2 | 57 | 77 | 6 | 2 | 2 | 30 | 0 | 37 | 500 | 0 | 0 | 1 | 0 | 1 | 21 | 157 | 1302259 | 3023072 |
| 73 Richardson First | 82 | 712 | 968 | 41 | 62 | 48 | 301 | 4750 | 140 | 32003 | 7 | 231 | 12 | 1 | 12 | 2450 | 3100 | 51184169 | 363856373 |
| 74 First Korean | 1 | 54 | 14 | 11 | 7 | 5 | 14 | 2500 | 25 | 4000 | 1 | 15 | 1 | 0 | 0 | 20 | 20 | 1300000 | 3000074 |
| 75 Seagoville | 2 | 15 | 10 | 4 | 2 | 0 | 20 | 0 | 20 | 0 | 0 | 0 | 2 | 0 | 1 | 10 | 1600 | 1928500 | 1183875 |
| 76 New Covenant | 7 | 28 | 40 | 5 | 5 | 0 | 0 | 0 | 0 | 0 | 0 | 0 | 10 | 3 | 6 | 46 | 2481 | 1500000 | 5756876 |
| 77 Trinity Hispanic | 0 | 0 | 0 | 0 | 0 | 0 | 0 | 0 | 0 | 0 | 0 | 0 | 0 | 0 | 0 | 0 | 0 | 0 | 077 |
| 78 METRO DISTRICT | 0 | 0 | 0 | 0 | 0 | 0 | 0 | 0 | 0 | 0 | 0 | 0 | 0 | 0 | 0 | 0 | 0 | 0 | 078 |
| TOTAL 2018 | 815 | 8672 | 7779 | 808 | 1077 | 561 | 1227 | 85601 | 2874 | 135357 | 33 | 637 | 692 | 130 | 483 | 33070 | 627759 | 577239629 | 90066140 |
| TOTAL 2017 | 917 | 8926 | 7583 | 845 | 1161 | 560 | 1176 | 42137 | 2962 | 146637 | 24 | 375 | 654 | 116 | 472 | 26290 | 690639 | 546514113 | 100139552 |
| Incl Dec 2018 over 2017 | -102 | -254 | 196 | -37 | -84 | 1 | 51 | 43464 | -88 | -11280 | 9 | 262 | 38 | 14 | 11 | 6780 | -62880 | 30725516 | -10073712 |

Metro District Table 4

| | ASSETS AND DEBT | | BENEVOLENT GIVING | | | | | | | | | | | | | | | |
|-------------------------------|--|------------|---|--|--------------------------|-----------------------------|------------------------------------|--------------------|--|--|------------------------|--------------|---------------------------|-----------------------------------|------------------------|----------------|---|---|
| | Debt Secured By Church Physical Assets | Other Debt | Total APPORTIONED To Local Church By The Conference | Amount PAID By Local Church To The Conference For All Apportioned Causes | General Advance Specials | World Service Special Gifts | Annual Conference Advance Specials | Youth Service Fund | All Other Funds Sent To Conference For Connectional Mission And Ministry | Total Annual Conference Special Sunday Offerings | Human Relations Sunday | UMCOR Sunday | Peace With Justice Sunday | Native American Ministries Sunday | World Communion Sunday | UM Student Day | Total Amount Given Directly To United Methodist Causes (Not Sent To Conference) | Total Amount Given To Non-United Methodist Benevolent And Charitable Causes |
| CHURCH NAME | 26 | 27 | 28 | 29 | 30 | 31 | 32 | 33 | 34 | 35 | 36a | 36b | 36c | 36d | 36e | 36f | 37 | 38 |
| 1 Holy Covenant | 108925 | 10200 | 48616 | 14755 | 0 | 0 | 0 | 0 | 0 | 0 | 0 | 0 | 0 | 0 | 0 | 0 | 6199 | 41896 |
| 2 Wesley Korean | 1630000 | 0 | 12306 | 12306 | 0 | 0 | 0 | 0 | 0 | 0 | 0 | 0 | 0 | 0 | 0 | 0 | 0 | 0 |
| 3 Cedar Hill | 502163 | 0 | 27747 | 27747 | 787 | 0 | 0 | 0 | 359 | 0 | 0 | 0 | 0 | 0 | 0 | 0 | 0 | 87480 |
| 4 Agape Memorial | 0 | 0 | 14613 | 14613 | 0 | 0 | 0 | 0 | 0 | 300 | 199 | 20 | 132 | 239 | 151 | 0 | 300 | 0 |
| 5 Camp Wisdom | 0 | 0 | 10597 | 10597 | 0 | 0 | 0 | 0 | 0 | 0 | 0 | 0 | 0 | 0 | 0 | 0 | 207 | 0 |
| 6 Glen Oaks | 0 | 0 | 9760 | 9760 | 0 | 0 | 0 | 0 | 0 | 0 | 0 | 0 | 0 | 0 | 0 | 0 | 0 | 0 |
| 7 Casa Emanu-El | 0 | 0 | 12363 | 300 | 0 | 0 | 0 | 0 | 0 | 0 | 0 | 0 | 0 | 0 | 0 | 0 | 200 | 0 |
| 8 Casa Linda | 0 | 0 | 21357 | 16000 | 0 | 0 | 0 | 0 | 0 | 0 | 0 | 0 | 0 | 0 | 0 | 0 | 91670 | 1915 |
| 9 Christ's Foundry Fellowship | 173289 | 5585 | 0 | 0 | 0 | 0 | 0 | 0 | 0 | 0 | 0 | 0 | 0 | 0 | 0 | 0 | 0 | 0 |
| 10 Cochran Chapel | 0 | 0 | 23135 | 23135 | 1300 | 0 | 0 | 0 | 0 | 0 | 0 | 0 | 0 | 0 | 0 | 0 | 14988 | 345 |
| 11 Cockrell Hill | 0 | 0 | 10716 | 10716 | 0 | 0 | 0 | 0 | 0 | 0 | 0 | 0 | 0 | 0 | 0 | 0 | 0 | 195 |
| 12 Community | 0 | 0 | 11530 | 4019 | 0 | 0 | 0 | 0 | 0 | 0 | 0 | 0 | 0 | 0 | 0 | 0 | 0 | 300 |
| 13 Elmwood-El Buen Samaritano | 28368 | 0 | 19298 | 19298 | 75 | 0 | 0 | 0 | 0 | 0 | 183 | 2 | 0 | 130 | 136 | 0 | 0 | 0 |
| 14 Dallas First | 0 | 0 | 255302 | 255302 | 2000 | 0 | 0 | 0 | 1019 | 0 | 0 | 0 | 0 | 0 | 0 | 0 | 57777 | 57770 |
| 15 Dallas Grace | 0 | 0 | 33782 | 33782 | 200 | 0 | 0 | 0 | 280 | 0 | 98 | 0 | 187 | 44 | 83 | 140 | 4713 | 67547 |
| 16 Greenland Hills | 459096 | 0 | 30640 | 30640 | 0 | 0 | 0 | 0 | 0 | 0 | 0 | 0 | 0 | 0 | 0 | 0 | 2000 | 43084 |
| 17 Hamilton Park | 338631 | 0 | 99393 | 52747 | 0 | 0 | 0 | 0 | 0 | 0 | 0 | 0 | 0 | 0 | 0 | 0 | 0 | 76932 |
| 18 Highland Hills | 0 | 905 | 25845 | 25845 | 0 | 0 | 0 | 0 | 0 | 0 | 0 | 0 | 0 | 0 | 0 | 0 | 0 | 0 |
| 19 Highland Park | 0 | 0 | 1393000 | 1393000 | 0 | 0 | 0 | 0 | 0 | 0 | 0 | 0 | 0 | 0 | 0 | 0 | 2246806 | 3935957 |
| 20 Munger Place | 0 | 0 | 0 | 0 | 0 | 0 | 0 | 0 | 0 | 0 | 0 | 0 | 0 | 0 | 0 | 0 | 16500 | 127563 |
| 21 The Grove | 0 | 0 | 0 | 0 | 0 | 0 | 0 | 0 | 0 | 0 | 0 | 0 | 0 | 0 | 0 | 0 | 0 | 2970 |
| 22 Kessler Park | 140678 | 1655 | 58261 | 58260 | 0 | 0 | 0 | 0 | 0 | 0 | 0 | 0 | 0 | 0 | 0 | 0 | 645 | 5731 |
| 23 Lake Highlands | 904547 | 0 | 113170 | 113170 | 2975 | 0 | 0 | 0 | 0 | 0 | 0 | 0 | 0 | 0 | 0 | 0 | 2500 | 49202 |
| 24 Lakewood | 385850 | 0 | 23339 | 23339 | 1160 | 0 | 0 | 0 | 225 | 0 | 0 | 0 | 0 | 0 | 0 | 0 | 0 | 6979 |
| 25 Lovers Lane | 4935475 | 0 | 374712 | 374712 | 0 | 0 | 0 | 0 | 0 | 0 | 0 | 0 | 0 | 0 | 0 | 0 | 217393 | 0 |
| 26 Northaven | 1389140 | 0 | 75287 | 75287 | 1885 | 0 | 0 | 0 | 0 | 0 | 0 | 0 | 0 | 0 | 0 | 0 | 25460 | 51453 |
| 27 Oak Lawn | 0 | 0 | 57136 | 57136 | 0 | 0 | 0 | 0 | 0 | 0 | 0 | 0 | 0 | 0 | 0 | 71 | 0 | 0 |
| 28 Pleasant Mound | 0 | 12000 | 9614 | 9614 | 0 | 0 | 0 | 0 | 0 | 0 | 0 | 0 | 0 | 0 | 0 | 0 | 0 | 463 |
| 29 Preston Hollow | 0 | 0 | 56006 | 56006 | 50 | 0 | 0 | 0 | 0 | 0 | 200 | 0 | 0 | 0 | 0 | 0 | 158714 | 61957 |
| 30 Ridgewood Park | 46240 | 0 | 49013 | 49013 | 0 | 0 | 0 | 0 | 0 | 0 | 15 | 25 | 15 | 70 | 328 | 20 | 622 | 7350 |

[illegible]

BENEVOLENT GIVING

| | | ASSETS AND DEBT | | BENEVOLENT GIVING | | | | | | | | | | | | | | | | |
|------------------------|----------------------|--|------------|-------------------|---|--|--------------------------|-----------------------------|------------------------------------|--------------------|--|--|------------------------|--------------|---------------------------|-----------------------------------|------------------------|----------------|---|---|
| | | Debt Secured By Church Physical Assets | Other Debt | | Total APPORTIONED To Local Church By The Conference | Amount PAID By Local Church To The Conference For All Apportioned Causes | General Advance Specials | World Service Special Gifts | Annual Conference Advance Specials | Youth Service Fund | All Other Funds Sent To Conference For Connectional Mission And Ministry | Total Annual Conference Special Sunday Offerings | Human Relations Sunday | UMCOR Sunday | Peace With Justice Sunday | Native American Ministries Sunday | World Communion Sunday | UM Student Day | Total Amount Given Directly To United Methodist Causes (Not Sent To Conference) | Total Amount Given To Non-United Methodist Benevolent And Charitable Causes |
| | CHURCH NAME | 26 | 27 | 28 | 29 | 30 | 31 | 32 | 33 | 34 | 35 | 36a | 36b | 36c | 36d | 36e | 36f | 37 | 38 | |
| 56 | New World | 591471 | 0 | 29364 | 29364 | 0 | 0 | 0 | 0 | 0 | 0 | 0 | 0 | 0 | 0 | 0 | 0 | 0 | 0 | 0 |
| 57 | St. Philip's | 657850 | 0 | 30898 | 15385 | 0 | 0 | 0 | 0 | 0 | 0 | 0 | 0 | 0 | 0 | 0 | 0 | 0 | 0 | 9131 |
| 58 | Grand Prairie First | 0 | 0 | 49748 | 49748 | 0 | 0 | 0 | 0 | 0 | 0 | 0 | 1358 | 0 | 0 | 0 | 0 | 2638 | 0 | 19541 |
| 59 | The Woods | 3290429 | 0 | 35513 | 11111 | 0 | 0 | 0 | 0 | 0 | 0 | 0 | 0 | 0 | 0 | 0 | 0 | 0 | 0 | 59 |
| 60 | Living First | 0 | 61450 | 76502 | 76502 | 1703 | 0 | 1800 | 0 | 453 | 1450 | 0 | 295 | 0 | 0 | 0 | 0 | 1000 | 0 | 87142 |
| 61 | Kirkwood | 0 | 0 | 21676 | 21676 | 0 | 0 | 0 | 0 | 0 | 0 | 0 | 0 | 0 | 0 | 0 | 0 | 0 | 0 | 890 |
| 62 | Korean Central | 4000000 | 0 | 125258 | 125258 | 0 | 0 | 0 | 0 | 0 | 0 | 0 | 0 | 0 | 0 | 0 | 0 | 0 | 0 | 438976 |
| 63 | Korean North Central | 900000 | 0 | 0 | 0 | 0 | 0 | 0 | 0 | 0 | 0 | 0 | 0 | 0 | 0 | 0 | 0 | 0 | 0 | 3180 |
| 64 | Norrigate | 0 | 0 | 16991 | 10417 | 0 | 0 | 0 | 0 | 0 | 0 | 0 | 139 | 60 | 168 | 135 | 0 | 0 | 0 | 0 |
| 65 | Oak Haven | 0 | 0 | 7899 | 0 | 0 | 0 | 0 | 0 | 0 | 0 | 0 | 0 | 0 | 0 | 0 | 0 | 0 | 0 | 696 |
| 66 | Plymouth Park | 0 | 18084 | 97121 | 97121 | 4375 | 0 | 1981 | 0 | 0 | 1143 | 0 | 0 | 0 | 0 | 0 | 0 | 16527 | 0 | 28530 |
| 67 | Lancaster First | 0 | 0 | 18926 | 18926 | 0 | 0 | 0 | 0 | 0 | 0 | 0 | 0 | 0 | 0 | 0 | 0 | 0 | 0 | 731 |
| 68 | Mesquite First | 15556 | 0 | 53245 | 53245 | 0 | 0 | 0 | 0 | 0 | 0 | 0 | 0 | 0 | 0 | 0 | 0 | 2026 | 0 | 6006 |
| 69 | St. Marks | 0 | 0 | 16702 | 16702 | 0 | 0 | 0 | 0 | 0 | 0 | 0 | 0 | 0 | 0 | 0 | 0 | 0 | 0 | 1350 |
| 70 | St. Stephen | 0 | 0 | 17637 | 17637 | 0 | 0 | 0 | 0 | 0 | 0 | 0 | 0 | 0 | 0 | 0 | 83 | 276 | 0 | 17882 |
| 71 | Arapaho | 253183 | 0 | 81715 | 81715 | 898 | 0 | 0 | 0 | 107 | 0 | 0 | 0 | 0 | 0 | 0 | 0 | 18378 | 0 | 33280 |
| 72 | Faith | 92426 | 0 | 14127 | 14127 | 0 | 0 | 0 | 0 | 0 | 0 | 0 | 0 | 0 | 0 | 0 | 0 | 0 | 0 | 0 |
| 73 | Richardson First | 13867501 | 0 | 507703 | 507703 | 16812 | 0 | 10817 | 0 | 6849 | 1550 | 0 | 1130 | 0 | 0 | 1334 | 0 | 360977 | 0 | 134863 |
| 74 | First Korean | 0 | 0 | 11531 | 11531 | 0 | 0 | 469 | 0 | 0 | 0 | 0 | 0 | 0 | 0 | 0 | 0 | 0 | 0 | 300 |
| 75 | Seagoville | 0 | 20000 | 6632 | 0 | 0 | 0 | 0 | 0 | 0 | 0 | 0 | 0 | 0 | 0 | 0 | 0 | 0 | 0 | 0 |
| 76 | New Covenant | 129027 | 0 | 20056 | 20056 | 1478 | 0 | 0 | 0 | 0 | 0 | 0 | 0 | 0 | 0 | 0 | 0 | 0 | 0 | 3602 |
| 77 | Trinity Hispanic | 0 | 0 | 0 | 0 | 0 | 0 | 0 | 0 | 0 | 0 | 0 | 0 | 0 | 0 | 0 | 0 | 0 | 0 | 0 |
| 78 | METRO DISTRICT | 0 | 0 | 0 | 1293 | 0 | 0 | 0 | 0 | 0 | 0 | 0 | 0 | 0 | 0 | 0 | 0 | 0 | 0 | 0 |
| TOTAL 2018 | | 38732984 | 432220 | 5459082 | 5217426 | 47554 | 0 | 25367 | 0 | 16265 | 7623 | 863 | 3429 | 592 | 878 | 3366 | 733 | 3508498 | 6148206 | |
| TOTAL 2017 | | 42327322 | 411165 | 5308354 | 5094755 | 122287 | 0 | 34351 | 0 | 144360 | 7774 | 659 | 7304 | 435 | 531 | 3166 | 637 | 1570316 | 8166154 | |
| Inc/Dec 2018 over 2017 | | -3594338 | 21055 | 150728 | 122871 | -74733 | 0 | -8984 | 0 | -128095 | -151 | 204 | -3875 | 157 | 347 | 200 | 96 | 1938182 | -2017948 | |

Metro District Table 5

| | MINISTERIAL SUPPORT | | | | | | | | | | | | | LOCAL CHURCH EXPENDITURES | | | | | |
|----|-----------------------------|--------|--------|--------|--------|-------|-------|--------|-------|------|-------|---------|--------|---------------------------|--------|----------|----------|----|--|
| | CHURCH NAME | 39 | 40 | 41a | 41b | 41c | 42a | 42b | 42c | 43 | 44 | 45 | 46 | 47 | 48 | 49 | 50 | | |
| 1 | Holy Covenant | 15864 | 21336 | 61530 | 0 | 47526 | 7000 | 0 | 12000 | 1500 | 0 | 178408 | 17488 | 88809 | 26556 | 7700 | 549567 | 1 | |
| 2 | Wesley Korean | 7200 | 10668 | 49000 | 0 | 0 | 18000 | 0 | 0 | 1000 | 0 | 0 | 15000 | 30000 | 125000 | 2000 | 270174 | 2 | |
| 3 | Cedar Hill | 8201 | 10938 | 37592 | 0 | 0 | 37500 | 0 | 0 | 4460 | 0 | 89585 | 6456 | 104516 | 272368 | 7500 | 695469 | 3 | |
| 4 | Agape Memorial | 5750 | 10668 | 42327 | 0 | 0 | 12000 | 0 | 0 | 600 | 0 | 15961 | 4537 | 41074 | 0 | 39000 | 187871 | 4 | |
| 5 | Camp Wisdom | 0 | 0 | 24000 | 0 | 0 | 6000 | 0 | 0 | 0 | 0 | 35550 | 6910 | 24848 | 0 | 0 | 108112 | 5 | |
| 6 | Glen Oaks | 3084 | 5985 | 19000 | 0 | 0 | 6000 | 0 | 0 | 0 | 0 | 22625 | 7600 | 50700 | 0 | 0 | 124754 | 6 | |
| 7 | Casa Emanuel | 5804 | 8409 | 46758 | 0 | 0 | 12000 | 0 | 0 | 1032 | 0 | 16630 | 3472 | 14897 | 0 | 60706 | 170208 | 7 | |
| 8 | Casa Linda | 10668 | 17780 | 47934 | 51437 | 70000 | 12000 | 22750 | 0 | 0 | 0 | 42850 | 5506 | 67687 | 0 | 12528 | 470725 | 8 | |
| 9 | Christ's Foundry Fellowship | 8379 | 10668 | 58500 | 39500 | 0 | 29000 | 0 | 0 | 0 | 0 | 90195 | 27591 | 61196 | 9700 | 0 | 334729 | 9 | |
| 10 | Codtran Chapel | 8226 | 10668 | 61800 | 0 | 0 | 20600 | 0 | 0 | 583 | 0 | 91376 | 24150 | 57826 | 0 | 64833 | 379830 | 10 | |
| 11 | Cockrell Hill | 0 | 0 | 0 | 0 | 0 | 10000 | 0 | 0 | 0 | 0 | 17501 | 4922 | 20445 | 0 | 0 | 90397 | 11 | |
| 12 | Community | 7627 | 11203 | 48434 | 0 | 0 | 12000 | 0 | 0 | 0 | 1991 | 14225 | 4000 | 39248 | 0 | 0 | 143047 | 12 | |
| 13 | Elmwood-El Buen Samaritano | 7552 | 10668 | 47934 | 0 | 0 | 12000 | 0 | 0 | 2881 | 0 | 54301 | 7790 | 83685 | 25808 | 10313 | 282756 | 13 | |
| 14 | Dallas First | 36137 | 42672 | 120000 | 112330 | 42324 | 61833 | 81833 | 27300 | 0 | 0 | 1503333 | 184728 | 365098 | 952632 | 113421 | 4017509 | 14 | |
| 15 | Dallas Grace | 1189 | 11870 | 52000 | 0 | 7989 | 22541 | 2000 | 0 | 0 | 0 | 126349 | 14997 | 78270 | 0 | 739 | 425018 | 15 | |
| 16 | Greenland Hills | 7599 | 10668 | 32298 | 0 | 0 | 30000 | 0 | 0 | 8000 | 0 | 124057 | 13437 | 49578 | 52356 | 8328 | 412045 | 16 | |
| 17 | Hamilton Park | 16824 | 21336 | 84702 | 49424 | 0 | 31200 | 12000 | 0 | 0 | 0 | 290831 | 177792 | 371212 | 79740 | 24190 | 1288930 | 17 | |
| 18 | Highland Hills | 7486 | 10356 | 46258 | 0 | 0 | 12000 | 0 | 0 | 5000 | 0 | 49600 | 15220 | 49282 | 3750 | 0 | 224797 | 18 | |
| 19 | Highland Park | 125569 | 133350 | 455000 | 726183 | 78508 | 80000 | 351954 | 70000 | 0 | 0 | 5802357 | 714268 | 1461966 | 0 | 21682000 | 39256918 | 19 | |
| 20 | Munger Place | 9380 | 10668 | 120862 | 0 | 0 | 8600 | 0 | 0 | 0 | 0 | 750409 | 691044 | 419431 | 0 | 2475227 | 4629684 | 20 | |
| 21 | The Grove | 23309 | 32004 | 86589 | 41108 | 40554 | 6444 | 20000 | 20000 | 0 | 0 | 40882 | 155490 | 161611 | 0 | 48422 | 679563 | 21 | |
| 22 | Kessler Park | 8060 | 8001 | 57150 | 2 | 24233 | 4091 | 0 | 13715 | 5258 | 15324 | 160566 | 35146 | 187223 | 25620 | 0 | 609625 | 22 | |
| 23 | Lake Highlands | 27734 | 37338 | 67960 | 125090 | 12823 | 25200 | 33600 | 8000 | 0 | 0 | 423303 | 133683 | 80498 | 139920 | 26152 | 1309148 | 23 | |
| 24 | Lakewood | 7764 | 10668 | 45000 | 0 | 0 | 22000 | 0 | 0 | 597 | 0 | 62443 | 15064 | 83099 | 31340 | 0 | 309678 | 24 | |
| 25 | Lovers Lane | 59834 | 75216 | 217287 | 263160 | 73467 | 53000 | 100500 | 40015 | 0 | 0 | 1364505 | 308914 | 459487 | 946314 | 210875 | 4764679 | 25 | |
| 26 | Northaven | 8484 | 10746 | 74484 | 0 | 2412 | 18000 | 0 | 5833 | 2201 | 2000 | 305255 | 71232 | 180835 | 146400 | 77439 | 1059406 | 26 | |
| 27 | Oak Lawn | 15254 | 32724 | 73900 | 5562 | 47026 | 12000 | 5562 | 10000 | 5168 | 0 | 143961 | 96448 | 232054 | 0 | 236403 | 973259 | 27 | |
| 28 | Pleasant Mound | 8867 | 11900 | 47426 | 0 | 0 | 12000 | 0 | 0 | 500 | 0 | 53442 | 4485 | 33957 | 0 | 0 | 182354 | 28 | |
| 29 | Preston Hollow | 6075 | 11774 | 58256 | 0 | 0 | 26000 | 0 | 0 | 0 | 22611 | 273701 | 96779 | 35427 | 0 | 175572 | 983122 | 29 | |
| 30 | Ridgewood Park | 8814 | 10668 | 50000 | 0 | 0 | 52000 | 0 | 0 | 4040 | 0 | 171647 | 50394 | 90758 | 25821 | 151798 | 673398 | 30 | |

[illegible]

Metro District Table 5 (Continued)

| | | MINISTERIAL SUPPORT | | | | | | | | | | | LOCAL CHURCH EXPENDITURES | | | | | | |
|--|-------------|---------------------|----|-----|------|-----|------|-----|-----|-----|-----|----|---------------------------|----|----|----|----|----|----|
| | CHURCH NAME | 39 | 40 | 41a | 41aa | 41b | 41bb | 41c | 42a | 42b | 42c | 43 | 44 | 45 | 46 | 47 | 48 | 49 | 50 |
| | | | | | | | | | | | | | | | | | | | |
| | | | | | | | | | | | | | | | | | | | |
| | | | | | | | | | | | | | | | | | | | |
| | | | | | | | | | | | | | | | | | | | |
| | | | | | | | | | | | | | | | | | | | |
| | | | | | | | | | | | | | | | | | | | |
| | | | | | | | | | | | | | | | | | | | |
| | | | | | | | | | | | | | | | | | | | |
| | | | | | | | | | | | | | | | | | | | |
| | | | | | | | | | | | | | | | | | | | |
| | | | | | | | | | | | | | | | | | | | |
| | | | | | | | | | | | | | | | | | | | |
| | | | | | | | | | | | | | | | | | | | |
| | | | | | | | | | | | | | | | | | | | |
| | | | | | | | | | | | | | | | | | | | |
| | | | | | | | | | | | | | | | | | | | |
| | | | | | | | | | | | | | | | | | | | |
| | | | | | | | | | | | | | | | | | | | |
| | | | | | | | | | | | | | | | | | | | |
| | | | | | | | | | | | | | | | | | | | |
| | | | | | | | | | | | | | | | | | | | |
| | | | | | | | | | | | | | | | | | | | |
| | | | | | | | | | | | | | | | | | | | |
| | | | | | | | | | | | | | | | | | | | |
| | | | | | | | | | | | | | | | | | | | |
| | | | | | | | | | | | | | | | | | | | |
| | | | | | | | | | | | | | | | | | | | |
| | | | | | | | | | | | | | | | | | | | |
| | | | | | | | | | | | | | | | | | | | |
| | | | | | | | | | | | | | | | | | | | |
| | | | | | | | | | | | | | | | | | | | |
| | | | | | | | | | | | | | | | | | | | |
| | | | | | | | | | | | | | | | | | | | |
| | | | | | | | | | | | | | | | | | | | |
| | | | | | | | | | | | | | | | | | | | |
| | | | | | | | | | | | | | | | | | | | |
| | | | | | | | | | | | | | | | | | | | |
| | | | | | | | | | | | | | | | | | | | |
| | | | | | | | | | | | | | | | | | | | |
| | | | | | | | | | | | | | | | | | | | |
| | | | | | | | | | | | | | | | | | | | |
| | | | | | | | | | | | | | | | | | | | |
| | | | | | | | | | | | | | | | | | | | |
| | | | | | | | | | | | | | | | | | | | |
| | | | | | | | | | | | | | | | | | | | |
| | | | | | | | | | | | | | | | | | | | |
| | | | | | | | | | | | | | | | | | | | |
| | | | | | | | | | | | | | | | | | | | |
| | | | | | | | | | | | | | | | | | | | |
| | | | | | | | | | | | | | | | | | | | |
| | | | | | | | | | | | | | | | | | | | |
| | | | | | | | | | | | | | | | | | | | |
| | | | | | | | | | | | | | | | | | | | |
| | | | | | | | | | | | | | | | | | | | |
| | | | | | | | | | | | | | | | | | | | |
| | | | | | | | | | | | | | | | | | | | |
| | | | | | | | | | | | | | | | | | | | |
| | | | | | | | | | | | | | | | | | | | |
| | | | | | | | | | | | | | | | | | | | |
| | | | | | | | | | | | | | | | | | | | |
| | | | | | | | | | | | | | | | | | | | |
| | | | | | | | | | | | | | | | | | | | |
| | | | | | | | | | | | | | | | | | | | |
| | | | | | | | | | | | | | | | | | | | |
| | | | | | | | | | | | | | | | | | | | |
| | | | | | | | | | | | | | | | | | | | |

Metro District Table 6

| CHURCH NAME | RECEIVED FOR ANNUAL BUDGET/SPENDING PLAN | | | | | | | | RCVD FOR CAPITAL CAMPAIGNS/SPECIAL PROJECTS | | | | | | RECEIVED FROM CONNECTIONAL/OTHER SOURCES | | | | |
|---|--|----------|---------|-------|--------|-------|--------|---------|---|----------|--------|---------|--------|----------|--|-------|--------|--------|----------|
| | 51 | 52a | 52b | 52c | 52d | 52e | 52f | 52g | 52t | 53a | 53b | 53c | 53d | 53t | 54a | 54b | 54c | 54t | 55 |
| TOTAL CHURCH INCOME | | | | | | | | | | | | | | | | | | | |
| TOTAL INCOME FROM CONNECTIONAL AND OTHER INSTITUTIONAL SOURCES OUTSIDE THE LOCAL CHURCH | | | | | | | | | | | | | | | | | | | |
| Other Grants And Financial Support From Institutional Sources | | | | | | | | | | | | | | | | | | | |
| Advance Special, Apportioned And Connectional Funds | | | | | | | | | | | | | | | | | | | |
| Equitable Compensation Funds | | | | | | | | | | | | | | | | | | | |
| TOTAL INCOME FOR DESIGNATED CAUSES INCLUDING CAPITAL CAMPAIGN AND OTHER SPECIAL PROJECTS | | | | | | | | | | | | | | | | | | | |
| Rcvd For Special Sundays, General Advance Specials & Other Direct Benevolence Giving | | | | | | | | | | | | | | | | | | | |
| Funds From Other Sources And Projects, Including Sale Of Buildings | | | | | | | | | | | | | | | | | | | |
| Memorials, Endowments, Bequests | | | | | | | | | | | | | | | | | | | |
| Capital Campaigns | | | | | | | | | | | | | | | | | | | |
| TOTAL INCOME FOR ANNUAL BUDGET/SPENDING PLAN | | | | | | | | | | | | | | | | | | | |
| Amount Received Through Fundraisers And Other Sources | | | | | | | | | | | | | | | | | | | |
| Amount Received Through Building Use Fees, Contributions, And Rentals | | | | | | | | | | | | | | | | | | | |
| Amount Received From Sale of Church Assets For Budget | | | | | | | | | | | | | | | | | | | |
| Amount Received From Interest and Dividends And/Or Transferred From Liquid Assets | | | | | | | | | | | | | | | | | | | |
| Amount Received From Unidentified Givers | | | | | | | | | | | | | | | | | | | |
| Amount Received From Non-Pledging, But Identified Givers | | | | | | | | | | | | | | | | | | | |
| Amount Received Through Pledges | | | | | | | | | | | | | | | | | | | |
| Number Of Giving Units | | | | | | | | | | | | | | | | | | | |
| 1 Holy Covenant | 139 | 291931 | 174680 | 11964 | 79 | 0 | 4515 | 43101 | 526270 | 27404 | 622 | 0 | 13637 | 41663 | 0 | 0 | 0 | 0 | 567933 |
| 2 Wesley Korean | 45 | 30000 | 200000 | 0 | 0 | 0 | 0 | 5000 | 235000 | 0 | 0 | 0 | 0 | 0 | 0 | 0 | 0 | 0 | 235000 |
| 3 Cedar Hill | 180 | 0 | 413924 | 12500 | 0 | 0 | 32750 | 0 | 459174 | 197987 | 2500 | 12000 | 52319 | 264806 | 0 | 0 | 0 | 0 | 723980 |
| 4 Agape Memorial | 88 | 111016 | 33161 | 2862 | 0 | 0 | 0 | 2948 | 149987 | 17736 | 2000 | 0 | 741 | 20477 | 0 | 0 | 0 | 0 | 170464 |
| 5 Camp Wisdom | 109 | 0 | 91331 | 1648 | 0 | 0 | 7800 | 15539 | 116318 | 0 | 0 | 0 | 207 | 207 | 0 | 0 | 0 | 0 | 116525 |
| 6 Glen Oaks | 28 | 0 | 78227 | 0 | 0 | 0 | 66625 | 29 | 144881 | 0 | 0 | 0 | 0 | 0 | 5434 | 0 | 0 | 0 | 150315 |
| 7 Casa Emanuel-El | 60 | 61644 | 15310 | 6807 | 33512 | 2955 | 11748 | 2956 | 134932 | 4963 | 825 | 0 | 0 | 5788 | 0 | 10800 | 0 | 10800 | 151520 |
| 8 Casa Linda | 126 | 124256 | 4112 | 10782 | 31 | 0 | 52313 | 16446 | 207940 | 971 | 7095 | 4359 | 975 | 13400 | 0 | 92500 | 0 | 92500 | 313840 |
| 9 Christ's Foundry Fellowship | 332 | 0 | 132288 | 13358 | 0 | 0 | 32140 | 19909 | 193695 | 0 | 0 | 0 | 0 | 0 | 0 | 0 | 130103 | 130103 | 323989 |
| 10 Cochran Chapel | 158 | 71939 | 112878 | 8314 | 0 | 50000 | 33682 | 49964 | 326777 | 0 | 300 | 0 | 0 | 300 | 0 | 0 | 0 | 0 | 327077 |
| 11 Cookrell Hill | 29 | 0 | 38548 | 4000 | 0 | 0 | 60946 | 638 | 104132 | 0 | 0 | 0 | 0 | 0 | 0 | 32525 | 0 | 32525 | 136657 |
| 12 Community | 54 | 101800 | 2000 | 1086 | 0 | 0 | 0 | 8927 | 113813 | 0 | 0 | 0 | 0 | 0 | 0 | 0 | 0 | 0 | 113813 |
| 13 Elmwood-El Buen Samaritano | 30 | 80592 | 61444 | 11737 | 0 | 0 | 16500 | 96046 | 266319 | 37464 | 0 | 0 | 0 | 37464 | 0 | 38133 | 0 | 38133 | 341916 |
| 14 Dallas First | 497 | 2720879 | 331071 | 44459 | 0 | 0 | 72510 | 0 | 3168919 | 65000 | 50000 | 1223000 | 170280 | 1508280 | 0 | 0 | 68075 | 68075 | 4745274 |
| 15 Dallas Grace | 196 | 299203 | 55020 | 6239 | 12385 | 0 | 44000 | 161 | 417008 | 83357 | 1700 | 0 | 8010 | 93067 | 0 | 0 | 0 | 0 | 510075 |
| 16 Greenlaid Hills | 205 | 162361 | 232468 | 8010 | 773 | 0 | 9074 | 0 | 413276 | 10088 | 3775 | 0 | 0 | 13863 | 0 | 0 | 14000 | 14000 | 441139 |
| 17 Hamilton Park | 509 | 170050 | 979512 | 21003 | 58 | 0 | 5933 | 15245 | 1191561 | 0 | 0 | 0 | 0 | 0 | 0 | 0 | 0 | 0 | 1191561 |
| 18 Highland Hills | 216 | 14200 | 230000 | 3150 | 0 | 0 | 1710 | 11010 | 260070 | 0 | 0 | 0 | 0 | 0 | 0 | 0 | 0 | 0 | 260070 |
| 19 Highland Park | 3381 | 11310105 | 3549584 | 29193 | 250000 | 0 | 195483 | 2676884 | 1827749 | 10798826 | 0 | 0 | 0 | 10798826 | 0 | 0 | 0 | 0 | 29076075 |
| 20 Munger Place | 1201 | 3129607 | 834634 | 93582 | 0 | 0 | 29156 | 0 | 4086979 | 0 | 0 | 0 | 0 | 0 | 0 | 0 | 0 | 0 | 4086979 |
| 21 The Grove | 269 | 585401 | 312756 | 25686 | 0 | 0 | 3133 | 0 | 926956 | 0 | 0 | 0 | 0 | 0 | 0 | 0 | 0 | 0 | 926956 |
| 22 Kessler Park | 200 | 366261 | 46090 | 8501 | 247 | 0 | 130468 | 2465 | 554032 | 0 | 3695 | 43666 | 3026 | 50387 | 0 | 0 | 0 | 0 | 604419 |
| 23 Lake Highlands | 364 | 613776 | 885904 | 23173 | 2097 | 0 | 860 | 5043 | 1530853 | 0 | 3640 | 0 | 0 | 3640 | 0 | 0 | 0 | 0 | 1534493 |
| 24 Lakewood | 92 | 236402 | 16378 | 3472 | 0 | 0 | 30591 | 0 | 286843 | 10 | 2860 | 0 | 8016 | 10886 | 0 | 0 | 0 | 0 | 297729 |
| 25 Lower Lane | 1067 | 1878022 | 1821690 | 0 | 432 | 0 | 794347 | 0 | 4492491 | 59380 | 0 | 0 | 0 | 59380 | 0 | 0 | 0 | 0 | 4551871 |
| 26 Northaven | 307 | 663578 | 59528 | 12000 | 28 | 0 | 47055 | 140912 | 923101 | 0 | 6582 | 0 | 0 | 6582 | 0 | 0 | 0 | 0 | 929683 |
| 27 Oak Lawn | 52 | 166853 | 62128 | 15640 | 165000 | 0 | 85884 | 0 | 495305 | 0 | 700 | 0 | 70 | 770 | 0 | 0 | 0 | 0 | 496075 |
| 28 Pleasant Mound | 44 | 0 | 27359 | 441 | 0 | 0 | 145022 | 475 | 173297 | 0 | 4225 | 0 | 0 | 4225 | 0 | 0 | 0 | 0 | 177522 |
| 29 Preston Hollow | 82 | 86255 | 71642 | 5791 | 11106 | 0 | 1750 | 57819 | 234363 | 0 | 176555 | 4465 | 2633 | 1773653 | 0 | 0 | 0 | 0 | 2008016 |
| 30 Ridgewood Park | 211 | 211722 | 204759 | 8860 | 0 | 0 | 36831 | 0 | 462172 | 5025 | 6704 | 0 | 36811 | 48540 | 0 | 0 | 0 | 0 | 510712 |

Metro District Table 6 (Continued)

| | RECEIVED FOR ANNUAL BUDGET/SPENDING PLAN | | | | | | | | | ROVD FOR CAPITAL CAMPAIGNS/SPECIAL PROJECTS | | | | | RECEIVED FROM CONNECTIONAL/OTHER SOURCES | | | | | |
|-------------------------------|--|--------|---------|-------|-------|-----|-------|-------|-------|---|---------|-------|--------|--------|--|-----|-------|-------|-------|---------|
| | Number Of Giving Units | 51 | 52a | 52b | 52c | 52d | 52e | 52f | 52g | 52t | 53a | 53b | 53c | 53d | 53t | 54a | 54b | 54c | 54t | 55 |
| CHURCH NAME | | | | | | | | | | | | | | | | | | | | |
| 31 St Luke "Community" | 1266 | 0 | 2801663 | 20176 | 67217 | 0 | 35178 | 0 | 36890 | 2862238 | 0 | 0 | 0 | 0 | 0 | 0 | 0 | 0 | 0 | 2862238 |
| 32 Dallas St. Paul | 180 | 0 | 410251 | 7510 | 0 | 0 | 4800 | 0 | 0 | 42561 | 0 | 0 | 0 | 0 | 0 | 0 | 0 | 62000 | 62000 | 484561 |
| 33 Spring Valley | 252 | 827158 | 113512 | 10025 | 533 | 0 | 84265 | 0 | 0 | 1035493 | 0 | 1750 | 0 | 0 | 1750 | 0 | 0 | 0 | 0 | 1037243 |
| 34 Tyler Street | 328 | 656866 | 92947 | 7388 | 434 | 0 | 29491 | 14646 | 0 | 801772 | 0 | 7905 | 193703 | 103224 | 304832 | 0 | 0 | 3000 | 3000 | 1109604 |
| 35 Umphress Road | 75 | 88852 | 72000 | 1215 | 0 | 0 | 300 | 2601 | 0 | 164968 | 0 | 0 | 0 | 0 | 0 | 0 | 0 | 0 | 0 | 164968 |
| 36 University Park | 338 | 116295 | 1894571 | 20176 | 67217 | 0 | 35178 | 0 | 0 | 2133437 | 1009903 | 85000 | 0 | 0 | 1094903 | 0 | 0 | 0 | 0 | 3228340 |
| 37 Union | 244 | 0 | 246763 | 6347 | 0 | 0 | 0 | 0 | 0 | 253110 | 0 | 0 | 0 | 0 | 0 | 0 | 0 | 64500 | 64500 | 317610 |
| 38 Walnut Hill | 269 | 435762 | 55915 | 7654 | 4489 | 0 | 60273 | 37255 | 0 | 601348 | 2066 | 11588 | 91244 | 12926 | 117824 | 0 | 0 | 0 | 0 | 719172 |
| 39 Dallas Warren | 60 | 0 | 121000 | 10500 | 0 | 0 | 26000 | 12500 | 0 | 170000 | 0 | 0 | 0 | 0 | 0 | 0 | 19353 | 17820 | 37173 | |
| 40 Wheatland | 35 | 0 | 48978 | 1320 | 0 | 0 | 18250 | 0 | 0 | 68548 | 10690 | 32000 | 0 | 0 | 42890 | 0 | 0 | 0 | 0 | 111238 |
| 41 White Rock | 270 | 421115 | 0 | 17569 | 0 | 0 | 87055 | 3888 | 0 | 529627 | 181920 | 820 | 0 | 0 | 182740 | 0 | 0 | 0 | 0 | 712367 |
| 42 Church of the Disciple | 70 | 127400 | 50088 | 6224 | 0 | 0 | 0 | 9985 | 0 | 193697 | 17889 | 0 | 0 | 0 | 17889 | 0 | 45590 | 0 | 45590 | 257176 |
| 43 DeSoto First | 121 | 321621 | 26583 | 1529 | 334 | 0 | 11627 | 0 | 0 | 361694 | 0 | 5375 | 0 | 4966 | 10341 | 0 | 0 | 0 | 0 | 372035 |
| 44 The Village | 166 | 0 | 387250 | 15698 | 0 | 0 | 0 | 0 | 0 | 402948 | 93360 | 0 | 0 | 0 | 93360 | 0 | 0 | 0 | 0 | 496308 |
| 45 Durcanville First | 291 | 615787 | 193298 | 11169 | 9085 | 0 | 11040 | 25 | 0 | 840404 | 5167 | 12930 | 249900 | 88924 | 356921 | 0 | 0 | 0 | 0 | 1197325 |
| 46 Jubilee | 82 | 0 | 67159 | 1100 | 0 | 0 | 0 | 0 | 0 | 68259 | 0 | 0 | 0 | 0 | 0 | 0 | 0 | 0 | 0 | 68259 |
| 47 Duncanville Trinity | 47 | 152919 | 47842 | 21271 | 0 | 0 | 0 | 0 | 0 | 222032 | 0 | 0 | 0 | 12561 | 12561 | 0 | 0 | 0 | 0 | 234593 |
| 48 Chapel Hill | 0 | 175415 | 0 | 5312 | 8462 | 0 | 64183 | 0 | 0 | 253372 | 0 | 0 | 0 | 0 | 0 | 0 | 16750 | 0 | 16750 | 270122 |
| 49 Farmers Branch Christ | 304 | 725349 | 166266 | 8984 | 0 | 0 | 0 | 0 | 6743 | 907342 | 3242 | 10341 | 116753 | 41008 | 171344 | 0 | 0 | 0 | 0 | 1078686 |
| 50 Immanuel Korean Fellowship | 51 | 0 | 65278 | 0 | 0 | 0 | 0 | 0 | 10440 | 75718 | 20500 | 0 | 0 | 0 | 20500 | 0 | 0 | 0 | 0 | 96218 |
| 51 Webb Chapel | 15 | 23103 | 53170 | 765 | 375 | 0 | 3075 | 2135 | 0 | 82623 | 0 | 1590 | 0 | 899 | 2489 | 0 | 0 | 0 | 0 | 85112 |
| 52 Ferris God's Kingdom | 11 | 11190 | 0 | 1325 | 0 | 0 | 300 | 3000 | 0 | 15815 | 0 | 0 | 0 | 0 | 0 | 0 | 0 | 0 | 0 | 15815 |
| 53 Ave Memorial | 174 | 184891 | 83615 | 12612 | 3641 | 0 | 1190 | 10642 | 0 | 296591 | 0 | 5060 | 28999 | 1157 | 35216 | 0 | 0 | 0 | 0 | 331807 |
| 54 Buckingham | 134 | 204054 | 87452 | 4782 | 0 | 0 | 0 | 17597 | 0 | 313885 | 0 | 12976 | 145000 | 1766 | 159742 | 0 | 0 | 0 | 0 | 473627 |
| 55 Garland First | 500 | 620623 | 305270 | 11018 | 1038 | 0 | 6530 | 0 | 0 | 944479 | 0 | 1145 | 0 | 1750 | 2895 | 0 | 0 | 0 | 0 | 947374 |

Metro District Table 6 (Continued)

| CHURCH NAME | RECEIVED FOR ANNUAL BUDGET/SPENDING PLAN | | | | | | | | RCVD FOR CAPITAL CAMPAIGNS/SPECIAL PROJECTS | | | | | | RECEIVED FROM CONNECTIONAL/OTHER SOURCES | | | | |
|-------------------------|--|----------|----------|---------|--------|-------|---------|---------|---|-----------|---------|---------|---------|----------|--|--------|---------|--------|----------|
| | 51 | 52a | 52b | 52c | 52d | 52e | 52f | 52g | 52i | 53a | 53b | 53c | 53d | 53i | 54a | 54b | 54c | 54t | 55 |
| 56 New World | 72 | 268507 | 29173 | 4727 | 269 | 0 | 40300 | 10761 | 353737 | 47166 | 0 | 0 | 0 | 0 | 0 | 0 | 0 | 0 | 400903 |
| 57 St. Philip's | 106 | 0 | 233116 | 3222 | 0 | 0 | 500 | 24099 | 320937 | 7210 | 200 | 0 | 0 | 0 | 0 | 0 | 0 | 0 | 328347 |
| 58 Grand Prairie First | 90 | 295816 | 125988 | 25828 | 16957 | 0 | 8990 | 10218 | 483797 | 894 | 4880 | 0 | 4758 | 10532 | 0 | 8169 | 0 | 8169 | 502498 |
| 59 The Woods | 199 | 0 | 413278 | 12087 | 86 | 0 | 31185 | 3994 | 460530 | 12365 | 3080 | 0 | 0 | 15445 | 0 | 0 | 0 | 0 | 475975 |
| 60 Irving First | 260 | 443682 | 256521 | 7956 | 2647 | 0 | 24124 | 34432 | 769362 | 0 | 10655 | 49411 | 76559 | 136625 | 0 | 0 | 0 | 0 | 905987 |
| 61 Kiriwood | 98 | 0 | 124206 | 7729 | 0 | 0 | 43050 | 0 | 174985 | 0 | 0 | 0 | 0 | 0 | 0 | 26198 | 0 | 26198 | 201183 |
| 62 Korean Central | 780 | 0 | 1674603 | 472108 | 4246 | 0 | 0 | 0 | 2150957 | 0 | 0 | 0 | 0 | 0 | 0 | 0 | 0 | 0 | 2150957 |
| 63 Korean North Central | 30 | 0 | 111011 | 9399 | 0 | 0 | 48989 | 0 | 169399 | 0 | 0 | 0 | 0 | 0 | 0 | 0 | 0 | 0 | 169399 |
| 64 Northgate | 75 | 73877 | 93842 | 3826 | 0 | 0 | 16000 | 3856 | 191401 | 0 | 2528 | 0 | 0 | 2528 | 0 | 0 | 0 | 0 | 193929 |
| 65 Oak Haven | 52 | 0 | 0 | 76987 | 0 | 0 | 550 | 5990 | 83527 | 0 | 0 | 21674 | 300 | 21974 | 13872 | 11781 | 0 | 25653 | 131154 |
| 66 Plymouth Park | 279 | 73886 | 162602 | 8626 | 94310 | 0 | 780 | 1971 | 1002155 | 434317 | 4375 | 0 | 46748 | 485440 | 0 | 0 | 0 | 0 | 1487595 |
| 67 Lancaster First | 38 | 0 | 81835 | 1211 | 180000 | 0 | 800 | 1100 | 260946 | 0 | 2880 | 0 | 0 | 2680 | 0 | 0 | 0 | 0 | 267626 |
| 68 Mesquite First | 212 | 0 | 389335 | 7158 | 1080 | 0 | 31595 | 8751 | 437919 | 31856 | 1655 | 115464 | 0 | 148975 | 0 | 0 | 0 | 0 | 586894 |
| 69 St. Marks | 114 | 51537 | 104592 | 2930 | 0 | 0 | 750 | 0 | 159809 | 0 | 0 | 0 | 0 | 0 | 0 | 0 | 0 | 0 | 159809 |
| 70 St. Stephen | 44 | 165973 | 31381 | 2505 | 1084 | 3767 | 1530 | 4582 | 210822 | 0 | 270 | 1406 | 5744 | 7420 | 0 | 0 | 0 | 0 | 218242 |
| 71 Arapaho | 651 | 652789 | 46965 | 20693 | 2444 | 0 | 43651 | 37782 | 804324 | 273594 | 4505 | 0 | 25341 | 303440 | 0 | 0 | 0 | 0 | 1107764 |
| 72 Faith | 107 | 131080 | 7327 | 2436 | 0 | 0 | 3295 | 17763 | 161901 | 76473 | 0 | 0 | 91978 | 168451 | 0 | 0 | 0 | 0 | 330352 |
| 73 Richardson First | 2177 | 4688102 | 637444 | 117731 | 18365 | 0 | 42996 | 0 | 584638 | 276171 | 0 | 0 | 390009 | 666180 | 0 | 0 | 0 | 0 | 6330818 |
| 74 First Korean | 38 | 110000 | 117000 | 3500 | 0 | 0 | 0 | 0 | 230500 | 0 | 0 | 0 | 0 | 0 | 0 | 0 | 0 | 0 | 230500 |
| 75 Seagoville | 20 | 0 | 59568 | 505 | 0 | 0 | 630 | 2938 | 60031 | 0 | 1281 | 3545 | 0 | 4826 | 0 | 0 | 0 | 0 | 64857 |
| 76 New Covenant | 82 | 0 | 217736 | 10249 | 0 | 0 | 0 | 1000 | 228985 | 0 | 0 | 0 | 1478 | 1478 | 0 | 0 | 0 | 0 | 230463 |
| 77 Trinity Hispanic | 0 | 0 | 0 | 0 | 0 | 0 | 0 | 0 | 25283 | 0 | 0 | 0 | 0 | 0 | 0 | 0 | 0 | 0 | 25283 |
| 78 METRO DISTRICT | 0 | 0 | 0 | 0 | 0 | 0 | 0 | 0 | 0 | 0 | 0 | 0 | 0 | 0 | 0 | 0 | 0 | 0 | 0 |
| TOTAL 2018 | 21078 | 36990082 | 23468463 | 1657482 | 903919 | 56722 | 2743950 | 3505001 | 69325619 | 13812994 | 2088367 | 2304589 | 1208921 | 19414771 | 19306 | 290999 | 370298 | 680603 | 8942093 |
| TOTAL 2017 | 21052 | 34735972 | 21239523 | 1757155 | 835350 | 17264 | 2128915 | 2328771 | 63102950 | 23984082 | 1207922 | 2738229 | 1313259 | 29243492 | 11810 | 94006 | 546883 | 652699 | 92999141 |
| Inc/Dec 2018 over 2017 | 26 | 2254110 | 2168940 | -99673 | 68569 | 39458 | 615035 | 1176230 | 6222669 | -10171088 | 880445 | -433640 | -104438 | -9828721 | 7496 | 196993 | -176585 | 27904 | -3578148 |

North Central District Table 1

| CHURCH MEMBERSHIP | | | | | | | | | | | | | | | | | | | |
|---------------------------------|-----------------------|--|--|---|---|--|---|---|-------------------------------------|--------------------------------------|---|--|--|---------------------------|--|----------------------|-------|-----------------|-----------------|
| | | RECEIVED | | | | | | | | REMOVED | | | | | | MEMBERSHIP ETHNICITY | | | |
| CHURCH NAME | PASTOR'S NAME | 1 | 2a | 2b | 2c | 2d | 2e | 2f | 3a | 3b | 3c | 3d | 3e | 3f | 4 | 5a | 5b | 5c | 5d |
| | | Total Professing Members At Close Of Last Year | Received This Year On Profession Of Faith Through Confirmation | Received This Year On Profession Of Faith Other Than Confirmation | Membership Restored By Affirmation Of Faith | Previous Year's Reporting Errors-Added By Correction | Transferred In From Another United Methodist Church | Received From Other Non-United Methodist Churches | Removed By Charge Conference Action | Withdrawn From Professing Membership | Previous Year's Reporting Errors -Removed by Correction | Transferred Out To Other United Methodist Churches | Transferred Out To Non-United Methodist Church | Removed By Death/Deceased | TOTAL PROFESSING MEMBERS AT CLOSE OF THIS YEAR | Asian | Black | Hispanic/Latino | Native American |
| 1 Creekwood | David Lessner | 863 | 25 | 3 | 9 | 71 | 36 | 8 | 33 | 4 | 0 | 5 | 7 | 6 | 960 | 6 | 6 | 5 | 5d |
| 2 Allen First | Todd Harris | 1879 | 16 | 33 | 0 | 0 | 8 | 15 | 0 | 67 | 0 | 13 | 1 | 13 | 1857 | 2 | 11 | 19 | 12 |
| 3 Suncreek | Barry Hughes | 2042 | 26 | 14 | 0 | 0 | 20 | 16 | 0 | 0 | 15 | 35 | 6 | 6 | 2056 | 17 | 18 | 24 | 03 |
| 4 Anna | Eric Roberson | 70 | 0 | 0 | 0 | 0 | 2 | 2 | 0 | 5 | 0 | 0 | 0 | 1 | 68 | 0 | 1 | 0 | 04 |
| 5 Argyle | Chris Schoolcraft | 1293 | 22 | 15 | 0 | 0 | 25 | 8 | 70 | 0 | 0 | 28 | 5 | 1 | 1259 | 4 | 4 | 19 | 05 |
| 6 Aubrey | Joseph Baker | 50 | 0 | 4 | 0 | 0 | 0 | 0 | 0 | 2 | 0 | 0 | 2 | 0 | 50 | 0 | 0 | 1 | 06 |
| 7 Blue Ridge | Charles Jestis | 150 | 0 | 2 | 4 | 0 | 3 | 1 | 4 | 0 | 0 | 7 | 0 | 1 | 148 | 0 | 0 | 4 | 07 |
| 8 Aldersgate | Rodney Whitfield | 333 | 7 | 0 | 0 | 0 | 7 | 3 | 20 | 0 | 3 | 2 | 0 | 5 | 320 | 18 | 7 | 7 | 08 |
| 9 Cambodian Fellowship | Chiv Peter In | 88 | 0 | 3 | 3 | 0 | 0 | 0 | 0 | 0 | 0 | 0 | 0 | 1 | 93 | 93 | 0 | 0 | 09 |
| 10 Carrollton First | W. Douglas Miller | 682 | 14 | 3 | 2 | 0 | 2 | 0 | 61 | 3 | 0 | 11 | 14 | 4 | 610 | 43 | 7 | 20 | 010 |
| 11 Celina | John Baldwin | 658 | 1 | 1 | 0 | 0 | 35 | 49 | 20 | 1 | 0 | 8 | 1 | 5 | 709 | 3 | 4 | 8 | 111 |
| 12 Chambersville | Jerry Butler | 62 | 0 | 0 | 0 | 0 | 0 | 0 | 0 | 0 | 0 | 0 | 0 | 0 | 62 | 0 | 0 | 0 | 012 |
| 13 Cottage Hill | Jerry Butler | 37 | 0 | 0 | 0 | 0 | 0 | 0 | 0 | 0 | 0 | 0 | 0 | 0 | 37 | 0 | 0 | 2 | 013 |
| 14 Copeville: Community | Katie Shockley | 36 | 0 | 0 | 0 | 0 | 4 | 2 | 0 | 0 | 0 | 0 | 0 | 0 | 42 | 0 | 0 | 0 | 014 |
| 15 Coppell First | Thomas O. Palmer | 2063 | 38 | 4 | 3 | 0 | 10 | 14 | 90 | 14 | 0 | 16 | 7 | 11 | 1994 | 40 | 7 | 20 | 015 |
| 16 Corinth: Faith | Jenna Morrison | 418 | 11 | 2 | 0 | 3 | 5 | 0 | 0 | 0 | 0 | 0 | 0 | 0 | 439 | 1 | 0 | 7 | 016 |
| 17 Denton Asbury | Emeral Noah | 152 | 0 | 0 | 0 | 1 | 9 | 1 | 5 | 2 | 2 | 0 | 0 | 4 | 150 | 3 | 2 | 4 | 017 |
| 18 Blue Mound | Jacob Fields | 100 | 0 | 2 | 0 | 0 | 2 | 1 | 0 | 0 | 2 | 0 | 0 | 0 | 103 | 0 | 0 | 0 | 018 |
| 19 Cooper Creek | Michael Joel Scheller | 17 | 0 | 0 | 0 | 0 | 0 | 0 | 0 | 0 | 0 | 0 | 0 | 0 | 17 | 0 | 0 | 0 | 019 |
| 20 Denton First | Don Lee | 1746 | 21 | 4 | 0 | 0 | 38 | 15 | 0 | 12 | 0 | 14 | 5 | 28 | 1765 | 6 | 15 | 58 | 420 |
| 21 Denton Trinity | James B. Bowden | 464 | 5 | 24 | 0 | 0 | 2 | 0 | 18 | 4 | 0 | 7 | 10 | 3 | 453 | 6 | 14 | 9 | 021 |
| 22 Christ Church of North Texas | Duk Kum Kim | 125 | 10 | 5 | 5 | 0 | 0 | 5 | 12 | 7 | 15 | 5 | 6 | 0 | 105 | 104 | 0 | 0 | 022 |
| 23 Farmersville | Gregory Neal | 390 | 0 | 2 | 0 | 0 | 1 | 2 | 0 | 0 | 0 | 3 | 0 | 11 | 381 | 0 | 1 | 2 | 123 |
| 24 Flower Mound | Holly Gotelli | 1211 | 19 | 3 | 4 | 0 | 50 | 12 | 0 | 11 | 0 | 10 | 0 | 7 | 1271 | 8 | 1 | 21 | 024 |
| 25 Trietsch Memorial | Daniel Humbert | 2472 | 30 | 25 | 2 | 0 | 20 | 9 | 401 | 9 | 0 | 7 | 4 | 12 | 2125 | 8 | 8 | 7 | 025 |

North Central District Table 1 (Continued)

| CHURCH MEMBERSHIP | | | | | | | | | | | | | | | | | | | |
|---------------------|---------------------------|--|--|---|---|--|---|---|-------------------------------------|--------------------------------------|---|--|--|---------------------------|--|-------|-------|-----------------|-----------------|
| RECEIVED | | | | | | | | | | REMOVED | | | | | MEMBERSHIP ETHNICITY | | | | |
| CHURCH NAME | PASTOR'S NAME | 1 | 2a | 2b | 2c | 2d | 2e | 2f | 3a | 3b | 3c | 3d | 3e | 3f | 4 | 5a | 5b | 5c | 5d |
| | | Total Professing Members At Close Of Last Year | Received This Year On Profession Of Faith Through Confirmation | Received This Year On Profession Of Faith Other Than Confirmation | Membership Restored By Affirmation Of Faith | Previous Year's Reporting Errors-Added By Correction | Transferred In From Another United Methodist Church | Received From Other Non-United Methodist Churches | Removed By Charge Conference Action | Withdrawn From Professing Membership | Previous Year's Reporting Errors -Removed by Correction | Transferred Out To Other United Methodist Churches | Transferred Out To Non-United Methodist Church | Removed By Death/Deceased | TOTAL PROFESSING MEMBERS AT CLOSE OF THIS YEAR | Asian | Black | Hispanic/Latino | Native American |
| 26 Forney | Christopher L. Allen | 498 | 5 | 4 | 0 | 0 | 12 | 6 | 0 | 0 | 0 | 2 | 0 | 5 | 518 | 8 | 12 | 13 | 5d |
| 27 Fisco First | Mark Vowell | 1156 | 24 | 22 | 3 | 0 | 37 | 20 | 99 | 10 | 0 | 29 | 0 | 11 | 1113 | 14 | 36 | 11 | 0 |
| 28 Grace Avenue | Billy Echols-Richter | 2771 | 56 | 21 | 4 | 0 | 40 | 33 | 0 | 15 | 0 | 9 | 8 | 10 | 2883 | 28 | 42 | 51 | 4 |
| 29 Cross Way | Alex Williams | 113 | 0 | 16 | 0 | 21 | 3 | 6 | 0 | 0 | 0 | 1 | 0 | 2 | 156 | 9 | 0 | 5 | 0 |
| 30 Cornerstone | Charles Church | 123 | 3 | 6 | 3 | 0 | 4 | 3 | 0 | 0 | 0 | 0 | 0 | 0 | 142 | 4 | 6 | 8 | 0 |
| 31 Heath | Onar Al-Rikabi | 339 | 4 | 1 | 0 | 0 | 2 | 2 | 162 | 9 | 1 | 2 | 4 | 2 | 168 | 1 | 1 | 0 | 0 |
| 32 Justin | Robert M. Price | 255 | 11 | 0 | 0 | 0 | 3 | 0 | 0 | 0 | 0 | 3 | 2 | 3 | 261 | 0 | 0 | 2 | 0 |
| 33 Krum First | Kevin McClain | 96 | 0 | 1 | 0 | 0 | 6 | 0 | 0 | 0 | 0 | 0 | 4 | 0 | 99 | 0 | 1 | 1 | 0 |
| 34 Lake Cities | Elizabeth Kellner | 414 | 3 | 2 | 0 | 0 | 2 | 0 | 3 | 0 | 0 | 2 | 0 | 4 | 412 | 3 | 1 | 32 | 2 |
| 35 Chinn's Chapel | D. Paul McGarvey | 108 | 0 | 1 | 0 | 0 | 1 | 2 | 0 | 0 | 0 | 0 | 0 | 0 | 112 | 0 | 1 | 1 | 1 |
| 36 Lewisville First | Abrii Goforth | 861 | 12 | 8 | 3 | 6 | 13 | 2 | 76 | 27 | 102 | 26 | 3 | 11 | 660 | 7 | 6 | 8 | 7 |
| 37 Vista Ridge | Mary Beth Hardesty-Crouch | 338 | 4 | 5 | 5 | 0 | 0 | 2 | 8 | 0 | 33 | 0 | 0 | 2 | 311 | 6 | 9 | 11 | 0 |
| 38 Button Memorial | Jay Cousino | 79 | 0 | 5 | 0 | 0 | 2 | 0 | 0 | 0 | 0 | 8 | 0 | 1 | 77 | 0 | 0 | 5 | 0 |
| 39 Oak Grove | Donald W. Kirsch | 104 | 0 | 1 | 0 | 0 | 5 | 0 | 3 | 0 | 0 | 0 | 0 | 6 | 101 | 0 | 3 | 0 | 0 |
| 40 Good Shepherd | Brian G. McPherson | 93 | 0 | 0 | 0 | 0 | 5 | 0 | 21 | 0 | 0 | 3 | 4 | 1 | 69 | 0 | 0 | 0 | 0 |
| 41 McKinney First | Thomas O. Brumett | 4430 | 56 | 17 | 46 | 7 | 95 | 46 | 0 | 1 | 7 | 13 | 1 | 22 | 4653 | 15 | 47 | 63 | 2 |
| 42 Stonebridge | Jeff Lust | 1322 | 17 | 17 | 5 | 0 | 25 | 29 | 24 | 79 | 0 | 32 | 4 | 5 | 1271 | 11 | 10 | 20 | 1 |
| 43 Pilot Point | Penny Mitchell | 111 | 0 | 0 | 0 | 0 | 2 | 1 | 0 | 0 | 0 | 0 | 0 | 3 | 111 | 0 | 0 | 0 | 0 |
| 44 Plano Christ | Donald W. Underwood | 5531 | 57 | 56 | 9 | 0 | 40 | 14 | 47 | 18 | 0 | 16 | 0 | 22 | 5604 | 58 | 30 | 35 | 0 |
| 45 Custer Road | Kory Knott | 3635 | 41 | 14 | 2 | 0 | 39 | 36 | 217 | 23 | 0 | 24 | 8 | 21 | 3474 | 38 | 30 | 35 | 5 |
| 46 Plano First | Matthew Gaston | 1890 | 31 | 6 | 3 | 0 | 13 | 9 | 346 | 13 | 0 | 13 | 0 | 20 | 1560 | 43 | 27 | 74 | 2 |
| 47 St. Andrew | C. Robert Hasley, Jr. | 7569 | 90 | 14 | 0 | 0 | 60 | 87 | 0 | 3 | 0 | 36 | 2 | 11 | 7768 | 71 | 64 | 72 | 0 |
| 48 Ponder | Roger Ellison | 64 | 10 | 0 | 0 | 0 | 2 | 2 | 0 | 0 | 0 | 2 | 0 | 1 | 75 | 0 | 0 | 2 | 0 |
| 49 Prosper | Jason McConnell | 377 | 10 | 5 | 0 | 0 | 14 | 2 | 19 | 1 | 0 | 2 | 0 | 1 | 385 | 2 | 3 | 6 | 0 |
| 50 Rockwall First | Joe C. Pool | 2789 | 46 | 28 | 4 | 0 | 75 | 34 | 40 | 4 | 0 | 21 | 0 | 27 | 2884 | 17 | 31 | 49 | 3 |

North Central District Table 1 (Continued)

| | | CHURCH MEMBERSHIP | | | | | | | | | | | | | | MEMBERSHIP ETHNICITY | | | |
|----|------------------------|--|---|---|--|---|---|-------------------------------------|--------------------------------------|---|--|--|---------------------------|--|-------|----------------------|-----------------|-----------------|----|
| | | RECEIVED | | | | | | | | | | | | | | REMOVED | | | |
| | | 2a | 2b | 2c | 2d | 2e | 2f | 3a | 3b | 3c | 3d | 3e | 3f | 4 | 5a | 5b | 5c | 5d | |
| | | Received This Year On Profession Of Faith Through Confirmation | Received This Year On Profession Of Faith Other Than Confirmation | Membership Restored By Affirmation Of Faith | Previous Year's Reporting Errors-Added By Correction | Transferred In From Another United Methodist Church | Received From Other Non-United Methodist Churches | Removed By Charge Conference Action | Withdrawn From Professing Membership | Previous Year's Reporting Errors -Removed by Correction | Transferred Out To Other United Methodist Churches | Transferred Out To Non-United Methodist Church | Removed By Death/Deceased | TOTAL PROFESSING MEMBERS AT CLOSE OF THIS YEAR | Asian | Black | Hispanic/Latino | Native American | |
| 51 | Rowlett First | 11 | 22 | 0 | 0 | 0 | 8 | 3 | 34 | 0 | 15 | 11 | 13 | 1439 | 13 | 8 | 82 | 0 | 51 |
| 52 | Royse City First | 8 | 5 | 10 | 0 | 16 | 10 | 0 | 0 | 55 | 3 | 13 | 4 | 405 | 0 | 7 | 10 | 0 | 52 |
| 53 | Sachse First | 5 | 5 | 0 | 0 | 7 | 1 | 0 | 0 | 106 | 3 | 0 | 3 | 413 | 4 | 6 | 1 | 0 | 53 |
| 54 | Pleasant Valley | 5 | 6 | 2 | 0 | 6 | 2 | 3 | 0 | 0 | 1 | 0 | 2 | 151 | 1 | 0 | 2 | 3 | 54 |
| 55 | Sanger | 0 | 1 | 0 | 0 | 2 | 0 | 2 | 0 | 0 | 0 | 0 | 1 | 47 | 0 | 0 | 2 | 0 | 55 |
| 56 | Stony | 0 | 0 | 0 | 0 | 0 | 2 | 0 | 0 | 0 | 0 | 2 | 0 | 9 | 0 | 0 | 0 | 0 | 56 |
| 57 | The Colony First | 12 | 1 | 2 | 0 | 9 | 2 | 84 | 2 | 12 | 0 | 0 | 4 | 396 | 11 | 26 | 35 | 2 | 57 |
| 58 | Trophy Club Fellowship | 7 | 7 | 0 | 0 | 12 | 4 | 0 | 0 | 0 | 2 | 0 | 5 | 499 | 4 | 12 | 12 | 0 | 58 |
| 59 | Verona | 0 | 0 | 0 | 0 | 0 | 0 | 0 | 1 | 0 | 0 | 0 | 2 | 8 | 0 | 0 | 0 | 0 | 59 |
| 60 | Wylie | 13 | 3 | 0 | 0 | 16 | 10 | 49 | 31 | 0 | 9 | 5 | 8 | 532 | 1 | 32 | 22 | 0 | 60 |
| 61 | Pleasant Grove | 0 | 0 | 0 | 0 | 0 | 0 | 0 | 0 | 0 | 0 | 9 | 0 | 0 | 0 | 0 | 0 | 0 | 61 |
| 62 | NORTH CENTRAL DISTRICT | 0 | 0 | 0 | 0 | 0 | 0 | 0 | 0 | 0 | 0 | 0 | 0 | 0 | 0 | 0 | 0 | 0 | 62 |
| | TOTAL 2018 | 786 | 449 | 133 | 109 | 868 | 538 | 1940 | 412 | 363 | 448 | 148 | 352 | 55840 | 731 | 557 | 907 | 41 | |
| | TOTAL 2017 | 701 | 490 | 162 | 37 | 1007 | 659 | 1186 | 764 | 472 | 512 | 201 | 295 | 56610 | 733 | 540 | 915 | 36 | |
| | Inc/Dec 2018 over 2017 | 85 | -41 | -29 | 72 | -139 | -121 | 754 | -352 | -119 | -64 | -53 | 57 | -770 | -2 | 17 | -8 | 5 | |

North Central District Table 2

| CHURCH NAME | CHURCH MEMBERSHIP | | | | | | | | | | CHRISTIAN FORMATION GROUPS (CFG) | | | | |
|---------------------------------|----------------------|-------|--------------|----------------------------|--------|-------------------|-------------------------|---|--------------------------------------|---|---|---|--|---|--|
| | MEMBERSHIP ETHNICITY | | | | | MEMBERSHIP GENDER | | | | | Number Of Children CFG Participants And Leaders (Ages 0-11) | Number Of Youth CFG Participants And Leaders (Ages 12-18) | Number Of Young Adults CFG Participants And Leaders (Ages 19-30) | Number Of Other Adult CFG Participants And Leaders (Ages 31+) | TOTAL CHRISTIAN FORMATION GROUP PARTICIPANTS |
| | Pacific Islander | White | Multi-Racial | TOTAL MEMBERSHIP ETHNICITY | Female | Male | TOTAL MEMBERSHIP GENDER | Avg Attendance At All Weekly Worship Services | Number Of Persons Who Worship Online | Number Of Persons Baptized This Year (0-12 Yrs) | Number Of Persons Baptized This Year (13 Yrs-Older) | TOTAL NUMBER OF PERSONS BAPTIZED THIS YEAR | Total Baptized Members Who Have Not Become Professing Members | Number Of Other Constituents | |
| | 5e | 5f | 5g | 5 | 6a | 6b | 6 | 7 | 7a | 8a | 8b | 8 | 9 | 10 | 11 |
| 1 Creekwood | 0 | 933 | 10 | 960 | 501 | 459 | 960 | 495 | 50 | 8 | 3 | 11 | 158 | 53 | 216 |
| 2 Allen First | 2 | 1820 | 2 | 1857 | 947 | 910 | 1857 | 700 | 0 | 7 | 6 | 13 | 144 | 160 | 121 |
| 3 Sun creek | 2 | 1993 | 2 | 2056 | 1110 | 946 | 2056 | 1039 | 446 | 8 | 2 | 10 | 421 | 1001 | 4576 |
| 4 Anna | 0 | 67 | 0 | 68 | 39 | 29 | 68 | 51 | 0 | 0 | 0 | 0 | 0 | 0 | 24 |
| 5 Argyle | 1 | 1223 | 8 | 1259 | 665 | 594 | 1259 | 410 | 0 | 11 | 7 | 18 | 77 | 270 | 456 |
| 6 Aubrey | 0 | 47 | 2 | 50 | 33 | 17 | 50 | 25 | 0 | 2 | 4 | 6 | 2 | 14 | 0 |
| 7 Blue Ridge | 0 | 144 | 0 | 148 | 88 | 60 | 148 | 80 | 0 | 1 | 1 | 2 | 17 | 17 | 11 |
| 8 Aldersgate | 0 | 285 | 3 | 320 | 188 | 132 | 320 | 200 | 10 | 2 | 1 | 3 | 30 | 31 | 51 |
| 9 Cambodian Fellowship | 0 | 0 | 0 | 93 | 54 | 39 | 93 | 65 | 0 | 0 | 3 | 3 | 0 | 0 | 8 |
| 10 Carrollton First | 0 | 526 | 14 | 610 | 361 | 249 | 610 | 267 | 0 | 6 | 0 | 6 | 58 | 101 | 142 |
| 11 Celina | 1 | 691 | 1 | 709 | 368 | 341 | 709 | 597 | 350 | 9 | 1 | 10 | 54 | 162 | 65 |
| 12 Chambersville | 0 | 62 | 0 | 62 | 30 | 32 | 62 | 24 | 0 | 0 | 0 | 0 | 0 | 0 | 1 |
| 13 Cottage Hill | 0 | 35 | 0 | 37 | 19 | 18 | 37 | 22 | 0 | 0 | 0 | 0 | 0 | 0 | 0 |
| 14 Copeville: Community | 0 | 42 | 0 | 42 | 23 | 19 | 42 | 23 | 0 | 0 | 0 | 0 | 0 | 11 | 14 |
| 15 Coppell First | 0 | 1917 | 10 | 1994 | 1051 | 943 | 1994 | 962 | 357 | 19 | 19 | 38 | 220 | 637 | 314 |
| 16 Corinth: Faith | 0 | 431 | 0 | 439 | 240 | 199 | 439 | 184 | 0 | 7 | 2 | 9 | 52 | 76 | 75 |
| 17 Denton Asbury | 0 | 141 | 0 | 150 | 90 | 60 | 150 | 101 | 0 | 0 | 0 | 0 | 5 | 39 | 72 |
| 18 Blue Mound | 0 | 102 | 1 | 103 | 57 | 46 | 103 | 107 | 49 | 1 | 0 | 1 | 22 | 52 | 21 |
| 19 Cooper Creek | 0 | 17 | 0 | 17 | 10 | 7 | 17 | 12 | 0 | 0 | 0 | 0 | 0 | 4 | 0 |
| 20 Denton First | 0 | 1682 | 0 | 1765 | 1025 | 740 | 1765 | 850 | 38 | 6 | 6 | 12 | 169 | 308 | 260 |
| 21 Denton Trinity | 2 | 421 | 1 | 453 | 229 | 224 | 453 | 266 | 73 | 7 | 1 | 8 | 8 | 75 | 75 |
| 22 Christ Church of North Texas | 0 | 1 | 0 | 105 | 55 | 50 | 105 | 82 | 2 | 0 | 4 | 4 | 0 | 0 | 7 |
| 23 Farmersville | 0 | 377 | 0 | 381 | 252 | 129 | 381 | 148 | 36 | 1 | 0 | 1 | 5 | 45 | 13 |
| 24 Flower Mound | 0 | 1238 | 3 | 1271 | 664 | 607 | 1271 | 537 | 35 | 14 | 1 | 15 | 175 | 610 | 552 |
| 25 Trietsch Memorial | 2 | 2090 | 10 | 2125 | 1131 | 994 | 2125 | 1426 | 393 | 17 | 3 | 20 | 196 | 1000 | 217 |

North Central District Table 2 (Continued)

| | CHURCH MEMBERSHIP | | | | | | | | | | CHRISTIAN FORMATION GROUPS (CFG) | | | | | | | | | |
|---------------------|----------------------|-------|--------------|----------------------------|-------------------|------|-------------------------|------|-----|----|----------------------------------|----|------|------|------|-----|-----|------|------|--|
| | MEMBERSHIP ETHNICITY | | | | MEMBERSHIP GENDER | | | 7 | 7a | 8a | 8b | 8 | 9 | 10 | 11a | 11b | 11c | 11d | 11 | |
| | Pacific Islander | White | Multi-Racial | TOTAL MEMBERSHIP ETHNICITY | Female | Male | TOTAL MEMBERSHIP GENDER | | | | | | | | | | | | | |
| CHURCH NAME | 5e | 5f | 5g | 5 | 6a | 6b | 6 | | | | | | | | | | | | | TOTAL CHRISTIAN FORMATION GROUP PARTICIPANTS |
| 26 Forey | 1 | 479 | 5 | 518 | 284 | 234 | 518 | 210 | 0 | 4 | 8 | 12 | 77 | 180 | 125 | 32 | 0 | 220 | 377 | 26 |
| 27 Frisco First | 0 | 1046 | 6 | 1113 | 643 | 470 | 1113 | 628 | 39 | 12 | 4 | 16 | 230 | 229 | 350 | 60 | 16 | 350 | 776 | 27 |
| 28 Grace Avenue | 15 | 2672 | 71 | 2883 | 1525 | 1358 | 2883 | 973 | 54 | 19 | 11 | 30 | 581 | 419 | 698 | 540 | 198 | 463 | 1899 | 28 |
| 29 Cross Way | 0 | 142 | 0 | 156 | 81 | 75 | 156 | 126 | 11 | 7 | 4 | 11 | 7 | 50 | 34 | 22 | 5 | 50 | 111 | 29 |
| 30 Cornerstone | 0 | 119 | 5 | 142 | 87 | 55 | 142 | 87 | 12 | 2 | 2 | 4 | 17 | 77 | 17 | 16 | 10 | 103 | 146 | 30 |
| 31 Heath | 1 | 165 | 0 | 168 | 86 | 82 | 168 | 115 | 20 | 2 | 1 | 3 | 9 | 35 | 25 | 9 | 5 | 40 | 79 | 31 |
| 32 Justin | 7 | 252 | 0 | 261 | 134 | 127 | 261 | 135 | 0 | 3 | 3 | 6 | 0 | 0 | 19 | 87 | 15 | 75 | 196 | 32 |
| 33 Krum First | 0 | 97 | 0 | 99 | 56 | 43 | 99 | 52 | 0 | 0 | 0 | 0 | 0 | 4 | 2 | 3 | 0 | 24 | 29 | 33 |
| 34 Lake Cities | 0 | 366 | 8 | 412 | 233 | 179 | 412 | 149 | 0 | 1 | 0 | 1 | 1 | 49 | 14 | 3 | 2 | 51 | 70 | 34 |
| 35 Chinn's Chapel | 0 | 108 | 0 | 112 | 71 | 41 | 112 | 61 | 0 | 0 | 0 | 0 | 3 | 117 | 9 | 11 | 13 | 51 | 84 | 35 |
| 36 Lewisville First | 1 | 623 | 8 | 660 | 368 | 292 | 660 | 305 | 0 | 9 | 1 | 10 | 77 | 86 | 237 | 29 | 17 | 421 | 704 | 36 |
| 37 Vista Ridge | 4 | 265 | 16 | 311 | 130 | 181 | 311 | 217 | 10 | 5 | 1 | 6 | 42 | 63 | 45 | 23 | 16 | 98 | 182 | 37 |
| 38 Button Memorial | 0 | 71 | 1 | 77 | 45 | 32 | 77 | 42 | 0 | 0 | 0 | 0 | 11 | 30 | 38 | 25 | 10 | 44 | 117 | 38 |
| 39 Oak Grove | 0 | 97 | 0 | 101 | 62 | 39 | 101 | 56 | 0 | 1 | 2 | 3 | 1 | 32 | 10 | 0 | 0 | 20 | 30 | 39 |
| 40 Good Shepherd | 0 | 69 | 0 | 69 | 42 | 27 | 69 | 51 | 0 | 0 | 1 | 1 | 5 | 37 | 9 | 3 | 2 | 33 | 47 | 40 |
| 41 McKinney First | 3 | 4496 | 27 | 4653 | 2530 | 2123 | 4653 | 1928 | 169 | 50 | 14 | 64 | 802 | 288 | 910 | 394 | 70 | 1304 | 2678 | 41 |
| 42 Stonebridge | 3 | 1226 | 0 | 1271 | 626 | 645 | 1271 | 412 | 0 | 12 | 5 | 17 | 380 | 1114 | 475 | 25 | 30 | 175 | 705 | 42 |
| 43 Pilot Point | 0 | 111 | 0 | 111 | 64 | 47 | 111 | 50 | 0 | 0 | 0 | 0 | 3 | 15 | 4 | 10 | 0 | 25 | 39 | 43 |
| 44 Plano Christ | 2 | 5474 | 5 | 5604 | 3069 | 2535 | 5604 | 2128 | 341 | 29 | 14 | 43 | 1257 | 716 | 1510 | 776 | 190 | 1783 | 4259 | 44 |
| 45 Custer Road | 4 | 3317 | 45 | 3474 | 1910 | 1564 | 3474 | 1609 | 95 | 17 | 16 | 33 | 594 | 314 | 438 | 725 | 61 | 1890 | 3114 | 45 |
| 46 Plano First | 0 | 1414 | 0 | 1560 | 840 | 720 | 1560 | 682 | 0 | 6 | 8 | 14 | 76 | 87 | 676 | 233 | 88 | 1460 | 2457 | 46 |
| 47 St. Andrew | 0 | 7561 | 0 | 7768 | 4283 | 3485 | 7768 | 2044 | 202 | 54 | 26 | 80 | 2123 | 8157 | 778 | 686 | 89 | 953 | 2506 | 47 |
| 48 Ponder | 0 | 73 | 0 | 75 | 37 | 38 | 75 | 348 | 250 | 1 | 4 | 5 | 58 | 67 | 10 | 12 | 0 | 26 | 48 | 48 |
| 49 Prosper | 0 | 369 | 5 | 385 | 201 | 184 | 385 | 267 | 0 | 7 | 1 | 8 | 108 | 814 | 74 | 82 | 15 | 157 | 328 | 49 |
| 50 Rockwall First | 4 | 2756 | 24 | 2884 | 1586 | 1298 | 2884 | 958 | 0 | 31 | 21 | 52 | 567 | 852 | 815 | 295 | 45 | 950 | 2105 | 50 |

North Central District Table 2 (Continued)

| | CHURCH MEMBERSHIP | | | | | | | CHRISTIAN FORMATION GROUPS (CFG) | | | | | | | | | | | | |
|----|------------------------|-------|--------------|----------------------------|--------|-------|-------------------------|----------------------------------|-------|------|-----|-----|-----|-------|-------|-------|------|------|-------|-------|
| | MEMBERSHIP ETHNICITY | | | MEMBERSHIP GENDER | | | | 7 | 7a | 8a | 8b | 8 | 9 | 10 | 11a | 11b | 11c | 11d | 11 | |
| | Pacific Islander | White | Multi-Racial | TOTAL MEMBERSHIP ETHNICITY | Female | Male | TOTAL MEMBERSHIP GENDER | | | | | | | | | | | | | |
| | | | | | | | | | | | | | | | | | | | | |
| 51 | Rowlett First | 0 | 1336 | 0 | 1439 | 748 | 691 | 1439 | 541 | 0 | 6 | 15 | 21 | 270 | 100 | 168 | 160 | 10 | 450 | 788 |
| 52 | Royse City First | 1 | 379 | 8 | 405 | 210 | 195 | 405 | 295 | 90 | 12 | 0 | 12 | 61 | 45 | 65 | 32 | 10 | 98 | 205 |
| 53 | Sachse First | 0 | 401 | 1 | 413 | 225 | 188 | 413 | 169 | 0 | 5 | 3 | 8 | 21 | 28 | 20 | 26 | 2 | 117 | 165 |
| 54 | Pleasant Valley | 0 | 145 | 0 | 151 | 89 | 62 | 151 | 75 | 10 | 2 | 4 | 6 | 10 | 8 | 11 | 6 | 0 | 45 | 62 |
| 55 | Sanger | 0 | 45 | 0 | 47 | 26 | 21 | 47 | 35 | 0 | 0 | 0 | 0 | 15 | 2 | 0 | 0 | 0 | 12 | 12 |
| 56 | Stony | 0 | 9 | 0 | 9 | 7 | 2 | 9 | 16 | 0 | 0 | 1 | 1 | 0 | 17 | 2 | 1 | 1 | 11 | 15 |
| 57 | The Colony First | 6 | 316 | 0 | 396 | 225 | 171 | 396 | 233 | 0 | 0 | 0 | 0 | 0 | 0 | 47 | 23 | 7 | 183 | 260 |
| 58 | Trophy Club Fellowship | 0 | 471 | 0 | 499 | 226 | 273 | 499 | 435 | 50 | 22 | 3 | 25 | 25 | 231 | 121 | 35 | 8 | 285 | 449 |
| 59 | Verona | 0 | 8 | 0 | 8 | 4 | 4 | 8 | 6 | 0 | 0 | 0 | 0 | 0 | 1 | 0 | 0 | 0 | 0 | 0 |
| 60 | Wylie | 4 | 473 | 0 | 532 | 291 | 241 | 532 | 297 | 0 | 6 | 1 | 7 | 84 | 97 | 60 | 24 | 0 | 118 | 202 |
| 61 | Pleasant Grove | 0 | 0 | 0 | 0 | 0 | 0 | 0 | 0 | 0 | 0 | 0 | 0 | 0 | 0 | 0 | 0 | 0 | 0 | 0 |
| 62 | NORTH CENTRAL DISTRICT | 0 | 0 | 0 | 0 | 0 | 0 | 0 | 0 | 0 | 0 | 0 | 0 | 0 | 0 | 0 | 0 | 0 | 0 | 0 |
| | TOTAL 2018 | 66 | 53236 | 302 | 55840 | 30274 | 25566 | 55840 | 24408 | 3192 | 451 | 238 | 689 | 9328 | 19027 | 15107 | 6337 | 1413 | 17855 | 40712 |
| | TOTAL 2017 | 52 | 54058 | 276 | 56610 | 30784 | 25826 | 56610 | 23654 | 2150 | 504 | 210 | 714 | 10195 | 18961 | 11679 | 6597 | 1377 | 17421 | 37074 |
| | Inc/Dec 2018 over 2017 | 14 | -822 | 26 | -770 | -510 | -260 | -770 | 754 | 1042 | -53 | 28 | -25 | -867 | 66 | 3428 | -260 | 36 | 434 | 3638 |

North Central District Table 3

| | CHRISTIAN FORMATION GROUPS (CFG) INCLUDING SUNDAY SCHOOL | | | | | | UMM | | UMW | | MISSION ENGAGEMENT | | | | | | | ASSETS AND DEBT | |
|---------------------------------|--|-----|-----|----|-----|----|-----|-------|-----|------|--------------------|-----|----|-----|-----|------|-------|-----------------|------------|
| CHURCH NAME | 12 | 13 | 14 | 15 | 16 | 17 | 18a | 18b | 19a | 19b | 20a | 20b | 21 | 21a | 21b | 22 | 23 | 24 | 25 |
| 1 Creekwood | 19 | 271 | 319 | 25 | 26 | 6 | 0 | 0 | 0 | 0 | 0 | 0 | 22 | 9 | 18 | 318 | 16682 | 9475600 | 5902151 |
| 2 Allen First | 22 | 236 | 506 | 50 | 268 | 20 | 28 | 6019 | 90 | 7025 | 3 | 28 | 23 | 12 | 16 | 1380 | 4140 | 8850000 | 14694642 |
| 3 Suncreek | 36 | 444 | 395 | 36 | 29 | 46 | 37 | 9865 | 76 | 2489 | 12 | 219 | 40 | 5 | 35 | 1600 | 4800 | 5341861 | 6256653 |
| 4 Anna | 0 | 31 | 65 | 3 | 3 | 2 | 10 | 0 | 14 | 1200 | 0 | 0 | 2 | 0 | 0 | 20 | 150 | 450000 | 167224 |
| 5 Argyle | 18 | 200 | 280 | 18 | 32 | 20 | 0 | 0 | 0 | 0 | 0 | 0 | 41 | 14 | 28 | 798 | 26772 | 6228045 | 2891005 |
| 6 Aubrey | 0 | 10 | 0 | 1 | 0 | 0 | 0 | 0 | 0 | 0 | 0 | 0 | 0 | 0 | 0 | 0 | 0 | 441000 | 273486 |
| 7 Blue Ridge | 0 | 20 | 40 | 3 | 8 | 2 | 0 | 0 | 0 | 0 | 0 | 0 | 7 | 0 | 2 | 15 | 2000 | 1722826 | 273067 |
| 8 Aldersgate | 4 | 140 | 65 | 14 | 6 | 1 | 0 | 0 | 20 | 300 | 1 | 1 | 4 | 0 | 4 | 45 | 110 | 5084148 | 1941648 |
| 9 Cambodian Fellowship | 0 | 41 | 0 | 6 | 3 | 0 | 0 | 0 | 0 | 0 | 0 | 0 | 1 | 0 | 0 | 10 | 10 | 625000 | 279239 |
| 10 Carroll First | 12 | 153 | 172 | 17 | 11 | 46 | 0 | 0 | 0 | 0 | 0 | 0 | 6 | 2 | 1 | 91 | 1269 | 12252149 | 86415510 |
| 11 Celina | 10 | 75 | 163 | 11 | 9 | 1 | 37 | 1500 | 31 | 885 | 0 | 0 | 8 | 1 | 6 | 230 | 850 | 7500000 | 31211611 |
| 12 Chambersville | 0 | 10 | 0 | 2 | 0 | 1 | 0 | 0 | 0 | 0 | 0 | 0 | 1 | 0 | 0 | 25 | 15 | 650000 | 8628012 |
| 13 Cottage Hill | 0 | 0 | 0 | 0 | 1 | 0 | 0 | 0 | 0 | 0 | 0 | 0 | 1 | 0 | 1 | 5 | 250 | 200000 | 6065913 |
| 14 Copeville: Community | 0 | 7 | 0 | 1 | 0 | 1 | 0 | 0 | 0 | 0 | 0 | 0 | 2 | 0 | 1 | 16 | 650 | 370000 | 18883214 |
| 15 Coppell First | 66 | 237 | 236 | 27 | 40 | 47 | 175 | 30246 | 64 | 3821 | 2 | 15 | 35 | 8 | 27 | 993 | 3171 | 12722095 | 75281015 |
| 16 Corinth: Faith | 11 | 42 | 80 | 5 | 10 | 7 | 0 | 0 | 0 | 0 | 0 | 0 | 12 | 0 | 3 | 273 | 2611 | 3682238 | 8973316 |
| 17 Denton Asbury | 0 | 62 | 35 | 7 | 3 | 1 | 12 | 0 | 25 | 0 | 0 | 0 | 3 | 2 | 2 | 55 | 3589 | 2309878 | 6945817 |
| 18 Blue Mound | 0 | 18 | 13 | 3 | 2 | 1 | 0 | 0 | 0 | 0 | 0 | 0 | 3 | 0 | 3 | 35 | 1125 | 1551076 | 37744018 |
| 19 Cooper Creek | 0 | 2 | 0 | 1 | 0 | 0 | 0 | 0 | 0 | 0 | 0 | 0 | 0 | 0 | 0 | 0 | 0 | 507599 | 136619 |
| 20 Denton First | 46 | 349 | 150 | 30 | 29 | 14 | 0 | 0 | 84 | 6635 | 0 | 0 | 30 | 1 | 9 | 850 | 5350 | 22261000 | 1177534120 |
| 21 Denton Trinity | 5 | 151 | 127 | 8 | 20 | 2 | 9 | 0 | 0 | 0 | 0 | 0 | 17 | 2 | 15 | 120 | 600 | 2000000 | 10209321 |
| 22 Christ Church of North Texas | 10 | 30 | 45 | 7 | 3 | 5 | 40 | 1000 | 45 | 1000 | 0 | 0 | 4 | 12 | 10 | 15 | 24 | 3000000 | 580122 |
| 23 Farnesville | 0 | 49 | 110 | 5 | 6 | 3 | 19 | 587 | 43 | 3704 | 0 | 0 | 3 | 0 | 3 | 21 | 1549 | 2071000 | 16751423 |
| 24 Flower Mound | 54 | 163 | 200 | 17 | 37 | 16 | 0 | 0 | 180 | 1250 | 1 | 20 | 13 | 1 | 9 | 644 | 11302 | 8475555 | 53267624 |
| 25 Trietsch Memorial | 32 | 296 | 637 | 28 | 53 | 27 | 220 | 16000 | 0 | 0 | 0 | 0 | 23 | 7 | 20 | 1000 | 3000 | 19698571 | 38330825 |

North Central District Table 3 (Continued)

| | CHRISTIAN FORMATION GROUPS (CFG) INCLUDING SUNDAY SCHOOL | | | | | | UMM | | UMW | | MISSION ENGAGEMENT | | | | | | | | ASSETS AND DEBT | |
|---------------------|--|------|-----|----|----|----|-----|-------|-----|-------|--------------------|-----|----|-----|-----|------|-------|----------|-----------------|----|
| CHURCH NAME | 12 | 13 | 14 | 15 | 16 | 17 | 18a | 18b | 19a | 19b | 20a | 20b | 21 | 21a | 21b | 22 | 23 | 24 | 25 | |
| 26 Foney | 6 | 98 | 140 | 13 | 15 | 7 | 0 | 0 | 35 | 8001 | 0 | 0 | 5 | 1 | 3 | 150 | 2200 | 3980000 | 59600 | 26 |
| 27 Frisco First | 27 | 346 | 367 | 42 | 16 | 20 | 20 | 2000 | 108 | 6955 | 3 | 36 | 7 | 2 | 7 | 572 | 5994 | 13323837 | 346240 | 27 |
| 28 Grace Avenue | 56 | 375 | 989 | 35 | 51 | 57 | 0 | 0 | 0 | 0 | 2 | 20 | 16 | 5 | 14 | 1450 | 1590 | 11919249 | 721402 | 28 |
| 29 Cross Way | 0 | 32 | 25 | 4 | 5 | 7 | 0 | 0 | 0 | 0 | 0 | 0 | 5 | 0 | 4 | 70 | 2000 | 12310 | 48041 | 29 |
| 30 Cornerstone | 6 | 32 | 88 | 5 | 7 | 5 | 25 | 1250 | 0 | 0 | 0 | 0 | 5 | 1 | 1 | 94 | 400 | 2132049 | 53421 | 30 |
| 31 Heath | 6 | 30 | 61 | 7 | 11 | 2 | 0 | 0 | 0 | 0 | 0 | 0 | 8 | 1 | 5 | 59 | 1500 | 3000000 | 877000 | 31 |
| 32 Justin | 11 | 68 | 75 | 6 | 8 | 0 | 0 | 0 | 0 | 0 | 0 | 0 | 1 | 0 | 1 | 25 | 150 | 663419 | 50555 | 32 |
| 33 Krum First | 0 | 15 | 20 | 3 | 3 | 5 | 30 | 0 | 10 | 0 | 0 | 0 | 3 | 1 | 3 | 33 | 215 | 1371500 | 106105 | 33 |
| 34 Lake Cities | 3 | 21 | 100 | 4 | 11 | 1 | 1 | 0 | 41 | 8800 | 1 | 8 | 10 | 3 | 3 | 39 | 890 | 2306653 | 118947 | 34 |
| 35 Chinn's Chapel | 0 | 13 | 0 | 2 | 5 | 5 | 0 | 0 | 0 | 0 | 0 | 0 | 7 | 3 | 4 | 43 | 95 | 557369 | 60166 | 35 |
| 36 Lewisville First | 12 | 298 | 237 | 22 | 14 | 13 | 48 | 3345 | 136 | 6619 | 0 | 0 | 54 | 10 | 38 | 560 | 7532 | 7115000 | 121110 | 36 |
| 37 Vista Ridge | 4 | 86 | 270 | 9 | 14 | 9 | 0 | 0 | 0 | 0 | 3 | 27 | 0 | 0 | 0 | 474 | 18990 | 1010686 | 419640 | 37 |
| 38 Bulton Memorial | 0 | 22 | 30 | 5 | 6 | 6 | 10 | 930 | 14 | 1200 | 0 | 0 | 2 | 0 | 2 | 70 | 1544 | 2463014 | 42864 | 38 |
| 39 Oak Grove | 0 | 20 | 0 | 1 | 3 | 0 | 0 | 0 | 0 | 0 | 0 | 0 | 2 | 0 | 2 | 20 | 500 | 214000 | 64000 | 39 |
| 40 Good Shepherd | 7 | 34 | 63 | 3 | 5 | 1 | 0 | 0 | 14 | 701 | 0 | 0 | 8 | 1 | 3 | 58 | 1050 | 1635000 | 161731 | 40 |
| 41 McKinney First | 54 | 565 | 547 | 36 | 27 | 6 | 0 | 0 | 43 | 6165 | 1 | 12 | 16 | 0 | 16 | 300 | 1350 | 10907590 | 2417648 | 41 |
| 42 Stonebridge | 12 | 117 | 278 | 6 | 11 | 6 | 0 | 0 | 0 | 0 | 0 | 0 | 12 | 3 | 11 | 289 | 2028 | 6507391 | 499060 | 42 |
| 43 Pilot Point | 4 | 25 | 35 | 4 | 3 | 1 | 0 | 0 | 0 | 0 | 0 | 0 | 0 | 0 | 0 | 12 | 60 | 920887 | 97890 | 43 |
| 44 Plano Christ | 57 | 687 | 614 | 67 | 33 | 79 | 200 | 7500 | 0 | 0 | 5 | 88 | 69 | 21 | 32 | 7500 | 41530 | 22372192 | 3385140 | 44 |
| 45 Custer Road | 41 | 756 | 695 | 58 | 47 | 34 | 20 | 50 | 70 | 2261 | 0 | 0 | 26 | 6 | 25 | 2100 | 9500 | 31000000 | 2093610 | 45 |
| 46 Plano First | 33 | 442 | 545 | 47 | 36 | 38 | 57 | 5000 | 222 | 4100 | 2 | 4 | 7 | 0 | 7 | 311 | 3546 | 13797237 | 1100562 | 46 |
| 47 St. Andrew | 88 | 1128 | 412 | 64 | 18 | 30 | 50 | 79241 | 107 | 19995 | 0 | 0 | 16 | 2 | 10 | 4444 | 45703 | 33000000 | 7291671 | 47 |
| 48 Ponder | 10 | 45 | 60 | 5 | 5 | 0 | 0 | 0 | 0 | 0 | 0 | 0 | 2 | 2 | 2 | 38 | 4590 | 670000 | 11517 | 48 |
| 49 Prosper | 10 | 139 | 192 | 10 | 11 | 8 | 0 | 0 | 71 | 3275 | 0 | 0 | 4 | 2 | 2 | 346 | 773 | 1800000 | 12759548 | 49 |
| 50 Rockwall First | 51 | 416 | 795 | 27 | 52 | 32 | 0 | 0 | 0 | 0 | 12 | 205 | 9 | 5 | 4 | 716 | 5320 | 20748239 | 1030131 | 50 |

North Central District Table 3 (Continued)

| | CHRISTIAN FORMATION GROUPS (CFG) INCLUDING SUNDAY SCHOOL | | | | | | UMM | | UMW | | MISSION/ENGAGEMENT | | | | | ASSETS AND DEBT | | | |
|---------------------------|--|-------|-------|-----|------|-----|------|--------|------|--------|--------------------|-----|-----|-----|-----|-----------------|--------|-----------|----------|
| | | | | | | | 18a | 18b | 19a | 19b | 20a | 20b | 21 | 21a | 21b | 22 | 23 | 24 | 25 |
| CHURCH NAME | | | | | | | | | | | | | | | | | | | |
| 51 Rowlett First | 13 | 325 | 432 | 34 | 20 | 8 | 45 | 1588 | 150 | 11895 | 0 | 0 | 8 | 2 | 6 | 455 | 1867 | 8250000 | 318561 |
| 52 Royce City First | 8 | 98 | 97 | 12 | 6 | 5 | 0 | 0 | 25 | 0 | 1 | 9 | 2 | 1 | 2 | 178 | 1925 | 3286517 | 133974 |
| 53 Sachse First | 8 | 66 | 70 | 9 | 8 | 1 | 32 | 0 | 70 | 8400 | 0 | 0 | 9 | 2 | 1 | 180 | 1003 | 3163409 | 203126 |
| 54 Pleasant Valley | 7 | 51 | 18 | 3 | 7 | 1 | 0 | 0 | 0 | 0 | 0 | 0 | 14 | 4 | 7 | 85 | 1500 | 555000 | 32000 |
| 55 Sanger | 0 | 12 | 0 | 1 | 0 | 0 | 0 | 0 | 8 | 325 | 0 | 0 | 3 | 0 | 3 | 47 | 500 | 828862 | 73449 |
| 56 Stony | 0 | 7 | 0 | 1 | 0 | 0 | 0 | 0 | 0 | 0 | 0 | 0 | 2 | 1 | 1 | 9 | 12 | 169638 | 25864 |
| 57 The Colony First | 12 | 83 | 83 | 10 | 3 | 5 | 12 | 875 | 20 | 6932 | 0 | 0 | 6 | 0 | 6 | 84 | 1072 | 2034752 | 131446 |
| 58 Trophy Club Fellowship | 0 | 206 | 290 | 14 | 12 | 54 | 0 | 0 | 0 | 0 | 0 | 0 | 20 | 8 | 6 | 115 | 1159 | 3250080 | 427764 |
| 59 Verona | 0 | 0 | 0 | 0 | 0 | 0 | 0 | 0 | 0 | 0 | 0 | 0 | 0 | 0 | 0 | 2 | 0 | 50000 | 9130 |
| 60 Wylie | 29 | 281 | 314 | 19 | 11 | 10 | 24 | 9674 | 12 | 250 | 0 | 0 | 19 | 1 | 8 | 350 | 85332 | 3600000 | 291137 |
| 61 Pleasant Grove | 0 | 0 | 0 | 0 | 0 | 0 | 0 | 0 | 0 | 0 | 0 | 0 | 0 | 0 | 0 | 0 | 0 | 0 | 0 |
| 62 NORTH CENTRAL DISTRICT | 0 | 0 | 0 | 0 | 0 | 0 | 0 | 0 | 0 | 0 | 0 | 0 | 0 | 0 | 0 | 0 | 0 | 0 | 0 |
| TOTAL 2018 | 920 | 9976 | 11570 | 913 | 1083 | 725 | 1161 | 176650 | 1828 | 123923 | 49 | 692 | 678 | 164 | 452 | 29837 | 343439 | 356084521 | 44023732 |
| TOTAL 2017 | 880 | 10148 | 12009 | 956 | 1015 | 683 | 1077 | 199958 | 1863 | 117418 | 45 | 782 | 569 | 146 | 358 | 28111 | 330809 | 343252270 | 4490740 |
| Incl Dec 2018 over 2017 | 40 | -172 | -439 | -43 | 68 | 42 | 84 | -23308 | -35 | 6505 | 4 | -90 | 109 | 18 | 94 | 1726 | 12630 | 1283251 | -877008 |

BENEVOLENT GIVING

[illegible]

BENEVOLENT GIVING

[illegible]

North Central District Table 4 (Continued)

| | ASSETS AND DEBT | | BENEVOLENT GIVING | | | | | | | | | | | | | | | | |
|----|--|--|-------------------|---|--|--|--|--|--|--|--|--|--|--|--|--|--|--|--|
| | Other Debt | | | Total Amount Given To Non-United Methodist Benevolent And Charitable Causes | | | | | | | | | | | | | | | |
| | Debt Secured By Church Physical Assets | | | Total Amount Given Directly To United Methodist Causes (Not Sent To Conference) | | | | | | | | | | | | | | | |
| | | | | UM Student Day | | | | | | | | | | | | | | | |
| | | | | World Communion Sunday | | | | | | | | | | | | | | | |
| | | | | Native American Ministries Sunday | | | | | | | | | | | | | | | |
| | | | | Peace With Justice Sunday | | | | | | | | | | | | | | | |
| | | | | UMCOR Sunday | | | | | | | | | | | | | | | |
| | | | | Human Relations Sunday | | | | | | | | | | | | | | | |
| | | | | Total Annual Conference Special Sunday Offerings | | | | | | | | | | | | | | | |
| | | | | All Other Funds Sent To Conference For Connectional Mission And Ministry | | | | | | | | | | | | | | | |
| | | | | Youth Service Fund | | | | | | | | | | | | | | | |
| | | | | Annual Conference Advance Specials | | | | | | | | | | | | | | | |
| | | | | World Service Special Gifts | | | | | | | | | | | | | | | |
| | | | | General Advance Specials | | | | | | | | | | | | | | | |
| | | | | Amount PAID By Local Church To The Conference For All Apportioned Causes | | | | | | | | | | | | | | | |
| | | | | Total APPORTIONED To Local Church By The Conference | | | | | | | | | | | | | | | |
| | | | | | | | | | | | | | | | | | | | |
| | | | | | | | | | | | | | | | | | | | |
| | | | | | | | | | | | | | | | | | | | |
| | | | | | | | | | | | | | | | | | | | |
| | | | | | | | | | | | | | | | | | | | |
| | | | | | | | | | | | | | | | | | | | |
| | | | | | | | | | | | | | | | | | | | |
| | | | | | | | | | | | | | | | | | | | |
| | | | | | | | | | | | | | | | | | | | |
| | | | | | | | | | | | | | | | | | | | |
| | | | | | | | | | | | | | | | | | | | |
| | | | | | | | | | | | | | | | | | | | |
| | | | | | | | | | | | | | | | | | | | |
| | | | | | | | | | | | | | | | | | | | |
| | | | | | | | | | | | | | | | | | | | |
| | | | | | | | | | | | | | | | | | | | |
| | | | | | | | | | | | | | | | | | | | |
| | | | | | | | | | | | | | | | | | | | |
| | | | | | | | | | | | | | | | | | | | |
| | | | | | | | | | | | | | | | | | | | |
| | | | | | | | | | | | | | | | | | | | |
| | | | | | | | | | | | | | | | | | | | |
| | | | | | | | | | | | | | | | | | | | |
| | | | | | | | | | | | | | | | | | | | |
| | | | | | | | | | | | | | | | | | | | |
| | | | | | | | | | | | | | | | | | | | |
| | | | | | | | | | | | | | | | | | | | |
| | | | | | | | | | | | | | | | | | | | |
| | | | | | | | | | | | | | | | | | | | |
| | | | | | | | | | | | | | | | | | | | |
| | | | | | | | | | | | | | | | | | | | |
| | | | | | | | | | | | | | | | | | | | |
| | | | | | | | | | | | | | | | | | | | |
| | | | | | | | | | | | | | | | | | | | |
| | | | | | | | | | | | | | | | | | | | |
| | | | | | | | | | | | | | | | | | | | |
| | | | | | | | | | | | | | | | | | | | |
| | | | | | | | | | | | | | | | | | | | |
| | | | | | | | | | | | | | | | | | | | |
| | | | | | | | | | | | | | | | | | | | |
| | | | | | | | | | | | | | | | | | | | |
| | | | | | | | | | | | | | | | | | | | |
| | | | | | | | | | | | | | | | | | | | |
| | | | | | | | | | | | | | | | | | | | |
| | | | | | | | | | | | | | | | | | | | |
| | | | | | | | | | | | | | | | | | | | |
| | | | | | | | | | | | | | | | | | | | |
| | | | | | | | | | | | | | | | | | | | |
| | | | | | | | | | | | | | | | | | | | |
| | | | | | | | | | | | | | | | | | | | |
| | | | | | | | | | | | | | | | | | | | |
| | | | | | | | | | | | | | | | | | | | |
| | | | | | | | | | | | | | | | | | | | |
| | | | | | | | | | | | | | | | | | | | |
| | | | | | | | | | | | | | | | | | | | |
| | | | | | | | | | | | | | | | | | | | |
| | | | | | | | | | | | | | | | | | | | |
| | | | | | | | | | | | | | | | | | | | |
| | | | | | | | | | | | | | | | | | | | |
| | | | | | | | | | | | | | | | | | | | |
| | | | | | | | | | | | | | | | | | | | |
| | | | | | | | | | | | | | | | | | | | |
| | | | | | | | | | | | | | | | | | | | |
| | | | | | | | | | | | | | | | | | | | |
| | | | | | | | | | | | | | | | | | | | |
| | | | | | | | | | | | | | | | | | | | |
| | | | | | | | | | | | | | | | | | | | |
| | | | | | | | | | | | | | | | | | | | |
| | | | | | | | | | | | | | | | | | | | |
| | | | | | | | | | | | | | | | | | | | |
| | | | | | | | | | | | | | | | | | | | |
| | | | | | | | | | | | | | | | | | | | |
| | | | | | | | | | | | | | | | | | | | |
| | | | | | | | | | | | | | | | | | | | |
| | | | | | | | | | | | | | | | | | | | |
| | | | | | | | | | | | | | | | | | | | |
| | | | | | | | | | | | | | | | | | | | |
| | | | | | | | | | | | | | | | | | | | |
| | | | | | | | | | | | | | | | | | | | |
| | | | | | | | | | | | | | | | | | | | |
| | | | | | | | | | | | | | | | | | | | |
| | | | | | | | | | | | | | | | | | | | |
| | | | | | | | | | | | | | | | | | | | |
| | | | | | | | | | | | | | | | | | | | |
| | | | | | | | | | | | | | | | | | | | |
| | | | | | | | | | | | | | | | | | | | |
| | | | | | | | | | | | | | | | | | | | |
| | | | | | | | | | | | | | | | | | | | |
| | | | | | | | | | | | | | | | | | | | |
| | | | | | | | | | | | | | | | | | | | |
| | | | | | | | | | | | | | | | | | | | |
| | | | | | | | | | | | | | | | | | | | |
| | | | | | | | | | | | | | | | | | | | |
| | | | | | | | | | | | | | | | | | | | |
| | | | | | | | | | | | | | | | | | | | |
| | | | | | | | | | | | | | | | | | | | |
| | | | | | | | | | | | | | | | | | | | |
| | | | | | | | | | | | | | | | | | | | |
| | | | | | | | | | | | | | | | | | | | |
| | | | | | | | | | | | | | | | | | | | |
| | | | | | | | | | | | | | | | | | | | |
| | | | | | | | | | | | | | | | | | | | |
| | | | | | | | | | | | | | | | | | | | |
| | | | | | | | | | | | | | | | | | | | |
| | | | | | | | | | | | | | | | | | | | |
| | | | | | | | | | | | | | | | | | | | |
| | | | | | | | | | | | | | | | | | | | |
| | | | | | | | | | | | | | | | | | | | |
| | | | | | | | | | | | | | | | | | | | |
| | | | | | | | | | | | | | | | | | | | |
| | | | | | | | | | | | | | | | | | | | |
| | | | | | | | | | | | | | | | | | | | |
| | | | | | | | | | | | | | | | | | | | |
| | | | | | | | | | | | | | | | | | | | |
| | | | | | | | | | | | | | | | | | | | |
| | | | | | | | | | | | | | | | | | | | |
| | | | | | | | | | | | | | | | | | | | |
| | | | | | | | | | | | | | | | | | | | |
| | | | | | | | | | | | | | | | | | | | |
| | | | | | | | | | | | | | | | | | | | |
| | | | | | | | | | | | | | | | | | | | |
| | | | | | | | | | | | | | | | | | | | |
| | | | | | | | | | | | | | | | | | | | |
| | | | | | | | | | | | | | | | | | | | |
| | | | | | | | | | | | | | | | | | | | |
| | | | | | | | | | | | | | | | | | | | |
| | | | | | | | | | | | | | | | | | | | |
| | | | | | | | | | | | | | | | | | | | |
| | | | | | | | | | | | | | | | | | | | |
| | | | | | | | | | | | | | | | | | | | |
| | | | | | | | | | | | | | | | | | | | |
| | | | | | | | | | | | | | | | | | | | |
| | | | | | | | | | | | | | | | | | | | |
| | | | | | | | | | | | | | | | | | | | |
| | | | | | | | | | | | | | | | | | | | |
| | | | | | | | | | | | | | | | | | | | |
| | | | | | | | | | | | | | | | | | | | |
| | | | | | | | | | | | | | | | | | | | |
| | | | | | | | | | | | | | | | | | | | |
| | | | | | | | | | | | | | | | | | | | |
| | | | | | | | | | | | | | | | | | | | |
| | | | | | | | | | | | | | | | | | | | |
| | | | | | | | | | | | | | | | | | | | |
| | | | | | | | | | | | | | | | | | | | |
| | | | | | | | | | | | | | | | | | | | |
| | | | | | | | | | | | | | | | | | | | |
| | | | | | | | | | | | | | | | | | | | |
| | | | | | | | | | | | | | | | | | | | |
| | | | | | | | | | | | | | | | | | | | |
| | | | | | | | | | | | | | | | | | | | |
| | | | | | | | | | | | | | | | | | | | |
| | | | | | | | | | | | | | | | | | | | |
| | | | | | | | | | | | | | | | | | | | |
| </ | | | | | | | | | | | | | | | | | | | |

LOCAL CHURCH EXPENDITURES

| | MINISTERIAL SUPPORT | | | | | | | | | | LOCAL CHURCH EXPENDITURES | | | | | | | | | |
|-------|--|--------|--------|-------|--------|-------|-------|-------|-------|-------|---------------------------|--------|--------|--------|--------|--------|---------|---------|---------|--|
| | 39 | 40 | 41a | 41aa | 41b | 41bb | 41c | 42a | 42b | 42c | 43 | 44 | 45 | 46 | 47 | 48 | 49 | 50 | | |
| | Direct-Billed Clergy Pension And Non-Health Benefits | 8216 | 10668 | 54474 | 0 | 0 | 0 | 0 | 27600 | 0 | 0 | 0 | 486973 | 71987 | 152415 | 217550 | 1008515 | 2203745 | | |
| | Direct-Billed Clergy Health Benefits | 32821 | 42672 | 70581 | 0 | 50080 | 0 | 31419 | 54000 | 92712 | 35000 | 16688 | 39420 | 90992 | 227040 | 209808 | 759925 | 2783060 | | |
| | Base Compensation To Senior Pastor | 13603 | 16561 | 99770 | 0 | 43195 | 0 | 0 | 36000 | 13000 | 0 | 614 | 0 | 480137 | 84699 | 216403 | 320820 | 22093 | 1581922 | |
| | | 5266 | 0 | 2232 | 0 | 0 | 0 | 0 | 20000 | 0 | 0 | 0 | 0 | 27498 | 6302 | 34396 | 0 | 23500 | 128771 | |
| | | 11508 | 22416 | 85260 | 0 | 0 | 0 | 37668 | 40000 | 0 | 20000 | 5100 | 0 | 453551 | 128976 | 212566 | 472256 | 86971 | 1839785 | |
| | | 0 | 0 | 4104 | 0 | 0 | 0 | 0 | 23923 | 0 | 0 | 0 | 0 | 5000 | 850 | 9931 | 0 | 1300 | 48174 | |
| | | 8245 | 10668 | 45081 | 0 | 0 | 0 | 0 | 8025 | 0 | 0 | 6000 | 0 | 37609 | 9683 | 39236 | 52196 | 0 | 239047 | |
| | | 10139 | 10668 | 48466 | 0 | 10250 | 0 | 0 | 17250 | 22250 | 0 | 671 | 0 | 113213 | 11308 | 103205 | 76289 | 0 | 460421 | |
| | | 0 | 0 | 5000 | 0 | 0 | 0 | 0 | 6000 | 0 | 0 | 540 | 0 | 3572 | 3540 | 14305 | 15600 | 944 | 53881 | |
| | | 17858 | 22416 | 93466 | 0 | 56200 | 0 | 0 | 45000 | 34522 | 0 | 6957 | 0 | 583693 | 126537 | 326367 | 297785 | 41507 | 1955368 | |
| | | 8640 | 10668 | 42500 | 0 | 0 | 0 | 0 | 36313 | 0 | 0 | 6660 | 8640 | 214152 | 45300 | 98472 | 334896 | 0 | 876460 | |
| | | 0 | 0 | 3000 | 0 | 0 | 0 | 0 | 9000 | 0 | 0 | 0 | 0 | 5950 | 1130 | 5025 | 0 | 0 | 31541 | |
| | 0 | 0 | 1236 | 0 | 0 | 0 | 0 | 10760 | 0 | 0 | 0 | 0 | 2040 | 250 | 3020 | 0 | 1422 | 23280 | | |
| | 0 | 0 | 14585 | 0 | 0 | 0 | 0 | 12554 | 0 | 0 | 0 | 0 | 1500 | 9243 | 7409 | 0 | 11615 | 70750 | | |
| | 21765 | 26670 | 100534 | 0 | 31116 | 0 | 0 | 50000 | 65337 | 0 | 5615 | 0 | 973570 | 89355 | 292918 | 268970 | 61483 | 2398293 | | |
| | 8244 | 10668 | 61480 | 0 | 0 | 0 | 0 | 25200 | 0 | 0 | 1300 | 0 | 145299 | 17729 | 78775 | 143559 | 1231 | 524245 | | |
| | 8229 | 10840 | 58500 | 0 | 0 | 0 | 0 | 24000 | 0 | 0 | 0 | 0 | 87156 | 2852 | 57993 | 71903 | 0 | 335473 | | |
| | 6672 | 5334 | 36662 | 0 | 0 | 0 | 0 | 15346 | 0 | 0 | 2284 | 0 | 19218 | 5358 | 16821 | 0 | 62373 | 179978 | | |
| | 0 | 0 | 0 | 0 | 0 | 0 | 0 | 12000 | 0 | 0 | 0 | 0 | 0 | 1014 | 6796 | 0 | 0 | 23735 | | |
| | 32500 | 42672 | 93912 | 0 | 111258 | 0 | 0 | 42500 | 69466 | 0 | 4600 | 0 | 689350 | 83761 | 241899 | 864977 | 0 | 3035714 | | |
| 8150 | 11208 | 52530 | 0 | 0 | 0 | 0 | 27332 | 0 | 0 | 13000 | 0 | 179094 | 53398 | 121602 | 66000 | 0 | 612870 | | | |
| 0 | 0 | 39000 | 0 | 0 | 0 | 0 | 12000 | 0 | 0 | 0 | 0 | 0 | 5000 | 30000 | 16500 | 10000 | 112500 | | | |
| 7565 | 10668 | 64656 | 0 | 0 | 0 | 0 | 25000 | 0 | 0 | 810 | 0 | 86531 | 8284 | 41881 | 0 | 11610 | 303716 | | | |
| 16779 | 21336 | 68208 | 0 | 15600 | 0 | 0 | 40000 | 0 | 36000 | 919 | 0 | 506672 | 53445 | 218073 | 232565 | 39203 | 1474282 | | | |
| 33228 | 42672 | 110000 | 0 | 34030 | 0 | 0 | 99913 | 42000 | 28800 | 63500 | 13829 | 0 | 957792 | 138514 | 465233 | 978295 | 316758 | 3881708 | | |

North Central District Table 5 (Continued)

| | | MINISTERIAL SUPPORT | | | | | | | | | | LOCAL CHURCH EXPENDITURES | | | | | | | |
|----|------------------|--|--------------------------------------|------------------------------------|---|--|---|---------------------------------------|--|--|---|--|---|--|-------------------------------|---------------------------------|--|--|-----------------------|
| | | Direct-Billed Clergy Pension And Non-Health Benefits | Direct-Billed Clergy Health Benefits | Base Compensation To Senior Pastor | Amount Received From Equitable Compensation Or Other Conference Grants Toward Senior Pastor's Base Compensation | Base Compensation Paid To Associate(s) | Amount Received From Conference Grants Toward Associate's Base Compensation | Base Compensation Paid To/For Deacons | Housing Benefits Paid To/For Senior Pastor | Housing Benefits Paid To/For All Associate Pastors | Housing Benefits Paid To/For Deacons Not Included In 41a Or 41b | Total Amount Paid To Pastor, Associate(s) And Deacons (s) For Accountable Reimbursements | Total Amount Paid To Pastor, Associates(s) And Deacons(s) For Any Other Cash Allowances (Non-Accountable) | Total Amount Paid In Salary And Benefits For All Other Church Staff And Diaconal Ministers | Local Church Program Expenses | Local Church Operating Expenses | Principal And Interest On Indebtedness, Loans, Mortgages, Etc. | Capital Expenditures For Building, Improvements, And Major Equipment Purchases | TOTAL CHURCH EXPENSES |
| | CHURCH NAME | 39 | 40 | 41a | 41aa | 41b | 41bb | 41c | 42a | 42b | 42c | 43 | 44 | 45 | 46 | 47 | 48 | 49 | 50 |
| 26 | Fomey | 8242 | 10668 | 56294 | 0 | 0 | 0 | 0 | 26400 | 0 | 0 | 7500 | 0 | 81232 | 19737 | 99147 | 57500 | 10315 | 418692 |
| 27 | Frisco First | 25716 | 32004 | 92416 | 0 | 120398 | 0 | 0 | 44327 | 49742 | 0 | 4000 | 0 | 524166 | 90321 | 246874 | 315440 | 443841 | 2221889 |
| 28 | Grace Avenue | 32506 | 43212 | 100200 | 0 | 163426 | 36423 | 54500 | 27500 | 20000 | 22020 | 0 | 5028 | 975080 | 60065 | 63342 | 577712 | 141555 | 2598481 |
| 29 | Cross Way | 8206 | 10668 | 58390 | 0 | 0 | 0 | 0 | 23340 | 0 | 0 | 0 | 0 | 51474 | 803 | 16083 | 30000 | 11475 | 210439 |
| 30 | Cornerstone | 7612 | 10668 | 47934 | 0 | 0 | 0 | 0 | 14000 | 0 | 0 | 1868 | 0 | 17163 | 1800 | 48550 | 32110 | 20750 | 219588 |
| 31 | Heath | 8593 | 11410 | 69424 | 0 | 0 | 0 | 0 | 10950 | 0 | 0 | 3488 | 0 | 120744 | 23012 | 92790 | 32621 | 50310 | 466904 |
| 32 | Justin | 13910 | 11646 | 48104 | 0 | 0 | 0 | 0 | 24000 | 0 | 0 | 4000 | 0 | 146980 | 13461 | 91056 | 0 | 0 | 389917 |
| 33 | Krum First | 0 | 0 | 15000 | 0 | 0 | 0 | 0 | 23000 | 0 | 0 | 0 | 0 | 30941 | 5609 | 67724 | 53321 | 1885 | 215926 |
| 34 | Lake Cities | 7125 | 10840 | 46901 | 0 | 500 | 0 | 0 | 20651 | 11167 | 0 | 1315 | 0 | 74129 | 3539 | 92419 | 37923 | 15731 | 352659 |
| 35 | Chinn's Chapel | 7599 | 10668 | 29000 | 0 | 0 | 0 | 0 | 28000 | 0 | 0 | 5000 | 0 | 4600 | 10731 | 21859 | 0 | 3915 | 132234 |
| 36 | Lewisville First | 17032 | 21264 | 98411 | 0 | 43400 | 0 | 0 | 24000 | 18600 | 0 | 0 | 0 | 252150 | 52184 | 118434 | 27164 | 124388 | 1078698 |
| 37 | Vista Ridge | 11452 | 10668 | 44267 | 0 | 0 | 0 | 0 | 36996 | 0 | 0 | 4070 | 16240 | 282528 | 46908 | 99506 | 0 | 34470 | 653378 |
| 38 | Button Memorial | 7507 | 10668 | 37622 | 15000 | 0 | 0 | 0 | 33517 | 0 | 0 | 0 | 0 | 7840 | 2505 | 24159 | 4486 | 147462 | 305766 |
| 39 | Oak Grove | 0 | 0 | 17000 | 0 | 0 | 0 | 0 | 18000 | 0 | 0 | 416 | 0 | 18625 | 3892 | 28599 | 0 | 0 | 100955 |
| 40 | Good Shepherd | 7731 | 10668 | 40461 | 0 | 0 | 0 | 0 | 24000 | 0 | 0 | 841 | 0 | 64576 | 6411 | 28447 | 0 | 5058 | 208489 |
| 41 | McKinney First | 62650 | 119152 | 92172 | 0 | 260396 | 97500 | 67178 | 51240 | 109380 | 60500 | 39859 | 0 | 1114984 | 161207 | 603939 | 751116 | 120176 | 5003089 |
| 42 | Stonebridge | 32527 | 40837 | 97100 | 0 | 78281 | 0 | 47934 | 28100 | 36000 | 0 | 16953 | 0 | 499288 | 19189 | 188131 | 292560 | 88350 | 1516774 |
| 43 | Pilot Point | 7559 | 10668 | 42034 | 0 | 0 | 0 | 0 | 3247 | 0 | 0 | 1958 | 0 | 8910 | 10783 | 21049 | 7644 | 1700 | 128006 |
| 44 | Plano Christ | 54063 | 64008 | 131600 | 0 | 131534 | 6000 | 95868 | 72000 | 94400 | 24000 | 0 | 10104 | 1036616 | 238067 | 595771 | 854644 | 17915 | 4812719 |
| 45 | Custer Road | 28304 | 33624 | 99927 | 0 | 81138 | 0 | 90245 | 76736 | 69928 | 30000 | 6272 | 0 | 1535067 | 192991 | 507500 | 94864 | 4097588 | 7517175 |
| 46 | Plano First | 18192 | 22416 | 93234 | 0 | 52558 | 0 | 0 | 56000 | 21000 | 0 | 3000 | 0 | 818795 | 102113 | 521922 | 425978 | 654424 | 3078229 |
| 47 | St. Andrew | 56254 | 67248 | 210130 | 0 | 310415 | 0 | 53775 | 74000 | 112800 | 15000 | 6000 | 32832 | 1067858 | 381161 | 457573 | 688529 | 5179501 | 10076307 |
| 48 | Ponder | 0 | 0 | 24500 | 0 | 0 | 0 | 0 | 16000 | 0 | 0 | 0 | 0 | 13500 | 11114 | 23472 | 26286 | 9500 | 132498 |
| 49 | Prosper | 16158 | 21336 | 67000 | 0 | 33500 | 0 | 0 | 5000 | 31500 | 0 | 8942 | 0 | 225246 | 51005 | 85915 | 0 | 518525 | 1216333 |
| 50 | Rockwall First | 33812 | 44450 | 112730 | 0 | 44624 | 0 | 82841 | 6000 | 18480 | 61239 | 18650 | 11604 | 680813 | 143496 | 381216 | 483363 | 59113 | 2625089 |

North Central District Table 5 (Continued)

| | | MINISTERIAL SUPPORT | | | | | | | | | | | LOCAL CHURCH EXPENDITURES | | | | | | | |
|----|-------------------------|---------------------|---------|---------|-------|---------|--------|--------|---------|--------|--------|--------|---------------------------|----------|---------|---------|----------|----------|----------|---|
| | CHURCH NAME | 39 | 40 | 41a | 41aa | 41b | 41bb | 41c | 42a | 42b | 42c | 43 | 44 | 45 | 46 | 47 | 48 | 49 | 50 | |
| | | | | | | | | | | | | | | | | | | | | TOTAL CHURCH EXPENSES |
| | | | | | | | | | | | | | | | | | | | | Capital Expenditures For Building, Improvements, And Major Equipment Purchases |
| | | | | | | | | | | | | | | | | | | | | Principal And Interest On Indebtedness, Loans, Mortgages, Etc. |
| | | | | | | | | | | | | | | | | | | | | Local Church Operating Expenses |
| | | | | | | | | | | | | | | | | | | | | Local Church Program Expenses |
| | | | | | | | | | | | | | | | | | | | | Total Amount Paid In Salary And Benefits For All Other Church Staff And Diaconal Ministers |
| | | | | | | | | | | | | | | | | | | | | Total Amount Paid To Pastor, Associates(s) And Deacons(s) For Any Other Cash Allowances (Non-Accountable) |
| | | | | | | | | | | | | | | | | | | | | Total Amount Paid To Pastor, Associate(s) And Deacons (s) For Accountable Reimbursements |
| | | | | | | | | | | | | | | | | | | | | Housing Benefits Paid To/For Deacons Not Included In 41a Or 41b |
| | | | | | | | | | | | | | | | | | | | | Housing Benefits Paid To/For All Associate Pastors |
| | | | | | | | | | | | | | | | | | | | | Housing Benefits Paid To/For Senior Pastor |
| | | | | | | | | | | | | | | | | | | | | Base Compensation Paid To/For Deacons |
| | | | | | | | | | | | | | | | | | | | | Amount Received From Conference Grants Toward Associate's Base Compensation |
| | | | | | | | | | | | | | | | | | | | | Base Compensation Paid To Associate(s) |
| | | | | | | | | | | | | | | | | | | | | Amount Received From Equitable Compensation Or Other Conference Grants Toward Senior Pastor's Base Compensation |
| | | | | | | | | | | | | | | | | | | | | Base Compensation To Senior Pastor |
| | | | | | | | | | | | | | | | | | | | | Direct-Billed Clergy Health Benefits |
| | | | | | | | | | | | | | | | | | | | | Direct-Billed Clergy Pension And Non-Health Benefits |
| 51 | Rowlett First | 16491 | 21336 | 75640 | 0 | 28698 | 0 | 0 | 35000 | 26000 | 0 | 1500 | 0 | 311337 | 79030 | 116295 | 181541 | 122736 | 1330893 | |
| 52 | Royse City First | 7884 | 10694 | 48857 | 0 | 0 | 0 | 0 | 24000 | 0 | 0 | 5568 | 0 | 74127 | 24921 | 109239 | 91724 | 17250 | 464233 | |
| 53 | Sachse First | 9537 | 11275 | 47569 | 0 | 22000 | 0 | 5067 | 37440 | 0 | 3200 | 496 | 0 | 109778 | 23830 | 81250 | 52825 | 24929 | 475977 | |
| 54 | Pleasant Valley | 8062 | 10632 | 34287 | 0 | 0 | 0 | 0 | 23700 | 0 | 0 | 0 | 1160 | 47609 | 8885 | 25276 | 0 | 22800 | 197246 | |
| 55 | Sanger | 0 | 0 | 8500 | 0 | 0 | 0 | 0 | 9500 | 0 | 0 | 323 | 0 | 8056 | 0 | 19780 | 0 | 38900 | 94749 | |
| 56 | Stony | 0 | 0 | 0 | 0 | 0 | 0 | 0 | 12000 | 0 | 0 | 0 | 0 | 0 | 368 | 7825 | 0 | 0 | 21113 | |
| 57 | The Colony First | 3974 | 5334 | 44290 | 0 | 20000 | 0 | 0 | 28840 | 0 | 0 | 5150 | 0 | 132345 | 6902 | 76490 | 38885 | 3959 | 448944 | |
| 58 | Trophy Club Fellowship | 12545 | 16002 | 67462 | 0 | 23967 | 0 | 0 | 34550 | 6000 | 0 | 345 | 17021 | 275903 | 67548 | 107111 | 81800 | 358960 | 1135628 | |
| 59 | Verona | 0 | 0 | 0 | 0 | 0 | 0 | 0 | 6600 | 0 | 0 | 0 | 0 | 0 | 325 | 2440 | 0 | 0 | 10422 | |
| 60 | Wylie | 8014 | 10668 | 58305 | 0 | 30000 | 0 | 0 | 23625 | 0 | 0 | 2984 | 0 | 274790 | 35389 | 108927 | 117690 | 13424 | 765998 | |
| 61 | Pleasant Grove | 0 | 0 | 0 | 0 | 0 | 0 | 0 | 0 | 0 | 0 | 0 | 0 | 0 | 0 | 0 | 0 | 0 | 1200 | |
| 62 | NORTH CENTRAL DISTRICT | 0 | 0 | 0 | 0 | 0 | 0 | 0 | 0 | 0 | 0 | 0 | 0 | 0 | 0 | 0 | 0 | 0 | 668 | |
| | TOTAL 2018 | 800685 | 1043537 | 3409998 | 15000 | 1796544 | 139923 | 692172 | 1664062 | 950084 | 370459 | 238465 | 142049 | 17667155 | 2946799 | 8198491 | 9997495 | 14820361 | 75805973 | |
| | TOTAL 2017 | 784863 | 962809 | 3353742 | 18000 | 1675138 | 130243 | 577284 | 1638837 | 916437 | 345017 | 234188 | 222862 | 17421872 | 2857304 | 8074612 | 10057258 | 13388090 | 73631797 | |
| | Incl Dec 2018 over 2017 | 15822 | 80728 | 56256 | -3000 | 121406 | 9680 | 114888 | 25225 | 33647 | 25442 | 2307 | -80813 | 245283 | 89495 | 123879 | -59763 | 1432271 | 2174176 | |

North Central District Table 6

| | RECEIVED FOR ANNUAL BUDGET/SPENDING PLAN | | | | | | | | RCVD FOR CAPITAL CAMPAIGNS/SPECIAL PROJECTS | | | | RECEIVED FROM CONNECTIONAL/OTHER SOURCES | | | | | | |
|------------------------------|--|---------------------------------|--|--|---|---|---|---|--|-------------------|---------------------------------|--|--|--|------------------------------|---|---|---|---------------------|
| | Number Of Giving Units | Amount Received Through Pledges | Amount Received From Non-Pledging, But Identified Givers | Amount Received From Unidentified Givers | Amount Received From Interest and Dividends And/Or Transferred From Liquid Assets | Amount Received From Sale of Church Assets For Budget | Amount Received Through Building Use Fees, Contributions, And Rentals | Amount Received Through Fundraisers And Other Sources | TOTAL INCOME FOR ANNUAL BUDGET/SPENDING PLAN | Capital Campaigns | Memorials, Endowments, Bequests | Funds From Other Sources And Projects, Including Sale Of Buildings | Rcvd For Special Sundays, General Advance Specials & Other Direct Benevolence Giving | TOTAL INCOME FOR DESIGNATED CAUSES INCLUDING CAPITAL CAMPAIGN AND OTHER SPECIAL PROJECTS | Equitable Compensation Funds | Advance Special, Apportioned And Connectional Funds | Other Grants And Financial Support From Institutional Sources | TOTAL INCOME FROM CONNECTIONAL AND OTHER INSTITUTIONAL SOURCES OUTSIDE THE LOCAL CHURCH | TOTAL CHURCH INCOME |
| CHURCH NAME | 51 | 52a | 52b | 52c | 52d | 52e | 52f | 52g | 52i | 53a | 53b | 53c | 53d | 53i | 54a | 54b | 54c | 54t | 55 |
| Creekwood | 512 | 663282 | 479461 | 25193 | 792 | 0 | 5306 | 0 | 1174034 | 474188 | 2125 | 0 | 58145 | 534458 | 0 | 0 | 0 | 0 | 1708492 |
| Allen First | 537 | 1261736 | 306146 | 20098 | 0 | 3858 | 122898 | 0 | 1714636 | 699783 | 280 | 0 | 124456 | 824519 | 0 | 1000 | 0 | 1000 | 2540055 |
| Suncreek | 691 | 1110376 | 286580 | 24061 | 854 | 0 | 66647 | 2632 | 1491150 | 732791 | 200 | 0 | 115046 | 848037 | 0 | 0 | 0 | 0 | 2339187 |
| Anna | 64 | 0 | 82177 | 600 | 0 | 0 | 1500 | 0 | 84277 | 12322 | 620 | 0 | 0 | 12942 | 0 | 0 | 0 | 0 | 97219 |
| Argyle | 430 | 690126 | 571196 | 45137 | 73 | 0 | 1994 | 52327 | 1360853 | 301693 | 0 | 0 | 0 | 301693 | 0 | 0 | 7200 | 7200 | 1669746 |
| Aubrey | 42 | 0 | 51511 | 2602 | 0 | 0 | 0 | 0 | 54113 | 0 | 0 | 0 | 0 | 0 | 0 | 0 | 0 | 0 | 54113 |
| Blue Ridge | 30 | 0 | 195672 | 15710 | 23 | 0 | 0 | 0 | 211405 | 22823 | 50 | 0 | 0 | 22873 | 0 | 0 | 0 | 0 | 234278 |
| Aldersgate | 126 | 227311 | 183904 | 18729 | 0 | 0 | 13709 | 0 | 443653 | 60488 | 0 | 0 | 0 | 60488 | 0 | 0 | 0 | 0 | 504141 |
| Cambodian Fellowship | 30 | 32762 | 3020 | 3700 | 0 | 980 | 0 | 2500 | 42962 | 0 | 0 | 0 | 0 | 0 | 0 | 0 | 0 | 0 | 42962 |
| Carrollton First | 234 | 1061444 | 266451 | 8586 | 0 | 0 | 483338 | 0 | 1819819 | 13010 | 2020 | 0 | 194819 | 209849 | 0 | 0 | 0 | 0 | 2029668 |
| Celina | 223 | 268480 | 624762 | 17000 | 139 | 0 | 1800 | 26606 | 938787 | 228956 | 0 | 0 | 0 | 228956 | 0 | 0 | 0 | 0 | 1167743 |
| Chambersville | 30 | 0 | 26579 | 0 | 0 | 0 | 1410 | 3855 | 31844 | 0 | 450 | 0 | 0 | 450 | 0 | 0 | 0 | 0 | 32294 |
| Cottage Hill | 21 | 0 | 30250 | 0 | 0 | 0 | 0 | 0 | 30250 | 0 | 0 | 0 | 0 | 0 | 0 | 0 | 0 | 0 | 30250 |
| Copeville: Community | 20 | 0 | 60195 | 3924 | 0 | 0 | 0 | 0 | 64119 | 0 | 0 | 0 | 657 | 657 | 0 | 0 | 8022 | 8022 | 72798 |
| Coppell First | 680 | 1597373 | 669519 | 27231 | 719 | 0 | 29198 | 5484 | 2329524 | 27617 | 21350 | 0 | 0 | 48967 | 0 | 0 | 0 | 0 | 2378491 |
| Corinth: Faith | 249 | 0 | 473281 | 14729 | 184 | 0 | 650 | 32696 | 521540 | 0 | 0 | 3208 | 0 | 3208 | 0 | 7000 | 0 | 7000 | 531748 |
| Denton Asbury | 70 | 308238 | 6459 | 11956 | 454 | 0 | 0 | 0 | 327107 | 5482 | 0 | 0 | 8430 | 13912 | 0 | 0 | 0 | 0 | 341019 |
| Blue Mound | 55 | 0 | 109019 | 6114 | 123 | 0 | 75 | 681 | 116012 | 0 | 0 | 0 | 0 | 0 | 0 | 0 | 0 | 0 | 116012 |
| Cooper Creek | 11 | 0 | 22405 | 1598 | 0 | 0 | 0 | 0 | 24003 | 0 | 0 | 0 | 156 | 156 | 0 | 0 | 0 | 0 | 24159 |
| Denton First | 709 | 1584481 | 279087 | 40704 | 3471 | 0 | 7148 | 99391 | 2014282 | 40834 | 9860 | 0 | 0 | 50694 | 0 | 0 | 0 | 0 | 2064976 |
| Denton Trinity | 243 | 401081 | 133469 | 14041 | 0 | 0 | 4005 | 54722 | 607318 | 0 | 0 | 0 | 0 | 0 | 0 | 0 | 0 | 0 | 607318 |
| Christ Church of North Texas | 25 | 0 | 125000 | 16000 | 0 | 0 | 0 | 0 | 141000 | 0 | 0 | 0 | 0 | 0 | 0 | 0 | 0 | 0 | 141000 |
| Farmersville | 92 | 0 | 358832 | 8515 | 79 | 0 | 675 | 0 | 368101 | 0 | 4287 | 0 | 0 | 4287 | 0 | 0 | 0 | 0 | 372388 |
| Flower Mound | 626 | 875513 | 320142 | 31288 | 293 | 225 | 4338 | 20789 | 1252588 | 171421 | 5968 | 2583 | 2594 | 182566 | 0 | 0 | 0 | 0 | 1435154 |
| Treisch Memorial | 836 | 2063304 | 704832 | 27470 | 1207 | 0 | 66652 | 119832 | 2983297 | 383798 | 0 | 130010 | 0 | 513808 | 0 | 0 | 0 | 0 | 3497105 |

North Central District Table 6 (Continued)

| | RECEIVED FOR ANNUAL BUDGET/SPENDING PLAN | | | | | | | | RCVD FOR CAPITAL CAMPAIGNS/SPECIAL PROJECTS | | | | | RECEIVED FROM CONNECTIONAL/OTHER SOURCES | | | | | | |
|----|--|------|---------|---------|--------|-------|-----|--------|---|---------|---------|--------|-------|--|---------|-----|-------|-------|-------|----------|
| | CHURCH NAME | 51 | 52a | 52b | 52c | 52d | 52e | 52f | 52g | 52i | 53a | 53b | 53c | 53d | 53i | 54a | 54b | 54c | 54i | 55 |
| 26 | Fomey | 140 | 0 | 352980 | 2800 | 0 | 0 | 20223 | 0 | 376003 | 23036 | 12500 | 0 | 0 | 35536 | 0 | 0 | 0 | 0 | 411539 |
| 27 | Frisco First | 552 | 1397435 | 204425 | 15194 | 0 | 0 | 189527 | 8767 | 1815348 | 84504 | 11290 | 0 | 7120 | 102914 | 0 | 0 | 0 | 0 | 1918262 |
| 28 | Grace Avenue | 890 | 1713876 | 347103 | 53717 | 2948 | 0 | 7300 | 46560 | 2171504 | 794203 | 18874 | 0 | 0 | 803077 | 0 | 0 | 36423 | 36423 | 3011004 |
| 29 | Cross Way | 79 | 111088 | 40353 | 8498 | 0 | 0 | 7168 | 1353 | 168460 | 36510 | 0 | 0 | 0 | 36510 | 0 | 0 | 15000 | 15000 | 219970 |
| 30 | Cornestone | 90 | 121092 | 38907 | 6390 | 0 | 0 | 24000 | 9522 | 199911 | 25188 | 0 | 0 | 0 | 25188 | 0 | 0 | 0 | 0 | 225099 |
| 31 | Heath | 223 | 221051 | 122455 | 30211 | 9240 | 0 | 0 | 2638 | 385595 | 5220 | 836085 | 0 | 0 | 841305 | 0 | 0 | 0 | 0 | 1226900 |
| 32 | Justin | 90 | 384778 | 0 | 0 | 115 | 0 | 50 | 0 | 384943 | 0 | 0 | 0 | 0 | 0 | 0 | 0 | 0 | 0 | 384943 |
| 33 | Krum First | 52 | 0 | 163129 | 4834 | 0 | 0 | 30958 | 7173 | 206094 | 0 | 5000 | 7373 | 0 | 12373 | 0 | 0 | 0 | 0 | 218467 |
| 34 | Lake Cities | 189 | 128482 | 190457 | 5245 | 0 | 0 | 1728 | 4061 | 329973 | 0 | 517 | 49824 | 624 | 50965 | 0 | 0 | 0 | 0 | 380938 |
| 35 | Chinn's Chapel | 58 | 0 | 108918 | 8648 | 0 | 0 | 5000 | 1605 | 124171 | 0 | 200 | 7161 | 1882 | 9243 | 0 | 0 | 0 | 0 | 133414 |
| 36 | Lewisville First | 295 | 505246 | 293245 | 30390 | 152 | 0 | 16308 | 0 | 845341 | 73933 | 1900 | 0 | 0 | 75833 | 0 | 0 | 0 | 0 | 921174 |
| 37 | Vista Ridge | 176 | 457839 | 69594 | 6438 | 0 | 0 | 0 | 12534 | 546405 | 0 | 345 | 0 | 0 | 345 | 0 | 0 | 0 | 0 | 546750 |
| 38 | Barton Memorial | 27 | 0 | 90782 | 5371 | 0 | 0 | 13475 | 862 | 110490 | 0 | 0 | 37362 | 2762 | 40124 | 0 | 15000 | 15000 | 0 | 165614 |
| 39 | Oak Grove | 130 | 79559 | 33453 | 13825 | 190 | 0 | 2100 | 5655 | 134782 | 0 | 1635 | 0 | 78 | 1713 | 0 | 0 | 0 | 0 | 136495 |
| 40 | Good Shepherd | 58 | 132460 | 51929 | 4332 | 230 | 0 | 2081 | 7637 | 198669 | 120731 | 130 | 3264 | 3528 | 127653 | 0 | 0 | 0 | 0 | 326322 |
| 41 | McKinney First | 1498 | 1542120 | 1624861 | 137938 | 2732 | 0 | 86613 | 0 | 3394264 | 694324 | 11074 | 0 | 273397 | 978795 | 0 | 97500 | 0 | 97500 | 4470559 |
| 42 | Stonebridge | 471 | 882925 | 578003 | 13319 | 45 | 0 | 32249 | 11300 | 1517841 | 9301 | 2000 | 0 | 77490 | 88791 | 0 | 0 | 0 | 0 | 1606632 |
| 43 | Pilot Point | 40 | 51580 | 55588 | 2637 | 414 | 0 | 10646 | 0 | 120865 | 0 | 74927 | 8103 | 316 | 83346 | 0 | 0 | 0 | 0 | 204211 |
| 44 | Piano Christ | 1738 | 3551373 | 855682 | 66172 | 0 | 0 | 7701 | 42025 | 4522953 | 2653 | 0 | 0 | 296987 | 299640 | 0 | 35189 | 0 | 35189 | 485782 |
| 45 | Custer Road | 1465 | 2924126 | 749692 | 22789 | 17187 | 0 | 0 | 174 | 3713968 | 1176261 | 7455 | 0 | 0 | 1183716 | 0 | 0 | 0 | 0 | 4897684 |
| 46 | Piano First | 998 | 1295881 | 435993 | 21708 | 839 | 0 | 12825 | 0 | 1767246 | 1269166 | 6661 | 0 | 0 | 1275827 | 0 | 0 | 0 | 0 | 3043073 |
| 47 | St. Andrew | 1696 | 3399152 | 3038996 | 94070 | 0 | 0 | 75153 | 0 | 6607371 | 4136836 | 215546 | 0 | 0 | 4352382 | 0 | 0 | 0 | 0 | 10899753 |
| 48 | Ponder | 52 | 0 | 138756 | 0 | 0 | 0 | 0 | 0 | 138756 | 0 | 0 | 0 | 0 | 0 | 0 | 0 | 0 | 0 | 138756 |
| 49 | Prosper | 243 | 0 | 453757 | 18607 | 193 | 0 | 8680 | 2178 | 483415 | 0 | 210 | 66026 | 0 | 66236 | 0 | 0 | 0 | 0 | 549651 |
| 50 | Rockwall First | 968 | 892302 | 1341174 | 65054 | 2628 | 0 | 76334 | 0 | 2377492 | 110684 | 0 | 0 | 185737 | 296421 | 0 | 0 | 0 | 0 | 2673913 |

North Central District Table 6 (Continued)

| CHURCH NAME | RECEIVED FOR ANNUAL BUDGET/SPENDING PLAN | | | | | | | | | | RCVD FOR CAPITAL CAMPAIGNS/SPECIAL PROJECTS | | | | | RECEIVED FROM CONNECTIONAL/OTHER SOURCES | | | | |
|---------------------------|--|----------|----------|---------|--------|------|---------|---------|----------|----------|---|----------|---------|----------|----------|--|---------|-------|---------|----------|
| | 51 | 52a | 52b | 52c | 52d | 52e | 52f | 52g | 52i | 52j | 53a | 53b | 53c | 53d | 53i | 54a | 54b | 54c | 54i | 55 |
| 51 Rowlett First | 418 | 0 | 953348 | 27320 | 280 | 0 | 75000 | 67489 | 1123437 | 0 | 0 | 251 | 0 | 850 | 1101 | 0 | 0 | 12367 | 12367 | 1136905 |
| 52 Royse City First | 200 | 187505 | 166282 | 10440 | 0 | 0 | 3341 | 0 | 367568 | 61490 | 975 | 0 | 0 | 10000 | 72465 | 0 | 0 | 0 | 0 | 440033 |
| 53 Sachse First | 160 | 239304 | 182668 | 11235 | 1287 | 0 | 5165 | 1765 | 441424 | 2506 | 0 | 0 | 92538 | 5172 | 100216 | 0 | 0 | 0 | 0 | 541640 |
| 54 Pleasant Valley | 84 | 72122 | 27553 | 5850 | 0 | 0 | 400 | 800 | 106725 | 0 | 680 | 0 | 10765 | 0 | 11445 | 0 | 0 | 0 | 0 | 118170 |
| 55 Sanger | 22 | 75230 | 3429 | 0 | 0 | 0 | 3240 | 0 | 81899 | 0 | 0 | 0 | 0 | 0 | 0 | 0 | 0 | 0 | 0 | 81899 |
| 56 Stony | 8 | 0 | 24096 | 4216 | 1 | 0 | 0 | 969 | 29282 | 0 | 0 | 0 | 0 | 0 | 0 | 0 | 0 | 0 | 0 | 29282 |
| 57 The Colony First | 241 | 355949 | 106011 | 10395 | 67 | 0 | 8340 | 0 | 480762 | 0 | 0 | 0 | 49946 | 0 | 49946 | 0 | 0 | 0 | 0 | 530708 |
| 58 Trophy Club Fellowship | 373 | 460460 | 249385 | 19604 | 160 | 0 | 1368 | 14400 | 746377 | 207065 | 0 | 0 | 0 | 6346 | 213411 | 0 | 0 | 0 | 0 | 958788 |
| 59 Verona | 6 | 0 | 10000 | 0 | 0 | 0 | 0 | 0 | 10000 | 0 | 0 | 0 | 0 | 0 | 0 | 0 | 0 | 0 | 0 | 10000 |
| 60 Wylie | 272 | 474533 | 176792 | 1847 | 70 | 0 | 1613 | 54258 | 709113 | 96066 | 14494 | 0 | 2492 | 1047 | 114099 | 0 | 0 | 0 | 0 | 823212 |
| 61 Pleasant Grove | 0 | 0 | 0 | 0 | 0 | 0 | 0 | 0 | 0 | 0 | 0 | 0 | 0 | 0 | 0 | 0 | 0 | 0 | 0 | 0 |
| 62 NORTH CENTRAL DISTRICT | 0 | 0 | 0 | 0 | 0 | 0 | 0 | 0 | 0 | 0 | 0 | 0 | 0 | 0 | 0 | 0 | 0 | 0 | 0 | 0 |
| TOTAL 2018 | 20688 | 33802975 | 19649745 | 1114080 | 47189 | 5063 | 1539729 | 75240 | 56884021 | 12094883 | 1269959 | 470655 | 1377639 | 15213136 | 15213136 | 0 | 155689 | 79012 | 234701 | 7231868 |
| TOTAL 2017 | 21125 | 34559342 | 19124167 | 1000103 | 108310 | 2375 | 1391837 | 1230901 | 57417035 | 13437834 | 179436 | 3284381 | 127182 | 18172633 | 18172633 | 0 | 286049 | 84497 | 370546 | 75980414 |
| Inc/Dec 2018 over 2017 | -537 | -755367 | 525578 | 113977 | -61121 | 2688 | 147892 | -505661 | -533014 | -1342951 | 1090523 | -2813726 | 106457 | -2959697 | -2959697 | 0 | -130360 | -5485 | -135845 | -3628556 |

Northwest District Table 1

| | | CHURCH MEMBERSHIP | | | | | | | | | | | | MEMBERSHIP ETHNICITY | | | | |
|--------------------------|--------------------|-------------------|----|----|----|----|----|---------|----|----|----|----|----|--|----|----|----|------|
| | | RECEIVED | | | | | | REMOVED | | | | | | TOTAL PROFESSING MEMBERS AT CLOSE OF THIS YEAR | | | | |
| CHURCH NAME | PASTOR'S NAME | 2a | 2b | 2c | 2d | 2e | 2f | 3a | 3b | 3c | 3d | 3e | 3f | 4 | 5a | 5b | 5c | 5d |
| 1 Alvord | Veronica Greenead | 112 | 0 | 0 | 0 | 2 | 0 | 2 | 1 | 0 | 0 | 0 | 1 | 110 | 0 | 0 | 1 | 0 1 |
| 2 Antelope | Lonny Hawkins | 15 | 1 | 0 | 0 | 0 | 0 | 0 | 0 | 0 | 0 | 0 | 0 | 16 | 0 | 0 | 0 | 0 2 |
| 3 Archer City | Silvia Want | 176 | 0 | 0 | 0 | 6 | 0 | 0 | 0 | 0 | 0 | 0 | 2 | 182 | 0 | 0 | 1 | 0 3 |
| 4 Bellevue | Greg Parr | 18 | 0 | 1 | 0 | 0 | 0 | 0 | 0 | 0 | 0 | 0 | 0 | 19 | 0 | 0 | 0 | 2 4 |
| 5 Vashiti | Greg Parr | 17 | 0 | 2 | 0 | 4 | 0 | 0 | 0 | 0 | 0 | 0 | 0 | 23 | 0 | 0 | 0 | 0 5 |
| 6 Belis | Walter Butts | 217 | 0 | 0 | 0 | 6 | 8 | 0 | 0 | 0 | 0 | 4 | 5 | 222 | 0 | 0 | 2 | 1 6 |
| 7 Bowie | Steven Martinez | 183 | 0 | 6 | 0 | 8 | 0 | 0 | 0 | 0 | 1 | 0 | 8 | 188 | 0 | 0 | 1 | 0 7 |
| 8 Boyd | James David Allen | 137 | 0 | 0 | 0 | 1 | 0 | 0 | 0 | 0 | 4 | 0 | 3 | 131 | 0 | 0 | 1 | 0 8 |
| 9 Bridgeport | Rick Davis | 423 | 0 | 0 | 0 | 9 | 3 | 61 | 5 | 0 | 0 | 4 | 5 | 360 | 0 | 0 | 18 | 0 9 |
| 10 Bryson | Valleri Sewell | 47 | 0 | 0 | 2 | 0 | 0 | 0 | 0 | 17 | 0 | 0 | 0 | 32 | 0 | 0 | 0 | 0 10 |
| 11 Perrin | Valleri Sewell | 13 | 0 | 0 | 0 | 0 | 0 | 0 | 3 | 0 | 0 | 0 | 1 | 9 | 0 | 0 | 0 | 0 11 |
| 12 Burknett | Elizabeth Talbert | 356 | 0 | 1 | 0 | 2 | 0 | 0 | 0 | 0 | 7 | 0 | 6 | 350 | 0 | 0 | 2 | 4 12 |
| 13 Callisburg | Linda Baggett | 89 | 4 | 1 | 0 | 27 | 5 | 0 | 0 | 0 | 0 | 0 | 1 | 125 | 0 | 0 | 0 | 0 13 |
| 14 Chico Morris Memorial | J Michael Miller | 86 | 0 | 1 | 0 | 0 | 2 | 0 | 0 | 0 | 2 | 0 | 5 | 82 | 0 | 0 | 0 | 0 14 |
| 15 Collinsville | Kenneth Hildebrand | 78 | 0 | 3 | 0 | 5 | 1 | 0 | 0 | 0 | 0 | 0 | 3 | 84 | 0 | 0 | 3 | 0 15 |
| 16 Decatur First | Brian Bosworth | 630 | 7 | 3 | 1 | 15 | 11 | 0 | 1 | 0 | 5 | 3 | 7 | 654 | 1 | 0 | 4 | 0 16 |
| 17 Decatur Oak Grove | Shelley McNew | 68 | 0 | 0 | 0 | 0 | 3 | 0 | 0 | 0 | 0 | 0 | 1 | 70 | 0 | 0 | 0 | 0 17 |
| 18 Harless Memorial | Bill Brown | 61 | 0 | 0 | 0 | 0 | 0 | 0 | 0 | 0 | 0 | 0 | 3 | 58 | 0 | 0 | 6 | 0 18 |
| 19 Haven Chapel | Rosalyn Hilburn | 72 | 0 | 0 | 0 | 0 | 0 | 1 | 0 | 1 | 0 | 0 | 1 | 69 | 0 | 68 | 0 | 0 19 |
| 20 Denison Trinity | Cindy Griffin | 88 | 0 | 0 | 0 | 0 | 1 | 0 | 5 | 0 | 0 | 0 | 4 | 80 | 0 | 0 | 0 | 0 20 |
| 21 Waples Memorial | Cheryl Murphy | 360 | 0 | 2 | 4 | 2 | 3 | 0 | 0 | 0 | 2 | 0 | 14 | 355 | 0 | 0 | 0 | 0 21 |
| 22 Electra | Robert W. Lee | 140 | 4 | 1 | 0 | 1 | 3 | 0 | 0 | 0 | 0 | 0 | 4 | 145 | 0 | 0 | 0 | 0 22 |
| 23 Era | David Dunson | 58 | 0 | 0 | 0 | 0 | 0 | 0 | 0 | 6 | 0 | 0 | 1 | 51 | 0 | 0 | 0 | 3 23 |
| 24 Forestburg | Jon Kendzie | 60 | 0 | 3 | 0 | 0 | 1 | 1 | 0 | 1 | 0 | 0 | 2 | 60 | 0 | 0 | 1 | 0 24 |
| 25 Friberg-Cooper | Dan Conatser | 63 | 0 | 0 | 0 | 0 | 0 | 0 | 0 | 7 | 0 | 0 | 0 | 56 | 0 | 0 | 0 | 0 25 |

Northwest District Table 1 (Continued)

| CHURCH MEMBERSHIP | | | | | | | | | | | | | | | | | | | | |
|-------------------|-------------------|----------|--|--|---|---|--|---|---|-------------------------------------|--------------------------------------|---|--|--|---------------------------|--|-------|-------|-----------------|-----------------|
| | | RECEIVED | | | | | | | REMOVED | | | | | | MEMBERSHIP ETHNICITY | | | | | |
| | | | 2a | 2b | 2c | 2d | 2e | 2f | 3a | 3b | 3c | 3d | 3e | 3f | 4 | 5a | 5b | 5c | 5d | |
| | | 1 | Total Professing Members At Close Of Last Year | Received This Year On Profession Of Faith Through Confirmation | Received This Year On Profession Of Faith Other Than Confirmation | Membership Restored By Affirmation Of Faith | Previous Year's Reporting Errors-Added By Correction | Transferred In From Another United Methodist Church | Received From Other Non-United Methodist Churches | Removed By Charge Conference Action | Withdrawn From Professing Membership | Previous Year's Reporting Errors -Removed by Correction | Transferred Out To Other United Methodist Churches | Transferred Out To Non-United Methodist Church | Removed By Death/Deceased | TOTAL PROFESSING MEMBERS AT CLOSE OF THIS YEAR | Asian | Black | Hispanic/Latino | Native American |
| 26 | Gainesville First | 640 | 7 | 1 | 0 | 0 | 11 | 0 | 0 | 0 | 5 | 0 | 7 | 2 | 9 | 636 | 0 | 4 | 5 | 1 |
| 27 | Snell's Bend | 20 | 0 | 0 | 0 | 1 | 1 | 0 | 0 | 0 | 0 | 0 | 2 | 0 | 1 | 19 | 0 | 0 | 0 | 0 |
| 28 | Whaley | 263 | 0 | 5 | 3 | 0 | 0 | 0 | 0 | 0 | 0 | 0 | 2 | 0 | 6 | 263 | 0 | 2 | 6 | 0 |
| 29 | Henrietta | 313 | 2 | 1 | 0 | 0 | 0 | 0 | 3 | 20 | 0 | 0 | 6 | 0 | 3 | 290 | 0 | 0 | 1 | 1 |
| 30 | Holiday | 154 | 0 | 1 | 0 | 0 | 2 | 0 | 0 | 0 | 0 | 0 | 0 | 0 | 0 | 157 | 0 | 0 | 1 | 0 |
| 31 | Howe | 234 | 4 | 1 | 0 | 0 | 3 | 2 | 0 | 0 | 5 | 0 | 2 | 6 | 0 | 231 | 0 | 0 | 0 | 0 |
| 32 | Iowa Park | 284 | 0 | 0 | 0 | 0 | 4 | 0 | 0 | 0 | 0 | 0 | 0 | 0 | 4 | 284 | 0 | 0 | 3 | 0 |
| 33 | Jacksboro | 224 | 0 | 0 | 0 | 0 | 5 | 4 | 0 | 0 | 1 | 22 | 0 | 3 | 2 | 205 | 0 | 0 | 0 | 0 |
| 34 | Nocona | 222 | 0 | 0 | 0 | 0 | 4 | 0 | 0 | 3 | 0 | 0 | 2 | 0 | 3 | 218 | 0 | 1 | 0 | 0 |
| 35 | Paradise | 114 | 1 | 0 | 0 | 0 | 4 | 1 | 0 | 0 | 0 | 11 | 8 | 0 | 1 | 100 | 0 | 1 | 1 | 0 |
| 36 | Petrolia | 67 | 1 | 1 | 0 | 0 | 4 | 0 | 0 | 0 | 15 | 0 | 0 | 0 | 1 | 57 | 0 | 0 | 2 | 0 |
| 37 | Pottsboro Lakeway | 294 | 0 | 3 | 0 | 0 | 2 | 4 | 0 | 0 | 0 | 0 | 0 | 4 | 3 | 296 | 0 | 0 | 1 | 0 |
| 38 | Rhome | 37 | 3 | 0 | 4 | 0 | 2 | 0 | 0 | 0 | 0 | 2 | 0 | 0 | 0 | 44 | 0 | 1 | 0 | 0 |
| 39 | Rosston | 41 | 0 | 0 | 0 | 0 | 0 | 0 | 0 | 0 | 0 | 0 | 0 | 0 | 0 | 41 | 1 | 0 | 0 | 0 |
| 40 | Sadler | 49 | 0 | 0 | 0 | 0 | 0 | 0 | 0 | 0 | 0 | 23 | 1 | 0 | 0 | 25 | 0 | 0 | 0 | 0 |
| 41 | Saint Jo | 27 | 2 | 0 | 0 | 0 | 0 | 0 | 0 | 0 | 0 | 0 | 0 | 0 | 0 | 29 | 0 | 0 | 0 | 0 |
| 42 | Montague | 13 | 0 | 0 | 0 | 0 | 0 | 0 | 0 | 0 | 0 | 0 | 0 | 0 | 0 | 13 | 0 | 0 | 0 | 0 |
| 43 | Sherman First | 1218 | 8 | 14 | 0 | 0 | 23 | 8 | 0 | 0 | 16 | 3 | 22 | 5 | 10 | 1215 | 0 | 1 | 10 | 0 |
| 44 | Friendship | 81 | 0 | 0 | 0 | 1 | 5 | 0 | 0 | 0 | 0 | 0 | 0 | 0 | 1 | 86 | 0 | 0 | 0 | 0 |
| 45 | Sherman Grace | 299 | 0 | 1 | 1 | 2 | 1 | 0 | 0 | 30 | 1 | 0 | 8 | 2 | 4 | 259 | 0 | 4 | 3 | 0 |

Northwest District Table 1 (Continued)

| CHURCH MEMBERSHIP | | | | | | | | | | | | | | | | | | | |
|-----------------------------|-----------------------|--|--|---|---|--|---|---|-------------------------------------|--------------------------------------|---|--|--|---------------------------|--|-------|-------|-----------------|-----------------|
| | | RECEIVED | | | | | | REMOVED | | | | | | MEMBERSHIP ETHNICITY | | | | | |
| CHURCH NAME | PASTOR'S NAME | 1 | 2a | 2b | 2c | 2d | 2e | 2f | 3a | 3b | 3c | 3d | 3e | 3f | 4 | 5a | 5b | 5c | 5d |
| | | Total Professing Members At Close Of Last Year | Received This Year On Profession Of Faith Through Confirmation | Received This Year On Profession Of Faith Other Than Confirmation | Membership Restored By Affirmation Of Faith | Previous Year's Reporting Errors-Added By Correction | Transferred In From Another United Methodist Church | Received From Other Non-United Methodist Churches | Removed By Charge Conference Action | Withdrawn From Professing Membership | Previous Year's Reporting Errors -Removed by Correction | Transferred Out To Other United Methodist Churches | Transferred Out To Non-United Methodist Church | Removed By Death/Deceased | TOTAL PROFESSING MEMBERS AT CLOSE OF THIS YEAR | Asian | Black | Hispanic/Latino | Native American |
| 46 Sunset | Glenn Waldon | 19 | 0 | 0 | 0 | 0 | 0 | 0 | 0 | 0 | 0 | 0 | 0 | 0 | 19 | 0 | 0 | 0 | 0 |
| 47 Garvin | Glenn Waldon | 7 | 0 | 0 | 0 | 0 | 1 | 0 | 0 | 0 | 0 | 0 | 0 | 0 | 8 | 0 | 0 | 0 | 0 |
| 48 Tioga | Rebecca Grogan | 94 | 0 | 7 | 0 | 0 | 0 | 0 | 0 | 0 | 0 | 0 | 0 | 0 | 101 | 0 | 0 | 1 | 0 |
| 49 Tom Bean | Trent Baggett | 119 | 0 | 0 | 0 | 0 | 0 | 0 | 15 | 0 | 0 | 0 | 0 | 0 | 104 | 0 | 1 | 0 | 0 |
| 50 Valley View | Cheryl Murray | 142 | 4 | 1 | 0 | 0 | 2 | 0 | 0 | 0 | 0 | 0 | 0 | 1 | 148 | 0 | 0 | 3 | 2 |
| 51 Van Alstyne | Scott Holcomb-McLain | 407 | 8 | 5 | 0 | 0 | 6 | 2 | 0 | 0 | 0 | 2 | 2 | 3 | 421 | 1 | 0 | 1 | 0 |
| 52 Whitesboro | Adam L. Spore | 388 | 5 | 2 | 0 | 0 | 4 | 0 | 0 | 4 | 3 | 5 | 9 | 7 | 371 | 0 | 0 | 1 | 0 |
| 53 Whitewright | Doyle Henderson | 220 | 0 | 0 | 0 | 0 | 0 | 0 | 0 | 0 | 0 | 2 | 0 | 3 | 215 | 0 | 0 | 1 | 0 |
| 54 Beverly Drive | Linda Marcum | 101 | 0 | 0 | 0 | 0 | 0 | 2 | 0 | 0 | 0 | 0 | 0 | 3 | 100 | 0 | 5 | 1 | 1 |
| 55 Wichita Falls First | John P. McLarty | 1365 | 10 | 3 | 0 | 0 | 16 | 8 | 12 | 0 | 2 | 2 | 3 | 16 | 1367 | 4 | 3 | 3 | 0 |
| 56 Floral Heights | Don Yeager | 596 | 2 | 3 | 0 | 0 | 5 | 7 | 0 | 9 | 0 | 4 | 1 | 15 | 584 | 5 | 3 | 13 | 4 |
| 57 Mt. Calvary-Falls Chapel | Louis A. Pearce Sr. | 65 | 0 | 2 | 0 | 3 | 0 | 0 | 0 | 0 | 0 | 1 | 0 | 0 | 69 | 0 | 30 | 0 | 0 |
| 58 WF St. Marks | Alvin Easterling | 114 | 0 | 0 | 0 | 0 | 0 | 0 | 0 | 0 | 0 | 2 | 0 | 7 | 105 | 2 | 2 | 1 | 0 |
| 59 WF Trinity | Justin Miller | 283 | 0 | 1 | 0 | 0 | 0 | 0 | 0 | 0 | 0 | 0 | 0 | 3 | 281 | 0 | 1 | 15 | 0 |
| 60 University | Tommy R. Medley | 277 | 0 | 1 | 5 | 0 | 0 | 0 | 0 | 0 | 0 | 2 | 0 | 9 | 272 | 0 | 3 | 0 | 0 |
| 61 WF Wesley | Karen Harris-Martinez | 138 | 0 | 4 | 0 | 3 | 0 | 0 | 0 | 1 | 0 | 0 | 0 | 1 | 143 | 0 | 0 | 10 | 0 |
| 62 Mission | Closed | 0 | 0 | 0 | 0 | 0 | 0 | 0 | 0 | 0 | 0 | 0 | 0 | 0 | 0 | 0 | 0 | 0 | 0 |
| 63 NORTHWEST DISTRICT | Marvin Guier | 0 | 0 | 0 | 0 | 0 | 0 | 0 | 0 | 0 | 0 | 0 | 0 | 0 | 0 | 0 | 0 | 0 | 0 |
| 64 NORTH TEXAS CONFERENCE | | 0 | 0 | 0 | 0 | 0 | 0 | 0 | 0 | 0 | 0 | 0 | 0 | 0 | 0 | 0 | 0 | 0 | 0 |
| TOTAL 2018 | | 12496 | 73 | 77 | 30 | 13 | 193 | 82 | 145 | 72 | 98 | 101 | 48 | 193 | 12307 | 14 | 130 | 123 | 20 |
| TOTAL 2017 | | 13100 | 120 | 87 | 29 | 112 | 182 | 85 | 529 | 71 | 90 | 147 | 141 | 241 | 12496 | 16 | 126 | 120 | 21 |
| Inc/Dec 2018 over 2017 | | -804 | -47 | -10 | 1 | -99 | 11 | -3 | -384 | 1 | 8 | -46 | -93 | -48 | -189 | -2 | 4 | 3 | -1 |

Northwest District Table 2

| | | CHURCH MEMBERSHIP | | | | | | | | | | CHRISTIAN FORMATION GROUPS (CFG) | | | | | | | | | |
|----|-----------------------|----------------------|-------|--------------|----------------------------|-------------------|------|-------------------------|---|--------------------------------------|---|---|--|---|------------------------------|---|---|--|---|--|----|
| | | MEMBERSHIP ETHNICITY | | | | MEMBERSHIP GENDER | | | | | | | | | | | | | | | |
| | | Pacific Islander | White | Multi-Racial | TOTAL MEMBERSHIP ETHNICITY | Female | Male | TOTAL MEMBERSHIP GENDER | Avg Attendance At All Weekly Worship Services | Number Of Persons Who Worship Online | Number Of Persons Baptized This Year (0-12 Yrs) | Number Of Persons Baptized This Year (13 Yrs-Older) | TOTAL NUMBER OF PERSONS BAPTIZED THIS YEAR | Total Baptized Members Who Have Not Become Professing Members | Number Of Other Constituents | Number Of Children CFG Participants And Leaders (Ages 0-11) | Number Of Youth CFG Participants And Leaders (Ages 12-18) | Number Of Young Adults CFG Participants And Leaders (Ages 19-30) | Number Of Other Adult CFG Participants And Leaders (Ages 31+) | TOTAL CHRISTIAN FORMATION GROUP PARTICIPANTS | |
| | CHURCH NAME | 5e | 5f | 5g | 5 | 6a | 6b | 6 | 7 | 7a | 8a | 8b | 8 | 9 | 10 | 11a | 11b | 11c | 11d | 11 | |
| 1 | Alvord | 0 | 108 | 1 | 110 | 65 | 45 | 110 | 54 | 0 | 0 | 0 | 0 | 20 | 43 | 69 | 0 | 0 | 0 | 0 | 69 |
| 2 | Antelope | 0 | 16 | 0 | 16 | 11 | 5 | 16 | 18 | 0 | 0 | 0 | 0 | 0 | 22 | 2 | 3 | 3 | 2 | 10 | 2 |
| 3 | Archer City | 0 | 181 | 0 | 182 | 101 | 81 | 182 | 78 | 0 | 8 | 2 | 10 | 21 | 50 | 35 | 20 | 1 | 30 | 86 | 3 |
| 4 | Bellevue | 0 | 17 | 0 | 19 | 10 | 9 | 19 | 15 | 0 | 0 | 0 | 0 | 0 | 3 | 5 | 2 | 0 | 7 | 14 | 4 |
| 5 | Vashiti | 0 | 23 | 0 | 23 | 13 | 10 | 23 | 15 | 0 | 0 | 0 | 0 | 0 | 7 | 3 | 5 | 2 | 0 | 10 | 5 |
| 6 | Bells | 0 | 219 | 0 | 222 | 130 | 92 | 222 | 110 | 0 | 0 | 0 | 0 | 35 | 60 | 28 | 10 | 10 | 68 | 116 | 6 |
| 7 | Bowie | 0 | 187 | 0 | 188 | 109 | 79 | 188 | 96 | 0 | 0 | 0 | 0 | 9 | 50 | 21 | 8 | 15 | 30 | 74 | 7 |
| 8 | Boyd | 0 | 130 | 0 | 131 | 75 | 56 | 131 | 47 | 0 | 0 | 0 | 0 | 10 | 33 | 30 | 12 | 0 | 19 | 61 | 8 |
| 9 | Bridgeport | 0 | 342 | 0 | 360 | 218 | 142 | 360 | 125 | 5 | 3 | 0 | 3 | 32 | 40 | 39 | 23 | 2 | 39 | 103 | 9 |
| 10 | Bryson | 0 | 32 | 0 | 32 | 21 | 11 | 32 | 20 | 0 | 0 | 0 | 0 | 0 | 0 | 6 | 0 | 0 | 1 | 7 | 10 |
| 11 | Perrin | 0 | 9 | 0 | 9 | 5 | 4 | 9 | 12 | 0 | 0 | 0 | 0 | 0 | 0 | 0 | 0 | 0 | 0 | 0 | 11 |
| 12 | Burkumett | 0 | 333 | 11 | 350 | 176 | 174 | 350 | 92 | 0 | 0 | 4 | 4 | 53 | 81 | 112 | 20 | 4 | 190 | 326 | 12 |
| 13 | Callisburg | 0 | 125 | 0 | 125 | 79 | 46 | 125 | 60 | 0 | 2 | 3 | 5 | 8 | 20 | 25 | 8 | 0 | 10 | 43 | 13 |
| 14 | Chico Morris Memorial | 0 | 82 | 0 | 82 | 50 | 32 | 82 | 40 | 0 | 0 | 0 | 0 | 0 | 10 | 6 | 0 | 4 | 29 | 39 | 14 |
| 15 | Collinsville | 0 | 81 | 0 | 84 | 48 | 36 | 84 | 48 | 0 | 0 | 0 | 0 | 7 | 8 | 8 | 1 | 2 | 25 | 36 | 15 |
| 16 | Decatur First | 0 | 649 | 0 | 654 | 337 | 317 | 654 | 256 | 30 | 6 | 3 | 9 | 29 | 37 | 22 | 43 | 14 | 146 | 225 | 16 |
| 17 | Decatur Oak Grove | 0 | 70 | 0 | 70 | 39 | 31 | 70 | 28 | 0 | 0 | 0 | 0 | 3 | 0 | 0 | 0 | 0 | 10 | 10 | 17 |
| 18 | Harless Memorial | 0 | 52 | 0 | 58 | 34 | 24 | 58 | 32 | 0 | 1 | 0 | 1 | 15 | 20 | 6 | 2 | 1 | 39 | 48 | 18 |
| 19 | Haven Chapel | 0 | 0 | 1 | 69 | 41 | 28 | 69 | 20 | 0 | 0 | 1 | 1 | 0 | 0 | 5 | 9 | 0 | 0 | 14 | 19 |
| 20 | Denison Trinity | 0 | 80 | 0 | 80 | 50 | 30 | 80 | 40 | 0 | 0 | 0 | 0 | 0 | 0 | 5 | 0 | 0 | 20 | 25 | 20 |
| 21 | Waples Memorial | 0 | 355 | 0 | 355 | 205 | 150 | 355 | 202 | 45 | 1 | 0 | 1 | 31 | 50 | 100 | 30 | 25 | 140 | 295 | 21 |
| 22 | Electra | 0 | 143 | 2 | 145 | 90 | 55 | 145 | 76 | 0 | 4 | 3 | 7 | 13 | 94 | 72 | 13 | 12 | 60 | 157 | 22 |
| 23 | Era | 0 | 47 | 1 | 51 | 29 | 22 | 51 | 30 | 0 | 0 | 2 | 2 | 0 | 0 | 4 | 3 | 2 | 15 | 24 | 23 |
| 24 | Foresburg | 0 | 59 | 0 | 60 | 34 | 26 | 60 | 50 | 0 | 1 | 2 | 3 | 9 | 64 | 31 | 18 | 0 | 22 | 71 | 24 |
| 25 | Friberg-Cooper | 0 | 56 | 0 | 56 | 34 | 22 | 56 | 30 | 0 | 0 | 0 | 0 | 0 | 17 | 9 | 1 | 2 | 20 | 32 | 25 |

Northwest District Table 2 (Continued)

| | CHURCH MEMBERSHIP | | | | | | | | | | CHRISTIAN FORMATION GROUPS (CFG) | | | | | | | | |
|----------------------|----------------------|-------|--------------|----------------------------|-------------------|------|-------------------------|---|--------------------------------------|----|----------------------------------|----|-----|----|-----|-----|-----|-----|--|
| | MEMBERSHIP ETHNICITY | | | | MEMBERSHIP GENDER | | | | | | | | | | | | | | |
| | Pacific Islander | White | Multi-Racial | TOTAL MEMBERSHIP ETHNICITY | Female | Male | TOTAL MEMBERSHIP GENDER | Avg Attendance At All Weekly Worship Services | Number Of Persons Who Worship Online | 8a | 8b | 8 | 9 | 10 | 11a | 11b | 11c | 11d | TOTAL CHRISTIAN FORMATION GROUP PARTICIPANTS |
| CHURCH NAME | 5e | 5f | 5g | 5 | 6a | 6b | 6 | 7 | 7a | | | | | | | | | | 11 |
| 26 Gainesville First | 0 | 626 | 0 | 636 | 347 | 289 | 636 | 195 | 0 | 0 | 6 | 6 | 58 | 78 | 45 | 26 | 15 | 150 | 236 |
| 27 Swell's Bend | 0 | 19 | 0 | 19 | 11 | 8 | 19 | 18 | 0 | 0 | 0 | 0 | 0 | 27 | 0 | 0 | 0 | 0 | 0 |
| 28 Whaley | 0 | 249 | 6 | 263 | 134 | 129 | 263 | 102 | 0 | 1 | 1 | 2 | 22 | 51 | 18 | 23 | 11 | 68 | 120 |
| 29 Henrietta | 0 | 288 | 0 | 290 | 159 | 131 | 290 | 156 | 74 | 1 | 1 | 2 | 37 | 37 | 35 | 30 | 6 | 115 | 186 |
| 30 Holiday | 0 | 156 | 0 | 157 | 95 | 62 | 157 | 38 | 0 | 4 | 1 | 5 | 24 | 22 | 6 | 0 | 2 | 25 | 33 |
| 31 Howe | 0 | 231 | 0 | 231 | 131 | 100 | 231 | 108 | 0 | 0 | 3 | 3 | 9 | 60 | 110 | 60 | 27 | 85 | 282 |
| 32 Iowa Park | 0 | 281 | 0 | 284 | 160 | 124 | 284 | 83 | 0 | 1 | 0 | 1 | 15 | 62 | 3 | 24 | 0 | 51 | 78 |
| 33 Jacksboro | 0 | 203 | 2 | 205 | 120 | 85 | 205 | 78 | 5 | 1 | 0 | 1 | 20 | 18 | 14 | 9 | 0 | 34 | 57 |
| 34 Nocona | 0 | 217 | 0 | 218 | 124 | 94 | 218 | 65 | 0 | 2 | 0 | 2 | 2 | 14 | 24 | 16 | 3 | 36 | 79 |
| 35 Paradise | 0 | 98 | 0 | 100 | 55 | 45 | 100 | 37 | 0 | 1 | 0 | 1 | 20 | 6 | 6 | 4 | 0 | 15 | 25 |
| 36 Petrolia | 0 | 55 | 0 | 57 | 34 | 23 | 57 | 31 | 0 | 1 | 1 | 2 | 0 | 18 | 5 | 3 | 0 | 8 | 16 |
| 37 Pottsboro Lakeway | 0 | 295 | 0 | 296 | 162 | 134 | 296 | 296 | 134 | 2 | 0 | 2 | 20 | 63 | 72 | 15 | 1 | 93 | 181 |
| 38 Rhome | 0 | 42 | 1 | 44 | 23 | 21 | 44 | 40 | 0 | 3 | 0 | 3 | 0 | 4 | 5 | 8 | 0 | 36 | 49 |
| 39 Rosston | 0 | 40 | 0 | 41 | 24 | 17 | 41 | 27 | 0 | 0 | 0 | 0 | 10 | 8 | 7 | 3 | 0 | 15 | 25 |
| 40 Sadler | 0 | 25 | 0 | 25 | 19 | 6 | 25 | 15 | 0 | 0 | 0 | 0 | 4 | 15 | 14 | 15 | 0 | 15 | 44 |
| 41 Saint Jo | 0 | 28 | 0 | 29 | 22 | 7 | 29 | 22 | 0 | 1 | 0 | 1 | 3 | 4 | 11 | 5 | 0 | 28 | 44 |
| 42 Montague | 0 | 13 | 0 | 13 | 9 | 4 | 13 | 16 | 0 | 0 | 0 | 0 | 3 | 13 | 8 | 2 | 0 | 0 | 10 |
| 43 Sherman First | 0 | 1203 | 1 | 1215 | 661 | 554 | 1215 | 371 | 0 | 16 | 5 | 21 | 101 | 55 | 334 | 93 | 15 | 397 | 839 |
| 44 Friendship | 0 | 86 | 0 | 86 | 55 | 31 | 86 | 37 | 0 | 0 | 0 | 0 | 7 | 18 | 10 | 2 | 0 | 23 | 35 |
| 45 Sherman Grace | 2 | 250 | 0 | 259 | 143 | 116 | 259 | 158 | 0 | 2 | 1 | 3 | 27 | 62 | 31 | 22 | 10 | 94 | 157 |

Northwest District Table 2 (Continued)

| CHURCH NAME | CHURCH MEMBERSHIP | | | | | | | | | | CHRISTIAN FORMATION GROUPS (CFG) | | | | |
|-----------------------------|----------------------|-------|--------------|----------------------------|-------------------|------|-------------------------|---|--------------------------------------|---|---|--|---|------------------------------|--------|
| | MEMBERSHIP ETHNICITY | | | | MEMBERSHIP GENDER | | | | | | 11a | 11b | 11c | 11d | 11 |
| | Pacific Islander | White | Multi-Racial | TOTAL MEMBERSHIP ETHNICITY | Female | Male | TOTAL MEMBERSHIP GENDER | Avg Attendance At All Weekly Worship Services | Number Of Persons Who Worship Online | Number Of Persons Baptized This Year (0-12 Yrs) | Number Of Persons Baptized This Year (13 Yrs-Older) | TOTAL NUMBER OF PERSONS BAPTIZED THIS YEAR | Total Baptized Members Who Have Not Become Professing Members | Number Of Other Constituents | |
| | 5e | 5f | 5g | 5 | 6a | 6b | 6 | 7 | 7a | 8a | 8b | 8 | 9 | 10 | |
| 46 Sunset | 0 | 15 | 4 | 19 | 13 | 6 | 19 | 17 | 0 | 0 | 0 | 0 | 0 | 2 | 7 46 |
| 47 Garvin | 0 | 6 | 2 | 8 | 5 | 3 | 8 | 6 | 0 | 0 | 0 | 0 | 0 | 0 | 2 47 |
| 48 Tioga | 0 | 90 | 10 | 101 | 53 | 48 | 101 | 47 | 0 | 0 | 1 | 1 | 0 | 9 | 77 48 |
| 49 Tom Bean | 0 | 103 | 0 | 104 | 47 | 57 | 104 | 39 | 0 | 0 | 0 | 0 | 0 | 0 | 15 49 |
| 50 Valley View | 0 | 143 | 0 | 148 | 90 | 58 | 148 | 85 | 0 | 5 | 1 | 6 | 29 | 20 | 41 50 |
| 51 Van Alstyne | 0 | 418 | 1 | 421 | 220 | 201 | 421 | 173 | 1 | 4 | 1 | 5 | 21 | 112 | 303 51 |
| 52 Whitesboro | 0 | 369 | 1 | 371 | 200 | 171 | 371 | 280 | 75 | 4 | 1 | 5 | 26 | 7 | 540 52 |
| 53 Whitewright | 0 | 213 | 1 | 215 | 129 | 86 | 215 | 52 | 0 | 3 | 0 | 3 | 5 | 18 | 119 53 |
| 54 Beverly Drive | 0 | 93 | 0 | 100 | 63 | 37 | 100 | 43 | 0 | 0 | 0 | 0 | 0 | 10 | 67 54 |
| 55 Wichita Falls First | 0 | 1357 | 0 | 1367 | 739 | 628 | 1367 | 422 | 81 | 0 | 0 | 0 | 219 | 109 | 436 55 |
| 56 Floral Heights | 0 | 559 | 0 | 564 | 336 | 248 | 584 | 268 | 0 | 4 | 0 | 4 | 63 | 86 | 214 56 |
| 57 Mt. Calvary-Falls Chapel | 0 | 34 | 5 | 69 | 41 | 28 | 69 | 47 | 0 | 1 | 0 | 1 | 15 | 5 | 52 57 |
| 58 WF St. Marks | 0 | 100 | 0 | 105 | 64 | 41 | 105 | 53 | 0 | 0 | 0 | 0 | 0 | 0 | 60 58 |
| 59 WF Trinity | 0 | 265 | 0 | 281 | 166 | 115 | 281 | 65 | 0 | 3 | 0 | 3 | 84 | 25 | 80 59 |
| 60 University | 0 | 268 | 1 | 272 | 160 | 112 | 272 | 136 | 0 | 0 | 0 | 0 | 13 | 46 | 132 60 |
| 61 WF Wesley | 0 | 128 | 5 | 143 | 84 | 59 | 143 | 65 | 0 | 0 | 3 | 3 | 3 | 42 | 58 61 |
| 62 Mission | 0 | 0 | 0 | 0 | 0 | 0 | 0 | 0 | 0 | 0 | 0 | 0 | 0 | 0 | 0 62 |
| 63 NORTHWEST DISTRICT | 0 | 0 | 0 | 0 | 0 | 0 | 0 | 0 | 0 | 0 | 0 | 0 | 0 | 0 | 0 63 |
| 64 NORTH TEXAS CONFERENCE | 0 | 0 | 0 | 0 | 0 | 0 | 0 | 0 | 0 | 0 | 0 | 0 | 0 | 0 | 0 64 |
| TOTAL 2018 | 2 | 11962 | 56 | 12307 | 6902 | 5405 | 12307 | 5285 | 450 | 86 | 46 | 132 | 1155 | 1835 | 6594 |
| TOTAL 2017 | 4 | 12151 | 58 | 12496 | 6966 | 5530 | 12496 | 5216 | 189 | 93 | 51 | 144 | 1082 | 1849 | 6473 |
| Inc/Dec 2018 over 2017 | -2 | -189 | -2 | -189 | -64 | -125 | -189 | 69 | 261 | -7 | -5 | -12 | 73 | -14 | 121 |

Northwest District Table 3

| | CHRISTIAN FORMATION GROUPS (CFG) INCLUDING SUNDAY SCHOOL | | | | | | UMM | | UMW | | MISSION/ENGAGEMENT | | | | | | ASSETS AND DEBT | | |
|--------------------------|--|---|---------------------------------------|--|--|---|-----|------|-----|------|--------------------|-----|----|-----|-----|-----|-----------------|---------|----------|
| | Total Enrolled In Confirmation Preparation Classes This Year | Avg Weekly Attendance (all ages) In Sunday School Or Other Weekly Education Classes | Participants In Vacation Bible School | Number Of Ongoing Sunday Church School Classes Offered | Number Of Ongoing Small Groups, Support Groups, Or Classes Offered (Other Than Sunday Church School) | Number Of Support Groups Or Small Groups Offered Short Term | 18a | 18b | 19a | 19b | 20a | 20b | 21 | 21a | 21b | 22 | 23 | 24 | 25 |
| CHURCH NAME | | | | | | | | | | | | | | | | | | | |
| 1 Alvord | 0 | 19 | 57 | 4 | 0 | 2 | 15 | 1034 | 0 | 0 | 0 | 0 | 2 | 1 | 2 | 45 | 250 | 991531 | 942271 |
| 2 Antelope | 1 | 10 | 0 | 1 | 0 | 1 | 4 | 1100 | 4 | 200 | 0 | 0 | 5 | 0 | 5 | 5 | 17 | 86000 | 304112 |
| 3 Archer City | 0 | 30 | 50 | 5 | 7 | 1 | 0 | 0 | 0 | 0 | 0 | 0 | 2 | 0 | 2 | 25 | 1025 | 122851 | 1551933 |
| 4 Bellevue | 0 | 10 | 36 | 0 | 2 | 1 | 0 | 0 | 0 | 0 | 0 | 0 | 2 | 0 | 0 | 12 | 80 | 212180 | 750004 |
| 5 Vasthi | 0 | 6 | 0 | 1 | 1 | 1 | 0 | 0 | 0 | 0 | 0 | 0 | 1 | 0 | 1 | 20 | 60 | 80000 | 380775 |
| 6 Bells | 0 | 50 | 80 | 6 | 3 | 0 | 14 | 800 | 12 | 2800 | 0 | 0 | 6 | 1 | 5 | 100 | 7000 | 1153469 | 244716 |
| 7 Bowie | 3 | 50 | 65 | 4 | 7 | 2 | 15 | 500 | 20 | 200 | 0 | 0 | 7 | 0 | 6 | 150 | 3709 | 4180660 | 8381407 |
| 8 Boyd | 0 | 15 | 25 | 3 | 1 | 0 | 5 | 0 | 0 | 0 | 0 | 0 | 0 | 0 | 0 | 22 | 3150 | 1987000 | 742248 |
| 9 Bridgeport | 0 | 64 | 49 | 9 | 10 | 3 | 2 | 0 | 10 | 100 | 0 | 0 | 8 | 0 | 7 | 95 | 3334 | 2754714 | 1094109 |
| 10 Bryson | 0 | 0 | 0 | 0 | 0 | 0 | 0 | 0 | 0 | 0 | 0 | 0 | 1 | 0 | 1 | 2 | 24 | 321750 | 12052310 |
| 11 Perrin | 0 | 0 | 0 | 0 | 0 | 0 | 0 | 0 | 0 | 0 | 0 | 0 | 0 | 0 | 0 | 0 | 0 | 1000003 | 6190011 |
| 12 Burknett | 8 | 41 | 65 | 4 | 7 | 2 | 23 | 2712 | 15 | 900 | 5 | 50 | 6 | 0 | 5 | 158 | 1740 | 4209939 | 16417612 |
| 13 Callisburg | 4 | 47 | 27 | 1 | 3 | 3 | 0 | 0 | 0 | 0 | 0 | 0 | 6 | 3 | 3 | 35 | 200 | 588048 | 27496313 |
| 14 Chico Morris Memorial | 0 | 19 | 25 | 4 | 1 | 0 | 2 | 0 | 0 | 0 | 0 | 0 | 3 | 0 | 3 | 10 | 664 | 612350 | 3300314 |
| 15 Collinsville | 0 | 14 | 0 | 2 | 1 | 1 | 0 | 0 | 11 | 621 | 0 | 0 | 1 | 1 | 1 | 15 | 173 | 250000 | 10580015 |
| 16 Decatur First | 8 | 116 | 79 | 13 | 9 | 11 | 19 | 30 | 0 | 0 | 0 | 0 | 16 | 1 | 16 | 211 | 1075 | 6625500 | 66384716 |
| 17 Decatur Oak Grove | 0 | 12 | 0 | 1 | 1 | 1 | 2 | 150 | 0 | 0 | 0 | 0 | 5 | 0 | 4 | 8 | 200 | 500000 | 10657017 |
| 18 Harless Memorial | 0 | 15 | 0 | 2 | 0 | 0 | 0 | 0 | 12 | 1550 | 0 | 0 | 0 | 0 | 0 | 0 | 0 | 351000 | 1711218 |
| 19 Haven Chapel | 0 | 0 | 0 | 0 | 0 | 0 | 0 | 0 | 0 | 0 | 0 | 0 | 1 | 1 | 1 | 5 | 5 | 212000 | 107519 |
| 20 Denison Trinity | 0 | 18 | 0 | 3 | 2 | 2 | 9 | 400 | 9 | 200 | 0 | 0 | 7 | 0 | 7 | 35 | 860 | 1601807 | 1811520 |
| 21 Waples Memorial | 0 | 75 | 85 | 8 | 10 | 3 | 0 | 0 | 17 | 375 | 10 | 40 | 11 | 1 | 10 | 407 | 1758 | 9451761 | 72750021 |
| 22 Electra | 4 | 45 | 70 | 5 | 5 | 2 | 0 | 0 | 0 | 0 | 0 | 0 | 3 | 0 | 3 | 25 | 152 | 1404038 | 11871322 |
| 23 Era | 0 | 15 | 0 | 2 | 0 | 1 | 0 | 0 | 0 | 0 | 0 | 0 | 2 | 0 | 2 | 51 | 350 | 400000 | 8974323 |
| 24 Forestburg | 6 | 20 | 32 | 3 | 5 | 2 | 0 | 0 | 8 | 535 | 0 | 0 | 7 | 3 | 4 | 75 | 250 | 691000 | 5454324 |
| 25 Friberg-Cooper | 0 | 13 | 0 | 3 | 1 | 1 | 0 | 0 | 22 | 900 | 0 | 0 | 13 | 0 | 10 | 38 | 2301 | 524840 | 2622225 |

Northwest District Table 3 (Continued)

| CHURCH NAME | CHRISTIAN FORMATION GROUPS (CFG) INCLUDING SUNDAY SCHOOL | | | | | | | UMM | | UMW | | MISSION ENGAGEMENT | | | | | | | ASSETS AND DEBT | |
|----------------------|--|-----|-----|----|----|----|-----|-----|-----|------|-----|--------------------|----|-----|-----|-----|------|----------|-----------------|----|
| | 12 | 13 | 14 | 15 | 16 | 17 | 18a | 18b | 19a | 19b | 20a | 20b | 21 | 21a | 21b | 22 | 23 | 24 | 25 | |
| 26 Gainesville First | 0 | 90 | 115 | 5 | 8 | 5 | 0 | 0 | 15 | 0 | 1 | 13 | 18 | 11 | 18 | 155 | 5000 | 884994 | 443470 | 26 |
| 27 Sviell's Bend | 0 | 0 | 0 | 0 | 0 | 0 | 0 | 0 | 0 | 0 | 0 | 0 | 0 | 0 | 0 | 9 | 120 | 56000 | 18230 | 27 |
| 28 Whaley | 0 | 90 | 120 | 8 | 2 | 2 | 0 | 0 | 55 | 5500 | 0 | 0 | 5 | 0 | 3 | 55 | 1200 | 5602500 | 350258 | 28 |
| 29 Henrietta | 0 | 50 | 74 | 4 | 6 | 2 | 0 | 0 | 25 | 1211 | 0 | 0 | 6 | 1 | 5 | 100 | 2500 | 1300620 | 254247 | 29 |
| 30 Holiday | 0 | 16 | 0 | 3 | 2 | 2 | 0 | 0 | 0 | 0 | 0 | 0 | 2 | 0 | 1 | 15 | 600 | 168000 | 38394 | 30 |
| 31 Howe | 0 | 65 | 0 | 13 | 7 | 3 | 0 | 0 | 15 | 5632 | 0 | 0 | 4 | 0 | 4 | 37 | 650 | 3420203 | 67679 | 31 |
| 32 Iowa Park | 0 | 51 | 0 | 6 | 4 | 3 | 0 | 0 | 32 | 1050 | 0 | 0 | 3 | 0 | 1 | 60 | 2200 | 3862970 | 149164 | 32 |
| 33 Jacksboro | 0 | 51 | 53 | 8 | 4 | 0 | 0 | 0 | 0 | 0 | 0 | 0 | 4 | 0 | 4 | 72 | 1105 | 1221440 | 445250 | 33 |
| 34 Nocona | 0 | 17 | 81 | 2 | 7 | 1 | 0 | 0 | 0 | 0 | 0 | 0 | 2 | 0 | 2 | 30 | 250 | 3179214 | 225709 | 34 |
| 35 Paradise | 1 | 11 | 17 | 2 | 0 | 2 | 3 | 0 | 0 | 0 | 0 | 0 | 4 | 1 | 3 | 15 | 400 | 1150000 | 421342 | 35 |
| 36 Petrolia | 1 | 8 | 0 | 2 | 1 | 0 | 0 | 0 | 0 | 0 | 1 | 13 | 3 | 1 | 3 | 4 | 30 | 347000 | 157409 | 36 |
| 37 Pottsboro Lakeway | 0 | 45 | 35 | 7 | 5 | 0 | 0 | 0 | 25 | 500 | 0 | 0 | 8 | 0 | 8 | 140 | 4300 | 2035100 | 65177 | 37 |
| 38 Rhame | 0 | 30 | 0 | 3 | 2 | 0 | 0 | 0 | 12 | 580 | 0 | 0 | 1 | 0 | 1 | 17 | 91 | 427224 | 51554 | 38 |
| 39 Rosston | 0 | 18 | 0 | 2 | 0 | 0 | 0 | 0 | 0 | 0 | 0 | 0 | 0 | 0 | 0 | 5 | 18 | 353000 | 125800 | 39 |
| 40 Sadler | 0 | 27 | 15 | 2 | 2 | 0 | 0 | 0 | 0 | 0 | 0 | 0 | 3 | 0 | 3 | 12 | 15 | 283000 | 43025 | 40 |
| 41 Saint Jo | 0 | 14 | 23 | 3 | 4 | 1 | 0 | 0 | 0 | 0 | 0 | 0 | 4 | 0 | 1 | 10 | 71 | 1024711 | 23875 | 41 |
| 42 Montague | 0 | 6 | 0 | 1 | 0 | 1 | 0 | 0 | 0 | 0 | 0 | 0 | 2 | 0 | 2 | 13 | 140 | 170000 | 2187 | 42 |
| 43 Sherman First | 8 | 146 | 134 | 16 | 31 | 25 | 8 | 0 | 51 | 3800 | 0 | 0 | 20 | 6 | 11 | 755 | 4248 | 10359740 | 398173 | 43 |
| 44 Friendship | 0 | 10 | 0 | 2 | 1 | 1 | 0 | 0 | 10 | 0 | 0 | 0 | 0 | 0 | 0 | 9 | 2700 | 474000 | 130115 | 44 |
| 45 Sherman Grace | 0 | 151 | 112 | 9 | 14 | 20 | 10 | 0 | 18 | 1948 | 5 | 28 | 13 | 2 | 11 | 242 | 4960 | 2541626 | 175936 | 45 |

Northwest District Table 3 (Continued)

| | CHRISTIAN FORMATION GROUPS (CFG) INCLUDING SUNDAY SCHOOL | | | | | | UMM | | UMW | | MISSION ENGAGEMENT | | | | | | | ASSETS AND DEBT | |
|-----------------------------|--|---|---------------------------------------|--|--|---|-----|-------|-----|-------|--------------------|-----|-----|-----|-----|------|-------|-----------------|----------|
| | Total Enrolled In Confirmation Preparation Classes This Year | Avg Weekly Attendance (all ages) In Sunday School Or Other Weekly Education Classes | Participants In Vacation Bible School | Number Of Ongoing Sunday Church School Classes Offered | Number Of Ongoing Small Groups, Support Groups, Or Classes Offered (Other Than Sunday Church School) | Number Of Support Groups Or Small Groups Offered Short Term | 18a | 18b | 19a | 19b | 20a | 20b | 21 | 21a | 21b | 22 | 23 | 24 | 25 |
| CHURCH NAME | 12 | 13 | 14 | 15 | 16 | 17 | | | | | | | | | | | | | |
| 46 Sunset | 0 | 4 | 0 | 2 | 0 | 0 | 0 | 0 | 0 | 0 | 0 | 0 | 3 | 0 | 3 | 16 | 56 | 146300 | 66551 |
| 47 Garvin | 0 | 6 | 0 | 0 | 1 | 0 | 0 | 0 | 0 | 0 | 0 | 0 | 0 | 0 | 0 | 0 | 0 | 154000 | 1369 |
| 48 Tioga | 0 | 29 | 76 | 3 | 3 | 1 | 0 | 0 | 0 | 0 | 0 | 0 | 4 | 0 | 3 | 63 | 150 | 373845 | 21879 |
| 49 Tom Bean | 0 | 18 | 48 | 2 | 0 | 1 | 0 | 0 | 0 | 0 | 0 | 0 | 3 | 0 | 3 | 30 | 450 | 1029074 | 187815 |
| 50 Valley View | 9 | 34 | 40 | 0 | 3 | 0 | 0 | 0 | 0 | 0 | 0 | 0 | 4 | 0 | 4 | 30 | 1000 | 961573 | 138316 |
| 51 Van Alstyne | 8 | 110 | 260 | 15 | 12 | 16 | 0 | 0 | 27 | 7645 | 0 | 0 | 16 | 6 | 11 | 202 | 618 | 5260000 | 381359 |
| 52 Whitesboro | 6 | 159 | 65 | 10 | 10 | 1 | 15 | 2634 | 30 | 5987 | 1 | 5 | 9 | 8 | 8 | 56 | 1555 | 3579250 | 147905 |
| 53 Whitewright | 0 | 24 | 48 | 6 | 4 | 2 | 0 | 0 | 0 | 0 | 0 | 0 | 11 | 8 | 10 | 80 | 1200 | 2212864 | 122818 |
| 54 Beverly Drive | 0 | 22 | 0 | 6 | 6 | 0 | 0 | 0 | 16 | 200 | 0 | 0 | 7 | 0 | 5 | 39 | 350 | 943764 | 11206 |
| 55 Wichita Falls First | 10 | 160 | 76 | 15 | 5 | 6 | 0 | 0 | 0 | 0 | 0 | 0 | 1 | 0 | 1 | 157 | 930 | 19705130 | 7433327 |
| 56 Floral Heights | 6 | 170 | 67 | 13 | 10 | 5 | 0 | 0 | 0 | 0 | 0 | 0 | 5 | 0 | 3 | 168 | 1285 | 12437550 | 1410957 |
| 57 Mt. Calvary-Falls Chapel | 5 | 23 | 35 | 4 | 2 | 1 | 0 | 0 | 17 | 2500 | 0 | 0 | 2 | 0 | 1 | 12 | 1320 | 245000 | 66176 |
| 58 WF St. Marks | 0 | 11 | 6 | 2 | 5 | 0 | 10 | 416 | 18 | 914 | 0 | 0 | 7 | 2 | 5 | 27 | 400 | 1408930 | 109278 |
| 59 WF Trinity | 0 | 40 | 36 | 5 | 4 | 3 | 0 | 0 | 0 | 0 | 0 | 0 | 6 | 0 | 6 | 57 | 305 | 1558132 | 57824 |
| 60 University | 0 | 76 | 48 | 7 | 10 | 2 | 9 | 1476 | 6 | 775 | 0 | 0 | 11 | 4 | 11 | 85 | 400 | 5191518 | 92156 |
| 61 WF Wesley | 4 | 25 | 0 | 5 | 2 | 1 | 9 | 1000 | 15 | 5000 | 0 | 0 | 0 | 0 | 0 | 16 | 2000 | 1110097 | 18276 |
| 62 Mission | 0 | 0 | 0 | 0 | 0 | 0 | 0 | 0 | 0 | 0 | 0 | 0 | 0 | 0 | 0 | 0 | 0 | 0 | 0 |
| 63 NORTHWEST DISTRICT | 0 | 0 | 0 | 0 | 0 | 0 | 0 | 0 | 0 | 0 | 0 | 0 | 0 | 0 | 0 | 0 | 0 | 0 | 0 |
| 64 NORTH TEXAS CONFERENCE | 0 | 0 | 0 | 0 | 0 | 0 | 0 | 0 | 0 | 0 | 0 | 0 | 0 | 0 | 0 | 0 | 0 | 0 | 0 |
| TOTAL 2018 | 92 | 2511 | 2329 | 277 | 253 | 147 | 174 | 1252 | 527 | 51623 | 23 | 149 | 306 | 62 | 253 | 4342 | 70994 | 14450530 | 17878164 |
| TOTAL 2017 | 129 | 2446 | 2212 | 302 | 251 | 139 | 172 | 14620 | 538 | 59881 | 16 | 110 | 252 | 50 | 185 | 4253 | 80741 | 144383947 | 18359924 |
| Inc/Dec 2018 over 2017 | -37 | 65 | 117 | -25 | 2 | 8 | 2 | -2368 | -11 | -8258 | 7 | 39 | 54 | 12 | 68 | 89 | -9747 | 176683 | -481760 |

BENEVOLENT GIVING

[illegible]

BENEVOLENT GIVING

[illegible]

Northwest District Table 4 (Continued)

| | | ASSETS AND DEBT | | BENEVOLENT GIVING | | | | | | | | | | | | | | | |
|----|--------------------------|-----------------|------|-------------------|---------|--------|------|-------|-------|--------|------|------|------|------|------|------|-----|--------|-----------|
| | CHURCH NAME | 26 | 27 | 28 | 29 | 30 | 31 | 32 | 33 | 34 | 35 | 36a | 36b | 36c | 36d | 36e | 36f | 37 | 38 |
| 46 | Sunset | 0 | 0 | 1866 | 1866 | 0 | 0 | 0 | 0 | 0 | 0 | 0 | 0 | 0 | 0 | 0 | 0 | 1670 | 3102 46 |
| 47 | Garvin | 0 | 0 | 485 | 485 | 0 | 0 | 0 | 0 | 0 | 0 | 0 | 0 | 0 | 0 | 0 | 0 | 0 | 0 47 |
| 48 | Tioga | 0 | 0 | 7275 | 7275 | 260 | 0 | 0 | 0 | 0 | 0 | 0 | 0 | 0 | 0 | 0 | 0 | 0 | 0 48 |
| 49 | Tom Bean | 0 | 0 | 12233 | 12233 | 0 | 0 | 0 | 0 | 0 | 0 | 0 | 0 | 0 | 0 | 0 | 0 | 349 | 1319 49 |
| 50 | Valley View | 36320 | 0 | 14007 | 14007 | 0 | 0 | 0 | 0 | 0 | 0 | 0 | 250 | 0 | 0 | 0 | 0 | 0 | 4252 50 |
| 51 | Van Alstyne | 0 | 0 | 43404 | 43404 | 0 | 0 | 500 | 0 | 500 | 0 | 0 | 0 | 0 | 0 | 0 | 0 | 0 | 107561 51 |
| 52 | Whitesboro | 119831 | 0 | 39271 | 39271 | 100 | 0 | 653 | 0 | 653 | 2406 | 0 | 24 | 0 | 0 | 0 | 0 | 1500 | 22423 52 |
| 53 | Whitewright | 0 | 0 | 20676 | 20676 | 0 | 0 | 0 | 0 | 0 | 0 | 0 | 0 | 0 | 0 | 0 | 0 | 0 | 2588 53 |
| 54 | Beverly Drive | 0 | 0 | 10528 | 10528 | 0 | 0 | 0 | 0 | 0 | 0 | 0 | 0 | 0 | 0 | 0 | 0 | 0 | 225 54 |
| 55 | Wichita Falls First | 0 | 0 | 134833 | 134833 | 179 | 0 | 500 | 0 | 0 | 0 | 0 | 0 | 0 | 0 | 0 | 0 | 0 | 9886 55 |
| 56 | Floral Heights | 158952 | 0 | 84935 | 84935 | 108 | 0 | 0 | 0 | 207 | 0 | 0 | 0 | 0 | 0 | 0 | 0 | 705 | 67788 56 |
| 57 | Mt. Calvary-Falls Chapel | 0 | 0 | 5120 | 5120 | 0 | 0 | 0 | 0 | 0 | 0 | 0 | 0 | 0 | 0 | 0 | 0 | 0 | 8520 57 |
| 58 | WF St. Marks | 0 | 0 | 10267 | 10267 | 704 | 0 | 0 | 0 | 0 | 0 | 0 | 0 | 0 | 0 | 0 | 0 | 9000 | 4122 58 |
| 59 | WF Trinity | 484154 | 0 | 20425 | 20425 | 135 | 0 | 0 | 0 | 0 | 0 | 10 | 0 | 0 | 0 | 0 | 0 | 0 | 5932 59 |
| 60 | University | 263962 | 1692 | 32416 | 32416 | 0 | 0 | 0 | 0 | 100 | 0 | 0 | 0 | 0 | 0 | 0 | 0 | 0 | 1817 60 |
| 61 | WF Wesley | 10000 | 0 | 17494 | 17494 | 0 | 0 | 0 | 0 | 125 | 0 | 0 | 0 | 0 | 0 | 0 | 0 | 0 | 698 61 |
| 62 | Mission | 0 | 0 | 2508 | 0 | 0 | 0 | 0 | 0 | 0 | 0 | 0 | 0 | 0 | 0 | 0 | 0 | 0 | 0 62 |
| 63 | NORTHWEST DISTRICT | 0 | 0 | 2997 | 18103 | 0 | 0 | 750 | 0 | 0 | 0 | 0 | 0 | 0 | 0 | 0 | 0 | 0 | 0 63 |
| 64 | NORTH TEXAS CONFERENCE | 0 | 0 | 0 | 0 | 115 | 0 | 11421 | 855 | 2771 | 100 | 0 | 0 | 0 | 0 | 0 | 0 | 0 | 0 64 |
| | TOTAL 2018 | 4814074 | 2962 | 1296585 | 1296585 | 13186 | 0 | 19264 | 855 | 5580 | 3525 | 10 | 1848 | 0 | 0 | 456 | 20 | 47464 | 538497 |
| | TOTAL 2017 | 4757895 | 2333 | 1290456 | 1290456 | 33933 | 500 | 14169 | 1953 | 104069 | 3411 | 271 | 577 | 152 | 352 | 727 | 98 | 57920 | 601590 |
| | Inc/Dec 2018 over 2017 | 56179 | 629 | 6129 | 6129 | -20747 | -500 | 5095 | -1098 | -98489 | 114 | -261 | 1271 | -152 | -352 | -271 | -78 | -10456 | -63093 |

Northwest District Table 5

| | MINISTERIAL SUPPORT | | | | | | | | | | | | LOCAL CHURCH EXPENDITURES | | | | | | | |
|----|-----------------------|-------|-------|-------|------|-------|------|-----|-------|------|-----|------|---------------------------|--------|-------|--------|--------|--------|--------|-----------------------|
| | CHURCH NAME | 39 | 40 | 41a | 41aa | 41b | 41bb | 41c | 42a | 42b | 42c | 43 | 44 | 45 | 46 | 47 | 48 | 49 | 50 | TOTAL CHURCH EXPENSES |
| 1 | Alvord | 7620 | 11208 | 45338 | 0 | 0 | 0 | 0 | 5209 | 0 | 0 | 0 | 0 | 16722 | 2919 | 25314 | 12450 | 0 | 141678 | 1 |
| 2 | Antelope | 0 | 0 | 4800 | 0 | 0 | 0 | 0 | 0 | 0 | 0 | 675 | 0 | 0 | 1805 | 5720 | 0 | 5215 | 20291 | 2 |
| 3 | Archer City | 6764 | 10940 | 41645 | 0 | 0 | 0 | 0 | 7185 | 0 | 0 | 3346 | 3767 | 45430 | 6669 | 30630 | 5312 | 0 | 180305 | 3 |
| 4 | Bellevue | 0 | 0 | 6000 | 0 | 0 | 0 | 0 | 0 | 0 | 0 | 0 | 0 | 0 | 881 | 6841 | 0 | 1310 | 17078 | 4 |
| 5 | Vashti | 0 | 0 | 7200 | 0 | 0 | 0 | 0 | 0 | 0 | 0 | 0 | 0 | 1200 | 2260 | 5434 | 0 | 564 | 18676 | 5 |
| 6 | Bells | 7207 | 10668 | 32434 | 0 | 0 | 0 | 0 | 16000 | 0 | 0 | 0 | 0 | 18098 | 11226 | 37638 | 7760 | 0 | 173441 | 6 |
| 7 | Bowie | 7563 | 10668 | 42234 | 0 | 0 | 0 | 0 | 6000 | 0 | 0 | 0 | 0 | 30450 | 11350 | 49591 | 0 | 29660 | 218936 | 7 |
| 8 | Boyd | 7552 | 10668 | 43758 | 0 | 0 | 0 | 0 | 4158 | 0 | 0 | 1483 | 0 | 20494 | 786 | 31477 | 17520 | 340 | 155172 | 8 |
| 9 | Bridgeport | 8113 | 10938 | 55524 | 0 | 0 | 0 | 0 | 4968 | 0 | 0 | 2161 | 13500 | 123224 | 18150 | 91234 | 0 | 42356 | 446920 | 9 |
| 10 | Bryson | 0 | 0 | 12472 | 0 | 0 | 0 | 0 | 1800 | 0 | 0 | 0 | 0 | 0 | 385 | 7533 | 0 | 2500 | 28258 | 10 |
| 11 | Perrin | 0 | 0 | 6030 | 0 | 0 | 0 | 0 | 1800 | 0 | 0 | 0 | 0 | 0 | 859 | 9517 | 0 | 1299 | 21742 | 11 |
| 12 | Burkburnett | 7698 | 10668 | 34389 | 0 | 0 | 0 | 0 | 22000 | 0 | 0 | 715 | 8712 | 44812 | 14907 | 51409 | 0 | 600248 | 829128 | 12 |
| 13 | Callisburg | 2047 | 0 | 14400 | 0 | 0 | 0 | 0 | 6000 | 0 | 0 | 0 | 0 | 2100 | 3010 | 10144 | 0 | 320 | 47465 | 13 |
| 14 | Chico Morris Memorial | 0 | 0 | 30250 | 0 | 0 | 0 | 0 | 0 | 0 | 0 | 440 | 300 | 14227 | 2524 | 19945 | 0 | 11717 | 92275 | 14 |
| 15 | Collinsville | 0 | 0 | 0 | 0 | 0 | 0 | 0 | 15600 | 0 | 0 | 0 | 0 | 1200 | 425 | 8674 | 0 | 0 | 31464 | 15 |
| 16 | Decatur First | 16071 | 21336 | 64141 | 0 | 47026 | 0 | 0 | 8464 | 6490 | 0 | 7258 | 9588 | 172154 | 51639 | 158301 | 109589 | 26203 | 831529 | 16 |
| 17 | Decatur Oak Grove | 0 | 0 | 13850 | 0 | 0 | 0 | 0 | 10000 | 0 | 0 | 9246 | 0 | 5200 | 3727 | 10288 | 0 | 5175 | 66840 | 17 |
| 18 | Harless Memorial | 0 | 0 | 7212 | 0 | 0 | 0 | 0 | 9266 | 0 | 0 | 3000 | 0 | 0 | 1537 | 4680 | 0 | 0 | 33840 | 18 |
| 19 | Haven Chapel | 0 | 0 | 10400 | 0 | 0 | 0 | 0 | 0 | 0 | 0 | 0 | 0 | 0 | 300 | 6716 | 0 | 0 | 20117 | 19 |
| 20 | Denison Trinity | 0 | 0 | 24000 | 0 | 0 | 0 | 0 | 0 | 0 | 0 | 0 | 0 | 9600 | 1922 | 22016 | 10800 | 9300 | 91458 | 20 |
| 21 | Waples Memorial | 10376 | 11399 | 49714 | 0 | 0 | 0 | 0 | 28436 | 0 | 0 | 4644 | 0 | 92165 | 7542 | 123966 | 18764 | 32315 | 439342 | 21 |
| 22 | Electra | 0 | 0 | 36016 | 0 | 0 | 0 | 0 | 3600 | 0 | 0 | 3600 | 0 | 38913 | 5848 | 24220 | 0 | 1620 | 130731 | 22 |
| 23 | Era | 0 | 0 | 5000 | 0 | 0 | 0 | 0 | 11800 | 0 | 0 | 0 | 0 | 1600 | 1248 | 10136 | 0 | 34923 | 76327 | 23 |
| 24 | Forestburg | 7600 | 10668 | 43700 | 0 | 0 | 0 | 0 | 2500 | 0 | 0 | 0 | 7200 | 0 | 8929 | 11304 | 0 | 7593 | 120286 | 24 |
| 25 | Friberg-Cooper | 0 | 0 | 3500 | 0 | 0 | 0 | 0 | 15000 | 0 | 0 | 901 | 342 | 6182 | 2466 | 18252 | 0 | 375 | 57634 | 25 |

Northwest District Table 5 (Continued)

| | LOCAL CHURCH EXPENDITURES | | | | | | MINISTERIAL SUPPORT | | | | | | | | | | | | |
|----------------------|---------------------------|--|--|---------------------------------|-------------------------------|--|---|--|---|--|--|---------------------------------------|---|--|---|------------------------------------|--------------------------------------|--|--|
| | TOTAL CHURCH EXPENSES | Capital Expenditures For Building, Improvements, And Major Equipment Purchases | Principal And Interest On Indebtedness, Loans, Mortgages, Etc. | Local Church Operating Expenses | Local Church Program Expenses | Total Amount Paid In Salary And Benefits For All Other Church Staff And Diaconal Ministers | Total Amount Paid To Pastor, Associates(s) And Deacons(s) For Any Other Cash Allowances (Non-Accountable) | Total Amount Paid To Pastor, Associate(s) And Deacons (s) For Accountable Reimbursements | Housing Benefits Paid To/For Deacons Not Included In 41a Or 41b | Housing Benefits Paid To/For All Associate Pastors | Housing Benefits Paid To/For Senior Pastor | Base Compensation Paid To/For Deacons | Amount Received From Conference Grants Toward Associate's Base Compensation | Base Compensation Paid To Associate(s) | Amount Received From Equitable Compensation Or Other Conference Grants Toward Senior Pastor's Base Compensation | Base Compensation To Senior Pastor | Direct-Billed Clergy Health Benefits | Direct-Billed Clergy Pension And Non-Health Benefits | |
| CHURCH NAME | 50 | 49 | 48 | 47 | 46 | 45 | 44 | 43 | 42c | 42b | 42a | 41c | 41bb | 41b | 41aa | 41a | 40 | 39 | |
| 26 Gainesville First | 929749 | 14689 | 356319 | 90440 | 46948 | 141738 | 5720 | 10692 | 0 | 11276 | 36500 | 18560 | 0 | 0 | 0 | 68414 | 14862 | 12992 | |
| 27 Sirell's Bend | 18526 | 0 | 0 | 1976 | 1354 | 0 | 0 | 0 | 0 | 0 | 0 | 0 | 0 | 0 | 0 | 4800 | 0 | 0 | |
| 28 Whaley | 317745 | 33597 | 47646 | 5082 | 6664 | 58579 | 0 | 0 | 0 | 0 | 11039 | 0 | 0 | 0 | 0 | 63682 | 11632 | 11285 | |
| 29 Henrietta | 254680 | 0 | 0 | 40653 | 13222 | 62672 | 0 | 3000 | 0 | 0 | 6000 | 8280 | 0 | 0 | 0 | 63900 | 10668 | 8375 | |
| 30 Holliday | 71325 | 0 | 2280 | 29339 | 2216 | 4270 | 0 | 0 | 0 | 0 | 20000 | 0 | 0 | 0 | 0 | 4000 | 0 | 0 | |
| 31 Howe | 208973 | 0 | 0 | 55594 | 13937 | 26047 | 0 | 0 | 0 | 0 | 3000 | 0 | 0 | 0 | 0 | 56239 | 10668 | 7947 | |
| 32 Iowa Park | 904945 | 671178 | 23429 | 5872 | 6418 | 34605 | 0 | 2995 | 0 | 0 | 4800 | 0 | 0 | 0 | 0 | 49262 | 10668 | 12403 | |
| 33 Jacksboro | 387092 | 117754 | 0 | 6258 | 21857 | 64608 | 75 | 0 | 0 | 0 | 8840 | 0 | 0 | 0 | 0 | 53622 | 10668 | 8097 | |
| 34 Nacoma | 234587 | 46128 | 0 | 51315 | 1710 | 16508 | 747 | 6996 | 0 | 0 | 0 | 0 | 0 | 0 | 0 | 50293 | 10668 | 6535 | |
| 35 Paradise | 98831 | 5550 | 0 | 24710 | 9576 | 0 | 0 | 1916 | 0 | 0 | 12500 | 0 | 0 | 0 | 0 | 25000 | 0 | 0 | |
| 36 Petrolia | 65077 | 24623 | 0 | 14610 | 989 | 0 | 0 | 0 | 0 | 0 | 10800 | 0 | 0 | 0 | 0 | 1320 | 0 | 3281 | |
| 37 Pottsboro Lakeway | 235517 | 15800 | 0 | 48129 | 3348 | 50607 | 0 | 0 | 0 | 0 | 4534 | 0 | 0 | 0 | 0 | 60353 | 10668 | 8017 | |
| 38 Rhame | 41803 | 0 | 108 | 6244 | 7183 | 5850 | 0 | 0 | 0 | 0 | 0 | 0 | 0 | 0 | 0 | 14550 | 0 | 0 | |
| 39 Rosston | 44625 | 0 | 0 | 11700 | 7200 | 0 | 6000 | 0 | 0 | 0 | 6000 | 0 | 0 | 0 | 0 | 0 | 0 | 0 | |
| 40 Sadler | 56401 | 0 | 0 | 15840 | 2375 | 8000 | 0 | 0 | 0 | 0 | 9000 | 0 | 0 | 0 | 0 | 15180 | 0 | 0 | |
| 41 Saint Jo | 36034 | 0 | 0 | 7808 | 6505 | 1200 | 0 | 0 | 0 | 0 | 6924 | 0 | 0 | 0 | 0 | 9828 | 0 | 0 | |
| 42 Montague | 24440 | 7558 | 0 | 3372 | 2396 | 0 | 0 | 0 | 0 | 0 | 6246 | 0 | 0 | 0 | 0 | 2172 | 0 | 0 | |
| 43 Sherman First | 1290126 | 291174 | 85152 | 233600 | 38560 | 228427 | 0 | 6600 | 0 | 22752 | 36000 | 0 | 30000 | 63662 | 0 | 107443 | 21336 | 17669 | |
| 44 Friendship | 87592 | 10704 | 7570 | 14759 | 754 | 17245 | 6600 | 0 | 0 | 0 | 15000 | 0 | 0 | 0 | 0 | 3780 | 0 | 0 | |
| 45 Sherman Grace | 483056 | 15277 | 0 | 55656 | 34385 | 173390 | 11088 | 3500 | 0 | 0 | 6500 | 0 | 0 | 0 | 0 | 77239 | 10668 | 8894 | |

Northwest District Table 5 (Continued)

| | | MINISTERIAL SUPPORT | | | | | | | | | | LOCAL CHURCH EXPENDITURES | | | | | | | | | |
|--|--|------------------------|--------|---------|------|--------|--------|-------|--------|-------|-------|---------------------------|--------|---------|--------|---------|--------|---------|----------|-----------------------|----|
| | | 39 | 40 | 41a | 41aa | 41b | 41bb | 41c | 42a | 42b | 42c | 43 | 44 | 45 | 46 | 47 | 48 | 49 | 50 | TOTAL CHURCH EXPENSES | |
| | Direct-Billed Clergy Pension And Non-Health Benefits | 0 | 0 | 9350 | 0 | 0 | 0 | 0 | 2650 | 0 | 0 | 0 | 0 | 0 | 3600 | 150 | 3055 | 0 | 0 | 25443 | 46 |
| | Direct-Billed Clergy Health Benefits | 0 | 0 | 100 | 0 | 0 | 0 | 0 | 4000 | 0 | 0 | 0 | 1528 | 0 | 0 | 0 | 347 | 0 | 0 | 6460 | 47 |
| | | 3662 | 0 | 4308 | 0 | 0 | 0 | 0 | 21849 | 0 | 0 | 0 | 0 | 14880 | 1880 | 13800 | 0 | 16319 | 84233 | 48 | |
| | | 3776 | 5334 | 29767 | 0 | 0 | 0 | 0 | 5700 | 0 | 0 | 0 | 1750 | 0 | 0 | 1756 | 22034 | 0 | 4000 | 88018 | 49 |
| | | 5754 | 10668 | 48258 | 0 | 0 | 0 | 0 | 4787 | 0 | 0 | 4101 | 0 | 10600 | 12638 | 26494 | 14725 | 10400 | 166934 | 50 | |
| | | 8761 | 10668 | 73178 | 0 | 0 | 0 | 0 | 7000 | 0 | 0 | 8484 | 0 | 115779 | 34092 | 87850 | 25882 | 115055 | 638714 | 51 | |
| | | 7795 | 11208 | 53149 | 0 | 0 | 0 | 0 | 4092 | 0 | 0 | 673 | 0 | 105622 | 10123 | 49515 | 16832 | 0 | 328039 | 52 | |
| | | 0 | 0 | 24000 | 0 | 0 | 0 | 0 | 0 | 0 | 0 | 0 | 500 | 30970 | 2180 | 36754 | 0 | 3338 | 121006 | 53 | |
| | | 0 | 0 | 27000 | 0 | 0 | 0 | 0 | 0 | 0 | 0 | 0 | 0 | 5167 | 871 | 25227 | 0 | 0 | 69018 | 54 | |
| | | 27584 | 32004 | 138218 | 0 | 69218 | 0 | 42315 | 50000 | 24000 | 20400 | 6674 | 0 | 311254 | 82885 | 258365 | 0 | 0 | 1208315 | 55 | |
| | | 8890 | 11208 | 77984 | 0 | 0 | 0 | 0 | 7820 | 0 | 0 | 1599 | 0 | 256183 | 19221 | 219809 | 32032 | 0 | 788589 | 56 | |
| | | 0 | 0 | 10810 | 0 | 0 | 0 | 0 | 11000 | 0 | 0 | 0 | 0 | 6583 | 1400 | 1300 | 0 | 6000 | 50733 | 57 | |
| | | 0 | 0 | 30000 | 0 | 0 | 0 | 0 | 0 | 0 | 0 | 0 | 0 | 16987 | 3625 | 23565 | 0 | 0 | 98270 | 58 | |
| | | 7653 | 10668 | 34320 | 0 | 0 | 0 | 0 | 28980 | 0 | 0 | 2801 | 0 | 47566 | 6712 | 18347 | 36160 | 1436 | 221145 | 59 | |
| | | 8070 | 11208 | 69490 | 0 | 0 | 0 | 0 | 14000 | 0 | 0 | 0 | 0 | 70551 | 5434 | 86778 | 38233 | 18897 | 356994 | 60 | |
| | | 5634 | 5634 | 31714 | 0 | 0 | 0 | 0 | 2418 | 0 | 0 | 890 | 1582 | 25716 | 4386 | 41268 | 41 | 6900 | 144490 | 61 | |
| | | 0 | 0 | 0 | 0 | 0 | 0 | 0 | 0 | 0 | 0 | 0 | 0 | 0 | 0 | 0 | 0 | 0 | 0 | 0 | 62 |
| | | 0 | 0 | 0 | 0 | 0 | 0 | 0 | 0 | 0 | 0 | 0 | 0 | 0 | 0 | 0 | 0 | 0 | 18853 | 63 | |
| | | 0 | 0 | 0 | 0 | 0 | 0 | 0 | 0 | 0 | 0 | 0 | 0 | 0 | 0 | 0 | 0 | 0 | 15262 | 64 | |
| | | 281785 | 350267 | 2026730 | 0 | 179906 | 30000 | 69155 | 547765 | 64518 | 20400 | 98390 | 78979 | 2558975 | 578164 | 2575235 | 888004 | 2249410 | 14505573 | | |
| | | 275482 | 362375 | 1984651 | 0 | 128131 | 43500 | 54170 | 519839 | 54865 | 20400 | 126674 | 126436 | 2718838 | 622338 | 2606410 | 590503 | 1680830 | 13972120 | | |
| | | 6303 | -2108 | 42079 | 0 | 51775 | -13500 | 14985 | 27926 | 9653 | 0 | -28284 | -47457 | -159863 | -44174 | -31175 | 278101 | 588580 | 533453 | | |
| | | Inc/Dec 2018 over 2017 | | | | | | | | | | | | | | | | | | | |

Northwest District Table 6

| | RECEIVED FOR ANNUAL BUDGET/SPENDING PLAN | | | | | | | | | RCVD FOR CAPITAL CAMPAIGNS/SPECIAL PROJECTS | | | | | RECEIVED FROM CONNECTIONAL/OTHER SOURCES | | | | | | | | | |
|-----------------------|--|--------|--------|-------|-------|-------|-------|------|--------|--|-------|--------|-------|--------|--|-----|-------|-------|-----------|---------------------|--|--|--|--|
| CHURCHNAME | | | | | | | | | | TOTAL INCOME FOR ANNUAL BUDGET/SPENDING PLAN | | | | | TOTAL INCOME FOR DESIGNATED CAUSES INCLUDING CAPITAL CAMPAIGN AND OTHER SPECIAL PROJECTS | | | | | TOTAL CHURCH INCOME | | | | |
| | 51 | 52a | 52b | 52c | 52d | 52e | 52f | 52g | 52t | 53a | 53b | 53c | 53d | 53t | 54a | 54b | 54c | 54t | 55 | | | | | |
| Alford | 39 | 0 | 153668 | 3610 | 0 | 0 | 8719 | 7992 | 173889 | 0 | 2400 | 0 | 100 | 2500 | 0 | 0 | 0 | 0 | 176389 1 | | | | | |
| Antelope | 21 | 0 | 24358 | 0 | 0 | 0 | 0 | 0 | 24358 | 0 | 0 | 0 | 0 | 0 | 0 | 0 | 0 | 0 | 24358 2 | | | | | |
| Archer City | 69 | 124127 | 65915 | 2695 | 0 | 0 | 0 | 8213 | 200950 | 3297 | 350 | 100939 | 0 | 104586 | 0 | 0 | 0 | 0 | 305536 3 | | | | | |
| Bellevue | 10 | 0 | 15220 | 5073 | 0 | 0 | 0 | 0 | 20293 | 0 | 0 | 0 | 0 | 0 | 0 | 0 | 0 | 0 | 20293 4 | | | | | |
| Vashti | 12 | 0 | 12714 | 4238 | 1357 | 0 | 0 | 491 | 18800 | 0 | 0 | 0 | 0 | 0 | 0 | 0 | 0 | 0 | 18800 5 | | | | | |
| Bells | 98 | 64411 | 94167 | 8120 | 0 | 0 | 3820 | 0 | 170518 | 510 | 345 | 2892 | 368 | 4115 | 0 | 0 | 0 | 0 | 174633 6 | | | | | |
| Bowie | 119 | 43198 | 124069 | 12377 | 0 | 0 | 0 | 0 | 179644 | 0 | 14470 | 0 | 10751 | 25221 | 0 | 0 | 0 | 0 | 204865 7 | | | | | |
| Boyd | 50 | 42045 | 72268 | 4245 | 0 | 0 | 5150 | 1968 | 125676 | 20861 | 11834 | 0 | 10862 | 43557 | 0 | 0 | 0 | 0 | 169233 8 | | | | | |
| Bridgeport | 152 | 0 | 377302 | 5563 | 0 | 0 | 0 | 0 | 382865 | 0 | 2655 | 80854 | 0 | 83509 | 0 | 0 | 0 | 0 | 466374 9 | | | | | |
| Bryson | 20 | 0 | 25740 | 4400 | 176 | 0 | 0 | 0 | 30316 | 0 | 0 | 0 | 0 | 0 | 0 | 0 | 0 | 0 | 30316 10 | | | | | |
| Perrin | 7 | 0 | 11820 | 1230 | 62 | 0 | 0 | 0 | 13112 | 0 | 0 | 0 | 0 | 0 | 0 | 0 | 0 | 0 | 13112 11 | | | | | |
| Burknett | 90 | 0 | 235477 | 5600 | 0 | 0 | 0 | 0 | 241047 | 114719 | 5630 | 558141 | 1270 | 679760 | 0 | 0 | 0 | 0 | 920807 12 | | | | | |
| Callisburg | 68 | 0 | 57096 | 0 | 0 | 0 | 8758 | 5389 | 71243 | 0 | 50 | 36 | 5204 | 5290 | 0 | 0 | 0 | 0 | 76533 13 | | | | | |
| Chico Morris Memorial | 33 | 0 | 70959 | 10339 | 0 | 0 | 10960 | 0 | 92258 | 0 | 3103 | 331 | 1700 | 5134 | 0 | 0 | 0 | 0 | 97392 14 | | | | | |
| Collinsville | 46 | 0 | 67024 | 0 | 414 | 0 | 0 | 0 | 67438 | 0 | 0 | 7964 | 0 | 7964 | 0 | 0 | 0 | 0 | 75402 15 | | | | | |
| Decatur First | 350 | 0 | 630836 | 13588 | 39172 | 0 | 3150 | 0 | 686746 | 107775 | 13899 | 12729 | 33998 | 168401 | 0 | 0 | 0 | 0 | 855147 16 | | | | | |
| Decatur Oak Grove | 32 | 0 | 59906 | 5099 | 0 | 0 | 530 | 0 | 65535 | 0 | 65 | 0 | 0 | 65 | 0 | 0 | 0 | 0 | 65600 17 | | | | | |
| Harless Memorial | 44 | 0 | 0 | 31259 | 0 | 0 | 0 | 0 | 31259 | 0 | 0 | 0 | 0 | 0 | 0 | 0 | 0 | 0 | 31259 18 | | | | | |
| Haven Chapel | 11 | 0 | 19065 | 0 | 0 | 0 | 0 | 0 | 19065 | 0 | 0 | 0 | 0 | 0 | 0 | 0 | 0 | 0 | 19065 19 | | | | | |
| Denison Trinity | 44 | 0 | 83363 | 0 | 16 | 0 | 498 | 0 | 83877 | 0 | 2824 | 0 | 0 | 2824 | 0 | 0 | 0 | 0 | 86701 20 | | | | | |
| Waples Memorial | 227 | 0 | 424416 | 3849 | 4264 | 44165 | 1000 | 7190 | 484884 | 0 | 72965 | 216165 | 18058 | 307188 | 0 | 0 | 53621 | 53621 | 845693 21 | | | | | |
| Electra | 48 | 0 | 133737 | 6142 | 0 | 0 | 5346 | 0 | 145225 | 0 | 0 | 0 | 0 | 0 | 0 | 0 | 0 | 0 | 145225 22 | | | | | |
| Era | 25 | 0 | 40003 | 10183 | 729 | 0 | 0 | 0 | 50915 | 0 | 0 | 0 | 0 | 0 | 0 | 0 | 0 | 0 | 50915 23 | | | | | |
| Forestburg | 43 | 0 | 106864 | 5831 | 156 | 0 | 0 | 333 | 113184 | 865 | 745 | 0 | 205 | 1815 | 0 | 0 | 0 | 0 | 114999 24 | | | | | |
| Friberg-Cooper | 28 | 0 | 43505 | 10681 | 0 | 0 | 0 | 0 | 54186 | 0 | 6803 | 0 | 0 | 6803 | 0 | 0 | 0 | 0 | 60989 25 | | | | | |

Northwest District Table 6 (Continued)

| | RECEIVED FOR ANNUAL BUDGET/SPENDING PLAN | | | | | | | | | RCVD FOR CAPITAL CAMPAIGNS/SPECIAL PROJECTS | | | | | RECEIVED FROM CONNECTIONAL/OTHER SOURCES | | | | | |
|----|--|-----|--------|--------|-------|--------|------|-------|--------|---|--------|-------|--------|-------|--|-----|-------|-----|-------|---------|
| | CHURCH NAME | 51 | 52a | 52b | 52c | 52d | 52e | 52f | 52g | 52t | 53a | 53b | 53c | 53d | 53t | 54a | 54b | 54c | 54t | 55 |
| 26 | Gainesville First | 183 | 356038 | 133229 | 11058 | 6578 | 3000 | 8933 | 119938 | 641694 | 305300 | 4820 | 22350 | 0 | 332470 | 0 | 0 | 0 | 0 | 974164 |
| 27 | Snell's Bend | 12 | 0 | 19517 | 4659 | 0 | 0 | 0 | 0 | 24176 | 0 | 0 | 0 | 0 | 0 | 0 | 0 | 0 | 0 | 24176 |
| 28 | Whaley | 106 | 110639 | 118700 | 11623 | 104112 | 0 | 1568 | 0 | 346612 | 0 | 0 | 0 | 1088 | 1088 | 0 | 0 | 0 | 0 | 347700 |
| 29 | Henretta | 202 | 0 | 259198 | 8337 | 5000 | 0 | 0 | 0 | 272535 | 0 | 9265 | 0 | 0 | 9265 | 0 | 0 | 0 | 0 | 281800 |
| 30 | Holliday | 22 | 0 | 63092 | 6256 | 54 | 0 | 9100 | 0 | 78502 | 0 | 0 | 0 | 290 | 290 | 0 | 0 | 0 | 0 | 78792 |
| 31 | Howe | 115 | 0 | 194579 | 14421 | 89 | 0 | 350 | 0 | 209439 | 8525 | 3635 | 0 | 0 | 12160 | 0 | 0 | 0 | 0 | 221599 |
| 32 | Iowa Park | 88 | 0 | 217118 | 12912 | 0 | 0 | 0 | 0 | 230030 | 0 | 0 | 325476 | 2620 | 328096 | 0 | 0 | 0 | 0 | 558126 |
| 33 | Jacksboro | 73 | 146189 | 71330 | 2224 | 10036 | 0 | 2875 | 5764 | 238418 | 97918 | 25478 | 8387 | 7497 | 139280 | 0 | 0 | 0 | 0 | 377898 |
| 34 | Nocona | 57 | 0 | 222310 | 8830 | 11026 | 0 | 0 | 0 | 242166 | 0 | 1005 | 0 | 0 | 1005 | 0 | 0 | 0 | 0 | 243171 |
| 35 | Paradise | 41 | 0 | 64079 | 4256 | 123 | 0 | 375 | 0 | 68833 | 0 | 0 | 12000 | 1770 | 13770 | 0 | 0 | 0 | 0 | 82603 |
| 36 | Patrolia | 31 | 0 | 33374 | 6483 | 133 | 0 | 0 | 0 | 39990 | 0 | 235 | 113351 | 1001 | 114587 | 0 | 0 | 0 | 0 | 154577 |
| 37 | Pottsboro Lakeway | 149 | 0 | 210084 | 6687 | 1502 | 0 | 350 | 7289 | 225912 | 0 | 7900 | 0 | 0 | 7900 | 0 | 0 | 0 | 0 | 233812 |
| 38 | Rhame | 30 | 0 | 64233 | 4100 | 0 | 0 | 0 | 0 | 68333 | 0 | 0 | 0 | 0 | 0 | 0 | 0 | 0 | 0 | 68333 |
| 39 | Rosston | 21 | 0 | 43350 | 0 | 0 | 0 | 0 | 0 | 43350 | 0 | 0 | 0 | 0 | 0 | 0 | 0 | 0 | 0 | 43350 |
| 40 | Sadler | 20 | 0 | 34630 | 2091 | 0 | 0 | 12300 | 0 | 49021 | 0 | 0 | 0 | 0 | 0 | 0 | 0 | 0 | 0 | 49021 |
| 41 | Saint Jo | 11 | 0 | 27937 | 586 | 0 | 0 | 5100 | 802 | 34425 | 0 | 0 | 0 | 0 | 0 | 0 | 0 | 0 | 0 | 34425 |
| 42 | Montague | 10 | 0 | 12872 | 4825 | 0 | 0 | 0 | 1578 | 19275 | 1000 | 0 | 1215 | 0 | 2215 | 0 | 0 | 0 | 0 | 21490 |
| 43 | Sherman First | 330 | 833296 | 202698 | 18370 | 1024 | 0 | 10524 | 14769 | 1080681 | 281427 | 5130 | 7864 | 7493 | 301914 | 0 | 30000 | 0 | 30000 | 1412595 |
| 44 | Friendship | 61 | 0 | 58103 | 5459 | 0 | 0 | 0 | 0 | 63562 | 0 | 81969 | 0 | 3705 | 86674 | 0 | 0 | 0 | 0 | 149236 |
| 45 | Sherman Grace | 118 | 272456 | 67597 | 11037 | 80541 | 0 | 1251 | 0 | 432882 | 0 | 1911 | 24489 | 25192 | 51592 | 0 | 0 | 0 | 0 | 484714 |

Northwest District Table 6 (Continued)

| | RECEIVED FOR ANNUAL BUDGET/SPENDING PLAN | | | | | | | | | | RCVD FOR CAPITAL CAMPAIGNS/SPECIAL PROJECTS | | | | | RECEIVED FROM CONNECTIONAL/OTHER SOURCES | | | | |
|-----------------------------|--|---------------------------------|--|--|---|---|---|---|--|-------------------|---|--|--|--|------------------------------|---|---|---|---------------------|--|
| | 51 | 52a | 52b | 52c | 52d | 52e | 52f | 52g | 52i | 53a | 53b | 53c | 53d | 53i | 54a | 54b | 54c | 54t | 55 | |
| | Number Of Giving Units | Amount Received Through Pledges | Amount Received From Non-Pledging, But Identified Givers | Amount Received From Unidentified Givers | Amount Received From Interest and Dividends And/Or Transferred From Liquid Assets | Amount Received From Sale of Church Assets For Budget | Amount Received Through Building Use Fees, Contributions, And Rentals | Amount Received Through Fundraisers And Other Sources | TOTAL INCOME FOR ANNUAL BUDGET/SPENDING PLAN | Capital Campaigns | Memorials, Endowments, Bequests | Funds From Other Sources And Projects, Including Sale Of Buildings | Rcvd For Special Sundays, General Advance Specials & Other Direct Benevolence Giving | TOTAL INCOME FOR DESIGNATED CAUSES INCLUDING CAPITAL CAMPAIGN AND OTHER SPECIAL PROJECTS | Equitable Compensation Funds | Advance Special, Apportioned And Connectional Funds | Other Grants And Financial Support From Institutional Sources | TOTAL INCOME FROM CONNECTIONAL AND OTHER INSTITUTIONAL SOURCES OUTSIDE THE LOCAL CHURCH | TOTAL CHURCH INCOME | |
| 46 Sunset | 10 | 0 | 20190 | 10168 | 0 | 0 | 0 | 0 | 30348 | 0 | 0 | 0 | 0 | 0 | 0 | 0 | 0 | 0 | 30348 | |
| 47 Garvin | 3 | 0 | 4604 | 1283 | 0 | 0 | 0 | 0 | 5887 | 0 | 0 | 0 | 0 | 0 | 0 | 0 | 0 | 0 | 5887 | |
| 48 Tioga | 32 | 37512 | 34458 | 0 | 23 | 0 | 0 | 1024 | 73017 | 0 | 4290 | 0 | 0 | 4290 | 0 | 0 | 0 | 0 | 77307 | |
| 49 Tom Bean | 33 | 0 | 73525 | 6632 | 2465 | 0 | 5500 | 4491 | 92613 | 0 | 0 | 0 | 0 | 0 | 0 | 0 | 0 | 0 | 92613 | |
| 50 Valley View | 65 | 0 | 155558 | 4886 | 0 | 0 | 760 | 3596 | 164900 | 41025 | 0 | 0 | 0 | 41025 | 0 | 0 | 0 | 0 | 205925 | |
| 51 Van Alstyne | 206 | 190369 | 238124 | 7060 | 2952 | 0 | 4963 | 45661 | 489129 | 121576 | 9905 | 0 | 4073 | 135554 | 0 | 0 | 0 | 0 | 624883 | |
| 52 Whitesboro | 207 | 0 | 300042 | 15560 | 0 | 0 | 1470 | 0 | 317462 | 0 | 3390 | 0 | 26052 | 29442 | 0 | 0 | 0 | 0 | 346904 | |
| 53 Whitewright | 32 | 0 | 117206 | 3188 | 0 | 0 | 2055 | 0 | 122449 | 0 | 1105 | 0 | 0 | 1105 | 0 | 0 | 0 | 0 | 123554 | |
| 54 Beverly Drive | 43 | 0 | 66307 | 5531 | 161 | 0 | 2400 | 380 | 74779 | 0 | 3615 | 0 | 0 | 3615 | 0 | 0 | 0 | 0 | 78394 | |
| 55 Wichita Falls First | 383 | 806133 | 432891 | 14322 | 15000 | 0 | 2470 | 26718 | 1297534 | 5922 | 0 | 0 | 179 | 6101 | 0 | 0 | 0 | 0 | 1303635 | |
| 56 Floral Heights | 223 | 588489 | 128915 | 9522 | 0 | 0 | 1975 | 30690 | 759571 | 28115 | 22000 | 0 | 999 | 51114 | 0 | 0 | 0 | 0 | 810885 | |
| 57 Mt. Calvary-Falls Chapel | 19 | 55600 | 4150 | 209 | 0 | 0 | 0 | 1337 | 61296 | 0 | 340 | 63000 | 0 | 63340 | 0 | 0 | 0 | 0 | 124636 | |
| 58 WF St. Marks | 57 | 0 | 80673 | 9160 | 0 | 0 | 9628 | 480 | 99941 | 0 | 2859 | 0 | 0 | 2859 | 0 | 0 | 0 | 0 | 102800 | |
| 59 WF Trinity | 60 | 0 | 191054 | 5384 | 439 | 0 | 1385 | 17265 | 215727 | 4210 | 2110 | 0 | 0 | 6320 | 0 | 0 | 0 | 0 | 222047 | |
| 60 University | 128 | 0 | 349101 | 320 | 3547 | 0 | 250 | 13716 | 366834 | 4755 | 1364 | 4774 | 0 | 10893 | 0 | 0 | 0 | 0 | 377827 | |
| 61 WF Wesley | 106 | 111212 | 1658 | 3399 | 75 | 0 | 5080 | 4777 | 126401 | 7116 | 802 | 10000 | 0 | 17918 | 0 | 0 | 0 | 0 | 144319 | |
| 62 Mission | 0 | 0 | 0 | 0 | 0 | 0 | 0 | 0 | 0 | 0 | 0 | 0 | 0 | 0 | 0 | 0 | 0 | 0 | 0 | |
| 63 NORTHWEST DISTRICT | 0 | 0 | 0 | 0 | 0 | 0 | 0 | 0 | 0 | 0 | 0 | 0 | 0 | 0 | 0 | 0 | 0 | 0 | 0 | |
| 64 NORTH TEXAS CONFERENCE | 0 | 0 | 0 | 0 | 0 | 0 | 0 | 0 | 0 | 0 | 0 | 0 | 0 | 0 | 0 | 0 | 0 | 0 | 0 | |
| TOTAL 2018 | 4973 | 3782464 | 7268048 | 395740 | 291226 | 47165 | 138593 | 331871 | 12255107 | 1154916 | 331266 | 1572957 | 164475 | 3223614 | 0 | 30000 | 53621 | 83621 | 15562342 | |
| TOTAL 2017 | 4959 | 3478822 | 7333851 | 399191 | 188077 | 3301 | 137071 | 448524 | 11986837 | 805957 | 278930 | 518950 | 203327 | 1805174 | 0 | 25072 | 0 | 25072 | 13817083 | |
| Incl Dec 2018 over 2017 | 14 | 303642 | -65803 | -3451 | 105149 | 43864 | 1522 | -116653 | 268270 | 348949 | 54336 | 1054007 | -38652 | 1418440 | 0 | 4928 | 53621 | 58549 | 1745259 | |

Recapitulation Table 1

| CHURCH MEMBERSHIP | | | | | | | | | | | | | | | | | | | |
|------------------------|-------------------|--|--|---|---|--|---|---|-------------------------------------|--------------------------------------|---|--|--|---------------------------|--|----------------------|-------|-----------------|-----------------|
| | | RECEIVED | | | | | | | | REMOVED | | | | | | MEMBERSHIP ETHNICITY | | | |
| | | 1 | 2a | 2b | 2c | 2d | 2e | 2f | 3a | 3b | 3c | 3d | 3e | 3f | 4 | 5a | 5b | 5c | 5d |
| CHURCH NAME | PASTOR'S NAME | Total Professing Members At Close Of Last Year | Received This Year On Profession Of Faith Through Confirmation | Received This Year On Profession Of Faith Other Than Confirmation | Membership Restored By Affirmation Of Faith | Previous Year's Reporting Errors-Added By Correction | Transferred In From Another United Methodist Church | Received From Other Non-United Methodist Churches | Removed By Charge Conference Action | Withdrawn From Professing Membership | Previous Year's Reporting Errors -Removed by Correction | Transferred Out To Other United Methodist Churches | Transferred Out To Non-United Methodist Church | Removed By Death/Deceased | TOTAL PROFESSING MEMBERS AT CLOSE OF THIS YEAR | Asian | Black | Hispanic/Latino | Native American |
| East District | Victor Casad | 9858 | 61 | 85 | 26 | 37 | 146 | 107 | 348 | 82 | 176 | 98 | 58 | 182 | 9376 | 21 | 223 | 100 | 17 |
| Metro District | Debra Hobbs Mason | 55233 | 531 | 783 | 110 | 410 | 2149 | 505 | 924 | 475 | 471 | 1926 | 213 | 579 | 55133 | 2317 | 7385 | 2196 | 46 |
| North Central District | Ronald Henderson | 56610 | 786 | 449 | 133 | 109 | 868 | 538 | 1940 | 412 | 353 | 448 | 148 | 352 | 58640 | 731 | 557 | 907 | 41 |
| Northwest District | Marvin Guier | 12496 | 73 | 77 | 30 | 13 | 193 | 82 | 145 | 72 | 98 | 101 | 48 | 193 | 12307 | 14 | 130 | 123 | 20 |
| TOTAL 2018 | | 134197 | 1451 | 1394 | 299 | 569 | 3356 | 1232 | 3357 | 1041 | 1098 | 2573 | 467 | 1306 | 132656 | 3083 | 8295 | 3326 | 124 |
| TOTAL 2017 | | 137300 | 1432 | 1547 | 253 | 354 | 1889 | 1462 | 2817 | 3180 | 1047 | 1085 | 601 | 1310 | 134197 | 2996 | 8169 | 3407 | 125 |
| Inc/Dec 2018 over 2017 | | -3103 | 19 | -153 | 46 | 215 | 1467 | -230 | 540 | -2139 | 51 | 1488 | -134 | -4 | -1541 | 87 | 126 | -81 | -1 |
| % of Increase/Decrease | | -2.26% | 1.33% | -9.89% | 18.18% | 60.73% | 77.66% | -15.73% | 19.17% | -67.26% | 4.87% | 137.14% | -22.30% | -0.31% | -1.15% | 2.90% | 1.54% | -2.38% | -0.80% |

Recapitulation Table 2

| | CHURCH MEMBERSHIP | | | | | | | | | | CHRISTIAN FORMATION GROUPS (CFG) | | | | | | | | |
|------------------------|----------------------|--------|-----|--------|-------------------|--------|--------|--|---------|-------|--|-------|--------|--------|--------|-------|--------|-------|-------|
| | MEMBERSHIP ETHNICITY | | | | MEMBERSHIP GENDER | | | TOTAL NUMBER OF PERSONS BAPTIZED THIS YEAR | | | TOTAL CHRISTIAN FORMATION GROUP PARTICIPANTS | | | | | | | | |
| | | | | | | | | | | | | | | | | | | | |
| CHURCH NAME | 5e | 5f | 5g | 5 | 6a | 6b | 6 | 7 | 7a | 8a | 8b | 8 | 9 | 10 | 11a | 11b | 11c | 11d | 11 |
| East District | 1 | 8949 | 65 | 9376 | 5435 | 3941 | 9376 | 6123 | 1849 | 73 | 49 | 122 | 826 | 1782 | 1081 | 597 | 506 | 2716 | 4900 |
| Metro District | 42 | 42832 | 315 | 55133 | 31776 | 23357 | 55133 | 24298 | 3549 | 738 | 209 | 947 | 6524 | 42062 | 11482 | 5115 | 3016 | 18928 | 38541 |
| North Central District | 66 | 53236 | 302 | 55840 | 30274 | 25566 | 55840 | 24408 | 3192 | 451 | 238 | 689 | 9328 | 19027 | 15107 | 6337 | 1413 | 17855 | 40712 |
| Northwest District | 2 | 11962 | 56 | 12307 | 6902 | 5405 | 12307 | 5285 | 450 | 86 | 46 | 132 | 1155 | 1835 | 1897 | 884 | 312 | 3501 | 6594 |
| TOTAL 2018 | 111 | 116979 | 738 | 132656 | 74387 | 58269 | 132656 | 60114 | 9040 | 1348 | 542 | 1890 | 17833 | 64706 | 29567 | 12933 | 5247 | 43000 | 90747 |
| TOTAL 2017 | 98 | 118697 | 705 | 134197 | 75473 | 58724 | 134197 | 57260 | 10293 | 1300 | 472 | 1772 | 18638 | 53134 | 24942 | 12868 | 4765 | 41210 | 83785 |
| Inc/Dec 2017 over 2016 | 13 | -1718 | 33 | -1541 | -1086 | -455 | -1541 | 2854 | -1263 | 48 | 70 | 118 | -805 | 11572 | 4625 | 65 | 482 | 1790 | 6962 |
| % of Increase/Decrease | | | | -1.15% | -1.44% | -0.77% | -1.15% | 1.04% | -12.17% | 3.69% | 14.83% | 6.66% | -4.32% | 21.78% | 18.54% | 0.51% | 10.12% | 4.34% | 8.31% |

Recapitulation Table 3

| | CHRISTIAN FORMATION GROUPS (CFG) INCLUDING SUNDAY SCHOOL | | | | | | UMM | | UMW | | MISSION ENGAGEMENT | | | | | | ASSETS AND DEBT | | |
|------------------------|--|---|---------------------------------------|--|--|---|------------------------------------|--------------------------|--------------------------------------|---|--|---|---|---|---|--|---|--|---|
| | Total Enrolled In Confirmation Preparation Classes This Year | Avg Weekly Attendance (all ages) In Sunday School Or Other Weekly Education Classes | Participants In Vacation Bible School | Number Of Ongoing Sunday Church School Classes Offered | Number Of Ongoing Small Groups, Support Groups, Or Classes Offered (Other Than Sunday Church School) | Number Of Support Groups Or Small Groups Offered Short Term | Membership In United Methodist Men | Amount Paid for Projects | Membership In United Methodist Women | Amount Paid For Local Church And Community Work (UMW) | Number of UMVIM Teams Sent From Local Church | Number Of Persons Sent On UMVIM Teams From Local Church | Total Number Of Community Ministries For Outreach, Justice, And Mercy Offered | Of The Ministries Counted In Line 21, How Many Focus On Global/Regional Health? | Of The Ministries Counted In Line 21, How Many Focus On Engaging In Ministry With the Poor/Socially Marginalized? | Number Of Persons From Your Congregation Serving In Mission/Community Ministries | Number Of Persons Served By Community Ministries For Outreach, Justice, And Mercy | Market Value Of Church-Owned Land, Buildings, Vehicles And Equipment | Market Value of Financial And Other Liquid Assets |
| DISTRICT | 12 | 13 | 14 | 15 | 16 | 17 | 18a | 18b | 19a | 19b | 20a | 20b | 21 | 21a | 21b | 22 | 23 | 24 | 25 |
| East District | 62 | 2016 | 1611 | 240 | 178 | 114 | 205 | 5940 | 526 | 35989 | 5 | 33 | 272 | 41 | 167 | 2587 | 82903 | 110799464 | 15938832 |
| Metro District | 815 | 8672 | 7779 | 808 | 1077 | 561 | 1227 | 85601 | 2874 | 135357 | 33 | 637 | 692 | 130 | 483 | 33070 | 627759 | 577239629 | 90066140 |
| North Central District | 920 | 9976 | 11570 | 913 | 1083 | 725 | 1161 | 176650 | 1828 | 123923 | 49 | 692 | 678 | 164 | 452 | 29837 | 343439 | 356084521 | 44023732 |
| Northwest District | 92 | 2511 | 2329 | 277 | 253 | 147 | 174 | 12252 | 527 | 51623 | 23 | 149 | 306 | 62 | 253 | 4342 | 70994 | 144560530 | 17878164 |
| TOTAL 2018 | 1889 | 23175 | 23289 | 2238 | 2591 | 1547 | 2767 | 280443 | 5755 | 346892 | 110 | 1511 | 1948 | 397 | 1355 | 69836 | 1125095 | 1188684144 | 167968688 |
| TOTAL 2017 | 1991 | 23636 | 23631 | 2344 | 2581 | 1481 | 2590 | 264079 | 5950 | 362039 | 92 | 1316 | 1718 | 346 | 1143 | 61151 | 1172706 | 1143810118 | 178319481 |
| Inc/Dec 2018 over 2017 | -102 | -361 | -342 | -106 | 10 | 66 | 177 | 16364 | -195 | -15147 | 18 | 195 | 230 | 51 | 212 | 8685 | -47611 | 44874026 | -10412613 |
| % of Increase/Decrease | -5.12% | -1.53% | -1.45% | -4.52% | 0.39% | 4.46% | 6.83% | 6.20% | -3.28% | -4.18% | 19.57% | 14.82% | 13.39% | 14.74% | 18.55% | 14.20% | -4.06% | 3.92% | -5.84% |

Recapitulation Table 4

| | ASSETS AND DEBT | | BENEVOLENT GIVING | | | | | | | | | | | | | | | | | | | | | | | | | | | | | | | | | | | | | | | | | | | | | | | | | | | | | | | | | | | | | | | | | | | | | | | | | | | | | | | | | | | | | | | | | | | | | | | | | | | | | | | | | | | | | | | | | | | | | | | | | | | | | | | | | | | | | | | | | | | | | | | | | | | | | | | | | | | | | | | | | | | | | | | | | | | | | | | | | | | | | | | | | | | | | | | | | | | | | | | | | | | | | | | | | | | | | | | | | | | | | | | | | | | | | | | | | | | | | | | | | | | | | | | | | | | | | | | | | | | | | | | | | | | | | | | | | | | | | | | | | | | | | | | | | | | | | | | | | | | | | | | | | | | | | | | | | | | | | | | | | | | | | | | | | | | | | | | | | | | | | | | | | | | | | | | | | | | | | | | | | | | | | | | | | | | | | | | | | | | | | | | | | | | | | | | | | | | | | | | | | | | | | | | | | | | | | | | | | | | | | | | | | | | | | | | | | | | | | | | | | | | | | | | | | | | | | | | | | | | | | | | | | | | | | | | | | | | | | | | | | | | | | | | | | | | | | | | | | | | | | | | | | | | | | | | | | | | | | | | | | | | | | | | | | | | | | | | | | | | | | | | | | | | | | | | | | | | | | | | | | | | | | | | | | | | | | | | | | | | | | | | | | | | | | | | | | | | | | | | | | | | | | | | | | | | | | | | | | | | | | | | | | | | | | | | | | | | | | | | | | | | | | | | | | | | | | | | | | | | | | | | | | | | | | | | | | | | | | | | | | | | | | | | | | | | | | | | | | | | | | | | | | | | | | | | | | | | | | | | | | | | | | | | | | | | | | | | | | | | | | | | | | | | | | | | | | | | | | | | | | | | | | | | | | | | | | | | | | | | | | | | | | | | | | | | | | | | | | | | | | | | | | | | | | | | | | | | | | | | | | | | | | | | | | | | | | | | | | | | | | | | | | | | | | | | | | | | | | | | | | | | | | | | | | | | | | | | | | | | | | | | | | | | | | | | | | | | | | | | | | | | | | | | | | | | | | | | | | | | | | | | | | | | | | | | | | | | | | | | | | | | | | | | | | | | | | | | | | | | | | | | | | | | | | | | | | | | | | | | | | | | | | | | | | | | | | | | | | | | | | | | | | | | | | | | | | | | | | | | | | | | | | | | | | | | | | | | | | | | | | | | | | | | | | | | | | | | | | | | | | | | | | | | | | | | | | | | | | | | | | | | | | | | | | | | | | | | | | | | | | | | | | | | | | | | | | | | | | | | | | | | | | | | | | | | | | | | | | | | | | | | | | | | | | | | | | | | | | | | | | | | | | | | | | | | | | | | | | | | | | | | | | | | | | | | | | | | | | | | | | | | | | | | | | | | | | | | | | | | | | | | | | | | | | | | | | | | | | | | | | | | | | | | | | | | | | | | | | | | | | | | | | | | | | | | | | | | | | | | | | | | | | | | | | | | | | | | | | | | | | | | | | | | | | | | | | | | | | | | | | | | | | | | | | | | | | | | | | | | | | | | | | | | | | | | | | | | | | | | | |
|--|-----------------|--|-------------------|--|--|--|--|--|--|--|--|--|--|--|--|--|--|--|--|--|--|--|--|--|--|--|--|--|--|--|--|--|--|--|--|--|--|--|--|--|--|--|--|--|--|--|--|--|--|--|--|--|--|--|--|--|--|--|--|--|--|--|--|--|--|--|--|--|--|--|--|--|--|--|--|--|--|--|--|--|--|--|--|--|--|--|--|--|--|--|--|--|--|--|--|--|--|--|--|--|--|--|--|--|--|--|--|--|--|--|--|--|--|--|--|--|--|--|--|--|--|--|--|--|--|--|--|--|--|--|--|--|--|--|--|--|--|--|--|--|--|--|--|--|--|--|--|--|--|--|--|--|--|--|--|--|--|--|--|--|--|--|--|--|--|--|--|--|--|--|--|--|--|--|--|--|--|--|--|--|--|--|--|--|--|--|--|--|--|--|--|--|--|--|--|--|--|--|--|--|--|--|--|--|--|--|--|--|--|--|--|--|--|--|--|--|--|--|--|--|--|--|--|--|--|--|--|--|--|--|--|--|--|--|--|--|--|--|--|--|--|--|--|--|--|--|--|--|--|--|--|--|--|--|--|--|--|--|--|--|--|--|--|--|--|--|--|--|--|--|--|--|--|--|--|--|--|--|--|--|--|--|--|--|--|--|--|--|--|--|--|--|--|--|--|--|--|--|--|--|--|--|--|--|--|--|--|--|--|--|--|--|--|--|--|--|--|--|--|--|--|--|--|--|--|--|--|--|--|--|--|--|--|--|--|--|--|--|--|--|--|--|--|--|--|--|--|--|--|--|--|--|--|--|--|--|--|--|--|--|--|--|--|--|--|--|--|--|--|--|--|--|--|--|--|--|--|--|--|--|--|--|--|--|--|--|--|--|--|--|--|--|--|--|--|--|--|--|--|--|--|--|--|--|--|--|--|--|--|--|--|--|--|--|--|--|--|--|--|--|--|--|--|--|--|--|--|--|--|--|--|--|--|--|--|--|--|--|--|--|--|--|--|--|--|--|--|--|--|--|--|--|--|--|--|--|--|--|--|--|--|--|--|--|--|--|--|--|--|--|--|--|--|--|--|--|--|--|--|--|--|--|--|--|--|--|--|--|--|--|--|--|--|--|--|--|--|--|--|--|--|--|--|--|--|--|--|--|--|--|--|--|--|--|--|--|--|--|--|--|--|--|--|--|--|--|--|--|--|--|--|--|--|--|--|--|--|--|--|--|--|--|--|--|--|--|--|--|--|--|--|--|--|--|--|--|--|--|--|--|--|--|--|--|--|--|--|--|--|--|--|--|--|--|--|--|--|--|--|--|--|--|--|--|--|--|--|--|--|--|--|--|--|--|--|--|--|--|--|--|--|--|--|--|--|--|--|--|--|--|--|--|--|--|--|--|--|--|--|--|--|--|--|--|--|--|--|--|--|--|--|--|--|--|--|--|--|--|--|--|--|--|--|--|--|--|--|--|--|--|--|--|--|--|--|--|--|--|--|--|--|--|--|--|--|--|--|--|--|--|--|--|--|--|--|--|--|--|--|--|--|--|--|--|--|--|--|--|--|--|--|--|--|--|--|--|--|--|--|--|--|--|--|--|--|--|--|--|--|--|--|--|--|--|--|--|--|--|--|--|--|--|--|--|--|--|--|--|--|--|--|--|--|--|--|--|--|--|--|--|--|--|--|--|--|--|--|--|--|--|--|--|--|--|--|--|--|--|--|--|--|--|--|--|--|--|--|--|--|--|--|--|--|--|--|--|--|--|--|--|--|--|--|--|--|--|--|--|--|--|--|--|--|--|--|--|--|--|--|--|--|--|--|--|--|--|--|--|--|--|--|--|--|--|--|--|--|--|--|--|--|--|--|--|--|--|--|--|--|--|--|--|--|--|--|--|--|--|--|--|--|--|--|--|--|--|--|--|--|--|--|--|--|--|--|--|--|--|--|--|--|--|--|--|--|--|--|--|--|--|--|--|--|--|--|--|--|--|--|--|--|--|--|--|--|--|--|--|--|--|--|--|--|--|--|--|--|--|--|--|--|--|--|--|--|--|--|--|--|--|--|--|--|--|--|--|--|--|--|--|--|--|--|--|--|--|--|--|--|--|--|--|--|--|--|--|--|--|--|--|--|--|--|--|--|--|--|--|--|--|--|--|--|--|--|--|--|--|--|--|--|--|--|--|--|--|--|--|--|--|--|--|--|--|--|--|--|--|--|--|--|--|--|--|--|--|--|--|--|--|--|--|--|--|--|--|--|--|--|--|--|--|--|--|--|--|--|--|--|--|--|--|--|--|--|--|--|--|--|--|--|--|--|--|--|--|--|--|--|--|--|--|--|--|--|--|--|--|--|--|--|--|--|--|--|--|--|--|--|--|--|--|--|--|--|--|--|--|--|--|--|--|--|--|--|--|--|--|--|--|--|--|--|--|--|--|--|--|--|--|--|--|--|--|--|--|--|--|--|--|--|--|--|--|--|--|--|--|--|--|--|--|--|--|--|--|--|--|--|--|--|--|--|--|--|--|--|--|--|--|--|--|--|--|--|--|--|--|--|--|--|--|--|--|--|--|--|--|--|--|--|--|--|--|--|--|--|--|--|--|--|--|--|--|--|--|--|--|--|--|--|--|--|--|--|--|--|--|--|--|--|--|--|--|--|--|--|--|--|--|--|--|--|--|--|--|--|--|--|--|--|--|--|--|--|--|--|--|--|--|--|--|--|--|--|--|--|--|--|--|--|--|--|--|--|--|--|--|--|--|--|--|--|--|--|--|--|--|--|--|--|--|--|--|--|--|--|--|--|--|--|--|--|--|--|--|--|--|--|--|--|--|--|--|--|--|--|--|--|--|--|--|--|--|--|--|--|--|--|--|--|--|--|--|--|--|--|--|--|--|--|--|--|--|--|--|--|--|--|--|--|--|--|--|--|--|--|--|--|--|--|--|--|--|--|--|--|--|--|--|--|--|--|--|--|--|--|--|--|--|--|--|--|--|--|--|--|--|--|--|--|--|--|--|--|--|--|--|--|--|--|--|--|--|--|--|--|--|--|--|--|--|--|--|--|--|--|--|--|--|--|--|--|
| | | | | | | | | | | | | | | | | | | | | | | | | | | | | | | | | | | | | | | | | | | | | | | | | | | | | | | | | | | | | | | | | | | | | | | | | | | | | | | | | | | | | | | | | | | | | | | | | | | | | | | | | | | | | | | | | | | | | | | | | | | | | | | | | | | | | | | | | | | | | | | | | | | | | | | | | | | | | | | | | | | | | | | | | | | | | | | | | | | | | | | | | | | | | | | | | | | | | | | | | | | | | | | | | | | | | | | | | | | | | | | | | | | | | | | | | | | | | | | | | | | | | | | | | | | | | | | | | | | | | | | | | | | | | | | | | | | | | | | | | | | | | | | | | | | | | | | | | | | | | | | | | | | | | | | | | | | | | | | | | | | | | | | | | | | | | | | | | | | | | | | | | | | | | | | | | | | | | | | | | | | | | | | | | | | | | | | | | | | | | | | | | | | | | | | | | | | | | | | | | | | | | | | | | | | | | | | | | | | | | | | | | | | | | | | | | | | | | | | | | | | | | | | | | | | | | | | | | | | | | | | | | | | | | | | | | | | | | | | | | | | | | | | | | | | | | | | | | | | | | | | | | | | | | | | | | | | | | | | | | | | | | | | | | | | | | | | | | | | | | | | | | | | | | | | | | | | | | | | | | | | | | | | | | | | | | | | | | | | | | | | | | | | | | | | | | | | | | | | | | | | | | | | | | | | | | | | | | | | | | | | | | | | | | | | | | | | | | | | | | | | | | | | | | | | | | | | | | | | | | | | | | | | | | | | | | | | | | | | | | | | | | | | | | | | | | | | | | | | | | | | | | | | | | | | | | | | | | | | | | | | | | | | | | | | | | | | | | | | | | | | | | | | | | | | | | | | | | | | | | | | | | | | | | | | | | | | | | | | | | | | | | | | | | | | | | | | | | | | | | | | | | | | | | | | | | | | | | | | | | | | | | | | | | | | | | | | | | | | | | | | | | | | | | | | | | | | | | | | | | | | | | | | | | | | | | | | | | | | | | | | | | | | | | | | | | | | | | | | | | | | | | | | | | | | | | | | | | | | | | | | | | | | | | | | | | | | | | | | | | | | | | | | | | | | | | | | | | | | | | | | | | | | | | | | | | | | | | | | | | | | | | | | | | | | | | | | | | | | | | | | | | | | | | | | | | | | | | | | | | | | | | | | | | | | | | | | | | | | | | | | | | | | | | | | | | | | | | | | | | | | | | | | | | | | | | | | | | | | | | | | | | | | | | | | | | | | | | | | | | | | | | | | | | | | | | | | | | | | | | | | | | | | | | | | | | | | | | | | | | | | | | | | | | | | | | | | | | | | | | | | | | | | | | | | | | | | | | | | | | | | | | | | | | | | | | | | | | | | | | | | | | | | | | | | | | | | | | | | | | | | | | | | | | | | | | | | | | | | | | | | | | | | | | | | | | | | | | | | | | | | | | | | | | | | | | | | | | | | | | | | | | | | | | | | | | | | | | | | | | | | | | | | | | | | | | | | | | | | | | | | | | | | | | | | | | | | | | | | | | | | | | | | | | | | | | | | | | | | | | | | | |

[illegible]

| | RECEIVED FOR ANNUAL BUDGET/SPENDING PLAN | | | | | | | | ROVD FOR CAPITAL CAMPAIGNS/SPECIAL PROJECTS | | | | | RECEIVED FROM CONNECTIONAL/OTHER SOURCES | | | | | |
|---|--|---------------------------------|--|--|---|---|---|---|--|----------------------|---------------------------------|--|--|--|------------------------------|---|---|---|---------------------|
| | Number Of Giving Units | Amount Received Through Pledges | Amount Received From Non-Pledging, But Identified Givers | Amount Received From Unidentified Givers | Amount Received From Interest and Dividends And/OR Transferred From Liquid Assets | Amount Received From Sale of Church Assets For Budget | Amount Received Through Building Use Fees, Contributions, And Rentals | Amount Received Through Fundraisers And Other Sources | TOTAL INCOME FOR ANNUAL BUDGET/SPENDING PLAN | Capital Campaigns | Memorials, Endowments, Bequests | Funds From Other Sources And Projects, Including Sale Of Buildings | Rcvd For Special Sundays, General Advance Specials & Other Direct Benevolence Giving | TOTAL INCOME FOR DESIGNATED CAUSES INCLUDING CAPITAL CAMPAIGN AND OTHER SPECIAL PROJECTS | Equitable Compensation Funds | Advance Special, Apportioned And Connectional Funds | Other Grants And Financial Support From Institutional Sources | TOTAL INCOME FROM CONNECTIONAL AND OTHER INSTITUTIONAL SOURCES OUTSIDE THE LOCAL CHURCH | TOTAL CHURCH INCOME |
| DISTRICT | 51 | 52a | 52b | 52c | 52d | 52e | 52f | 52g | 52t | 53a | 53b | 53c | 53d | 53t | 54a | 54b | 54c | 54t | 55 |
| East District | 3923 | 2870367 | 6090064 | 383221 | 185706 | 16310 | 169946 | 178758 | 9902372 | 779931 | 1891476 | 245748 | 74096 | 2991251 | 36307 | 35644 | 55970 | 127921 | 13021544 |
| Metro District | 21078 | 36990082 | 23466463 | 1657482 | 903919 | 56722 | 2713950 | 395001 | 69325919 | 13812994 | 2088367 | 2304589 | 1208821 | 19414771 | 19306 | 290999 | 370298 | 680603 | 89420993 |
| North Central District | 20588 | 33802975 | 19649745 | 1114080 | 47189 | 5063 | 1539729 | 725240 | 56894021 | 12094893 | 1269959 | 470655 | 1377639 | 15213196 | 0 | 155689 | 79012 | 234701 | 72331658 |
| Northwest District | 4973 | 3782464 | 7268048 | 395140 | 291226 | 47165 | 138593 | 331871 | 12255107 | 1154916 | 331266 | 1572957 | 164475 | 3223614 | 0 | 30000 | 53621 | 83621 | 15562042 |
| TOTAL 2018 | 50562 | 77445888 | 56484320 | 3550523 | 1428040 | 125260 | 4582218 | 4740870 | 14836719 | 27842724 | 5581688 | 4593049 | 2825031 | 40842772 | 55613 | 512332 | 558901 | 1126846 | 190336737 |
| TOTAL 2017 | 51170 | 75574269 | 53780825 | 3593281 | 1225973 | 32285 | 3787548 | 4289126 | 142383307 | 39522757 | 5072569 | 7042628 | 2949551 | 54587505 | 44466 | 451439 | 788950 | 1284755 | 198255567 |
| Incr/Dec 2018 over 2017 % of Increase/Decrease | -608 -1.19% | 17771619 2.34% | 2703495 5.03% | -42758 -1.19% | 202067 16.48% | 92975 287.98% | 804670 21.25% | 451744 10.33% | 5983912 4.20% | -11680033 -29.55% | 508499 10.02% | -2448679 -34.77% | -124520 -4.22% | -13744733 -25.18% | 11147 25.07% | 60893 13.49% | -229949 -29.15% | -157909 -12.29% | -7918830 -3.98% |