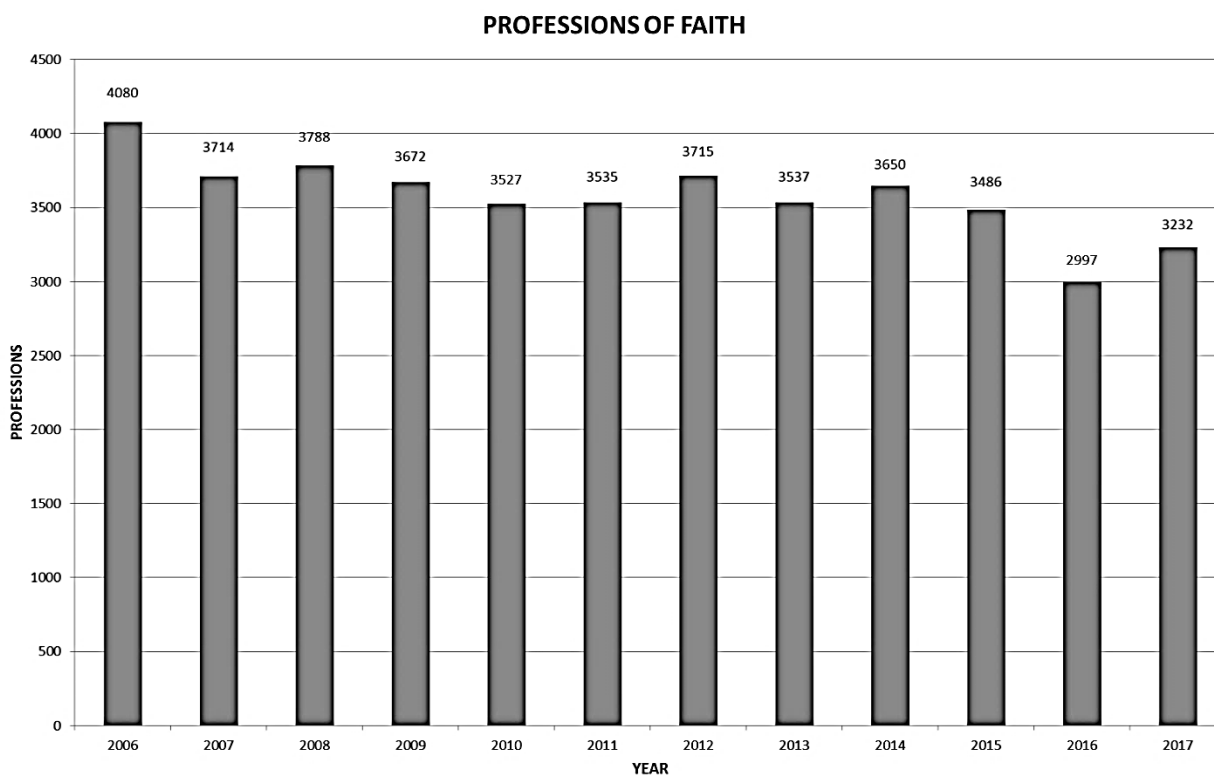
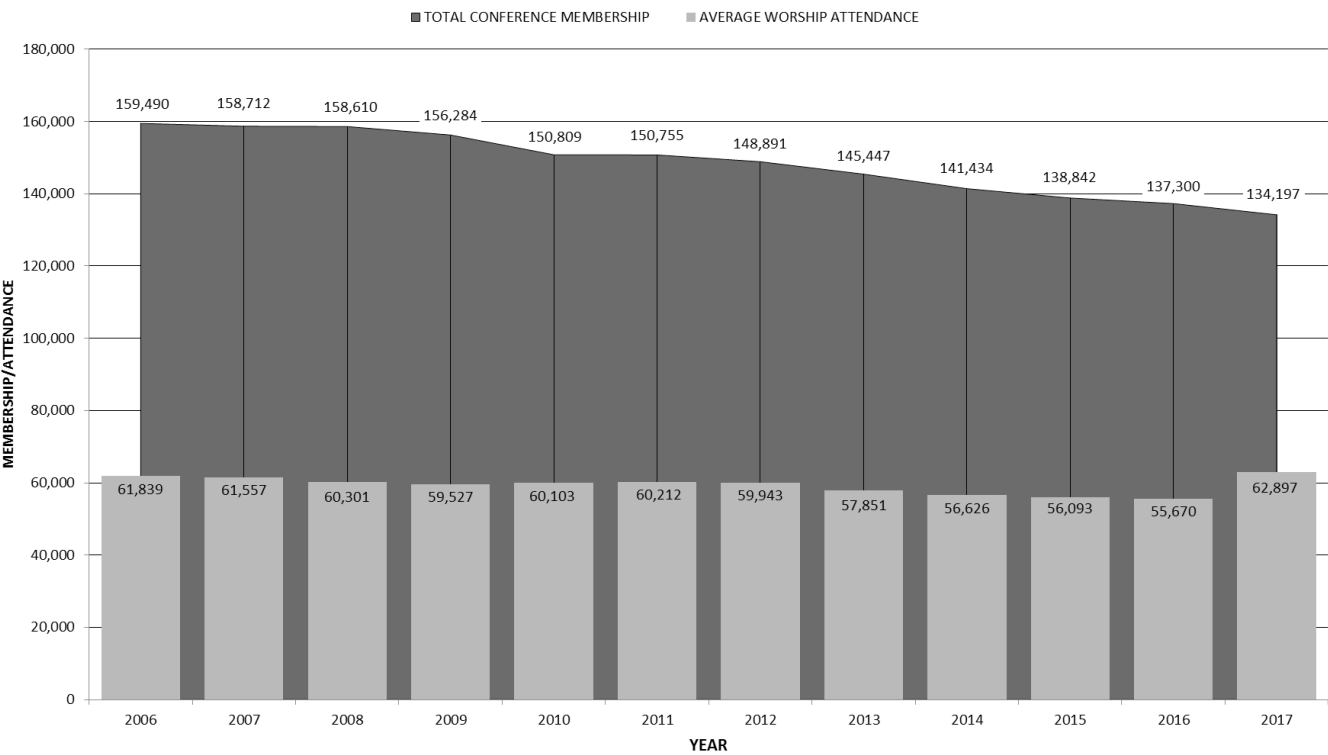


## XVI. REPORT OF CONFERENCE STATISTICIAN

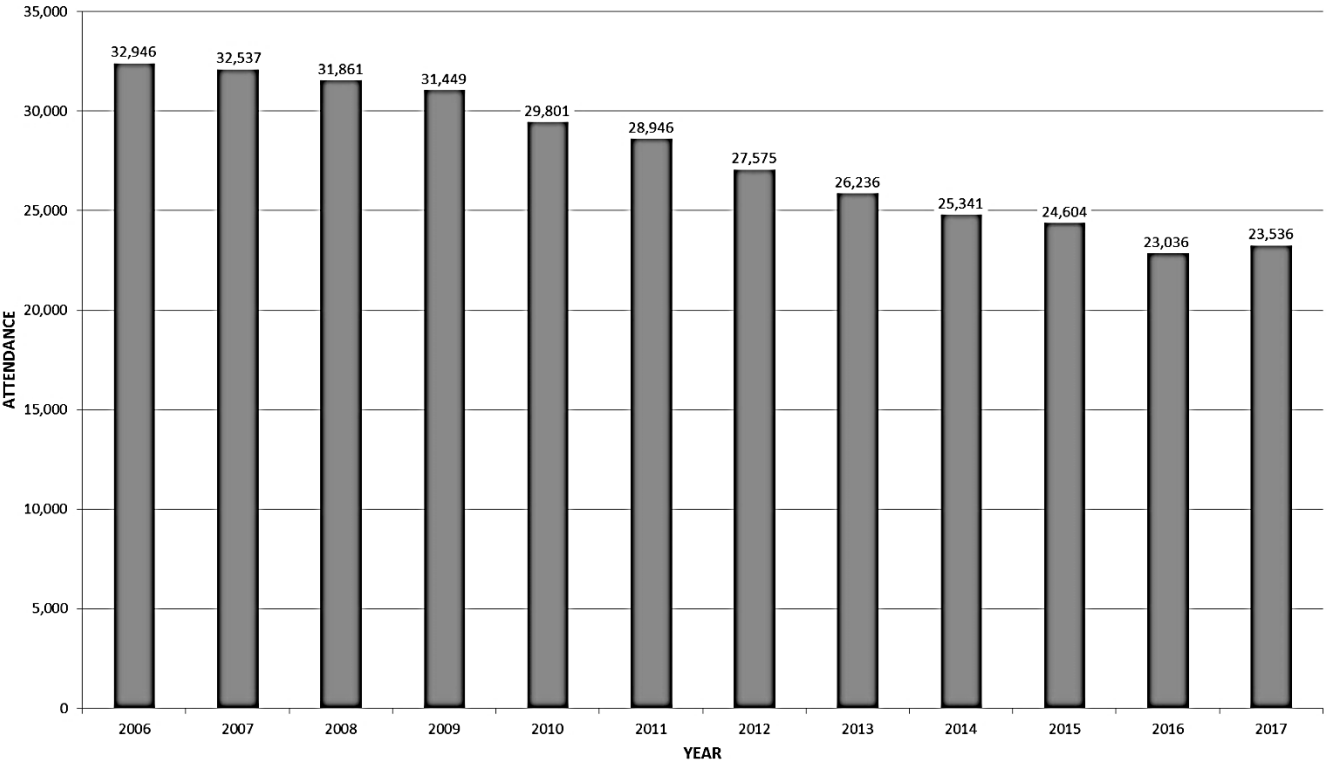
2017 NORTH TEXAS CONFERENCE STATISTICS AT-A-GLANCE	
Total Membership	134,197
Average Attendance	52,604
Average Attendance Online	10,293
Sunday School Attendance	23,536
Assets (Property and Liquid)	\$ 1,322,129,499
Debt	\$ 154,308,830
Programs/Operations	\$ 30,436,781
Clergy Costs	\$ 29,428,865
Staff Costs	\$ 43,449,720
Churches (reporting stats)	286
1000+ Churches (Membership)	29
999-500 Churches (Membership)	22
499-250 Churches (Membership)	46



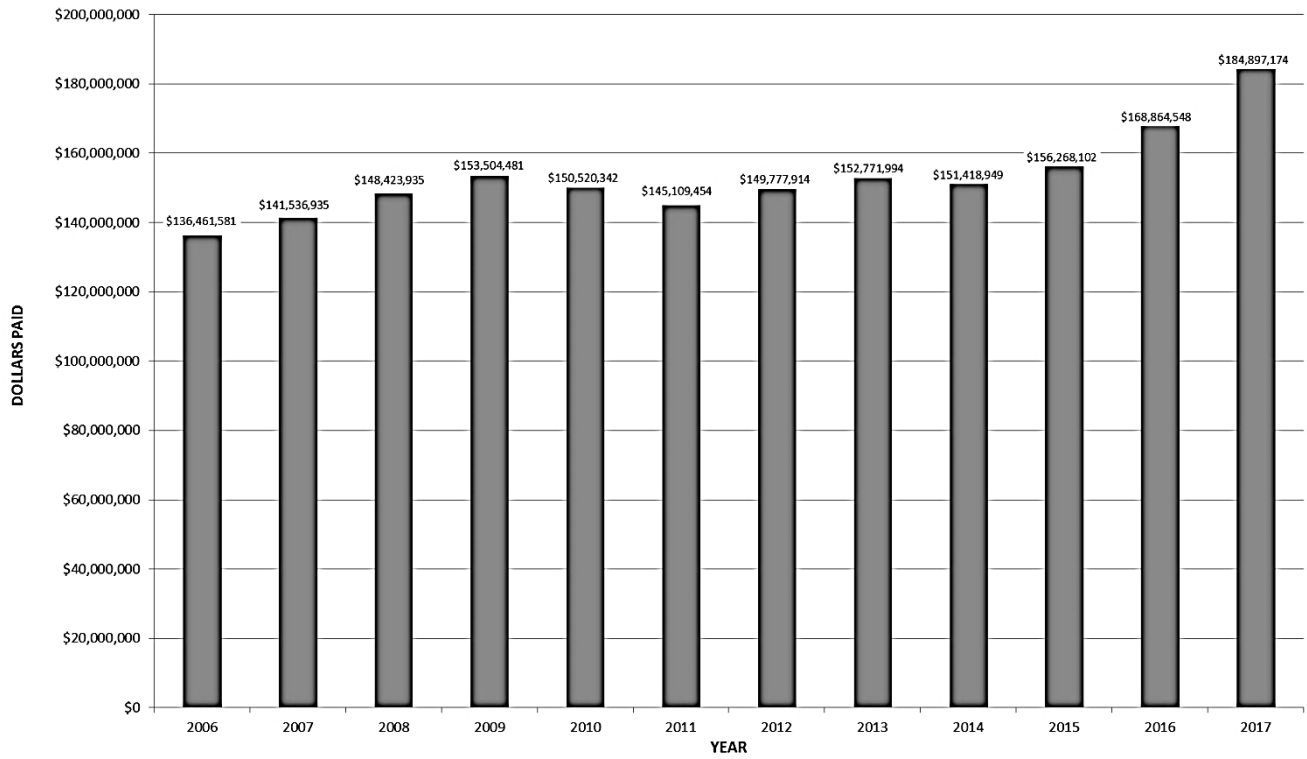
TOTAL CONFERENCE MEMBERSHIP AND AVERAGE WORSHIP ATTENDANCE



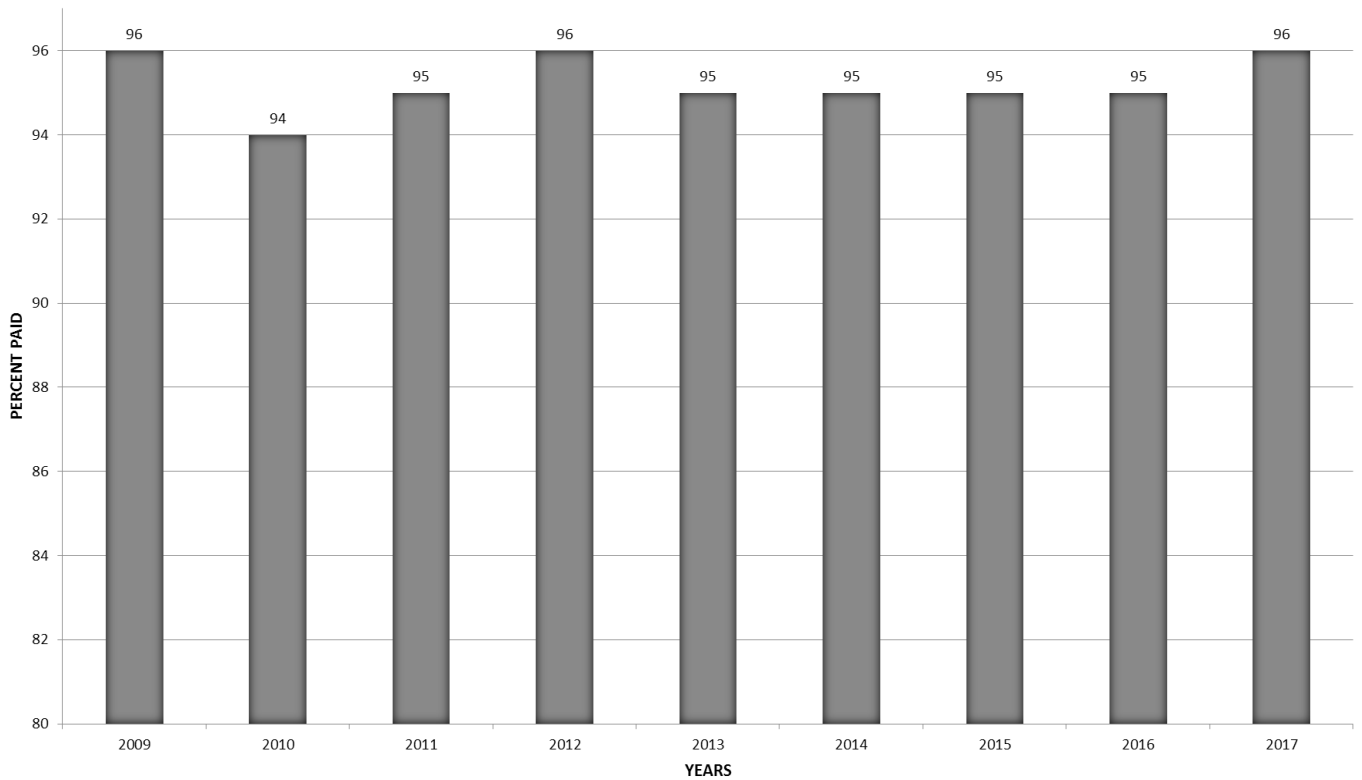
SUNDAY SCHOOL ATTENDANCE



### GRAND TOTAL PAID



### Apportionment Percentage



**2017 STATISTICS**  
**DISTRICT AND CONFERENCE TOTALS**

	<b>EAST</b>	<b>METRO</b>	<b>NO. CENTRAL</b>	<b>NORTHWEST</b>	<b>NTC TOTALS</b>
<b>Professing Membership</b>					
1-Total membership reported last year	10,278	56,938	56,984	13,100	137,300
2a-Rvd this year on Profession of Faith through Confirmation	48	563	701	120	1,432
2b-Rvd this year on Profession of Faith other than Confirmation	63	907	490	87	1,547
2c-Membership restored by Affirmation of Faith	10	52	162	29	253
2d-Added by Correction	90	115	37	112	354
2e-Transferred in from another United Methodist Church	104	596	1,007	182	1,889
2f-Rvd from a non-United Methodist Church	102	616	659	85	1,462
3a-Removed by Charge Conference Action	359	743	1,186	529	2,817
3b-Withdrawn from Professing Membership	56	2,289	764	71	3,180
3c-Removed by Correction	81	404	472	90	1,047
3d-Transferred out to another UMC	84	342	512	147	1,085
3e-Transferred out to a non-UMC	50	209	201	141	601
3f-Removed by death/deceased	207	567	295	241	1,310
4-TOTAL PROFESSING MEMBERS	9,858	55,233	56,610	12,496	134,197
<b>Membership Ethnicity</b>					
5a-Asian	28	2,219	733	16	2,996
5b-Black	227	7,276	540	126	8,169
5c-Hispanic/Latino	124	2,248	915	120	3,407
5d-Native American	21	47	36	21	125
5e-Pacific Islander	4	38	52	4	98
5f-White	9,403	43,085	54,058	12,151	118,697
5g-Multiracial	51	320	276	58	705
5-TOTAL MEMBERSHIP ETHNICITY	9,858	55,233	56,610	12,496	134,197
<b>Membership Gender</b>					
6a-Female	5,736	31,987	30,784	6,966	75,473
6b-Male	4,122	23,246	25,826	5,530	58,724
6-TOTAL MEMBERSHIP GENDER	9,858	55,233	56,610	12,496	134,197

**2017 STATISTICS  
DISTRICT AND CONFERENCE TOTALS**

	<b>EAST</b>	<b>METRO</b>	<b>NO. CENTRAL</b>	<b>NORTHWEST</b>	<b>NTC TOTALS</b>
<b>Church Membership</b>					
7-Average attendance at all weekly worship services	4,411	23,979	23,654	5,216	57,260
7a-Number of persons who worship online	5,700	2,254	2,150	189	10,293
8a-Number of persons baptized this year (0-12 years)	65	638	504	93	1,300
8b-Number of persons baptized this year (ages 13 or older)	41	170	210	51	472
8-TOTAL NUMBER OF PERSONS BAPTIZED THIS YR	106	808	714	144	1,772
9-Total Baptized Members who have not become Professing Members	864	6,497	10,195	1,082	18,638
10-Number of other constituents of the church	1,644	30,680	18,961	1,849	53,134
<b>Participants in Christian Formation Groups (CFG) including Sunday School</b>					
11a-Number of Children CFG participants and leaders (ages 0-11)	921	10,581	11,679	1,761	24,942
11b-Number of Youth CFG participants and leaders (ages 12-18)	644	4,719	6,597	908	12,868
11c-Number of Young Adult CFG participants and leaders (ages 19-30)	468	2,553	1,377	367	4,765
11d-Number of Other Adult CFG participants and leaders (ages 31+)	2,941	17,411	17,421	3,437	41,210
11-TOTAL CHRISTIAN FORMATION GROUP PARTICIPANTS	4,974	35,264	37,074	6,473	83,785
<b>Other Classes and Education</b>					
12-Total enrolled in confirmation preparation classes	65	917	880	129	1,991
13-Average weekly attendance (all ages) in Sunday Church School	2,016	8,926	10,148	2,446	23,536
14-Number of participants in Vacation Bible School	1,827	7,583	12,009	2,212	23,631

**2017 STATISTICS**  
**DISTRICT AND CONFERENCE TOTALS**

	<b>EAST</b>	<b>METRO</b>	<b>NO. CENTRAL</b>	<b>NORTHWEST</b>	<b>NTC TOTALS</b>
15-Number of ongoing Sunday Church School classes offered	241	845	956	302	2,344
16-Number of ongoing small groups, support groups, or classes offered (other than Sunday Church School)	154	1,161	1,015	251	2,581
17-Number of support groups or small groups offered for a short term only	99	560	683	139	1,481
18a-Membership in United Methodist Men	165	1,176	1,077	172	2,590
18b-Amount paid for projects (UMM)	7,364	42,137	199,958	14,620	264,079
19a-Membership in United Methodist Women	587	2,962	1,863	538	5,950
19b-Amount paid for local church & community work (UMW)	38,103	146,637	117,418	59,881	362,039
<b>Mission Engagement</b>					
20a-Number of UMWIM teams sent	7	24	45	16	92
20b-Number of persons sent out on UMWIM teams	49	375	782	110	1,316
21-Total number of community ministries for outreach, justice, and mercy	243	654	569	252	1,718
21a-Of the ministries counted in Line 21, how many focus on global/regional health?	34	116	146	50	346
21b-Of the ministries counted in Line 21, how many focus on engaging in ministry with the poor/socially marginalized?	128	472	358	185	1,143
22-Number of persons from your congregation serving in mission/community ministries	2,497	26,290	28,111	4,253	61,151
23-Number of persons served by community ministries for outreach, justice, and mercy	70,517	690,639	330,809	80,741	1,172,706
<b>Assets and Debts</b>					
24-Market value of church-owned land, buildings, vehicles and equipment	109,659,888	546,514,113	343,252,270	144,383,847	1,143,810,118
25-Market value of financial and other liquid assets	14,918,965	100,139,852	44,900,740	18,359,924	178,319,481
26-Debt secured by church physical assets	3,340,601	42,327,322	102,302,412	4,757,895	152,728,230
27-Other debt	54,300	411,165	1,112,802	2,333	1,580,600

**2017 STATISTICS**  
**DISTRICT AND CONFERENCE TOTALS**

	<b>EAST</b>	<b>METRO</b>	<b>NO. CENTRAL</b>	<b>NORTHWEST</b>	<b>NTC TOTALS</b>
<b>Benevolent Giving</b>					
28-Amount apportioned to the local church by the Conference	1,081,054	5,308,354	4,764,992	1,290,456	12,444,856
29-Amount paid to the Conference for all apportioned causes	1,065,083	5,094,755	4,611,329	1,290,456	12,061,623
30-General Advance Specials	33,255	122,287	173,861	33,933	363,336
31-World Service Specials	0	0	0	500	500
32-Annual Conference Advance Specials	4,118	34,351	7,497	14,169	60,135
33-Youth Service Fund	0	0	116	1,953	2,069
34-All other funds sent to Conference for connectional mission and ministry					
35-Total Annual Conference Special Sunday Offerings	38,932	144,360	162,561	104,069	449,922
36a-Human Relations Sunday	2,906	7,774	5,260	3,411	19,351
36b-UMCOR Sunday	88	659	398	271	1,416
36c-Peace with Justice Sunday	2,745	7,304	5,720	577	16,346
36d-Native American Ministries Sunday	50	435	1,036	152	1,673
36e-World Communion Sunday	150	531	177	352	1,210
36f-United Methodist Student Day	422	3,166	922	727	5,237
37-Total amount given directly to United Methodist causes (not sent to Conference)	50	637	177	98	962
38-Total amount given to non-United Methodist benevolent and charitable causes	46,519	1,570,316	1,536,495	57,920	3,211,250
<b>Ministerial Support</b>	769,680	8,166,154	4,615,965	601,590	14,153,389
39-Total paid for direct-billed clergy pension and other non-health benefits	206,105	915,826	784,863	275,482	2,182,276
40-Total paid for direct-billed clergy health benefits	261,259	1,098,262	962,809	352,375	2,674,705
41a-Base Compensation paid to Senior Pastor	1,678,003	4,038,738	3,353,742	1,984,651	11,055,134
41aa-Amount received from equitable compensation or other conference grants toward Senior Pastor's base compensation	32,656	56,310	18,000	0	106,966

**2017 STATISTICS**  
**DISTRICT AND CONFERENCE TOTALS**

	<b>EAST</b>	<b>METRO</b>	<b>NO. CENTRAL</b>	<b>NORTHWEST</b>	<b>NTC TOTALS</b>
41b-Base Compensation paid to all Associate Pastors	97,107	2,253,630	1,675,138	128,131	4,154,006
41bb-Amount received from conference grants toward Associate's base compensation	0	78,149	130,243	43,500	251,892
41c-Base compensation paid to Deacons	6,800	483,003	577,284	54,170	1,121,257
42a-Housing benefits paid to/for Senior Pastor	470,763	1,510,189	1,638,837	519,839	4,139,628
42b-Housing benefits paid to/for all Associate Pastors	74,213	916,367	916,437	54,865	1,961,882
42c-Housing benefits paid to/for any Deacons not included in 41a or 41b	6,800	251,388	345,017	20,400	623,605
43-Total amount paid to pastor, associates and deacons for accountable reimbursements	140,655	142,034	234,158	126,674	643,521
44-Total amount paid to pastor, associates and deacons for any other cash allowances (non-accountable)	51,465	113,230	222,862	126,436	513,993
<b>Local Church Expenditures</b>					
45-Total amount paid in salary and benefits for all other church staff and diaconal ministers	2,257,876	21,051,134	17,421,872	2,718,838	43,449,720
46-Total amount spent for local church program expenses	517,012	4,244,274	2,857,304	622,338	8,240,928
47-Total amount spent for other local church operating expenses	2,046,358	9,468,473	8,074,612	2,606,410	22,195,853
<b>Debt Payments and Building Improvements</b>					
48-Total amount paid for principal and interest on indebtedness, loans, mortgages, etc.	577,753	6,660,299	10,057,258	590,503	17,885,813
49-Total amount paid on capital expenditures for building, improvements, and major equipment purchases	1,590,213	17,047,301	13,388,090	1,680,830	33,706,434
50-TOTAL CHURCH EXPENSES	11,946,380	85,346,877	73,631,797	13,972,120	184,897,174
<b>Received for Annual Budget/Spending Plan</b>					
51-Number of giving units	4,034	21,052	21,125	4,959	51,170



**2017 STATISTICS**  
**DISTRICT AND CONFERENCE TOTALS**

	<b>EAST</b>	<b>METRO</b>	<b>NO. CENTRAL</b>	<b>NORTHWEST</b>	<b>NTC TOTALS</b>
52a-Amount received through pledges	2,900,133	34,735,972	34,559,342	3,478,822	75,674,269
52b-Amount received from non-pledging, but identified givers	6,023,284	21,299,523	19,124,167	7,333,851	53,780,825
52c-Amount received from unidentified givers	436,832	1,757,155	1,000,103	399,191	3,593,281
52d-Amount received from interest and dividends and/or transferred from liquid assets	96,236	835,350	108,310	186,077	1,225,973
52e-Amount received from sale of church assets for budget	9,345	17,264	2,375	3,301	32,285
52f-Amount received through building use fees, contributions, and rentals	129,725	2,128,915	1,391,837	137,071	3,787,548
52g-Amount received through fundraisers and other sources	280,930	2,328,771	1,230,901	448,524	4,289,126
52t-Total income for annual budget/spending plan	9,876,485	63,102,950	57,417,035	11,986,837	142,383,307
<b>Received for Capital Campaigns and other designated special projects</b>					
53a-Capital campaigns	1,294,874	23,984,082	13,437,834	805,967	39,522,757
53b-Memorials, endowments, and bequests	3,408,281	1,207,922	179,436	276,930	5,072,569
53c-Funds from other sources and projects, including sale of buildings	501,068	2,738,229	3,284,381	518,950	7,042,628
53d-Amount received for Special Sundays, General Advance Specials, World Service Specials, Conference Advance Specials and other forms of directed benevolent giving	161,783	1,313,259	1,271,182	203,327	2,949,551
53t-Total income for designated causes including capital campaign and other special projects	5,366,006	29,243,492	18,172,833	1,805,174	54,587,505
<b>Received from Connectional Funds or other external sources</b>					
pastor	32,656	11,810	0	0	44,466
54b-Advance Specials, apportioned and connectional funds received by church	46,312	94,006	286,049	25,072	451,439
sources	157,470	546,883	84,497	0	788,850
54t-Total income from connectional and other institutional sources outside the local church	236,438	652,699	370,546	25,072	1,284,755
<b>55-TOTAL CHURCH INCOME</b>	<b>15,478,929</b>	<b>92,999,141</b>	<b>75,960,414</b>	<b>13,817,083</b>	<b>198,255,567</b>

**STATISTICAL****TABLES****2017**

East District Table 1

CHURCH MEMBERSHIP																				
RECEIVED											REMOVED				MEMBERSHIP ETHNICITY					
	CHURCH NAME	PASTOR'S NAME	1	2a	2b	2c	2d	2e	2f	3a	3b	3c	3d	3e	3f	4	5a	5b	5c	5d
			Total Professing Members At Close Of Last Year	Received This Year On Profession Of Faith Through Confirmation	Received This Year On Profession Of Faith Other Than Confirmation	Membership Restored By Affirmation Of Faith	Previous Year's Reporting Errors -Added By Correction	Transferred In From Another United Methodist Church	Received From Other Non-United Methodist Churches	Removed By Charge Conference Action	Withdrawn From Professing Membership	Previous Year's Reporting Errors -Removed by Correction	Transferred Out To Other United Methodist Churches	Transferred Out To Non-United Methodist Church	Removed By Death/Deceased	TOTAL PROFESSING MEMBERS AT CLOSE OF THIS YEAR	Asian	Black	Hispanic/Latino	Native American
1	Aley	Eston Williams	59	0	1	0	0	0	2	0	2	0	4	11	1	44	0	1	2	0
2	Annona	Don C. Benton	19	0	0	0	0	0	0	0	0	0	0	0	1	19	0	0	0	0
3	Boxelder	Don C. Benton	29	0	1	0	2	1	0	0	0	0	2	1	0	30	0	0	0	0
4	Lone Star	Don C. Benton	22	0	0	0	0	0	0	0	0	0	0	0	1	21	0	0	0	0
5	Arbala	Daniel Lewis	26	0	0	0	0	0	0	0	0	0	0	0	0	26	0	0	0	0
6	Gafford Chapel	Daniel Lewis	60	0	0	0	0	0	0	0	0	0	0	2	0	58	0	0	0	0
7	Avery	Jack Cloyd	118	0	0	0	0	0	0	0	0	0	0	0	0	118	0	0	0	0
8	Williams Chapel	Jack Cloyd	41	0	0	0	0	0	2	0	0	0	0	0	0	43	0	0	0	0
9	Birbright	Paul M. Bailey	48	0	0	0	0	0	0	6	0	0	0	0	2	40	0	0	0	0
10	Blanton Chapel	David Riley	16	0	0	0	0	0	0	0	0	0	0	0	0	16	0	0	0	0
11	Blossom	Michael Wood	72	0	9	0	0	2	0	0	0	0	0	0	1	82	0	1	1	0
12	Shady Grove	Michael Wood	12	0	0	0	0	0	0	0	0	0	0	0	0	12	0	0	0	6
13	Bogata	Edward Lee	114	0	1	0	0	0	1	0	1	0	0	0	0	115	0	0	0	0
14	Bonham First	Dana Coker	305	0	1	0	0	1	4	0	0	0	1	3	7	300	0	1	0	0
15	Bonham Wesley	Rickey Robbins	31	0	0	0	0	0	0	0	0	0	0	0	0	31	0	0	0	0
16	Telephone	Rickey Robbins	13	0	0	0	0	0	0	0	0	0	0	0	0	13	0	0	0	1
17	Caddo Mills	Cathy Partridge	74	0	2	0	0	6	6	7	0	0	1	4	1	75	0	1	3	0
18	Campbell	Deana Lowe	22	0	0	0	2	0	0	0	0	3	0	0	0	21	0	0	2	0
19	Celeste	Ashley "Ash" Harmon	78	2	0	0	0	0	3	6	4	0	2	1	1	69	0	0	2	0
20	Kingston	Ashley "Ash" Harmon	32	0	0	0	0	0	0	0	0	0	2	0	0	30	0	0	0	0
21	Charleston	Janita Lyn Phillips	104	3	0	0	0	0	0	0	0	0	0	0	2	105	0	0	0	0
22	Clarksville McKenzie Mem.	Jerry Colgrove	133	0	1	0	0	0	2	0	0	0	0	0	5	131	0	0	1	0
23	Clarksville St. Paul	Evelyn Kelly	36	0	1	5	1	0	0	0	0	0	0	0	2	41	0	41	0	0
24	College Mound	Robert Williams	275	0	0	0	0	0	1	0	0	0	0	1	4	271	1	1	17	5
25	Commerce First	Gregory S. Neal	400	0	2	0	0	3	4	22	1	1	3	1	10	371	0	5	4	0

East District Table 1 (Continued)

CHURCH MEMBERSHIP																				
		RECEIVED							REMOVED							MEMBERSHIP ETHNICITY				
	CHURCH NAME	PASTOR'S NAME	1	2a	2b	2c	2d	2e	2f	3a	3b	3c	3d	3e	3f	4	5a	5b	5c	5d
			Total Professing Members At Close Of Last Year	Received This Year On Profession Of Faith Through Confirmation	Received This Year On Profession Of Faith Other Than Confirmation	Membership Restored By Affirmation Of Faith	Previous Year's Reporting Errors -Added By Correction	Transferred In From Another United Methodist Church	Received From Other Non-United Methodist Churches	Removed By Charge Conference Action	Withdrawn From Professing Membership	Previous Year's Reporting Errors -Removed by Correction	Transferred Out To Other United Methodist Churches	Transferred Out To Non-United Methodist Church	Removed By Death/Deceased	TOTAL PROFESSING MEMBERS AT CLOSE OF THIS YEAR	Asian	Black	Hispanic/Latino	Native American
26	Como	Beverly Olsen	73	0	0	0	0	0	0	0	0	0	0	0	1	72	0	0	2	0
27	Pine Forest	Beverly Olsen	17	0	0	0	0	0	0	0	0	0	0	0	1	16	0	0	0	0
28	Cooper	Mark T. Moore	123	0	0	0	0	0	0	27	0	0	0	4	3	89	0	0	0	0
29	Crandall	James Wilkins	52	2	0	0	0	1	0	0	0	0	0	0	0	55	0	0	2	0
30	Cumby	Duncan Graham	46	0	4	0	0	0	0	0	0	0	0	0	1	49	0	0	0	0
31	Cuthand	John Purviance	243	0	8	0	0	0	7	0	0	0	0	0	2	256	0	1	4	0
32	Deport	Susan Leddy	80	0	0	0	0	0	0	0	0	16	1	0	1	62	0	0	2	0
33	Detroit Martin Memorial	Mona Millard	37	0	0	0	0	0	0	0	0	0	0	2	1	34	0	0	0	0
34	Woodland	Mona Millard	34	0	0	0	0	0	0	0	0	0	0	0	0	34	0	0	0	0
35	Ector	Dee Morton	76	0	0	0	0	0	1	0	0	0	0	0	2	75	0	1	2	0
36	Mulberry	Dee Morton	19	0	0	0	0	0	0	0	0	0	0	0	0	19	0	0	2	0
37	Enloe	Stacey Smith	50	0	0	0	0	0	0	0	0	0	0	0	0	50	0	0	0	0
38	Ben Franklin	Stacey Smith	16	0	0	0	0	0	0	0	0	0	0	0	2	14	0	0	0	0
39	Kavanaugh	John Kay	194	0	5	0	0	1	0	0	0	0	4	1	12	183	0	0	4	0
40	Salem-Kinser	Michael Langdon	121	0	0	0	0	0	1	0	0	0	0	0	6	116	0	0	1	0
41	Floyd	Michael Langdon	11	0	0	0	0	0	0	0	0	0	0	0	0	11	0	0	2	1
42	Greenville Wesley	Christopher Yost	704	3	1	1	0	13	5	0	0	1	12	2	12	700	5	4	15	2
43	Westview	Dylan Lee	59	0	0	0	1	2	0	0	0	0	0	0	2	60	2	0	0	0
44	Grove Hill	Jim McIntire	13	0	0	0	0	0	0	0	0	0	0	0	0	13	0	0	1	0
45	Honey Grove McKenzie	Vivian Crowson	117	0	0	0	0	3	0	0	0	0	0	0	4	116	0	0	0	0
46	Forest Hill	Vivian Crowson	25	0	0	0	0	0	0	0	0	0	0	0	0	25	0	0	1	0
47	Kaufman	Elizabeth Kellner	347	3	2	0	0	2	0	0	0	0	0	0	7	347	0	0	0	0
48	Kemp	David Sprattley	77	0	2	0	0	1	9	0	0	0	0	0	1	88	0	0	0	0
49	Becker	David Sprattley	39	0	0	0	0	1	2	0	0	0	0	0	0	42	0	0	0	0
50	Ladonia	Michael Rowe	35	0	0	0	0	0	0	0	0	0	0	0	0	35	0	0	0	0

East District Table 1 (Continued)

CHURCH MEMBERSHIP																				
		RECEIVED							REMOVED					TOTAL PROFESSING MEMBERS AT CLOSE OF THIS YEAR	MEMBERSHIP ETHNICITY					
	CHURCH NAME	PASTOR'S NAME	1	2a	2b	2c	2d	2e	2f	3a	3b	3c	3d	3e	3f	4	5a	5b	5c	5d
51	Pecan Gap	Michael Rowe	52	0	0	0	0	0	2		0	0	0	0	0	54	3	0	0	5d
52	Leonard	Joe D Gist	213	0	0	0	0	0	3	0	0	0	0	0	1	215	0	1	0	152
53	Lone Oak	Susan Gross	53	0	0	0	0	0	0	0	2	0	0	0	2	49	0	0	0	053
54	Mabank	Dana Norton	305	4	3	0	28	4	5	0	0	0	1	4	6	338	1	2	24	054
55	Miller Grove	Howard Strickland	57	0	0	0	0	0	0	0	0	0	0	0	2	55	0	0	0	055
56	Mt. Vernon First	Stephen Cotten	405	0	3	0	3	7	2	0	0	0	5	2	12	401	0	2	3	256
57	Old Saltillo	Stephen Cotten	14	0	0	0	0	6	0	0	2	0	0	0	0	18	0	0	0	057
58	Belk	Mark Hutchison	39	0	0	0	0	0	0	0	0	0	0	0	0	39	0	0	0	058
59	Chicota	Mark Hutchison	11	0	0	0	0	0	0	0	0	0	0	0	0	11	0	0	0	059
60	Powderly First	Mark Hutchison	109	0	0	0	0	4	0	0	0	0	0	0	3	110	0	0	0	060
61	Mount Tabor-Summer	Mark Hutchison	15	0	0	0	0	0	0	0	0	0	0	0	0	15	0	0	0	061
62	Oak Grove: Wilson Chapel	Steve W. Gibbs	21	0	0	0	0	0	0	0	0	0	2	0	1	18	0	0	0	062
63	Rosser First	Steve W. Gibbs	32	0	0	0	0	0	0	0	0	0	0	0	0	32	0	0	0	063
64	Calvary	Timothy E Marks	457	0	1	0	0	3	1	19	0	0	4	0	7	432	1	1	0	064
65	Paris First	Rob Spencer	830	7	1	2	0	8	19	0	0	40	1	0	5	821	0	0	0	165
66	Connections	Rob Spencer	0	0	0	0	40	0	2	0	0	0	2	0	0	40	4	4	3	066
67	Party Barn Church	Rob Spencer	0	0	0	0	0	0	0	0	0	0	0	0	0	0	0	0	0	067
68	Mt. Zion	Eddie Jean Adams	126	0	0	0	0	0	0	0	0	0	1	0	6	119	0	119	0	068
69	Pickton	Henry Suche	64	4	2	0	0	0	1	0	0	0	0	0	0	71	0	0	0	069
70	Poetry	David Owsley	40	0	1	0	0	0	0	0	0	0	8	0	4	29	0	0	0	070
71	Quinlan First	Eric Rothe	206	0	9	0	0	2	7	0	0	0	0	1	5	218	2	0	4	271
72	Roxton	Edrue Dodd	71	0	0	0	9	0	0	0	0	0	0	1	5	74	0	0	0	072
73	Oak Park	Edrue Dodd	70	0	0	0	0	0	0	0	0	0	0	0	1	69	0	1	0	073
74	Sulphur Springs First	Peter Adrian	987	9	1	0	0	11	6	236	0	5	6	5	13	749	5	5	4	074
75	Sulphur Bluff	Peter Adrian	44	0	0	0	0	0	0	0	0	14	0	0	3	27	1	0	0	075

**East District Table 1 (Continued)**

CHURCH MEMBERSHIP																				
		RECEIVED							REMOVED					MEMBERSHIP ETHNICITY						
			Total Professing Members At Close Of Last Year	2a	Received This Year On Profession Of Faith Other Than Confirmation	Membership Restored By Affirmation Of Faith	Previous Year's Reporting Errors -Added By Correction	Transferred In From Another United Methodist Church	Received From Other Non-United Methodist Churches	Removed By Charge Conference Action	Withdrawn From Professing Membership	Previous Year's Reporting Errors -Removed by Correction	Transferred Out To Other United Methodist Churches	Transferred Out To Non-United Methodist Church	Removed By Death/Deceased	TOTAL PROFESSING MEMBERS AT CLOSE OF THIS YEAR	Asian	Black	Hispanic/Latino	Native American
	CHURCH NAME	PASTOR'S NAME	1	31	0	0	0	2	2	0	0	3c	3d	3e	3f	4	5a	5b	5c	5d
76	Tira	Peter Adrian		0	0	0	0	2	2	0	0	1	2	0	4	28	0	0	0	0
77	Sulphur Springs: Wesley	Steven B. Cook		0	0	0	3	0	0	22	0	0	1	0	5	136	0	1	4	0
78	Terrell First	Peter McNabb		2	1	0	0	12	0	0	0	0	2	0	6	423	3	1	1	0
79	Terrell Warren Chapel	Doris L. Smith		0	0	0	0	0	0	0	0	0	0	0	0	28	0	28	0	0
80	Trenton	Kathy McLean-Davis		0	0	0	0	0	0	0	0	0	0	0	0	124	0	0	3	0
81	Virginia Point	Louella Williams		2	0	0	1	1	0	0	0	0	0	0	0	78	0	0	0	0
82	Windom	Steven Knox		0	0	0	0	1	0	0	0	0	1	0	1	16	0	0	0	0
83	Lanlius	Steven Knox		0	0	0	0	0	0	0	0	0	0	0	0	12	0	0	0	0
84	Winnboro First	Debra Lyons		0	0	0	0	1	0	14	44	0	3	2	10	169	0	1	0	0
85	Tinney Chapel	Chauncey Nealy		0	0	0	2	4	2	0	0	0	2	2	3	75	0	0	5	0
86	Wolfe City First	Phillip Clay		7	0	0	0	0	0	0	0	0	0	0	6	122	0	4	3	0
87	Caney	Closed		0	0	0	0	0	0	0	0	0	11	0	0	0	0	0	0	0
88	EAST DISTRICT	Victor Casad		0	0	0	0	0	0	0	0	0	0	0	0	0	0	0	0	0
	TOTAL 2017			48	63	10	90	104	102	359	56	81	84	50	207	9858	28	227	124	21
	TOTAL 2016			0	115	10	11	117	110	194	156	22	105	139	179	10278	25	222	114	23
Inc/Dec 2017 over 2016			-432	48	-52	0	79	-13	-8	165	-100	59	-21	-89	28	420	3	5	10	-2

East District Table 2

CHRISTIAN FORMATION GROUPS (CFG)																		
TOTAL CHRISTIAN FORMATION GROUP PARTICIPANTS																		
Number Of Other Adult CFG Participants And Leaders (Ages 31+)																		
Number Of Young Adults CFG Participants And Leaders (Ages 19-30)																		
Number Of Youth CFG Participants And Leaders (Ages 12-18)																		
Number Of Children CFG Participants And Leaders (Ages 0-11)																		
Number Of Other Constituents																		
Total Baptized Members Who Have Not Become Professing Members																		
TOTAL NUMBER OF PERSONS BAPTIZED THIS YEAR																		
Number Of Persons Baptized This Year (13 Yrs-Older)																		
Number Of Persons Baptized This Year (0-12 Yrs)																		
Number Of Persons Who Worship Online																		
Avg Attendance At All Weekly Worship Services																		
MEMBERSHIP GENDER																		
TOTAL MEMBERSHIP GENDER																		
Male																		
Female																		
MEMBERSHIP ETHNICITY																		
TOTAL MEMBERSHIP ETHNICITY																		
Multi-Racial																		
White																		
Pacific Islander																		

CHURCH NAME	5e	5f	5g	5	6a	6b	6	7	7a	8a	8b	8	9	10	11a	11b	11c	11d	11
1 Aley	0	41	0	44	25	19	44	57	14	0	0	0	0	0	0	0	0	14	14
2 Annona	0	19	0	19	13	6	19	10	0	0	0	0	0	3	0	0	0	6	6
3 Boxelder	0	30	0	30	19	11	30	14	0	1	1	2	1	4	0	0	0	4	4
4 Lone Star	0	21	0	21	12	9	21	6	0	0	0	0	0	0	0	0	0	6	6
5 Arbala	0	26	0	26	14	12	26	20	0	0	0	0	0	12	0	0	0	5	5
6 Gafford Chapel	0	58	0	58	34	24	58	40	0	0	0	0	23	12	24	18	12	20	74
7 Avery	0	110	8	118	62	56	118	55	0	0	0	0	24	40	22	6	6	34	68
8 Williams Chapel	0	43	0	43	23	20	43	26	0	0	0	0	0	4	10	0	0	13	23
9 Birthright	0	40	0	40	25	15	40	14	0	0	0	0	0	0	0	0	0	14	14
10 Blanton Chapel	0	16	0	16	12	4	16	10	0	0	0	0	0	0	0	0	0	16	16
11 Blossom	0	78	2	82	44	38	82	35	0	1	0	1	0	12	8	0	1	16	25
12 Shady Grove	0	6	0	12	5	7	12	8	0	0	0	0	5	2	3	0	3	0	6
13 Bogata	0	112	3	115	80	35	115	50	0	0	1	1	0	5	10	6	0	40	56
14 Bonham First	0	299	0	300	168	132	300	138	0	4	1	5	20	20	18	8	5	90	121
15 Bonham Wesley	0	31	0	31	19	12	31	18	0	0	0	0	0	0	7	1	0	0	8
16 Telephone	0	12	0	13	9	4	13	7	0	0	0	0	0	0	0	0	0	6	6
17 Caddo Mills	0	71	0	75	45	30	75	64	0	10	1	11	34	51	41	8	0	28	77
18 Campbell	0	19	0	21	12	9	21	5	0	0	0	0	0	0	0	0	0	0	0
19 Celeste	0	67	0	69	40	29	69	40	0	0	2	2	0	7	6	16	0	20	42
20 Kingston	0	30	0	30	16	14	30	20	0	0	0	0	6	10	0	4	0	2	6
21 Charleston	0	105	0	105	55	50	105	50	0	0	3	3	12	35	6	10	0	25	41
22 Clarksville McKenzie Mem.	0	130	0	131	74	57	131	61	0	0	1	1	0	4	0	1	0	47	48
23 Clarksville St. Paul	0	0	0	41	21	20	41	29	0	2	1	3	2	4	8	2	2	13	25
24 College Mound	0	243	4	271	150	121	271	79	0	5	0	5	5	46	18	8	7	68	101
25 Commerce First	0	362	0	371	202	169	371	139	5637	1	0	1	32	25	98	12	209	79	398

East District Table 2 (Continued)

CHURCH NAME	CHURCH MEMBERSHIP										CHRISTIAN FORMATION GROUPS (CFG)				
	MEMBERSHIP ETHNICITY					MEMBERSHIP GENDER					11a	11b	11c	11d	11
	Pacific Islander	White	Multi-Racial	TOTAL MEMBERSHIP ETHNICITY	Female	Male	TOTAL MEMBERSHIP GENDER	Avg Attendance At All Weekly Worship Services	Number Of Persons Who Worship Online	Number Of Persons Baptized This Year (0-12 Yrs)	Number Of Persons Baptized This Year (13 Yrs-Older)	TOTAL NUMBER OF PERSONS BAPTIZED THIS YEAR	Total Baptized Members Who Have Not Become Professing Members	Number Of Other Constituents	
	5e	5f	5g	5	6a	6b	6	7	7a	8a	8b	8	9	10	
26 Como	0	70	0	72	42	30	72	37	0	1	0	1	1	0	33
27 Pine Forest	0	16	0	16	9	7	16	14	0	0	0	0	0	0	26
28 Cooper	0	89	0	89	48	41	89	35	0	0	0	0	15	6	8
29 Crandall	0	53	0	55	30	25	55	20	0	0	0	0	7	10	47
30 Cumby	0	49	0	49	35	14	49	23	0	1	2	3	0	0	28
31 Cuthand	0	251	0	256	135	121	256	208	0	6	4	10	35	65	20
32 Deport	0	60	0	62	33	29	62	23	0	0	0	0	0	0	31
33 Detroit Martin Memorial	0	34	0	34	25	9	34	15	0	0	0	0	6	2	9
34 Woodland	0	34	0	34	23	11	34	20	0	0	0	0	0	0	32
35 Ector	0	72	0	75	48	27	75	29	0	0	0	0	0	14	7
36 Mulberry	0	17	0	19	12	7	19	10	0	0	0	0	0	2	33
37 Enloe	0	50	0	50	24	26	50	32	0	0	0	0	0	0	11
38 Ben Franklin	0	14	0	14	6	8	14	10	0	0	0	0	0	0	36
39 Kavanaugh	0	179	0	183	107	76	183	90	0	1	1	2	59	18	4
40 Salem-Kinser	1	114	0	116	85	31	116	35	0	1	0	1	2	6	38
41 Floyd	0	8	0	11	8	3	11	7	0	0	0	0	0	1	109
42 Greenville Wesley	3	671	0	700	420	280	700	328	4	2	1	3	105	50	23
43 Westview	0	56	2	60	42	18	60	50	0	0	0	0	0	18	41
44 Grove Hill	0	12	0	13	5	8	13	8	0	0	0	0	0	0	42
45 Honey Grove McKenzie	0	112	4	116	61	55	116	47	0	1	1	2	22	32	0
46 Forest Hill	0	23	1	25	16	9	25	15	0	0	0	0	1	13	52
47 Kaufman	0	340	7	347	229	118	347	92	0	0	3	3	3	38	45
48 Kemp	0	88	0	88	50	38	88	41	0	0	0	0	27	27	9
49 Becker	0	42	0	42	22	20	42	20	0	0	0	0	0	14	47
50 Ladonia	0	35	0	35	22	13	35	15	0	0	0	0	0	0	48



East District Table 2 (Continued)

CHURCH MEMBERSHIP																		
	MEMBERSHIP ETHNICITY				MEMBERSHIP GENDER			7	Avg Attendance At All Weekly Worship Services	7a	8a	8b	Number Of Persons Baptized This Year (13 Yrs-Older)	TOTAL NUMBER OF PERSONS BAPTIZED THIS YEAR	9	Total Baptized Members Who Have Not Become Professing Members	10	Number Of Other Constituents
	5e	5f	5g	5	6a	6b	6											
CHURCH NAME	5e	5f	5g	5	6a	6b	6							8	9		10	

East District Table 2 (Continued)

		CHURCH MEMBERSHIP										CHRISTIAN FORMATION GROUPS (CFG)									
		MEMBERSHIP ETHNICITY					MEMBERSHIP GENDER														
		Pacific Islander	White	Multi-Racial	TOTAL MEMBERSHIP ETHNICITY	Female	Male	TOTAL MEMBERSHIP GENDER	Avg Attendance At All Weekly Worship Services	Number Of Persons Who Worship Online	Number Of Persons Baptized This Year (0-12 Yrs)	Number Of Persons Baptized This Year (13 Yrs-Older)	TOTAL NUMBER OF PERSONS BAPTIZED THIS YEAR	Total Baptized Members Who Have Not Become Professing Members	Number Of Other Constituents	Number Of Children CFG Participants And Leaders (Ages 0-11)	Number Of Youth CFG Participants And Leaders (Ages 12-18)	Number Of Young Adults CFG Participants And Leaders (Ages 19-30)	Number Of Other Adult CFG Participants And Leaders (Ages 31+)	TOTAL CHRISTIAN FORMATION GROUP PARTICIPANTS	
	CHURCH NAME	5e	5f	5g	5	6a	6b	6	7	7a	8a	8b	8	9	10	11a	11b	11c	11d	11	
76	Tra	0	28	0	28	15	13	28	13	0	0	0	0	14	0	0	0	0	7	7	
77	Sulphur Springs: Wesley	0	131	0	136	83	53	136	103	0	3	3	3	3	17	27	18	0	80	125	
78	Terrell First	0	415	3	423	244	179	423	93	0	1	0	1	77	108	9	8	13	104	134	
79	Terrell Warren Chapel	0	0	0	28	20	8	28	17	0	0	0	0	0	10	3	1	3	8	15	
80	Trenton	0	120	1	124	74	50	124	70	22	1	0	1	29	28	11	15	2	47	75	
81	Virginia Point	0	78	0	78	42	36	78	35	0	2	0	2	0	22	3	5	0	11	19	
82	Windom	0	16	0	16	11	5	16	13	0	0	0	0	0	3	0	0	0	6	6	
83	Lanius	0	12	0	12	7	5	12	7	0	0	0	0	0	0	0	0	0	6	6	
84	Wimnsboro First	0	168	0	169	99	70	169	89	13	0	0	0	20	19	3	0	2	63	68	
85	Tinney Chapel	0	56	14	75	45	30	75	52	0	0	1	1	0	13	2	6	0	44	52	
86	Wolfe City First	0	115	0	122	74	48	122	46	0	0	0	0	0	72	4	7	5	15	31	
87	Caney	0	0	0	0	0	0	0	0	0	0	0	0	0	0	0	0	0	0	0	
88	EAST DISTRICT	0	0	0	0	0	0	0	0	0	0	0	0	0	0	0	0	0	0	0	
	TOTAL 2017	4	9403	51	9858	5736	4122	9858	4411	5700	65	41	106	864	1644	921	644	468	2941	4974	
	TOTAL 2016	1	9850	43	10278	6026	4252	10278	4569	0	86	39	125	873	1807	1073	626	435	3278	5412	
	Inc/Dec 2017 over 2016	3	-447	8	-420	-290	-130	-420	-158	5700	-21	2	-19	-9	-163	-152	18	33	-337	-438	

East District Table 3

	CHRISTIAN FORMATION GROUPS (CFG) INCLUDING SUNDAY SCHOOL						UMM		UMW		MISSION ENGAGEMENT						ASSETS AND DEBT			
		Total Enrolled In Confirmation Preparation Classes This Year	Avg Weekly Attendance (all ages) In Sunday School Or Other Weekly Education Classes	Participants In Vacation Bible School	Number Of Ongoing Sunday Church School Classes Offered	Number Of Ongoing Small Groups, Support Groups, Or Classes Offered (Other Than Sunday Church School)	Number Of Support Groups Or Small Groups Offered Short Term	18a	18b	19a	19b	20a	20b	21	21a	21b	22	23	24	25
CHURCH NAME		12	13	14	15	16	17													
1 Aley		0	14	0	1	0	1	0	0	14	2263	0	0	0	0	0	16	800	406200	35480
2 Annona		0	5	0	1	1	0	0	0	0	0	0	0	1	0	0	6	50	617327	15618
3 Boxelder		0	3	0	1	0	0	0	0	0	0	0	0	1	0	0	5	75	419091	23676
4 Lone Star		0	6	0	1	0	0	0	0	0	0	0	0	1	0	0	10	50	82000	72692
5 Arbal		0	0	0	0	1	0	0	0	0	0	0	0	0	0	0	0	0	96830	104639
6 Gafford Chapel		0	40	0	4	1	0	0	0	0	0	0	0	0	0	0	25	70	664500	36786
7 Avery		0	30	58	5	0	0	0	0	0	0	0	0	7	0	0	16	487	951577	71137
8 Williams Chapel		0	20	6	2	0	0	0	0	0	0	0	0	2	0	1	23	115	74873	93425
9 Birthright		0	14	0	2	1	1	0	0	0	0	0	0	0	0	0	6	520	403800	16520
10 Blanton Chapel		0	10	0	2	0	0	0	0	0	0	0	0	0	0	0	0	0	120000	3004
11 Blossom		0	0	22	0	0	0	0	0	0	0	0	0	3	0	1	25	3000	408000	24229
12 Shady Grove		0	0	0	0	0	0	0	0	0	0	0	0	1	0	1	7	1500	270000	9542
13 Bogata		0	12	40	2	2	2	20	1050	20	5344	0	0	2	0	2	15	900	993818	35565
14 Bonham First		0	89	20	11	7	0	0	0	30	1495	0	0	6	0	6	86	201	2567780	43228
15 Bonham Wesley		0	8	8	0	1	0	0	0	0	0	0	0	1	0	0	3	8	414430	7500
16 Telephone		0	6	0	1	0	0	0	0	0	0	0	0	0	0	0	0	0	150000	9003
17 Caddo Mills		4	27	48	3	2	2	0	0	0	0	0	0	3	0	2	65	153	525000	94000
18 Campbell		0	0	0	0	0	0	0	0	0	0	0	0	0	0	0	0	0	224826	6126
19 Celeste		2	26	20	2	5	0	4	0	23	700	0	0	4	2	3	16	240	500000	80083
20 Kingston		0	6	30	1	2	0	5	300	2	0	0	0	4	1	3	6	300	239769	7939
21 Charleston		0	6	18	1	1	0	0	0	5	340	0	0	0	0	0	23	380	85000	33606
22 Clarksville McKenzie Mem.		0	30	0	3	0	0	0	0	0	0	0	0	3	1	3	22	800	2163188	80705
23 Clarksville St. Paul		0	8	50	2	2	1	6	0	14	50	0	0	3	0	2	14	30	145000	11200
24 College Mound		0	43	40	6	4	4	0	0	27	1100	3	14	13	1	2	33	2280	1744418	117277
25 Commerce First		0	44	60	6	8	2	0	0	8	1058	0	0	10	2	8	415	1930	7468540	2684606

East District Table 3 (Continued)

		CHRISTIAN FORMATION GROUPS (CFG) INCLUDING SUNDAY SCHOOL						UMM		UMW		MISSION ENGAGEMENT						ASSETS AND DEBT			
	CHURCH NAME	12	13	14	15	16	17	18a	18b	19a	19b	20a	20b	21	21a	21b	22	23	24	25	26
26	Como	0	23	25	5	0	1	0	0	0	0	0	0	1	0	0	6	45	726549	230242	26
27	Pine Forest	0	8	0	1	0	0	0	0	0	0	0	0	1	0	1	9	475	85000	41229	27
28	Cooper	0	30	0	4	2	1	0	0	13	189	0	0	2	0	2	30	2100	150000	31321	28
29	Crandall	3	6	16	2	1	0	7	0	7	0	0	0	1	0	0	5	8613	40000	5200	29
30	Cumby	0	3	25	1	0	0	0	0	0	0	0	0	5	0	5	6	250	396601	36008	30
31	Cuthand	0	63	185	9	3	2	0	0	0	0	0	0	0	0	0	30	235	588000	90763	31
32	Deport	0	7	0	1	1	0	0	0	12	27	0	0	2	0	2	15	1000	762027	30166	32
33	Detroit Martin Memorial	0	4	0	1	1	0	0	0	0	0	0	0	1	0	1	5	30	450000	67238	33
34	Woodland	0	15	0	2	1	0	0	0	0	0	0	0	3	0	3	10	30	155000	13158	34
35	Ector	0	9	21	2	3	1	0	0	12	1300	0	0	3	1	2	18	600	480000	58394	35
36	Mulberry	0	4	0	1	1	1	0	0	0	0	0	0	2	0	2	8	500	200000	27134	36
37	Enloe	0	30	0	2	0	0	0	0	10	0	0	0	0	0	0	0	0	187000	12824	37
38	Ben Franklin	0	0	0	0	0	0	0	0	0	0	0	0	0	0	0	0	0	150000	625	38
39	Kavanaugh	1	55	20	6	6	3	0	0	0	0	0	0	3	0	3	60	250	562647	814067	39
40	Salem-Kinser	0	22	0	2	2	0	0	0	0	0	0	0	0	0	0	0	0	1784861	87749	40
41	Floyd	0	0	0	0	0	0	0	0	0	0	0	0	0	0	0	0	0	149048	34448	41
42	Greenville Wesley	3	145	72	12	11	7	0	0	15	3750	0	0	21	3	13	201	3125	10404999	275809	42
43	Westview	0	27	29	3	1	0	0	0	0	0	0	0	2	0	2	25	150	1863556	47378	43
44	Grove Hill	0	0	0	0	0	0	0	0	0	0	0	0	0	0	0	0	0	363225	37671	44
45	Honey Grove McKenzie	0	20	10	3	2	3	0	0	29	2332	0	0	1	0	0	10	50	1389079	338639	45
46	Forest Hill	0	4	0	2	0	0	0	0	0	0	0	0	0	0	0	0	0	50000	22176	46
47	Kaufman	5	42	92	5	4	2	15	1000	46	3237	0	0	13	0	0	55	2015	2757500	128855	47
48	Kemp	0	24	50	6	3	2	0	0	0	0	0	0	2	0	2	21	395	627299	108197	48
49	Becker	0	4	7	1	0	1	0	0	0	0	0	0	0	0	0	1	250	174591	76457	49
50	Ladonia	0	0	0	0	0	0	0	0	0	0	0	0	2	0	2	6	275	284000	31590	50

East District Table 3 (Continued)

	CHRISTIAN FORMATION GROUPS (CFG) INCLUDING SUNDAY SCHOOL						UMM		UMW		MISSION ENGAGEMENT						ASSETS AND DEBT			
		Total Enrolled In Confirmation Preparation Classes This Year	Avg Weekly Attendance (all ages) In Sunday School Or Other Weekly Education Classes	Participants In Vacation Bible School	Number Of Ongoing Sunday Church School Classes Offered	Number Of Ongoing Small Groups, Support Groups, Or Classes Offered (Other Than Sunday Church School)	Number Of Support Groups Or Small Groups Offered Short Term	Membership In United Methodist Men	Amount Paid for Projects	Membership In United Methodist Women	Amount Paid For Local Church And Community Work (UMW)	Number Of UMVIM Teams Sent From Local Church	Total Number Of Community Ministries For Outreach, Justice, And Mercy Offered	Of The Ministries Counted In Line 21, How Many Focus On Global/Regional Health?	Of The Ministries Counted In Line 21, How Many Focus On Engaging In Ministry With The Poor/Socially Marginalized?	Number Of Persons From Your Congregation Serving In Mission/Community Ministries	Number Of Persons Served By Community Ministries For Outreach, Justice, And Mercy	Market Value Of Church-Owned Land, Buildings, Vehicles And Equipment	Market Value of Financial And Other Liquid Assets	
	CHURCH NAME	12	13	14	15	16	17	18a	18b	19a	19b	20a	20b	21	21a	21b	22	23	24	25
51	Pecan Gap	0	12	0	1	0	1	0	0	18	1608	0	0	3	0	3	20	450	239769	218627
52	Leonard	0	47	60	7	2	1	21	1301	37	2456	0	0	5	1	2	31	190	1482000	154147
53	Lone Oak	0	8	0	1	0	1	0	0	11	500	0	0	1	0	1	9	325	615000	78387
54	Mabank	4	46	72	5	9	2	0	0	0	0	1	5	19	6	8	211	12822	2232717	298108
55	Miller Grove	0	18	0	2	1	0	0	0	0	0	0	0	0	0	0	2	25	331200	123933
56	Mt. Vernon First	0	24	225	7	12	7	0	0	3	0	2	24	9	0	0	130	2000	5650000	588462
57	Old Satillo	0	8	0	1	0	0	0	0	0	0	0	0	0	0	0	0	0	185657	97435
58	Belk	0	0	0	0	3	0	0	0	0	0	0	0	2	0	2	4	150	201500	128832
59	Chicota	0	0	0	0	2	0	0	0	0	0	0	0	0	0	0	4	150	95550	40200
60	Powderly First	0	20	0	2	6	1	0	0	13	600	0	0	0	0	0	30	200	288000	180040
61	Mount Tabor-Sumner	0	9	0	1	0	0	0	0	0	0	0	0	1	0	0	1	150	155350	42453
62	Oak Grove: Wilson Chapel	0	0	0	0	0	0	0	0	0	0	0	0	0	0	0	0	0	100000	74112
63	Rosser First	0	0	0	0	0	0	0	0	0	0	0	0	0	0	0	0	0	53000	703
64	Calvary	0	101	40	8	1	2	15	1800	35	1500	0	0	2	0	1	20	400	3458642	336815
65	Paris First	7	124	105	12	3	2	12	300	25	600	0	0	2	2	2	75	450	13000000	2127313
66	Connections	0	13	9	2	2	2	0	0	0	500	0	0	2	1	3	25	50	0	0
67	Party Barn Church	0	0	0	0	0	0	0	0	0	0	0	0	2	1	1	50	150	0	0
68	Mt. Zion	0	15	0	3	2	1	11	0	24	140	0	0	2	0	2	16	78	590850	42648
69	Pickton	4	20	0	4	2	0	0	0	14	187	0	0	0	0	0	0	0	530450	106610
70	Poetry	0	4	0	1	2	2	0	0	0	0	0	0	0	0	0	29	2700	56025	79212
71	Quinlan First	0	90	40	6	6	2	25	1450	38	1250	0	0	4	0	3	30	3500	1910000	180955
72	Roxton	0	10	0	1	0	1	0	0	9	0	0	0	1	0	1	12	80	789500	49172
73	Oak Park	0	14	0	1	1	0	0	0	0	0	0	0	0	0	0	5	75	1886673	16837
74	Sulphur Springs First	13	188	130	13	5	16	0	0	10	2500	0	0	3	1	1	185	2200	6834000	646656
75	Sulphur Bluff	0	4	0	1	0	0	0	0	0	0	0	0	5	0	1	3	37	255000	95590

East District Table 3 (Continued)

		CHRISTIAN FORMATION GROUPS (CFG) INCLUDING SUNDAY SCHOOL						UMM		UMW		MISSION ENGAGEMENT						ASSETS AND DEBT		
	CHURCH NAME	12	13	14	15	16	17	18a	18b	19a	19b	20a	20b	21	21a	21b	22	23	24	25
76	Tira	0	7	0	1	0	0	0	0	0	0	0	0	1	0	0	5	28	216424	110253
77	Sulphur Springs: Wesley	10	53	50	5	1	1	0	0	23	1550	0	0	4	0	2	45	4330	3019400	151106
78	Terrell First	2	41	49	4	4	4	11	138	0	0	0	0	4	2	2	15	1263	4929521	1995130
79	Terrell Warren Chapel	0	9	27	2	1	1	3	25	8	200	0	0	2	0	0	8	95	135000	195779
80	Trenton	0	26	0	3	0	1	0	0	0	0	0	0	4	0	3	50	1800	1714800	128760
81	Virginia Point	0	14	0	2	1	11	0	0	0	0	0	0	2	0	0	0	650	195000	144965
82	Windom	0	6	0	1	0	0	0	0	0	0	0	0	4	0	2	15	155	375000	110549
83	Lanius	0	5	0	1	0	0	0	0	0	0	0	0	0	0	0	0	0	34030	3003
84	Winnboro First	0	46	0	6	3	1	10	0	18	1000	1	6	4	2	3	12	199	2321326	155117
85	Tinney Chapel	0	25	0	5	2	0	0	0	0	0	0	0	7	0	3	45	1063	1319638	29982
86	Wolfe City First	7	17	48	4	3	2	0	0	14	327	0	0	18	7	8	52	475	1168117	15972
87	Caney	0	0	0	0	0	0	0	0	0	0	0	0	0	0	0	0	0	0	0
88	EAST DISTRICT	0	0	0	0	0	0	0	0	0	0	0	0	0	0	0	0	0	0	0
	TOTAL 2017	65	2016	1827	241	154	99	165	7364	587	38103	7	49	243	34	128	2497	70517	109659888	14918965
	TOTAL 2016	47	2154	1907	260	148	118	186	10087	668	35629	6	57	0	0	0	2573	72603	106974271	14048129
	Inc/Dec 2017 over 2016	18	-138	-80	-19	6	-19	-21	-2723	-81	2474	1	-8	243	34	128	-76	-2086	2685617	870836

	ASSETS AND DEBT		BENEVOLENT GIVING																		
			Total Amount Given To Non-United Methodist Benevolent And Charitable Causes	Total Amount Given Directly To United Methodist Causes (Not Sent To Conference)	UM Student Day	World Communion Sunday	Native American Ministries Sunday	Peace With Justice Sunday	UMCOR Sunday	Human Relations Sunday	Total Annual Conference Special Sunday Offerings	All Other Funds Sent To Conference For Connectional Mission And Ministry	Youth Service Fund	Annual Conference Advance Specials	World Service Special Gifts	General Advance Specials	Amount PAID By Local Church To The Conference For All Apportioned Causes	Total APPORTIONED To Local Church By The Conference	Other Debt	Debt Secured By Church Physical Assets	CHURCH NAME
1	Aley	0	38	37	36f	36e	36d	36c	36b	36a	35	34	33	32	31	30	29	28	27	26	
2	Annona	0	1922	0	0	0	0	0	0	0	0	0	0	0	0	0	10251	2140	0	0	
3	Boxelder	0	700	0	0	0	0	0	0	0	0	0	0	0	0	0	3728	3728	0	0	
4	Lone Star	0	900	0	0	0	0	0	0	0	0	0	0	0	0	0	1913	1913	0	0	
5	Arbala	0	4250	0	0	0	0	0	0	0	200	0	0	0	0	0	2040	2040	0	0	
6	Gafford Chapel	0	7200	0	0	0	0	0	0	0	0	0	0	0	0	0	5948	5848	0	22273	
7	Avery	0	4390	0	0	0	0	0	0	0	0	0	0	0	0	0	7381	7381	0	0	
8	Williams Chapel	0	0	0	0	0	0	0	0	0	0	0	0	0	0	0	3340	3340	0	0	
9	Birtnight	0	2862	181	0	0	0	0	0	0	0	0	0	0	0	100	2828	2828	0	0	
10	Blanton Chapel	0	1100	0	0	0	0	0	0	0	0	0	0	0	0	0	1100	1100	0	0	
11	Blossom	0	1623	0	0	0	0	0	0	0	0	0	0	0	0	0	4525	4525	0	0	
12	Shady Grove	0	0	0	0	0	0	0	0	0	0	0	0	0	0	0	669	669	0	0	
13	Bogata	0	923	0	0	0	0	0	0	0	0	388	0	0	0	0	5998	14762	0	0	
14	Borham First	0	1008	0	0	0	0	0	0	0	0	0	0	0	0	1809	32970	32970	30507	0	
15	Borham Wesley	0	811	1400	0	0	0	0	0	0	0	0	0	67	0	0	2933	2933	0	11588	
16	Telephone	0	220	0	0	0	0	0	0	0	0	0	0	0	0	0	1118	1118	0	0	
17	Cacdo Mills	0	675	600	0	0	0	0	0	0	0	0	0	0	0	0	10316	10316	0	0	
18	Campbell	0	0	0	0	0	0	0	0	0	0	0	0	44	0	0	1498	1498	0	0	
19	Celeste	0	1008	252	0	0	0	0	0	0	0	0	0	0	0	0	6733	6733	0	99876	
20	Kingston	0	0	0	0	0	0	0	0	0	0	0	0	0	0	0	3225	3225	0	0	
21	Charleston	0	19300	0	0	0	0	0	0	0	0	0	0	0	0	0	4532	4532	0	0	
22	Clarksville McKenzie Mem.	0	0	0	0	0	0	0	0	0	85	500	0	0	0	0	14762	14762	0	35537	
23	Clarksville St. Paul	0	635	0	0	50	0	0	0	0	0	0	0	0	0	0	2994	2994	0	0	
24	College Mound	0	1472	0	0	0	0	0	0	0	0	97	0	0	0	460	19007	19007	0	0	
25	Commerce First	0	14090	9643	0	0	0	0	0	0	0	0	0	0	0	3120	40504	40504	0	0	

**East District Table 4 (Continued)**

[illegible]



[illegible]

**East District Table 4 (Continued)**

	ASSETS AND DEBT		BENEVOLENT GIVING																	
	CHURCH NAME	26	27	28	29	30	31	32	33	34	35	36a	36b	36c	36d	36e	36f	37	38	
76	Tira	0	0	3119	3119	0	0	0	0	0	600	0	0	0	0	0	0	0	3370	
77	Sulphur Springs: Wesley	0	0	23737	23737	1060	0	0	0	0	0	0	0	0	0	0	0	0	14330	
78	Terrell First	0	0	34590	34590	0	0	0	0	0	0	0	0	0	0	0	0	2164	2014	
79	Terrell Warren Chapel	0	0	2886	2886	0	0	0	0	0	0	0	0	0	0	0	0	0	79	
80	Trenton	0	0	15599	15599	0	0	0	0	1283	0	0	1675	0	0	0	0	1292	5362	
81	Virginia Point	0	0	4716	4716	0	0	0	0	1690	0	0	0	0	0	0	0	0	4100	
82	Windom	0	0	2575	2575	400	0	0	0	0	0	0	0	0	0	0	0	0	1305	
83	Lanlius	0	0	705	705	0	0	0	0	0	0	0	0	0	0	0	0	0	83	
84	Winsboro First	0	0	25014	25014	950	0	250	0	0	0	0	0	0	0	0	0	100	1060	
85	Tinney Chapel	0	0	7437	7437	519	0	200	0	0	30	0	72	0	0	82	0	200	3848	
86	Wolfe City First	0	0	13518	13518	0	0	0	0	0	0	0	0	0	0	0	0	178	1611	
87	Caney	0	0	619	619	0	0	0	0	0	0	0	0	0	0	0	0	0	87	
88	EAST DISTRICT	0	0	0	2867	0	0	0	0	200	0	0	0	0	0	0	0	0	88	
	TOTAL 2017	3340601	54300	1081054	1065083	33255	0	4118	0	38932	2906	88	2745	50	150	422	50	46519	769680	
	TOTAL 2016	4185301	131049	1078043	1071920	7343	0	13069	0	17838	4437	106	2288	231	442	409	89	186850	812829	
	Inc/Dec 2017 over 2016	-844700	-76749	3011	-6837	25912	0	-8951	0	21094	-1531	-18	457	-181	-292	-13	-39	-140331	-43149	

East District Table 5

	MINISTERIAL SUPPORT										LOCAL CHURCH EXPENDITURES										
	CHURCH NAME	39	40	41a	41aa	41b	41bb	41c	42a	42b	42c	Total Amount Paid To Pastor, Associate(s) And Deacons (s) For Accountable Reimbursements	43	44	45	46	47	48	49	50	TOTAL CHURCH EXPENSES
1	Aley	8481	10356	51416	0	0	0	0	15000	0	0	6000	0	0	0	3128	8290	0	0	0	114844
2	Amnona	0	0	4800	0	0	0	0	0	0	0	0	0	0	0	1271	8528	0	1650	0	19089
3	Boxelder	0	0	12000	0	0	0	0	0	0	0	0	0	0	0	594	9653	0	0	0	28875
4	Lone Star	0	0	4800	0	0	0	0	0	0	0	0	0	0	0	1269	4273	0	3904	0	20609
5	Arbala	0	0	4400	0	0	0	0	0	0	0	2356	0	0	0	1100	2650	0	0	0	12546
6	Gafford Chapel	156	0	15600	0	0	0	0	0	0	0	7644	0	0	0	1657	10864	23819	0	0	72788
7	Avery	0	0	10875	0	0	0	0	0	0	0	0	0	0	0	7558	16176	0	22105	0	68485
8	Williams Chapel	0	0	3625	0	0	0	0	0	0	0	0	0	0	200	1772	5563	0	17500	0	32000
9	Brighthouse	0	0	4200	0	0	0	0	4200	0	0	0	0	0	0	2570	2689	0	0	0	19630
10	Blanton Chapel	0	0	3900	0	0	0	0	0	0	0	0	0	0	0	658	1285	0	0	0	8043
11	Blossom	0	0	4800	0	0	0	0	10000	0	0	0	0	0	0	0	16900	0	0	0	37848
12	Shady Grove	0	0	804	0	0	0	0	1500	0	0	0	0	0	0	473	1059	0	1000	0	5505
13	Bogata	5597	4400	31200	0	0	0	0	2385	0	0	8500	0	0	31620	7275	25305	0	10421	0	134012
14	Bonham First	7809	10356	50425	0	0	0	0	2883	0	0	4000	0	0	86495	10314	59887	17632	2500	0	287888
15	Bonham Wesley	0	0	10425	0	0	0	0	0	0	0	0	0	0	1900	130	12572	3778	0	0	34016
16	Telephone	0	0	4900	0	0	0	0	0	0	0	0	0	0	0	141	2109	0	425	0	8913
17	Caddo Mills	7530	11046	44192	0	0	0	0	7648	0	0	0	0	0	11675	15526	21376	0	172217	0	302801
18	Campbell	0	0	0	0	0	0	0	6000	6000	0	300	0	0	0	0	6797	0	925	0	21564
19	Celeste	1267	0	17634	0	0	0	0	2379	0	0	1613	0	0	35	4122	11639	10296	14782	0	71760
20	Kingston	870	0	9792	0	0	0	0	0	0	0	0	0	0	0	0	6268	0	4200	0	24355
21	Charleston	0	0	0	0	0	0	0	12000	0	0	0	0	0	3600	1350	7786	0	0	0	48568
22	Clarksville McKenzie Mem.	0	0	31068	0	0	0	0	15550	0	0	0	0	0	22959	548	41386	5025	0	0	131883
23	Clarksville St. Paul	0	0	5880	0	0	0	0	3920	0	0	0	0	0	5200	2117	5308	0	1530	0	27634
24	College Mound	7587	10647	31156	0	0	0	0	9575	0	0	568	10301	16775	7639	31779	0	0	54610	0	201673
25	Commerce First	10026	13200	57026	0	10181	0	0	7500	1350	0	490	0	0	115507	10064	28671	0	61518	0	382890

		MINISTERIAL SUPPORT										LOCAL CHURCH EXPENDITURES								
	CHURCH NAME	39	40	41a	41aa	41b	41bb	41c	42a	42b	42c	43	44	45	46	47	48	49	50	TOTAL CHURCH EXPENSES
26	Como	3936	0	16616	0	0	0	0	8400	0	0	400	0	2250	1081	13517	0	3600	56192	26
27	Pine Forest	0	0	10536	0	0	0	0	0	0	0	0	0	1450	473	2994	0	0	26902	27
28	Cooper	5334	8803	32085	8241	0	0	0	6000	0	0	1200	0	11008	3664	26366	2280	3896	106929	28
29	Crandall	0	0	0	0	0	0	0	10944	0	0	1500	0	0	3319	9240	3425	4117	40525	29
30	Cumby	0	0	0	0	0	0	0	16150	0	0	0	0	0	1900	2350	0	5238	29458	30
31	Cuthand	3180	0	6000	0	0	0	0	5750	0	0	4000	0	1300	12245	36588	99923	44529	246675	31
32	Deport	0	0	2105	0	0	0	0	13000	0	0	7806	0	0	2088	20937	0	8067	64736	32
33	Detroit Martin Memorial	0	0	7393	0	0	0	0	4200	0	0	0	0	0	1257	16780	0	4500	54330	33
34	Woodland	0	0	7542	0	0	0	0	4200	0	0	0	0	0	1239	8419	0	2800	27668	34
35	Ector	0	0	0	0	0	0	0	7631	0	0	5035	0	0	616	8624	0	0	31710	35
36	Mulberry	0	0	0	0	0	0	0	7000	0	0	3000	0	0	141	5034	0	0	18426	36
37	Enbe	0	0	0	0	0	0	0	0	0	0	0	0	0	1200	6000	0	0	17698	37
38	Ben Franklin	0	0	4800	0	0	0	0	0	0	0	0	0	0	995	2005	0	500	9665	38
39	Kavanaugh	7286	10356	47944	0	0	0	0	0	0	0	4300	750	94611	12000	93911	0	7000	313286	39
40	Salem-Kinser	7719	10356	41379	0	0	0	0	5200	0	0	0	0	7599	1129	32502	0	15658	184101	40
41	Floyd	62	0	5438	0	0	0	0	750	0	0	0	100	0	0	2156	0	2091	13276	41
42	Greenville Wesley	9123	10356	68317	0	0	0	0	44200	0	0	4233	0	254258	45003	128760	163542	96145	1060059	42
43	Westview	0	0	22775	0	0	0	0	3206	0	0	1500	0	18967	10940	22301	0	0	89883	43
44	Grove Hill	0	0	1200	0	0	0	0	0	0	0	2400	0	0	0	1852	0	132185	139081	44
45	Honey Grove McKenzie	5277	7459	24413	0	0	0	0	13602	0	0	1214	123	9752	2079	21313	0	37443	135117	45
46	Forest Hill	1319	1866	9705	0	0	0	0	0	0	0	0	0	0	1945	3117	0	5583	26584	46
47	Kaufman	7704	10356	52450	0	0	0	0	3362	0	0	3493	0	60587	20664	52492	0	6995	262907	47
48	Kemp	0	0	11531	0	0	0	0	16295	0	0	944	0	0	8610	20654	0	27813	91747	48
49	Becker	0	0	13650	0	0	0	0	0	0	0	258	0	1325	0	3581	0	0	24385	49
50	Ladonia	1795	0	6800	0	0	0	0	5200	0	0	801	0	0						

East District Table 5 (Continued)

	MINISTERIAL SUPPORT												LOCAL CHURCH EXPENDITURES							
	CHURCH NAME	39	40	41a	41aa	41b	41bb	41c	42a	42b	42c	43	44	45	46	47	48	49	50	TOTAL CHURCH EXPENSES
51	Pecan Gap	1795	0	7800	0	0	0	0	5200	0	0	801	0	0	1657	12532	0	0	44787	51
52	Leonard	4436	6058	36252	0	0	0	0	1741	0	0	1698	0	26699	10847	40989	0	9677	157865	52
53	Lone Oak	0	0	13374	0	0	0	0	4800	0	0	0	0	4127	0	11964	0	18496	59574	53
54	Mabank	8410	10639	70492	0	0	0	0	3264	0	0	6500	0	112397	20548	114552	65195	6876	539788	54
55	Miller Grove	0	0	4320	0	0	0	0	7920	0	0	0	2400	1735	708	3620	0	0	28449	55
56	Mt. Vernon First	8405	10560	71112	0	0	0	0	2796	0	0	8000	0	199798	21061	87290	61669	20961	605987	56
57	Old Saltillo	0	0	0	0	0	0	0	0	0	0	0	0	3525	955	2565	0	2810	12277	57
58	Belk	1588	2382	6929	0	0	0	0	1265	0	0	782	690	0	0	3600	0	0	19808	58
59	Chicota	1312	1968	5724	0	0	0	0	1045	0	0	646	570	0	226	2663	0	0	15825	59
60	Powderly First	3107	4660	13557	0	0	0	0	2475	0	0	1530	1350	0	1000	8290	0	0	41924	60
61	Mount Tabor-Summer	898	1346	3916	0	0	0	0	715	0	0	441	390	0	0	4556	0	0	13989	61
62	Oak Grove: Wilson Chapel	0	0	3600	0	0	0	0	0	0	0	0	1200	0	0	1533	0	9366	17800	62
63	Rosser First	0	0	3600	0	0	0	0	0	0	0	0	1200	0	0	1074	0	0	7619	63
64	Calvary	7881	10365	57135	0	0	0	0	7000	0	0	5000	0	100870	11377	80354	9341	360821	711865	64
65	Paris First	9924	10335	100347	0	0	0	0	35000	0	0	6500	15487	293932	71629	229420	57006	231036	1240676	65
66	Connections	0	0	0	0	16495	0	0	0	46673	0	320	0	42833	18499	51770	0	0	176590	66
67	Party Barn Church	0	0	0	0	0	0	0	0	13357	0	0	0	0	17834	50	0	0	31241	67
68	Mt. Zion	2787	8484	18274	17886	0	0	0	3200	0	0	7825	350	9800	3928	16284	0	0	81113	68
69	Pickton	0	0	5000	0	0	0	0	15000	0	0	225	0	0	2283	10225	0	0	36880	69
70	Poetry	0	0	11317	0	0	0	0	11434	0	0	500	0	0	2150	16840	0	0	53079	70
71	Quinlan First	6944	10860	41000	0	0	0	0	8000	0	0	0	8000	76223	2865	47205	44255	0	270349	71
72	Roxton	0	0	38322	0	0	0	0	0	0	0	0	0	22587	9516	26872	0	0	111372	72
73	Oak Park	2972	5092	9621	6529	0	0	0	9811	0	0	0	4114	17169	239	15234	0	0	75895	73
74	Sulphur Springs First	17743	20712	113369	0	59231	0	0	18000	6833	0	14192	0	367114	36067	79290	8978	30781	1091578	74
75	Sulphur Bluff	0	0	0	0	5300	0	0	0	0	0	0	1440	0	425	12015	0	0	26342	75

East District Table 5 (Continued)

	MINISTERIAL SUPPORT										LOCAL CHURCH EXPENDITURES									
	39	40	41a	41aa	41b	41bb	41c	42a	42b	42c	43	44	45	46	47	48	49	50		
CHURCH NAME																				
76 Tira	0	0	0	0	5900	0	0	0	0	0	0	0	2850	642	7003	0	0	0	23484	76
77 Sulphur Springs: Wesley	6300	9012	37959	0	0	0	0	9329	0	0	6923	0	65358	8741	42241	0	12660	0	237650	77
78 Terrell First	5790	9680	55665	0	0	0	6800	2042	0	6800	696	3000	56493	19181	70001	0	27500	0	302416	78
79 Terrell Warren Chapel	0	0	6400	0	0	0	0	4000	0	0	0	0	0	996	9007	0	0	0	23289	79
80 Trenton	7484	10627	46567	0	0	0	0	3400	0	0	1486	0	5598	14769	29633	0	4748	0	149523	80
81 Virginia Point	0	0	6004	0	0	0	0	6004	0	0	0	0	5960	9531	7481	0	6977	0	52463	81
82 Windom	0	0	7000	0	0	0	0	5000	0	0	0	0	0	207	4810	0	239	0	21536	82
83 Lanius	0	0	1200	0	0	0	0	0	0	0	0	0	0	548	692	0	0	0	3145	83
84 Winsboro First	6271	8922	43050	0	0	0	0	6282	0	0	2435	0	39078	4196	51931	1589	5036	0	196164	84
85 Tinney Chapel	0	0	6500	0	0	0	0	18500	0	0	600	0	13102	4778	23974	0	1345	0	81187	85
86 Wolfe City First	0	0	25000	0	0	0	0	1910	0	0	0	0	31555	5745	22157	0	0	0	101674	86
87 Caney	0	0	0	0	0	0	0	0	0	0	0	0	0	0	0	0	0	0	619	87
88 EAST DISTRICT	0	0	0	0	0	0	0	0	0	0	0	0	0	0	0	0	0	0	3067	88
TOTAL 2017	206105	261259	1678003	32656	97107	0	6800	470763	74213	6800	140655	51465	2257876	517012	2046358	577753	1590213	11946380		
TOTAL 2016	209834	271364	1692247	0	98534	0	0	0	0	0	133232	70718	2322587	533299	1995345	549211	4531908	15126525		
Inc/Dec 2017 over 2016	-3729	-10105	-14244	32656	-1427	0	6800	470763	74213	6800	7423	-19253	-64711	-16287	51013	28542	-2941695	-3180145		

East District Table 6

CHURCH NAME	RECEIVED FOR ANNUAL BUDGET/SPENDING PLAN										RCVD FOR CAPITAL CAMPAIGNS/SPECIAL PROJECTS					RECEIVED FROM CONNECTIONAL/OTHER SOURCES				
	51	52a	52b	52c	52d	52e	52f	52g	52t	53a	53b	53c	53d	53t	54a	54b	54c	54t	55	
1 Aley	48	63159	27493	4679	0	0	0	0	95331	0	0	0	0	0	0	0	0	0	95331	1
2 Annona	10	0	9911	2477	0	0	3600	0	15988	0	0	0	0	5000	0	0	0	0	20988	2
3 Boxelder	9	0	19917	2489	246	0	514	137	23303	0	0	0	0	0	0	0	0	0	23303	3
4 Lone Star	12	0	13262	5684	12167	0	0	0	31113	0	0	0	0	0	0	0	0	0	31113	4
5 Arbala	18	0	5300	0	0	0	0	5885	11185	0	0	0	0	0	0	0	0	0	11185	5
6 Gafford Chapel	21	0	67509	0	0	0	1000	11011	79520	0	0	0	0	0	0	0	0	0	79520	6
7 Avery	42	0	45399	2680	417	0	0	900	49396	0	140	5623	100	5863	0	0	0	0	55259	7
8 Williams Chapel	13	0	17049	0	0	0	0	2149	19198	0	0	0	0	0	0	0	0	0	19198	8
9 Birthright	26	0	16505	0	0	0	0	0	16505	0	0	0	0	0	0	0	0	0	16505	9
10 Blanton Chapel	5	0	8283	0	0	0	0	0	8283	0	0	0	0	0	0	0	0	0	8283	10
11 Blossom	35	0	30412	0	0	0	0	0	30412	0	0	0	1623	1623	0	0	0	0	32035	11
12 Shady Grove	0	0	5013	0	0	0	0	0	5013	0	0	0	0	0	0	0	0	0	5013	12
13 Bogata	27	97145	4030	3267	51	0	0	6297	110790	0	2080	0	388	2468	0	0	0	0	113258	13
14 Bonham First	108	191974	77138	4353	0	0	4885	0	278350	4200	0	0	0	4200	0	0	0	0	282550	14
15 Bonham Wesley	9	0	28328	3172	0	0	5800	0	37300	0	0	0	0	0	0	0	0	0	37300	15
16 Telephone	6	0	6778	0	0	0	0	0	6778	0	0	0	0	0	0	0	0	0	6778	16
17 Caddo Mills	41	0	92182	7044	781	0	0	0	100007	0	72426	98992	1240	172658	0	0	0	0	272655	17
18 Campbell	7	0	18867	0	0	0	3228	0	22095	0	0	0	0	0	0	0	0	0	22095	18
19 Celeste	23	2600	54877	663	59	0	0	1645	59844	0	6152	0	0	6152	0	0	0	0	65996	19
20 Kingston	11	0	14830	8000	0	0	0	1950	24780	0	0	0	0	0	0	0	0	0	24780	20
21 Charleston	50	0	2500	24600	0	0	0	11000	38100	0	0	0	0	0	0	0	0	0	38100	21
22 Clarksville McKenzie Mem.	68	0	129862	1847	6	0	2670	7256	141641	0	0	0	0	0	0	0	0	0	141641	22
23 Clarksville St. Paul	31	0	25161	947	0	0	0	4561	30669	0	0	500	0	500	0	0	0	0	31169	23
24 College Mound	58	0	132006	7440	238	0	0	4470	144154	0	1375	49891	932	52198	0	0	0	0	196352	24
25 Commerce First	115	181878	145026	2994	0	0	23857	0	353755	0	774115	83835	23657	881607	0	30354	115030	145384	1380746	25

**East District Table 6 (Continued)**

	RECEIVED FOR ANNUAL BUDGET/SPENDING PLAN										RCVD FOR CAPITAL CAMPAIGNS/SPECIAL PROJECTS				RECEIVED FROM CONNECTIONAL/OTHER SOURCES						
	CHURCH NAME	51	52a	52b	52c	52d	52e	52f	52g	52t	53a	53b	53c	53d	53t	54a	54b	54c	54t	55	TOTAL CHURCH INCOME
26	Como	20	0	51261	6469	0	0	0	3805	61535	0	0	0	0	0	0	0	0	0	61535	26
27	Pine Forest	9	0	24831	0	0	0	0	7773	32604	0	0	0	0	0	0	0	0	0	32604	27
28	Cooper	45	0	91165	652	13	0	0	6214	98044	0	2975	0	0	2975	8241	3694	0	11935	112954	28
29	Crandall	22	0	39439	1563	0	0	0	0	41002	0	0	0	0	0	0	0	0	0	41002	29
30	Cumby	19	39000	0	0	0	0	0	800	39800	0	0	0	0	0	0	0	0	0	39800	30
31	Cuthand	100	0	135889	97667	0	0	0	0	233556	0	0	0	0	0	0	0	0	0	233556	31
32	Deport	23	0	38881	3002	301	0	3450	6613	52247	5500	340	0	405	6245	0	0	0	0	59492	32
33	Detroit Martin Memorial	14	0	25154	3500	404	0	0	0	29058	0	0	12212	0	12212	0	0	0	0	41270	33
34	Woodland	15	0	21570	1982	0	0	4050	0	27602	0	0	0	0	0	0	0	0	0	27602	34
35	Ector	29	0	28553	4950	30	0	0	0	33533	0	0	0	0	0	0	0	0	0	33533	35
36	Mulberry	13	0	23920	4221	0	0	0	0	28141	3350	0	0	390	3740	0	0	0	0	31881	36
37	Enloe	30	0	20050	2525	0	0	0	0	22575	0	0	0	0	0	0	0	0	0	22575	37
38	Ben Franklin	7	0	10000	0	0	0	0	1100	11100	0	0	0	0	0	0	0	0	0	11100	38
39	Kavanaugh	38	244871	24450	4233	103	0	3850	34363	311870	0	44517	0	2400	46917	0	0	0	0	358787	39
40	Salem-Kirser	58	48351	130342	3361	2972	0	0	0	185026	0	0	0	0	0	0	0	0	0	185026	40
41	Floyd	7	0	9253	0	4023	0	0	0	13276	0	0	0	0	0	0	0	0	0	13276	41
42	Greenville Wesley	274	456000	296266	2021	14000	0	2655	0	770942	282148	6192	15000	9605	312945	0	0	0	0	1083887	42
43	Westview	52	0	90293	1559	0	0	350	6900	99102	0	13468	0	0	13468	0	0	0	0	112570	43
44	Grove Hill	9	0	2443	4884	0	0	0	0	7327	0	0	11079	0	11079	0	0	0	0	18406	44
45	Honey Grove McKenzie	39	0	100220	3396	6606	0	0	0	110222	0	8757	0	438	9195	0	1288	0	1288	120705	45
46	Forest Hill	14	0	30209	1159	0	0	0	0	31368	0	7500	0	0	7500	0	322	0	322	39190	46
47	Kaufman	121	117912	11264	3857	1169	200	1540	23918	260860	0	4190	0	7021	11211	0	0	0	0	272071	47
48	Kemp	58	0	75751	8430	8642	0	0	3193	96016	0	0	0	0	0	0	0	0	0	96016	48
49	Becker	22	0	24388	502	0	0	0	0	24890	0	956	0	0	956	0	0	0	0	25846	49
50	Ladonia	9	0	20974	1817	6238	7195	0	5030	41254	0	0	67392	0	67392	0	0	0	0	108646	50



East District Table 6 (Continued)

CHURCH NAME	RECEIVED FOR ANNUAL BUDGET/SPENDING PLAN										RCVD FOR CAPITAL CAMPAIGNS/SPECIAL PROJECTS					RECEIVED FROM CONNECTIONAL/OTHER SOURCES				
	51	52a	52b	52c	52d	52e	52f	52g	52t	TOTAL INCOME FOR ANNUAL BUDGET/SPENDING PLAN	53a	53b	53c	53d	53t	54a	54b	54c	54t	55
51 Pecan Gap	18	0	35175	950	9081	0	3524	0	48730	0	0	25	0	0	25	0	0	0	0	48755
52 Leonard	59	47480	113810	11167	417	0	0	0	172874	0	0	735	0	913	1648	0	0	0	0	174522
53 Lone Oak	23	0	36086	905	3	0	300	0	37294	0	0	0	0	0	0	0	0	3985	3985	41279
54 Mabank	164	334149	96126	19735	1807	0	900	61598	514315	0	0	1430	0	0	1430	0	0	5000	5000	520745
55 Miller Grove	31	0	28334	0	791	0	0	0	29125	0	0	0	0	0	0	0	0	0	0	29125
56 Mt. Vernon First	209	0	561974	9240	17742	0	2895	0	591851	0	0	256407	0	0	256407	0	0	0	0	848258
57 Old Saltillo	13	0	6495	0	50	0	0	0	6545	0	0	0	0	0	0	0	0	0	0	6545
58 Belk	9	0	18333	0	0	0	0	0	18333	0	0	0	0	0	0	0	0	0	0	18333
59 Chicota	6	0	14500	650	0	0	0	0	15150	0	0	0	0	0	0	0	0	0	0	15150
60 Powderly First	27	0	52474	1000	0	0	0	0	53474	0	0	2295	0	0	2295	0	0	0	0	55769
61 Mount Tabor-Summer	5	0	14030	0	0	0	0	0	14030	0	0	0	0	0	0	0	0	0	0	14030
62 Oak Grove: Wilson Chapel	7	0	5746	1038	0	0	0	0	6784	0	0	0	0	0	0	0	0	0	0	6784
63 Rosser First	2	0	500	7526	0	0	0	0	8026	0	0	0	0	0	0	0	0	0	0	8026
64 Calvary	206	199163	123946	6450	10	0	1525	12871	343965	0	35170	1099	1760	6282	44311	0	0	0	0	388276
65 Paris First	230	673031	206832	10001	1000	0	39240	0	930104	0	954954	7147	0	75000	1037101	0	0	0	0	1967205
66 Connections	20	40732	26106	6481	0	0	0	0	73319	0	0	0	0	0	0	0	0	10000	10000	73319
67 Party Barn Church	0	0	0	0	0	0	0	0	0	0	0	0	0	0	0	0	0	10000	10000	10000
68 Mt. Zion	38	0	75002	6697	0	0	0	0	81699	0	0	0	0	0	0	17886	6013	0	23899	105598
69 Pickton	23	0	31894	4901	208	0	0	4639	41642	0	0	635	0	97	732	0	0	0	0	42374
70 Poetry	25	0	57000	0	0	0	0	0	57000	0	2600	100	0	0	2700	0	0	0	0	59700
71 Quilten First	130	66984	146025	16159	0	0	801	17444	247413	0	0	825	10000	0	10825	0	0	0	0	258238
72 Roxton	26	0	43925	2397	0	0	0	0	46322	0	0	57000	0	0	57000	0	0	0	0	103322
73 Oak Park	27	0	64150	2389	3	1950	200	335	69027	0	0	0	64000	0	64000	6529	2227	0	8766	141783
74 Sulphur Springs First	300	0	956452	33990	92	0	15840	639	1007013	0	17660	770	69421	21117	108198	0	0	23455	23455	1138666
75 Sulphur Bluff	20	0	31092	0	51	0	786	0	31929	0	1629	0	0	0	2399	0	0	0	0	34328

East District Table 6 (Continued)

	RECEIVED FOR ANNUAL BUDGET/SPENDING PLAN										RCVD FOR CAPITAL CAMPAIGNS/SPECIAL PROJECTS				RECEIVED FROM CONNECTIONAL/OTHER SOURCES				
CHURCH NAME	51	52a	52b	52c	52d	52e	52f	52g	52t	53a	53b	53c	53d	53t	54a	54b	54c	54t	55
									TOTAL INCOME FOR ANNUAL BUDGET/SPENDING PLAN					TOTAL INCOME FOR DESIGNATED CAUSES INCLUDING CAPITAL CAMPAIGN AND OTHER SPECIAL PROJECTS				TOTAL INCOME FROM CONNECTIONAL AND OTHER INSTITUTIONAL SOURCES OUTSIDE THE LOCAL CHURCH	
		Amount Received Through Pledges	Amount Received From Non-Pledging, But Identified Givers	Amount Received From Unidentified Givers	Amount Received From Interest and Dividends And/Or Transferred From Liquid Assets	Amount Received From Sale of Church Assets For Budget	Amount Received Through Building Use Fees, Contributions, And Rentals	Amount Received Through Fundraisers And Other Sources		Capital Campaigns	Memorials, Endowments, Bequests	Funds From Other Sources And Projects, Including Sale Of Buildings	Rcvd For Special Sundays, General Advance Specials & Other Direct Benevolence Giving		Equitable Compensation Funds	Advance Special, Apportioned And Connectional Funds	Other Grants And Financial Support From Institutional Sources		
76 Tira	10	0	25453	0	289	0	0	0	25742	0	1165	0	0	1165	0	0	0	0	26907
77 Sulphur Springs: Wesley	77	0	160506	18346	36	0	635	1386	180909	68	1745	11363	0	13176	0	2414	0	2414	196499
78 Terrell First	144	0	221898	5885	2349	0	520	10427	241079	0	2000480	0	2164	2002644	0	0	0	0	2243723
79 Terrell Warren Chapel	11	0	21152	1250	0	0	0	0	22402	0	0	0	0	0	0	0	0	0	22402
80 Trenton	38	95704	16840	2626	210	0	120	3061	118361	0	11500	0	4584	16084	0	0	0	0	134445
81 Virginia Point	35	0	47833	844	323	0	0	0	49000	0	0	0	0	0	0	0	0	0	49000
82 Windom	11	0	14425	4369	2348	0	0	0	21142	0	0	0	0	0	0	0	0	0	21142
83 Lanius	7	0	0	4475	0	0	0	0	4475	0	0	0	0	0	0	0	0	0	4475
84 Winsboro First	118	0	175747	6695	264	0	490	0	183196	4000	92222	0	0	96222	0	0	0	0	279418
85 Tinney Chapel	34	0	71231	3906	28	0	500	2042	77707	1255	728	0	3427	5410	0	0	0	0	83117
86 Wolfe City First	91	0	97188	2674	668	0	0	9518	110048	0	4130	0	0	4130	0	0	0	0	114178
87 Caney	0	0	0	0	0	0	0	0	0	0	0	0	0	0	0	0	0	0	0
88 EAST DISTRICT	0	0	0	0	0	0	0	0	0	0	0	0	0	0	0	0	0	0	0
TOTAL 2017	4034	2900133	6023284	436832	96236	9345	129725	280930	9876485	1294874	3408281	501068	161783	5366006	32656	46312	157470	238438	15478929
TOTAL 2016	4102	3062090	5779995	467825	39911	34	63893	286595	9700343	1509241	1269569	1212656	181446	4172912	67805	23597	22235	113637	13986892
Incl/Dec 2017 over 2016	-68	-161957	243289	-30993	56325	9311	65832	-5665	176142	-214367	2138712	-711588	-19663	1193094	-35149	22715	135235	122801	1492037

Metro District Table 1

CHURCH MEMBERSHIP																			
		RECEIVED						REMOVED						MEMBERSHIP ETHNICITY					
		Total Professing Members At Close Of Last Year	Received This Year On Profession Of Faith Through Confirmation	Received This Year On Profession Of Faith Other Than Confirmation	Membership Restored By Affirmation Of Faith	Previous Year's Reporting Errors -Added By Correction	Transferred In From Another United Methodist Church	Received From Other Non-United Methodist Churches	Removed By Charge Conference Action	Withdrawn From Professing Membership	Previous Year's Reporting Errors -Removed by Correction	Transferred Out To Other United Methodist Churches	Transferred Out To Non-United Methodist Church	Removed By Death/Deceased	TOTAL PROFESSING MEMBERS AT CLOSE OF THIS YEAR	Asian	Black	Hispanic/Latino	Native American
CHURCH NAME	PASTOR'S NAME	1	2a	2b	2c	2d	2e	2f	3a	3b	3c	3d	3e	3f	4	5a	5b	5c	5d
Holy Covenant	Carol Sparks	334	1	3	1	0	5	10	8	47	1	4	3	1	290	1	15	15	0 1
Wesley Korean	Jin H. Lee	93	0	0	0	0	0	8	0	0	0	0	12	0	89	86	0	0	0 2
Cedar Hill	Jeffrey Garrett	204	0	0	3	0	7	8	0	16	0	0	4	4	198	0	10	5	0 3
Agape Memorial	Jamie Nelson	140	0	3	0	0	0	0	0	0	0	2	0	1	140	1	1	127	0 4
Camp Wisdom	James Minor	66	0	4	0	0	0	0	2	0	0	0	0	3	65	0	65	0	0 5
Glen Oaks	James Minor	41	0	0	0	1	0	0	0	0	9	0	2	0	31	0	28	0	0 6
Casa Emanuel-EI	Javier Escalera	144	0	10	0	0	5	7	0	0	0	1	1	2	162	0	0	140	0 7
Casa Linda	David Rangel	171	3	10	0	0	0	3	0	0	0	0	0	5	182	1	1	138	0 8
Christ's Foundry Fellowship	Amy Spaur	140	0	9	0	0	0	3	0	0	0	0	0	0	152	0	0	151	0 9
Cochran Chapel	Jeffrey Hall	115	0	3	2	0	2	1	0	1	0	1	0	2	119	5	3	0	0 10
Cockrell Hill	Jesse Sanchez	162	0	29	0	0	3	11	0	0	0	1	0	1	203	0	0	189	0 11
Community	Harold G. Dangerfield	80	0	0	0	0	0	0	0	0	0	0	0	2	78	0	78	0	0 12
Elmwood-El Buen Samaritano	Martha Valencia	131	14	10	0	0	0	2	0	0	0	0	0	0	157	0	0	100	0 13
Dallas First	Andrew Stoker	1316	8	20	6	0	30	24	46	18	0	19	0	20	1301	8	17	31	0 14
Dallas Grace	Judith Reedy	288	7	7	0	0	3	0	3	1	0	2	0	4	275	2	50	20	2 15
Greenland Hills	Kerry Smith	359	2	3	0	0	7	2	53	4	5	7	2	7	295	6	1	4	2 16
Hamilton Park	Sheron Patterson	610	0	5	0	0	2	2	0	0	0	0	0	12	607	2	601	0	0 17
Highland Hills	Michael Greene	279	0	8	0	0	0	0	0	0	0	0	0	0	287	0	285	1	0 18
Highland Park	Paul Rasmussen	16917	256	419	1	0	137	137	0	2059	0	67	17	89	15635	70	65	100	6 19
Kessler Park	Wesley Magruder	497	6	14	0	0	3	4	0	0	0	0	0	7	517	1	4	8	0 20
Lake Highlands	Jill Jackson-Sears	870	8	13	2	1	17	14	0	0	8	7	5	17	888	1	8	15	0 21
Lakewood	Patrick Littlefield	166	1	0	0	0	7	0	20	0	0	1	0	4	149	0	2	11	1 22
Lovers Lane	Stanley R. Copeland	4901	23	68	0	84	32	20	34	2	21	30	2	34	5005	25	488	267	7 23
Northaven	Eric Folkert	595	0	0	0	0	4	14	0	0	0	3	4	5	601	9	9	38	3 24
Oak Lawn	Rachel Baughman	202	7	5	0	0	11	0	19	0	0	4	0	5	197	6	15	7	0 25
Pleasant Mound	Annelda J. Crawford	25	0	12	0	0	0	0	0	0	0	0	0	2	35	0	16	5	0 26
Preston Hollow	Michael Nichols	112	0	0	3	0	8	5	2	0	0	7	1	5	113	0	2	2	0 27
Ridgewood Park	William Wayne Eason	478	23	1	1	0	5	3	3	2	0	5	0	6	495	5	10	11	0 28
St. Luke "Community"	Michael L. Bowie	3911	9	13	3	0	11	15	0	0	0	0	0	13	3949	0	3870	28	3 29
Dallas St. Paul	Richie Butler	437	5	8	0	0	0	4	0	4	30	0	6	5	409	0	393	2	0 30

Metro District Table 1 (Continued)

CHURCH MEMBERSHIP																			
		RECEIVED						REMOVED						MEMBERSHIP ETHNICITY					
CHURCH NAME	PASTOR'S NAME	1	2a	2b	2c	2d	2e	2f	3a	3b	3c	3d	3e	3f	4	5a	5b	5c	5d
		Total Professing Members At Close Of Last Year	Received This Year On Profession Of Faith Through Confirmation	Received This Year On Profession Of Faith Other Than Confirmation	Membership Restored By Affirmation Of Faith	Previous Year's Reporting Errors -Added By Correction	Transferred In From Another United Methodist Church	Received From Other Non-United Methodist Churches	Removed By Charge Conference Action	Withdrawn From Professing Membership	Previous Year's Reporting Errors -Removed by Correction	Transferred Out To Other United Methodist Churches	Transferred Out To Non-United Methodist Church	Removed By Death/Deceased	TOTAL PROFESSING MEMBERS AT CLOSE OF THIS YEAR	Asian	Black	Hispanic/Latino	Native American
31 Spring Valley	Paul Gould	1222	7	3	7	0	9	2	0	2	0	6	0	11	1231	5	95	73	5d
32 Tyler Street	Ed Lantz	725	0	6	0	0	13	5	15	7	12	8	4	13	690	5	5	127	2
33 Unphress Road	Rick Hawkins	195	3	0	0	0	0	2	10	0	0	7	0	2	181	133	15	5	0
34 University Park	Keith Payne Boone	1016	9	20	0	0	11	3	19	8	0	32	9	11	980	2	3	9	0
35 Union	Michael J. Baughman	0	25	0	0	0	16	5	0	0	0	0	0	0	46	3	8	2	0
36 Walnut Hill	Alexandra Robinson	424	9	2	2	0	8	4	10	6	0	5	1	8	419	2	32	18	0
37 Dallas Warren	Joshua Manning	87	0	2	2	0	0	5	11	0	0	0	0	2	83	0	83	0	0
38 Wheatland	Sandra Minor	75	0	0	0	0	0	2	0	6	5	1	0	5	60	0	11	7	0
39 White Rock	Mitchell Boone	479	5	2	0	0	19	6	2	1	170	2	0	12	324	0	1	8	1
40 Church of the Disciple	Quida Lee	187	0	0	0	0	3	1	14	1	1	1	0	0	174	0	167	3	0
41 DeSoto First	Kevin Strempeke	216	0	10	0	0	1	6	0	2	0	2	2	7	220	1	13	10	0
42 The Village	Derek Jacobs	297	0	1	0	0	5	7	0	0	25	0	6	2	277	0	250	0	0
43 Duncanville First	Frank Alegria	832	0	2	0	0	4	3	98	3	0	6	4	10	720	2	17	16	1
44 Jubilee	Robert (Bob) Davis, II	152	1	0	0	0	0	0	0	0	0	0	0	0	153	0	150	1	0
45 Duncanville Trinity	Deborah Riggsby	220	0	1	0	0	2	4	2	1	28	3	1	1	191	1	12	7	0
46 Trinity Hispanic	Deborah Riggsby	0	0	3	0	28	0	0	0	0	0	0	0	0	31	0	0	31	0
47 Chapel Hill	Elzie D Odum	228	0	1	0	0	3	0	5	0	0	2	0	0	225	2	2	4	0
48 Farmers Branch Christ	Kenneth R. Dickson	688	8	0	0	0	6	0	48	4	0	6	3	9	632	3	2	5	0
49 Webb Chapel	Lynda L. Mayberry	91	0	0	0	0	3	0	11	0	0	3	0	8	72	0	0	4	0
50 Ferris God's Kingdom	Sylvesta Shed	21	0	0	0	0	1	0	0	0	0	0	1	2	19	0	19	0	0
51 Axe Memorial	Ernesto Sanchez	189	3	13	0	0	7	3	0	5	15	2	0	7	186	0	3	25	0
52 Buckingham	John F. Allen, Jr.	178	0	2	0	0	9	1	0	0	0	0	0	1	189	3	12	10	0
53 Garland First	Valarie Englert	1195	6	3	4	0	19	12	11	0	0	11	2	20	1195	1	7	28	0
54 New World	Lucretia F acen	182	0	1	0	0	1	2	5	0	0	2	0	3	176	0	7	2	0
55 St. Philip's	Jerry G. Putnam	276	2	0	0	0	4	0	2	10	0	2	2	7	259	13	17	5	1

Metro District Table 1 (Continued)

CHURCH MEMBERSHIP																				
		RECEIVED						REMOVED						MEMBERSHIP ETHNICITY						
	CHURCH NAME	PASTOR'S NAME	1	2a	2b	2c	2d	2e	2f	3a	3b	3c	3d	3e	3f	4	5a	5b	5c	5d
	Grand Prairie First	Kathryn Taylor Stremple	452	9	12	0	0	0	4	0	14	17	2	9	10	425	1	4	31	0
	The Woods	Marie Mitchell	433	0	30	0	0	4	2	26	0	0	2	0	8	433	2	38	40	2
	Irving First	John Wallace	900	5	4	0	0	6	8	29	0	0	9	4	22	859	6	8	72	3
	Immanuel Korean Fellowship	Sung Chol Kwon	70	3	0	0	0	0	2	0	0	0	2	2	0	71	69	0	1	0
	Kirkwood	Joseph Zinser	229	0	0	0	0	0	0	28	15	40	4	0	3	139	0	0	90	0
	Korean Central	Sung Chul Lee	1426	6	12	0	0	0	120	0	0	0	2	56	12	1494	1466	0	0	0
	Northgate	Levy Laguardia	142	5	0	0	0	0	4	18	6	0	3	4	0	120	2	18	4	0
	Oak Haven	Jane Graner	103	0	5	7	0	1	0	0	0	0	0	0	1	115	1	1	44	0
	Plymouth Park	William La Barr	1026	12	3	0	1	0	2	0	12	0	7	4	7	1014	8	13	43	4
	Lancaster First	Jackie Wickware	110	0	0	0	0	0	0	4	0	0	0	0	3	103	1	8	0	0
	Mesquite First	Tom E. Palmer	665	0	0	1	0	3	3	9	0	0	0	0	8	655	11	35	22	1
	St. Marks	Edwn Zarate	151	3	0	1	0	1	0	0	0	0	0	0	5	151	19	2	4	0
	St. Stephen	Roy Atwood	151	0	3	0	0	6	3	2	0	0	2	0	2	157	4	2	1	0
	Arapaho	Blair Thompson-White	1233	6	8	0	0	22	23	0	7	0	4	0	12	1269	4	33	5	4
	Faith	Jimmy Greene	127	0	1	1	0	0	0	0	2	16	0	0	0	111	91	7	7	0
	Richardson First	J. Clayton Oliphint	6409	59	79	5	0	109	64	136	21	0	39	17	68	6444	35	127	53	3
	First Korean	Kwang Bae Park	98	0	0	0	0	0	4	0	0	0	0	3	3	96	93	0	0	0
	Seagoville	Dana Kent	88	4	0	0	0	0	5	27	2	0	0	0	5	63	1	1	1	0
	New Covenant	Raid Fade	171	0	1	0	0	1	2	11	0	1	4	1	1	157	0	11	15	1
	Owenwood	Closed	15	0	0	0	0	0	0	0	0	0	0	15	0	0	0	0	0	0
	METRO DISTRICT	Camille Gaston	0	0	0	0	0	0	0	0	0	0	0	0	0	0	0	0	0	0
	TOTAL 2017		56938	563	907	52	115	596	616	743	2289	404	342	209	567	55233	2219	7276	2248	47
	TOTAL 2016		57506	0	1301	61	131	677	692	1313	445	328	489	240	615	56938	2163	7199	2073	42
	c/Dec 2017 over 2016		-568	563	-394	-9	-16	-81	-76	-570	1844	76	-147	-31	-48	-1705	56	77	175	5

## Metro District Table 2

	CHURCH MEMBERSHIP										CHRISTIAN FORMATION GROUPS (CFG)								
	MEMBERSHIP ETHNICITY					MEMBERSHIP GENDER													
	Pacific Islander	White	Multi-Racial	TOTAL MEMBERSHIP ETHNICITY	Female	Male	TOTAL MEMBERSHIP GENDER	Avg Attendance At All Weekly Worship Services	Number Of Persons Who Worship Online	Number Of Persons Baptized This Year (0-12 Yrs)	Number Of Persons Baptized This Year (13 Yrs-Older)	TOTAL NUMBER OF PERSONS BAPTIZED THIS YEAR	Total Baptized Members Who Have Not Become Professing Members	Number Of Other Constituents					
CHURCH NAME	5e	5f	5g	5	6a	6b	6	7	7a	8a	8b	8	9	10	11a	11b	11c	11d	11
Holy Covenant	1	247	11	290	179	111	290	204	0	4	0	4	59	40	70	29	8	177	284
Wesley Korean	0	3	0	89	58	31	89	120	0	1	0	1	0	0	14	9	3	25	51
Cedar Hill	0	178	5	198	113	85	198	118	0	1	0	1	16	32	12	8	3	45	68
Agape Memorial	0	11	0	140	72	68	140	75	0	1	2	3	3	48	24	16	9	46	95
Camp Wisdom	0	0	0	65	47	18	65	42	0	0	0	0	0	4	0	11	0	5	16
Gen Oaks	0	3	0	31	22	9	31	21	0	0	0	0	0	8	2	5	3	3	13
Casa Emanu-El	0	22	0	162	82	80	162	105	0	1	2	3	1	9	3	5	0	40	48
Casa Linda	0	42	0	182	105	77	182	195	4	7	3	10	33	158	120	24	8	104	256
Christ's Foundry Fellowship	0	1	0	152	105	47	152	251	5	4	8	12	14	500	200	55	15	90	360
Cochran Chapel	0	111	0	119	67	52	119	83	0	0	0	1	24	48	5	1	2	64	72
Cockrell Hill	0	14	0	203	131	72	203	45	0	0	1	1	1	7	12	12	5	13	42
Community	0	0	0	78	52	26	78	70	0	0	0	0	0	6	5	3	6	46	60
Elmwood-El Buen Samaritano	0	57	0	157	87	70	157	135	0	2	0	2	2	29	25	20	15	60	120
Dallas First	0	1237	8	1301	755	546	1301	875	53	29	4	33	337	300	362	106	115	661	1244
Dallas Grace	0	201	0	275	152	123	275	221	0	0	2	2	45	62	24	24	12	196	256
Greenland Hills	0	280	2	295	181	114	295	174	0	9	1	10	55	32	68	35	11	40	154
Hamilton Park	0	4	0	607	405	202	607	400	0	2	0	2	0	0	35	17	25	176	253
Highland Hills	0	1	0	287	173	114	287	178	0	0	0	0	0	27	36	34	28	90	188
Highland Park	6	15358	30	15635	8714	6921	15635	5904	1104	333	32	365	3529	19574	4012	2080	694	4504	11290
Kessler Park	0	504	0	517	300	217	517	123	0	5	0	5	73	51	30	45	13	55	143
Lake Highlands	0	864	0	888	494	394	888	520	0	21	5	26	24	482	131	66	30	280	507
Lakewood	0	135	0	149	87	62	149	73	3	3	0	3	4	11	4	6	3	40	53
Lovers Lane	4	4179	35	5005	2859	2146	5005	1612	562	29	18	47	381	1303	1361	373	325	3414	5473
Northaven	0	542	0	601	327	274	601	482	300	1	0	1	47	175	56	43	50	600	749
Oak Lawn	0	169	0	197	114	83	197	135	20	1	4	5	30	95	15	6	20	80	121
Pleasant Mound	0	13	1	35	23	12	35	17	0	0	0	0	0	10	54	30	12	2	98
Preston Hollow	0	109	0	113	52	61	113	55	0	1	0	1	0	18	6	0	0	60	66
Ridgewood Park	0	469	0	495	312	183	495	185	0	5	0	5	33	33	45	90	12	155	302
St. Luke "Community"	0	43	5	3949	2370	1579	3949	920	0	3	3	6	3	1000	70	50	75	300	495
Dallas St. Paul	0	12	2	409	243	166	409	186	0	1	1	2	0	60	30	31	23	16	100

Metro District Table 2 (Continued)

	CHURCH MEMBERSHIP										CHRISTIAN FORMATION GROUPS (CFG)												
	MEMBERSHIP ETHNICITY						MEMBERSHIP GENDER				MEMBERSHIP				FORMATION GROUPS								
	Pacific Islander	White	Multi-Racial	TOTAL MEMBERSHIP ETHNICITY		Female	Male	TOTAL MEMBERSHIP GENDER		Avg Attendance At All Weekly Worship Services	7a	8a	8b	TOTAL NUMBER OF PERSONS BAPTIZED THIS YEAR		Total Baptized Members Who Have Not Become Professing Members	10	Number Of Other Constituents	11a	11b	11c	11d	TOTAL CHRISTIAN FORMATION GROUP PARTICIPANTS
CHURCH NAME	5e	5f	5g	5	6a	6b	6	7	7a	8a	8b	8	9	10	11a	11b	11c	11d	11				
31 Spring Valley	3	1051	4	1231	738	493	1231	296	0	9	0	9	84	80	60	34	36	338	488	31			
32 Tyler Street	0	541	10	690	405	285	690	303	0	0	1	1	14	36	125	55	100	472	752	32			
33 Umphress Road	0	28	0	181	140	41	181	115	0	3	0	3	0	65	10	30	20	50	110	33			
34 University Park	0	965	1	980	555	425	980	320	0	17	1	18	218	250	100	50	35	520	705	34			
35 Union	0	33	0	46	29	17	46	66	4	0	3	3	0	340	0	2	56	5	63	35			
36 Walnut Hill	1	363	3	419	257	162	419	190	10	3	5	8	68	23	284	45	25	170	524	36			
37 Dallas Warren	0	0	0	83	75	8	83	50	0	1	0	1	0	0	3	0	0	40	43	37			
38 Wheatland	0	42	0	60	39	21	60	25	0	0	0	0	0	4	4	0	0	22	26	38			
39 White Rock	0	314	0	324	198	126	324	195	0	3	0	3	37	130	40	15	30	96	181	39			
40 Church of the Disciple	0	4	0	174	137	37	174	80	0	1	2	3	1	2	10	12	10	64	96	40			
41 DeSoto First	0	186	10	220	138	82	220	130	0	1	1	2	21	28	27	26	15	132	200	41			
42 The Village	0	2	25	277	176	101	277	275	25	0	0	0	0	0	65	35	30	120	250	42			
43 Duncanville First	4	664	16	720	318	402	720	229	0	2	2	4	146	43	50	20	10	175	255	43			
44 Jubilee	0	2	0	153	107	46	153	45	0	1	0	1	0	0	7	7	7	16	37	44			
45 Duncanville Trinity	0	171	0	191	115	76	191	64	0	0	0	0	0	0	3	4	0	25	32	45			
46 Trinity Hispanic	0	0	0	31	21	10	31	48	0	0	3	3	0	50	19	15	6	16	56	46			
47 Chapel Hill	0	217	0	225	137	88	225	78	0	0	0	0	0	22	21	23	1	56	101	47			
48 Farmers Branch Christ	0	619	3	632	367	265	632	273	0	1	2	3	33	275	51	50	0	222	323	48			
49 Webb Chapel	0	68	0	72	49	23	72	20	0	0	0	0	0	0	4	0	0	5	9	49			
50 Ferris God's Kingdom	0	0	0	19	10	9	19	12	0	1	0	1	2	0	0	0	0	4	4	50			
51 Axe Memorial	1	155	2	186	107	79	186	125	5	5	0	5	5	59	23	10	3	90	126	51			
52 Buckingham	2	162	0	189	114	75	189	97	0	1	0	1	11	55	14	15	4	105	138	52			
53 Garland First	2	1154	3	1195	665	530	1195	371	0	4	2	6	3	529	148	54	61	484	747	53			
54 New World	0	162	5	176	108	68	176	109	0	0	1	1	8	5	28	15	8	88	139	54			
55 St. Philip's	0	220	3	259	151	108	259	127	0	2	0	2	26	60	32	24	32	189	277	55			

Metro District Table 2 (Continued)

		CHURCH MEMBERSHIP										CHRISTIAN FORMATION GROUPS (CFG)									
		MEMBERSHIP ETHNICITY					MEMBERSHIP GENDER					Number Of Other Constituents	Total Baptized Members Who Have Not Become Professing Members	TOTAL NUMBER OF PERSONS BAPTIZED THIS YEAR	Number Of Persons Baptized This Year (13 Yrs-Older)	Number Of Persons Baptized This Year (0-12 Yrs)	Number Of Persons Who Worship Online	Avg Attendance At All Weekly Worship Services	Number Of Children CFG Participants And Leaders (Ages 0-11)	Number Of Youth CFG Participants And Leaders (Ages 12-18)	Number Of Young Adults CFG Participants And Leaders (Ages 19-30)
CHURCH NAME	5e	5f	5g	5	6a	6b	6	7	7a	8a	8b	8	9	10	11a	11b	11c	11d	11		
Grand Prairie First The Woods Irving First Immanuel Korean Fellowship Kirkwood	0	341	48	425	300	125	425	179	0	4	6	10	31	125	27	25	22	122	196		
	6	322	23	433	277	156	433	195	0	2	5	7	0	23	85	27	3	60	175		
	0	770	0	859	447	412	859	225	0	3	6	9	31	107	59	42	9	294	404		
	0	1	0	71	43	28	71	45	0	1	2	3	1	2	9	4	32	26	71		
	0	47	2	139	92	47	139	85	0	0	0	0	0	0	8	16	0	25	49		
Korean Central	0	10	18	1494	946	548	1494	2105	0	11	12	23	246	250	193	215	151	525	1084		
Northgate	0	89	7	120	66	54	120	90	0	1	1	2	9	33	25	7	5	9	46		
Oak Haven	0	69	0	115	75	40	115	47	0	7	4	11	16	70	5	4	8	16	33		
Plymouth Park	0	932	14	1014	573	441	1014	366	16	9	6	15	81	170	152	85	55	134	426		
Lancaster First	0	94	0	103	66	37	103	38	0	0	0	0	0	2	3	2	0	0	5		
Mesquite First	0	582	4	655	382	273	655	160	0	0	0	0	73	190	55	15	15	152	237		
St. Marks	0	126	0	151	95	56	151	65	0	1	0	1	7	35	4	14	4	58	80		
St. Stephen	1	143	6	157	84	73	157	89	0	4	0	4	4	108	12	35	15	35	97		
Arapaho	0	1223	0	1269	714	555	1269	280	2	7	1	8	500	729	924	80	105	344	1453		
Faith	0	4	2	111	69	42	111	81	0	0	0	0	31	30	16	14	14	47	91		
Richardson First	7	6208	11	6444	3752	2692	6444	2533	134	65	18	83	65	2583	1001	340	87	552	1980		
First Korean	0	3	0	96	52	44	96	85	0	0	0	0	0	0	15	8	12	40	75		
Seagoville	0	60	0	63	36	27	63	35	0	4	0	4	0	5	10	1	0	28	39		
New Covenant	0	129	1	157	81	76	157	109	7	0	0	0	11	40	19	10	2	53	84		
Owenwood	0	0	0	0	0	0	0	0	0	0	0	0	0	0	0	0	0	0	0		
METRO DISTRICT	0	0	0	0	0	0	0	0	0	0	0	0	0	0	0	0	0	0	0		
TOTAL 2017	38	43085	320	55233	31987	23246	55233	23979	2254	638	170	808	6497	30680	10581	4719	2553	17411	35264		
TOTAL 2016	39	45118	304	56938	33133	23805	56938	23623	0	677	163	840	6609	27098	9085	4350	2402	15608	31445		
%/Dec 2017 over 2016	-1	-2033	16	-1705	-1146	-559	-1705	356	2254	-39	7	-32	-112	3582	1496	369	151	1803	3819		

Inc/Dec 2017 over 2016

-1 -2033 16 -1705 -1146 -359 -1705 356 356 2254 -39 7 7 -32 -112 3882 1496 389 151 1803 3819



Metro District Table 3

	CHRISTIAN FORMATION GROUPS (CFG) INCLUDING SUNDAY SCHOOL						UMM		UMW		MISSION ENGAGEMENT						ASSETS AND DEBT		
	Total Enrolled In Confirmation Preparation Classes This Year	Avg Weekly Attendance (all ages) In Sunday School Or Other Weekly Education Classes	Participants In Vacation Bible School	Number Of Ongoing Sunday Church School Classes Offered	Number Of Ongoing Small Groups, Support Groups, Or Classes Offered (Other Than Sunday Church School)	Number Of Support Groups Or Small Groups Offered Short Term	18a	18b	19a	19b	20a	20b	21	21a	21b	22	23	24	25
CHURCH NAME	12	13	14	15	16	17													
Holy Covenant	2	105	50	11	12	16	0	0	0	0	0	0	8	2	8	175	1464	2710619	117421
Wesley Korean	0	35	21	6	12	6	25	0	47	0	0	0	0	0	0	0	0	2900000	80000
Cedar Hill	0	47	0	5	8	0	0	0	0	0	0	0	3	1	2	134	237	4267968	281136
Agape Memorial	0	46	24	4	3	1	8	700	19	4056	0	0	5	1	3	53	94	2000000	280180
Camp Wisdom	0	0	48	0	1	1	0	0	0	0	0	0	3	1	2	15	507	493753	20404
Glen Oaks	0	4	40	1	1	1	0	0	4	0	0	0	0	0	0	2	0	1567435	96517
Casa Emanu-El	0	16	50	2	11	1	6	1200	12	908	0	0	6	0	7	55	63	504000	436026
Casa Linda	45	99	0	7	16	9	0	0	15	985	0	0	12	3	4	32	561	1572500	11706
Christ's Foundry Fellowship	0	75	0	5	16	4	0	0	0	0	0	0	4	0	0	85	2500	2535000	52099
Cochran Chapel	0	24	55	3	3	2	0	0	0	0	0	0	5	0	5	55	803	9013706	2150431
Cockrell Hill	0	14	0	2	10	1	0	0	0	0	0	0	0	0	0	0	0	2359000	7613
Community	0	42	100	4	4	2	18	0	30	0	0	0	3	3	3	0	600	1500000	2725000
Elmwood-El Buen Samaritan	10	75	30	7	6	3	0	0	0	0	0	0	4	1	3	25	250	4027818	55292
Dallas First	10	418	175	35	1	21	0	0	158	4810	2	47	21	2	15	750	40000	33427125	5085828
Dallas Grace	7	85	30	11	8	6	0	0	30	3050	0	0	7	1	7	80	18023	6511895	990802
Greenland Hills	9	50	100	8	1	1	0	0	0	0	0	0	45	12	45	80	1000	2539500	210352
Hamilton Park	0	80	65	7	10	10	25	4550	66	2471	0	0	7	1	6	55	4095	8424000	186911
Highland Hills	0	63	80	7	5	10	33	745	38	590	0	0	2	1	1	12	8	1169823	194782
Highland Park	322	1913	1650	115	373	98	0	0	641	11282	0	0	50	7	50	5796	125000	103500000	31000000
Kessler Park	6	30	55	6	8	6	0	0	14	480	0	0	17	2	16	75	400	8257478	97807
Lake Highlands	10	200	359	23	5	9	0	0	32	250	3	45	2	0	2	129	450	4500000	76835
Lakewood	0	35	0	2	3	2	0	0	25	0	0	0	4	0	4	45	511	4967000	614153
Lovers Lane	155	287	553	90	129	40	56	1000	200	18997	3	18	44	8	40	5340	39030	40000000	20000000
Northaven	6	72	60	10	11	10	0	0	42	0	1	14	15	4	6	110	900	6021000	495878
Oak Lawn	4	30	0	5	8	8	16	0	23	0	0	0	8	1	8	375	6200	5956496	7811699
Pleasant Mound	0	10	0	2	2	3	12	0	15	1132	0	0	5	0	0	10	221	1473502	133490
Preston Hollow	0	35	0	2	7	0	15	0	16	0	0	0	0	0	0	35	3200	9372744	1723156
Ridgewood Park	24	55	180	9	12	1	6	1500	57	6825	0	0	16	9	13	512	6211	4045351	463869
St. Luke "Community"	9	150	250	13	12	15	103	7000	30	5634	0	0	5	0	0	350	6000	7058384	2029905
Dallas St. Paul	5	60	160	6	3	0	161	3275	34	720	0	0	5	0	4	1031	26281	3480000	40231

Metro District Table 3 (Continued)

	CHRISTIAN FORMATION GROUPS (CFG) INCLUDING SUNDAY SCHOOL						UMM		UMW		MISSION ENGAGEMENT						ASSETS AND DEBT		
							18a	18b	19a	19b	20a	20b	21	21a	21b	22	23	24	25
CHURCH NAME																			
31 Spring Valley	7	264	121	13	13	14	0	0	51	4983	0	0	12	0	9	278	4574	9252075	546728
32 Tyler Street	10	160	38	14	12	6	0	0	0	0	0	0	26	0	13	1982	4077	9408000	1139517
33 Umphress Road	10	75	65	7	2	0	17	100	23	1275	0	0	3	1	3	15	300	216340	290368
34 University Park	27	200	110	20	20	36	18	0	112	8625	0	0	25	4	20	520	57000	43961060	3634331
35 Union	32	0	0	0	6	4	0	0	12	425	0	0	6	2	6	723	56543	11000	530848
36 Walnut Hill	10	292	160	15	16	12	11	815	54	2325	1	10	15	4	11	245	2288	7804676	375350
37 Dallas Warren	0	25	0	4	2	0	8	0	30	500	0	0	2	0	2	10	100	1500000	6500
38 Wheatland	0	24	0	2	2	2	5	0	25	1180	0	0	2	0	2	39	1200	1737578	101206
39 White Rock	7	109	80	10	4	3	0	0	26	600	0	0	13	2	8	103	3500	8500000	40000
40 Church of the Disciple	5	37	45	5	4	3	15	0	25	400	0	0	5	1	2	25	700	1980280	12800
41 DeSoto First	0	68	65	8	8	2	0	0	40	325	0	0	26	10	24	52	300	2650000	436215
42 The Village	5	70	115	4	2	0	25	0	45	0	0	0	3	0	0	3	125	111593	169802
43 Duncanville First	0	200	80	13	4	2	29	0	72	0	0	0	4	1	3	100	120	12291963	1227651
44 Jubilee	1	7	0	1	1	1	5	0	60	0	0	0	0	0	0	0	0	497130	3104
45 Duncanville Trinity	4	12	0	1	6	1	20	880	30	1200	1	12	7	4	7	99	2510	1550000	93930
46 Trinity Hispanic	0	21	0	3	2	0	0	0	0	0	0	0	4	1	3	8	8	0	0
47 Chapel Hill	0	61	75	8	2	2	16	200	20	1600	0	0	7	0	7	150	7500	3212370	386528
48 Farmers Branch Christ	8	145	135	14	13	5	19	0	68	700	0	0	13	2	0	79	1100	7202950	770010
49 Webb Chapel	0	10	0	2	0	0	0	0	0	0	0	0	2	0	0	5	200	8988630	17752
50 Ferris God's Kingdom	0	4	0	1	0	0	0	0	0	50	0	0	2	0	2	5	19	200000	5000
51 Axe Memorial	4	75	35	7	2	0	10	0	15	1169	0	0	15	2	10	50	12000	3818144	209278
52 Buckingham	0	55	0	6	5	1	0	0	0	0	0	0	35	1	2	114	629	2587334	69838
53 Garland First	6	353	251	40	25	11	55	0	32	2042	5	55	5	1	4	1158	7566	8071318	679504
54 New World	0	85	0	11	2	2	19	400	0	0	0	0	4	0	3	55	500	3095000	86095
55 St. Philip's	6	81	25	15	9	4	0	0	0	0	0	0	8	0	8	86	2000	3960700	78672

Metro District Table 3 (Continued)

CHURCH NAME	CHRISTIAN FORMATION GROUPS (CFG) INCLUDING SUNDAY SCHOOL						UMM		UMW		MISSION ENGAGEMENT							ASSETS AND DEBT	
	12	13	14	15	16	17	18a	18b	19a	19b	20a	20b	21	21a	21b	22	23	24	25
56 Grand Prairie First	9	82	50	6	3	2	38	2369	7	2884	0	0	2	0	2	170	3800	7515256	2466244
57 The Woods	0	90	70	8	10	10	12	300	78	4000	0	0	10	0	3	88	400	4400370	4055057
58 Irving First	5	100	110	14	16	6	0	0	0	0	1	19	3	0	3	315	7850	11878313	45870458
59 Immanuel Korean Fellowship	6	7	8	2	3	1	10	0	16	0	0	0	0	0	0	0	0	0	13247259
60 Kirkwood	8	57	55	5	5	3	0	0	0	0	0	0	4	0	3	61	208000	2140039	2150360
61 Korean Central	6	481	220	30	138	45	20	0	60	0	0	0	7	0	0	226	166	8278719	30000061
62 Northgate	2	44	60	5	0	5	9	1500	34	250	0	0	4	0	0	70	2211	1926632	4030962
63 Oak Haven	0	10	0	2	2	0	9	6500	0	0	0	0	3	0	1	37	700	825000	11319763
64 Plymouth Park	12	134	115	15	20	11	0	0	120	6590	1	12	3	1	2	288	1424	6000000	47998764
65 Lancaster First	0	10	38	2	3	0	0	0	10	1195	0	0	2	1	2	15	150	1102680	67711165
66 Mesquite First	0	130	42	11	8	5	0	0	30	800	0	0	2	1	1	62	820	5799420	9128766
67 St. Marks	4	46	39	6	3	0	16	1200	28	4175	0	0	10	3	8	54	601	1400000	42614067
68 St. Stephen	0	48	20	7	5	0	0	0	0	0	0	0	10	2	8	64	4738	1572176	9568168
69 Arapaho	6	95	150	17	14	15	34	1300	75	2825	1	65	16	10	9	683	3026	7500169	43732769
70 Faith	0	59	73	7	3	1	31	0	39	450	0	0	1	0	9	24	231	1263878	1449070
71 Richardson First	89	831	902	58	54	52	213	3603	142	29379	4	60	12	1	12	2750	3000	50568723	587907171
72 First Korean	0	55	16	11	7	4	18	3000	30	4500	1	18	1	0	0	20	19	1300000	3200072
73 Seagoville	4	15	10	2	1	0	10	0	5	0	0	0	2	0	1	8	1600	1928500	125673
74 New Covenant	0	44	70	5	3	2	0	0	0	0	0	0	5	1	5	35	2435	1500000	5197374
74 Owenwood	0	0	0	0	0	0	0	0	0	0	0	0	0	0	0	0	0	850000	074
75 METRO DISTRICT	0	0	0	0	0	0	0	0	0	0	0	0	0	0	0	0	0	0	075
TOTAL 2017	917	8926	7583	845	1161	560	1176	42137	2962	146637	24	375	654	116	472	26290	690639	546514113	100139852
TOTAL 2016	828	8665	7186	888	1015	640	1304	40097	3078	132592	18	251	0	0	0	25883	570870	514181539	92943226
Inc/Dec 2017 over 2016	89	261	397	-43	146	-80	-128	2040	-116	14045	6	124	654	116	472	407	119769	32332574	7196626

## Metro District Table 4

	ASSETS AND DEBT		BENEVOLENT GIVING																	
			26	27	28	29	30	31	32	33	34	35	36a	36b	36c	36d	36e	36f	37	38
	CHURCH NAME																			
1	Holy Covenant	Debt Secured By Church Physical Assets	132019	9135	55990	14491	180	0	0	0	194	0	0	0	0	0	0	0	9662	44383
2	Wesley Korean		1650000	0	12923	12923	0	0	0	0	0	0	0	0	0	0	0	0	0	0
3	Cedar Hill		768871	70	29063	17435	3972	0	0	0	788	0	0	0	0	0	0	0	0	47582
4	Agape Memorial		0	0	13659	13659	0	0	0	0	0	261	92	51	94	90	0	254	155	0
5	Camp Wisdom		0	0	9062	9062	0	0	0	0	0	0	0	0	0	0	0	0	307	0
6	Glen Oaks		0	0	8179	8179	0	0	0	0	0	0	0	0	0	0	0	0	0	0
7	Casa Emanu-El		0	0	14013	193	0	0	0	0	0	0	0	0	0	0	0	0	580	500
8	Casa Linda		0	0	19136	19136	0	0	121	0	220	0	0	0	0	0	0	0	52749	3187
9	Christ's Foundry Fellowship		175789	1662	0	0	845	0	0	0	0	0	0	0	0	0	0	0	0	0
10	Cochran Chapel		0	0	26112	26112	871	0	0	0	1622	0	0	0	0	0	0	0	16472	565
11	Cockrell Hill		0	0	9806	3974	0	0	0	0	0	0	0	0	0	0	0	0	0	1800
12	Community		0	0	11220	419	0	0	0	0	0	0	0	0	0	0	0	0	0	300
13	Elmwood-El Buen Samaritano		25465	0	20740	17915	620	0	0	0	0	23	96	256	0	0	134	0	0	0
14	Dallas First		947211	0	251749	251749	8987	0	129	0	9253	0	0	0	0	0	0	0	53023	54480
15	Dallas Grace		0	0	31260	31260	223	0	0	0	97	0	144	371	136	199	50	183	19377	68226
16	Greenland Hills		488892	0	29498	29498	505	0	84	0	1997	0	0	0	0	0	0	0	2000	38391
17	Hamilton Park		401530	0	96171	96171	0	0	0	0	2000	0	0	0	0	0	0	0	27972	17
18	Highland Hills		0	897	25872	25872	0	0	0	0	0	0	0	0	0	0	0	0	0	0
19	Highland Park		0	0	1265918	1267637	0	0	0	0	291	0	0	0	0	0	0	0	342845	5720340
20	Kessler Park		245828	6507	51788	51788	0	0	0	0	289	0	0	0	0	0	0	0	1478	17202
21	Lake Highlands		993449	0	99837	99937	11225	0	0	0	468	0	0	0	0	0	0	0	3500	89832
22	Lakewood		398947	0	22301	22301	0	0	0	0	0	0	0	0	0	0	0	0	0	722
23	Lovers Lane		5444903	0	394516	394516	0	0	0	0	97	0	0	0	0	0	0	0	119901	51386
24	Northaven		1455000	0	82793	82793	4145	0	0	0	4895	0	0	0	0	0	0	0	13500	46650
25	Oak Lawn		0	0	51277	51277	0	0	0	0	871	100	0	0	0	0	0	0	0	0
26	Pleasant Mound		0	0	9843	9843	0	0	0	0	0	0	0	0	0	0	0	0	1134	864
27	Preston Hollow		0	0	59762	59762	0	0	0	0	3000	0	0	0	0	0	0	0	104239	25308
28	Ridgewood Park		69315	0	47260	47260	25	0	134	0	24	0	24	50	15	0	0	0	3617	6780
29	St. Luke "Community"		316473	21580	275121	275121	0	0	0	0	1849	0	0	0	0	0	0	0	129000	29
30	Dallas St. Paul		310000	0	32142	32142	0	0	0	0	0	0	0	0	0	0	0	0	550	32611

[illegible]

**Metro District Table 4 (Continued)**

	ASSETS AND DEBT		BENEVOLENT GIVING																
		Debt Secured By Church Physical Assets	Other Debt	Total APPORTIONED To Local Church By The Conference	Amount PAID By Local Church To The Conference For All Apportioned Causes	General Advance Specials	World Service Special Gifts	Annual Conference Advance Specials	Youth Service Fund	All Other Funds Sent To Conference For Connectional Mission And Ministry	Total Annual Conference Special Sunday Offerings	Human Relations Sunday	UMCOR Sunday	Peace With Justice Sunday	Native American Ministries Sunday	World Communion Sunday	UM Student Day	Total Amount Given Directly To United Methodist Causes (Not Sent To Conference)	Total Amount Given To Non-United Methodist Benevolent And Charitable Causes
	CHURCH NAME	26	27	28	29	30	31	32	33	34	35	36a	36b	36c	36d	36e	36f	37	38
56	Grand Prairie First	0	0	48574	48574	305	0	0	0	0	0	0	596	0	0	0	0	8885	9339
57	The Woods	3304861	0	37024	37024	0	0	0	0	1941	0	0	0	0	0	0	0	0	57
58	Irving First	0	41992	76266	76266	6279	0	1800	0	275	1621	0	0	0	0	0	0	100	74596
59	Immanuel Korean Fellowship	0	0															0	58
60	Kirkwood	0	0	19284	35	0	0	0	0	0	0	0	0	0	0	0	0	0	59
61	Korean Central	400000	0	116206	116206	0	0	0	0	0	0	0	0	0	0	0	0	191753	8690
62	Northgate	0	0	16750	6819	0	0	0	0	1394	0	125	150	95	147	0	50	0	60
63	Oak Haven	0	0	8668	8668	0	0	0	0	0	0	0	0	0	0	0	0	0	62
64	Plymouth Park	0	22940	99583	99583	8769	0	1000	0	17722	1359	0	0	0	0	0	0	13025	244
65	Lancaster First	0	0	19377	19377	0	0	0	0	0	0	0	0	0	0	0	0	0	63
66	Mesquite First	7804	0	52690	52690	3179	0	0	0	0	0	0	0	0	0	0	0	2445	40150
67	St. Marks	0	0	16232	16232	0	0	56	0	0	0	0	0	0	0	0	0	0	64
68	St. Stephen	0	0	17679	17679	224	0	10	0	145	0	0	0	0	0	0	0	1330	435
69	Arapaho	464925	0	83913	83913	12811	0	0	0	1018	0	0	0	0	0	0	0	22968	7425
70	Faith	96121	0	16992	16992	0	0	0	0	0	0	0	0	0	0	0	0	0	66
71	Richardson First	14218098	0	517488	517488	48499	0	27164	0	21921	1050	0	2500	0	0	1871	0	297150	3500
72	First Korean	0	0	10086	10086	0	0	0	0	0	0	0	0	0	0	0	0	0	72
73	Seagoville	0	0	6893	521	0	0	0	0	0	0	0	0	0	0	0	0	0	73
74	New Covenant	137879	0	20066	20066	793	0	0	0	0	0	0	0	0	0	0	0	0	74
74	Owenwood	0	0	6525	2504	0	0	0	0	0	0	0	0	0	0	0	0	0	74
75	METRO DISTRICT	0	0	0	2172	0	0	0	0	0	0	0	0	0	0	0	0	0	75
	TOTAL 2017	42327322	411165	5308354	5094755	122287	0	34351	0	144360	7774	659	7304	435	531	3166	637	1570316	8166154
	TOTAL 2016	44138185	823798	5285318	5044269	35854	0	28122	0	111183	7054	1429	7249	1184	1217	3813	1401	1765377	4443554
	Inc/Dec 2017 over 2016	-18'0863	-412633	23036	50486	86433	0	6229	0	33177	720	-770	55	-749	-686	-647	-764	-195061	3722600

Metro District Table 5

	MINISTERIAL SUPPORT												LOCAL CHURCH EXPENDITURES							
	CHURCH NAME	39	40	41a	41b	41bb	41c	42a	42b	42c	43	44	45	46	47	48	49	50	TOTAL CHURCH EXPENSES	
	Holy Covenant	20250	26851	61030	0	0	63795	7000	0	34292	5600	0	179426	22632	76081	37810	46103	649780	1	1
	Wesley Korean	7000	10356	49000	0	0	0	18000	0	0	2000	0	0	21000	25000	125000	2500	272779	2	2
	Cedar Hill	7272	10356	47172	0	0	0	30000	0	0	6000	0	85940	6392	96061	680086	10000	1049056	3	3
	Agape Memorial	4391	5178	41526	0	0	0	10200	0	0	283	0	15938	2550	36059	106	0	130887	4	4
	Camp Wisdom	0	0	24000	0	0	0	6000	0	0	0	0	32950	4924	24575	0	0	101818	5	5
	Glen Oaks	7388	10356	19000	0	0	0	6000	0	0	0	0	27420	8307	51200	0	0	137850	6	6
	Casa Emanu-El	7569	10356	46758	0	0	0	12000	0	0	1818	0	13407	4502	21482	0	19447	138612	7	7
	Casa Linda	6829	4404	44438	0	52749	0	16500	18500	0	0	0	43036	14065	70408	0	20577	361670	8	8
	Christ's Foundry Fellowship	7488	10356	58500	0	0	0	29000	0	0	0	0	118894	31500	64675	8300	0	368558	9	9
	Cochran Chapel	8138	10356	60000	0	0	0	20000	0	0	1432	0	87020	19794	51504	0	600	304486	10	10
	Cockrell Hill	0	0	0	0	0	0	24000	0	0	0	0	13896	2940	37760	0	3450	87820	11	11
	Community	7627	13748	47526	0	0	0	12000	0	0	1991	0	9600	5000	35000	0	0	133211	12	12
	Elmwood-El Buen Samaritano	7509	10356	40771	0	6000	0	17500	0	0	2663	0	50173	7831	72130	14400	31440	273817	13	13
	Dallas First	23142	25590	119995	0	91003	0	59581	56000	36962	0	0	1562249	193147	350534	77000	281978	3279518	14	14
	Dallas Grace	5362	10356	52000	0	0	32657	16800	0	0	0	0	95482	20122	74507	0	11192	438744	15	15
	Greenland Hills	7566	10356	30950	0	0	0	30000	0	0	6000	0	112737	15360	70242	65912	22455	444053	16	16
	Hamilton Park	15753	20712	76844	0	49634	0	29700	14879	0	0	2500	289843	134099	333352	79740	2538	1175737	17	17
	Highland Hills	7486	10356	46258	0	10000	0	12000	0	0	5000	0	51824	15187	56782	3600	0	244365	18	18
	Highland Park	142395	163107	270000	0	942812	96797	80000	376784	78077	0	0	6121121	1233605	1616241	0	11245000	29697052	19	19
	Kessler Park	7515	10356	57750	0	0	0	2239	0	0	5500	13998	225209	17416	161341	20240	0	592321	20	20
	Lake Highlands	31161	41424	64925	0	117334	37351	24000	32000	20517	0	0	436678	138486	94437	138253	47697	1429225	21	21
	Lakewood	8030	10458	51959	0	0	0	24721	0	0	378	0	60730	19108	96490	29640	533	325070	22	22
	Lovers Lane	118403	72696	214459	0	270141	50135	53000	102601	28140	0	0	1090943	158894	437376	242847	197829	3603364	23	23
	Northaven	8472	10356	72991	0	0	0	15486	0	0	0	0	265497	76536	147487	149335	0	898143	24	24
	Oak Lawn	15660	20891	64920	0	5501	46863	16600	5501	12500	0	0	135281	74910	203639	0	1086269	1740783	25	25
	Pleasant Mound	5738	10536	47426	0	0	0	12000	0	0	500	0	15000	9466	30000	0	33160	175667	26	26
	Preston Hollow	6900	18665	52616	0	29878	0	35417	12600	0	1594	25308	266472	57314	84590	0	1461493	2245156	27	27
	Ridgewood Park	8798	10356	50000	0	0	0	52000	0	0	4040	0	173003	49760	94574	27948	117048	645456	28	28
	St. Luke "Community"	25502	31068	86805	0	108212	0	45000	36240	0	2128	15204	1014633	372803	417163	163440	145934	2870102	29	29
	Dallas St. Paul	7896	10560	60000	0	10000	0	12000	0	0	265	0	77910	7892	76021	27302	25001	380150	30	30



Metro District Table 5 (Continued)

		MINISTERIAL SUPPORT										LOCAL CHURCH EXPENDITURES								
	CHURCH NAME	39	40	41a	41aa	41b	41bb	41c	42a	42b	42c	43	44	45	46	47	48	49	50	TOTAL CHURCH EXPENSES
31	Spring Valley	16412	20712	51515		0	36426	0	54000	22600	0	1000	0	394921	56719	102333	39240	42109	1024632	31
32	Tyler Street	15933	20916	72297	0	47924	19400	0	8253	4102	0	5210	0	275210	22952	145136	350574	136933	1420552	32
33	Umphress Road	7623	10356	39458	0	0	0	0	12000	0	0	0	0	30839	6831	35328	0	0	158748	33
34	University Park	18440	21720	108075	0	74880	0	0	6800	18430	0	6008	0	1173263	70922	187979	450269	9099	2613682	34
35	Union	7651	10506	54189	0	0	0	0	12000	0	0	0	0	195400	13403	273856	0	74000	651881	35
36	Walnut Hill	7905	10356	47738	0	0	0	0	12000	0	0	0	0	193740	40578	240392	32156	46766	714858	36
37	Dallas Warren	0	0	29500	0	0	0	0	13500	0	0	0	0	17000	2500	45000	82500	1000	192000	37
38	Wheatland	0	0	16079	0	0	0	0	18663	0	0	0	0	6868	2294	44548	31259	41672	173120	38
39	White Rock	7772	10560	45025	0	0	0	0	24960	0	0	0	0	258322	16109	80642	0	27265	541916	39
40	Church of the Disciple	7288	10356	45143	0	0	0	0	0	0	0	0	0	18000	4086	64661	50400	0	207501	40
41	DeSoto First	7873	10356	51157	0	0	0	0	20000	0	0	5246	0	88416	17013	81164	0	19237	364707	41
42	The Village	7379	10356	37000	0	19176	0	0	28000	0	0	3000	8820	94580	54124	59450	0	51288	398386	42
43	Duncanville First	12087	15840	58565	0	24500	0	0	21420	3084	0	0	14000	252819	52032	219909	37073	63028	908234	43
44	Jubilee	0	0	15750	0	0	0	0	13750	0	0	0	0	12000	531	17067	17400	0	76498	44
45	Duncanville Trinity	8314	10356	45211	0	0	0	0	24000	0	0	6812	0	42842	24920	29098	17672	79123	328623	45
46	Trinity Hispanic	0	0	0	0	0	0	0	0	0	0	0	0	34159	6646	5820	0	0	47305	46
47	Chapel Hill	7626	10560	26042	0	0	0	0	34800	0	0	0	0	50429	10791	41911	0	27683	300651	47
48	Farmers Branch Christ	9080	10356	78546	0	0	0	0	28814	0	0	195	6717	407506	67779	171597	74280	87282	1109062	48
49	Webb Chapel	0	0	7370	0	0	0	0	18350	0	0	916	0	26400	1910	51622	0	4800	112225	49
50	Ferris God's Kingdom	0	0	8840	0	0	0	0	0	0	0	100	0	0	0	550	0	0	10964	50
51	Axe Memorial	7568	10506	49895	0	0	0	0	12000	0	0	0	0	85191	13798	82856	0	6736	313222	51
52	Buckingham	8016	11064	53814	0	0	0	0	21600	0	0	500	0	65581	6484	21181	14860	170107	415353	52
53	Garland First	18758	21120	40685	0	18500	0	33434	42307	18094	18000	6000	0	424626	58584	233623	0	7472	1139943	53
54	New World	7789	11028	51550	0	0	0	0	16800	0	0	748	0	77071	13312	120271	60000	3671	404589	54
55	St. Philip's	8649	10860	43854	0	0	0	0	30000	0	0	1200	21187	106438	24741	54440	54966	0	387837	55



Metro District Table 5 (Continued)

	MINISTERIAL SUPPORT										LOCAL CHURCH EXPENDITURES									
		39	40	41a	41aa	41b	41bb	41c	42a	42b	42c	43	44	45	46	47	48	49	50	TOTAL CHURCH EXPENSES
56	Grand Prairie First	8740	10356	81545	0	0	0	0	0	0	0	5429	0	214692	28438	89949	0	14696	521544	56
57	The Woods	7923	10560	46316	0	0	0	0	15000	0	0	8500	0	117017	3305	71089	147401	0	466076	57
58	Irving First	12325	15840	66301	0	20863	0	0	36000	6000	0	3460	4896	210032	50456	167196	0	46049	800355	58
59	Immanuel Korean Fellowship	0	0	24000	0	0	0	0	0	0	0	0	0	12800	10370	20760	0	0	67930	59
60	Kirkwood	0	0	27667	18976	28000	0	0	12000	12000	0	0	0	24068	1662	31846	0	9965	155933	60
61	Korean Central	7253	10356	38400	0	24000	0	0	1800	0	0	12000	600	362983	234137	220000	409000	61300	2348647	61
62	Northgate	7435	10356	45265	0	0	0	0	5000	0	0	0	0	57683	752	32092	0	0	167363	62
63	Oak Haven	6648	9012	34088	7284	0	0	0	12000	0	0	0	0	8060	1201	34702	0	64016	178639	63
64	Plymouth Park	10740	13200	86740	0	12714	0	0	18000	15360	0	7597	0	283227	144810	189970	0	950453	1914419	64
65	Lancaster First	7245	10356	36558	0	0	0	0	24000	0	0	303	0	62783	0	42129	0	15070	218256	65
66	Mesquite First	8044	10356	59291	0	0	0	0	18589	0	0	320	0	127347	22598	166065	53384	90199	621932	66
67	St. Marks	6963	10668	47576	0	0	0	0	12000	0	0	0	0	36660	2058	44619	0	0	180332	67
68	St. Stephen	3754	5178	29394	0	0	0	0	15000	0	0	0	0	68522	3283	33331	0	1930	193212	68
69	Arapaho	9026	10356	84605	0	0	0	0	25000	0	0	4789	0	257724	36555	101467	354619	19315	1066420	69
70	Faith	7684	10356	41116	0	0	0	0	3900	0	0	2910	0	34300	4112	20276	10860	0	152506	70
71	Richardson First	67841	81696	151865	0	225632	0	97255	60000	161592	22900	4500	0	2085283	342659	706405	2464447	28443	7606623	71
72	First Korean	7538	10356	36000	0	0	0	0	24000	0	0	4000	0	23100	12438	16505	0	14550	158773	72
73	Seagoville	0	0	11600	0	0	0	0	3332	0	0	2099	0	3987	588	10086	0	20000	58113	73
74	New Covenant	7264	10860	45159	0	0	0	0	17742	0	0	2000	0	59933	10251	52841	16980	0	240889	74
74	Owenwood	0	0	8335	0	0	0	0	4165	0	0	0	0	59933	0	0	0	0	15004	74
75	METRO DISTRICT	0	0	0	0	0	0	0	0	0	0	0	0	0	0	0	0	0	2172	75
TOTAL 2017		915826	1098262	4038738	56310	78149	483003	1510189	916367	251388	142034	113230	21051134	4244274	9468473	6660299	17047301	85346877		
TOTAL 2016		766923	958973	3997089	0	2146348	0	0	0	0	172639	130208	20053373	4326675	9076691	3652361	12358204	72287670		
Inc/Dec 2017 over 2016		148903	139289	41649	56310	107282	78149	483003	1510189	916367	251388	-30605	-16978	997761	-76401	391782	3007938	4689097	13059207	

Metro District Table 6

CHURCH NAME	RECEIVED FOR ANNUAL BUDGET/SPENDING PLAN								RCVD FOR CAPITAL CAMPAIGNS/SPECIAL PROJECTS				RECEIVED FROM CONNECTIONAL/OTHER SOURCES						
	51	52a	52b	52c	52d	52e	52f	52g	52t	53a	53b	53c	53d	53t	54a	54b	54c	54t	55
																		</	

Metro District Table 6 (Continued)

CHURCH NAME	RECEIVED FOR ANNUAL BUDGET/SPENDING PLAN										RCVD FOR CAPITAL CAMPAIGNS/SPECIAL PROJECTS					RECEIVED FROM CONNECTIONAL/OTHER SOURCES				
	51	52a	52b	52c	52d	52e	52f	52g	52t	53a	53b	53c	53d	53t	54a	54b	54c	54t	55	
31 Spring Valley	261	757705	173963	11241	648	0	85067	0	1028624	0	2235	0	0	2235	0	0	0	0	1030859	31
32 Tyler Street	336	620274	138635	10872	329	0	9649	18215	797974	0	7575	1489555	107955	1605085	0	0	22400	22400	2425459	32
33 Unphress Road	70	90910	75535	5600	0	0	200	3900	176145	0	0	0	2500	2500	0	0	0	0	178645	33
34 University Park	356	1387907	417471	23718	67588	0	0	0	1896684	1133020	99237	0	0	1232257	0	0	0	0	3128941	34
35 Union	180	0	764565	3423	0	5000	44157	0	817145	0	0	0	0	0	0	21597	2000	23597	840742	35
36 Walnut Hill	284	446513	60636	6798	0	0	55249	46892	615888	3000	13778	59510	27651	103939	0	0	0	0	719827	36
37 Dallas Warren	64	0	150000	0	0	0	0	10000	160000	0	0	0	0	0	0	0	25200	25200	185200	37
38 Wheatland	50	0	78137	1430	0	0	16400	0	95967	21335	60587	0	2081	84003	0	0	0	0	179970	38
39 White Rock	257	371053	0	30561	0	0	73331	2825	477770	311931	2110	0	0	314041	0	0	66000	66000	857811	39
40 Church of the Disciple	60	84880	121425	4602	4	0	0	9191	220102	0	0	0	0	0	0	0	0	0	220102	40
41 DeSoto First	116	303728	43908	1543	32	0	9835	0	359046	0	7800	0	0	7800	0	0	0	0	366846	41
42 The Village	177	0	382504	25730	0	0	0	0	408234	55876	0	0	0	55876	0	0	0	0	464110	42
43 Duncanville First	328	628314	163234	11650	5070	0	9210	0	817478	10990	56440	0	144160	211590	0	0	0	0	1029068	43
44 Jubilee	80	0	78373	2000	0	0	0	0	80373	0	0	0	0	0	0	0	0	0	80373	44
45 Duncanville Trinity	57	226397	0	13766	0	0	0	0	240163	5000	0	70098	16322	91420	0	0	0	0	331583	45
46 Trinity Hispanic	25	0	27490	7684	0	0	0	0	35174	0	0	0	0	0	0	0	15025	15025	50199	46
47 Chapel Hill	74	202108	0	8544	8468	0	53800	0	272920	0	0	0	0	0	0	0	0	0	272920	47
48 Farmers Branch Christ	362	756458	178723	8701	0	0	0	1326	945208	40134	7460	189157	61461	298212	0	0	0	0	1243420	48
49 Webb Chapel	32	34774	49102	1282	24	0	3281	2669	91132	0	350	0	1117	1467	0	0	0	0	92598	49
50 Ferris God's Kingdom	11	12967	0	1537	0	0	300	3000	17904	0	0	0	0	0	0	0	0	0	17804	50
51 Ave Memorial	175	180858	69965	8755	3817	0	1575	4800	289770	0	15472	32961	95	48528	0	0	0	0	318298	51
52 Buckingham	118	162920	69701	3950	0	0	2480	21853	260904	0	14351	0	4870	19221	0	0	0	0	280125	52
53 Garland First	555	584587	392596	14873	899	0	0	0	992955	3330	5635	0	0	8965	0	0	0	0	1001920	53
54 New World	74	288547	37963	3465	295	0	43154	13841	387265	20800	0	0	0	20800	0	0	0	0	408065	54
55 St. Philip's	181	0	327259	4052	0	0	4463	30553	366327	14120	0	0	0	14120	0	0	0	0	380447	55

Metro District Table 6 (Continued)

	RECEIVED FOR ANNUAL BUDGET/SPENDING PLAN								RCVD FOR CAPITAL CAMPAIGNS/SPECIAL PROJECTS				RECEIVED FROM CONNECTIONAL/OTHER SOURCES							
									TOTAL INCOME FOR ANNUAL BUDGET/SPENDING PLAN	53a	53b	53c	53d	53i	54a	54b	54c	54i	TOTAL CHURCH INCOME	55

North Central District Table 1

CHURCH MEMBERSHIP																					
		RECEIVED							REMOVED						MEMBERSHIP ETHNICITY						
	CHURCH NAME	PASTOR'S NAME	1	2a	2b	2c	2d	2e	2f	3a	3b	3c	3d	3e	3f	TOTAL PROFESSING MEMBERS AT CLOSE OF THIS YEAR	4	5a	5b	5c	5d
1	Creekwood	David Lessner	1100	0	0	7	0	24	15	59	11	203	2	6	2	863	6	6	5	0	1
2	Allen First	Todd Harris	1979	15	10	0	0	14	3	0	121	0	10	2	9	1879	2	11	19	1	2
3	Suncreek	Barry Hughes	1980	7	20	0	0	31	17	0	5	0	2	2	4	2042	15	18	24	0	3
4	Anna	Eric Roberson	68	0	0	0	0	1	5	0	0	0	0	0	4	70	0	0	1	0	4
5	Argyle	Chris Schoolcraft	1270	20	15	0	0	22	15	0	0	28	12	0	9	1293	4	4	19	0	5
6	Aubrey	Joseph Baker	54	0	1	0	0	2	0	0	0	0	5	0	2	50	0	0	1	0	6
7	Blue Ridge	Daniel A. Gurley	172	0	3	0	0	0	3	6	9	0	0	13	0	150	0	0	5	0	7
8	Aldersgate	Lyle Benson	340	8	1	0	0	13	2	13	7	0	7	0	4	333	18	6	6	0	8
9	Cambodian Fellowship	Chiv Peter In	78	0	6	0	0	0	11	0	0	7	0	0	0	88	0	0	0	0	9
10	Carrollton First	W. Douglas Miller	723	8	5	8	0	3	9	34	11	1	5	16	7	682	55	9	20	0	10
11	Celina	John Baldwin	602	0	1	13	0	31	15	0	0	0	0	1	3	658	1	7	10	1	11
12	Chambersville	Paige Christian	62	0	0	0	0	0	0	0	0	0	0	0	0	62	0	0	0	0	12
13	Cottage Hill	Paige Christian	37	0	0	0	0	0	0	0	0	0	0	0	0	37	0	0	2	0	13
14	Copeville: Community	Katie Shockley	39	1	0	0	0	2	5	4	0	0	3	4	0	36	0	0	0	0	14
15	Coppell First	Thomas O. Palmer	2224	41	2	4	0	17	13	171	18	0	46	0	3	2063	39	11	20	0	15
16	Corinth: Faith	Rodney Whitfield	395	16	0	0	0	10	3	0	0	0	5	1	0	418	1	0	7	0	16
17	Denton Asbury	Emeral Noah	146	0	0	0	4	6	2	1	0	0	0	2	3	152	3	2	4	0	17
18	Blue Mound	Jacob Fields	83	0	6	0	1	9	3	0	0	0	1	0	1	100	0	0	0	0	18
19	Cooper Creek	Michael Joel Scheller	77	0	0	0	0	0	0	0	0	59	1	0	0	17	0	0	0	0	19
20	Denton First	Don Lee	1770	16	7	0	0	18	10	15	14	1	18	5	22	1746	6	12	54	3	20
21	Denton Trinity	James B. Bowden	518	5	36	2	0	6	0	99	0	0	0	0	4	464	6	12	7	0	21
22	Christ Church of North Texas	Duk Kum Kim	109	0	12	2	0	20	0	6	12	0	0	0	0	125	0	0	0	0	22
23	Farmersville	Thomas W. Waitschies	394	0	2	0	0	2	0	0	0	0	1	0	7	390	0	1	2	1	23
24	Flower Mound	Holly Gotelli	1194	22	5	8	0	24	25	52	2	0	8	0	5	1211	8	1	15	0	24
25	Trietsch Memorial	Daniel Drew Humbert	2771	44	18	3	3	28	15	290	35	0	32	34	19	2472	16	10	27	0	25

North Central District Table 1 (Continued)

CHURCH MEMBERSHIP																					
		RECEIVED							REMOVED							MEMBERSHIP ETHNICITY					
	CHURCH NAME	PASTOR'S NAME	1	2a	2b	2c	2d	2e	2f	3a	3b	3c	3d	3e	3f	4	5a	5b	5c	5d	
			Total Professing Members At Close Of Last Year	Received This Year On Profession Of Faith Through Confirmation	Received This Year On Profession Of Faith Other Than Confirmation	Membership Restored By Affirmation Of Faith	Previous Year's Reporting Errors -Added By Correction	Transferred In From Another United Methodist Church	Received From Other Non-United Methodist Churches	Removed By Charge Conference Action	Withdrawn From Professing Membership	Previous Year's Reporting Errors -Removed by Correction	Transferred Out To Other United Methodist Churches	Transferred Out To Non-United Methodist Church	Removed By Death/Deceased	TOTAL PROFESSING MEMBERS AT CLOSE OF THIS YEAR	Asian	Black	Hispanic/Latino	Native American	
26	Forney	Christopher L. Allen	466	6	3	4	0	10	12	0	0	0	0	0	3	498	2	12	11	0	26
27	Frisco First	Mark Vowell	1081	26	16	0	0	46	22	0	1	0	17	8	9	1156	11	31	11	0	27
28	Grace Avenue	Billy Echols-Richter	2618	55	39	6	0	47	42	0	20	0	7	3	6	2771	27	38	46	4	28
29	Cross Way	Alex Williams	99	4	8	0	0	8	8	0	0	0	14	0	0	113	4	0	0	0	29
30	Cornerstone	Charles Church	117	3	0	0	0	3	0	0	0	0	0	0	0	123	3	6	4	0	30
31	Heath	Omar Al-Rikabi	451	0	9	0	0	4	4	0	34	87	2	4	2	339	2	2	0	0	31
32	Justin	Robert M. Price	258	0	0	0	0	2	0	0	0	0	1	0	4	255	0	0	1	0	32
33	Krum First	Kevin McClain	90	0	1	0	7	0	0	0	0	0	0	0	2	96	0	1	1	0	33
34	Lake Cities	Rene P. Lawson	439	3	2	0	0	4	5	11	8	0	16	2	2	414	3	1	34	2	34
35	Chinn's Chapel	D. Paul McCarvey	108	0	4	0	1	15	0	16	0	0	0	2	2	108	0	1	0	2	35
36	Lewisville First	Abriel Goforth	863	4	3	0	0	12	8	12	0	0	5	6	6	861	3	6	36	2	36
37	Vista Ridge	Mary Beth Hardesty-Crouch	338	0	0	9	2	6	3	11	0	5	1	3	0	338	6	13	8	1	37
38	Button Memorial	Jay Cousino	75	0	4	0	0	3	0	0	0	0	0	0	3	79	0	0	5	0	38
39	Oak Grove	Donald W. Kirsch	104	0	0	1	0	3	0	0	2	0	0	0	2	104	0	0	0	1	39
40	Good Shepherd	Brian G. McPherson	90	0	4	0	0	0	0	0	0	0	0	0	1	93	0	0	0	0	40
41	McKinney First	Thomas O. Brumett	4148	74	27	60	8	110	78	0	11	2	28	6	28	4430	15	42	60	2	41
42	Stonebridge	Jeff Lust	1626	26	1	7	0	16	20	28	291	0	42	9	4	1322	10	11	18	1	42
43	Pilot Point	Penny Mitchell	111	0	0	0	0	1	1	0	0	0	0	0	2	111	0	0	0	0	43
44	Plano Christ	Donald W. Underwood	5430	47	94	4	0	64	22	48	19	0	37	5	21	5531	56	24	30	0	44
45	Custer Road	Kory Knott	3798	42	17	5	0	44	36	141	65	0	56	31	14	3635	38	30	35	5	45
46	Plano First	Matthew Gaston	1882	22	4	5	11	17	15	0	35	0	17	3	11	1890	51	33	90	2	46
47	St. Andrew	C. Robert Hasley, Jr.	7357	71	16	1	0	98	101	0	6	0	42	4	23	7569	68	62	70	0	47
48	Pleasant Grove	Pam Zolczer	27	0	0	0	0	0	0	0	0	5	0	13	0	9	0	0	0	0	48
49	Verona	Pam Zolczer	12	0	0	0	0	0	0	0	0	0	0	0	1	11	0	0	0	0	49
50	Ponder	Roger Ellison	60	0	3	0	0	0	3	0	0	0	2	0	0	64	0	0	0	0	50

North Central District Table 1 (Continued)

CHURCH MEMBERSHIP																			
		RECEIVED								REMOVED					MEMBERSHIP ETHNICITY				
			2a	2b	2c	2d	2e	2f	3a	3b	3c	3d	3e	3f	TOTAL PROFESSING MEMBERS AT CLOSE OF THIS YEAR	5a	5b	5c	5d
		Total Professing Members At Close Of Last Year	1												4				
51	Prosper	Pastor's Name	349	13	0	2	0	11	21	2	0	9	0	3	377	2	3	6	0
52	Rockwall First	Jason McConnell	2688	49	21	2	0	42	48	3	0	25	2	15	2789	13	23	41	3
53	Rowlett First	Joe C. Pool	1457	0	23	0	0	15	3	4	38	7	3	7	1453	10	8	75	0
54	Royse City First	David J. Turner	416	5	4	0	0	0	0	0	1	3	0	3	431	0	6	7	0
55	Sachse First	Christopher Everson	485	10	6	0	0	4	0	2	3	2	5	2	507	4	9	8	0
56	Pleasant Valley	Frank Rahm	152	0	6	0	0	1	5	0	12	4	0	3	136	1	0	2	3
57	Sanger	Deniece Mason	37	0	0	3	0	8	3	0	0	0	0	0	47	0	0	0	0
58	Stony	Phillip Stobaugh	9	0	0	0	0	0	0	0	0	0	0	0	9	0	0	0	0
59	The Colony First	Michael Joel Scheller	506	0	7	5	0	15	36	7	12	4	0	4	472	11	24	34	2
60	Trophy Club Fellowship	Marsha Middleton	420	24	14	0	0	4	0	0	1	5	4	1	476	4	12	12	0
61	Wylie	Edlen O. Cowley	632	14	4	1	0	8	53	9	7	8	2	3	592	1	32	22	0
62	NORTH CENTRAL DIST.	Wallace A. Williams	0	0	0	0	0	0	0	0	0	0	0	0	0	0	0	0	0
	TOTAL 2017	Ronald Henderson	56984	701	490	162	37	659	1186	764	472	512	201	295	56610	733	540	915	36
	TOTAL 2016		57192	0	1178	132	229	691	1840	327	202	698	166	305	56984	671	534	904	35
	Inc/Dec 2017 over 2016		-208	701	-688	30	-192	-93	-654	437	270	-186	35	-10	-374	62	6	11	1



North Central District Table 2

	CHURCH MEMBERSHIP										CHRISTIAN FORMATION GROUPS (CFG)										
	MEMBERSHIP ETHNICITY					MEMBERSHIP GENDER					TOTAL CHRISTIAN FORMATION GROUP PARTICIPANTS										
	Pacific Islander	White	Multi-Racial	TOTAL MEMBERSHIP ETHNICITY		Female	Male	TOTAL MEMBERSHIP GENDER		Avg Attendance At All Weekly Worship Services	Number Of Persons Who Worship Online	Number Of Persons Baptized This Year (0-12 Yrs)	Number Of Persons Baptized This Year (13 Yrs-Older)	TOTAL NUMBER OF PERSONS BAPTIZED THIS YEAR	Total Baptized Members Who Have Not Become Professing Members	Number Of Other Constituents	Number Of Children CFG Participants And Leaders (Ages 0-11)	Number Of Youth CFG Participants And Leaders (Ages 12-18)	Number Of Young Adults CFG Participants And Leaders (Ages 19-30)	Number Of Other Adult CFG Participants And Leaders (Ages 31+)	
	5e	5f	5g	5	6a			6	7	7a	8a	8b	8	9	10	11a	11b	11c	11d	11	
1 Creekwood	0	836	10	863	445	418	863	454	0	14	0	0	14	153	50	291	100	5	417	813	1
2 Allen First	2	1842	2	1879	958	921	1879	802	0	10	2	2	12	176	211	151	106	54	312	623	2
3 Suncreek	2	1981	2	2042	1107	935	2042	1012	423	8	0	0	8	421	1001	1449	195	42	671	2357	3
4 Anna	0	69	0	70	40	30	70	50	0	0	0	0	0	0	18	21	8	6	28	63	4
5 Argyle	1	1257	8	1293	687	606	1293	442	0	13	7	7	20	124	294	375	250	10	342	977	5
6 Aubrey	0	47	2	50	32	18	50	25	0	0	0	0	0	1	15	0	0	1	11	12	6
7 Blue Ridge	0	145	0	150	89	61	150	86	0	4	2	2	6	17	17	27	17	20	55	119	7
8 Aldersgate	0	300	3	333	183	150	333	190	0	6	3	3	9	30	31	50	35	0	108	193	8
9 Cambodian Fellowship	0	0	0	88	50	38	88	62	0	0	6	6	6	0	0	6	6	0	30	42	9
10 Carrollton First	0	584	14	682	384	298	682	341	0	6	5	5	11	75	102	177	62	18	259	516	10
11 Celina	0	638	1	658	336	322	658	488	255	7	1	1	8	47	147	30	18	18	148	214	11
12 Chambersville	0	62	0	62	30	32	62	21	0	0	0	0	0	6	0	1	0	0	13	14	12
13 Cottage Hill	0	35	0	37	19	18	37	19	0	0	0	0	0	0	0	0	0	0	9	9	13
14 Copeville: Community	0	36	0	36	19	17	36	23	0	1	0	0	1	0	8	0	1	0	13	14	14
15 Coppell First	0	1985	8	2063	1085	978	2063	653	0	25	2	2	27	230	555	300	201	102	919	1522	15
16 Corinth: Faith	0	410	0	418	231	187	418	196	0	6	0	0	6	61	90	83	51	26	195	355	16
17 Denton Asbury	0	143	0	152	90	62	152	99	0	0	0	0	0	4	50	5	7	7	60	79	17
18 Blue Mound	0	99	1	100	55	45	100	68	15	3	0	0	3	21	52	33	1	0	13	47	18
19 Cooper Creek	0	17	0	17	8	9	17	13	0	0	0	0	0	0	0	0	0	1	2	3	19
20 Denton First	1	1670	0	1746	1015	731	1746	794	43	13	10	10	23	179	381	248	136	92	360	836	20
21 Denton Trinity	2	437	0	464	237	227	464	395	199	9	3	3	12	115	53	71	19	17	193	300	21
22 Christ Church of North Texas	0	5	0	125	65	60	125	80	0	2	0	0	2	2	0	14	12	5	7	38	22
23 Farmersville	0	386	0	390	258	132	390	108	0	0	0	0	0	4	42	12	15	6	45	78	23
24 Flower Mound	0	1185	2	1211	628	583	1211	504	0	11	3	3	14	255	546	554	240	36	594	1424	24
25 Trietsch Memorial	0	2416	3	2472	1307	1165	2472	1260	161	24	5	5	29	236	1000	240	713	17	1096	2066	25



North Central District Table 2 (Continued)

	CHURCH MEMBERSHIP										CHRISTIAN FORMATION GROUPS (CFG)								
	MEMBERSHIP ETHNICITY				MEMBERSHIP GENDER														
	Pacific Islander	White	Multi-Racial	TOTAL MEMBERSHIP ETHNICITY	Female	Male	TOTAL MEMBERSHIP GENDER	Avg Attendance At All Weekly Worship Services	Number Of Persons Who Worship Online	Number Of Persons Baptized This Year (0-12 Yrs)	Number Of Persons Baptized This Year (13 Yrs-Older)	TOTAL NUMBER OF PERSONS BAPTIZED THIS YEAR	Total Baptized Members Who Have Not Become Professing Members	Number Of Other Constituents	Number Of Children CFG Participants And Leaders (Ages 0-11)	Number Of Youth CFG Participants And Leaders (Ages 12-18)	Number Of Young Adults CFG Participants And Leaders (Ages 19-30)	Number Of Other Adult CFG Participants And Leaders (Ages 31+)	TOTAL CHRISTIAN FORMATION GROUP PARTICIPANTS
	5e	5f	5g	5	6a	6b	6	7	7a	8a	8b	8	9	10	11a	11b	11c	11d	11
26 Forney	1	467	5	498	272	226	498	215	0	2	9	11	64	170	135	30	0	201	366
27 Frisco First	0	1099	4	1156	648	508	1156	627	15	9	4	13	265	244	344	60	12	363	779
28 Grace Avenue	12	2579	65	2771	1461	1310	2771	1001	33	24	15	39	575	343	708	568	165	393	1834
29 Cross Way	0	109	0	113	63	50	113	140	12	6	3	9	6	75	35	17	6	54	112
30 Cornerstone	0	105	5	123	76	47	123	73	8	1	0	1	12	65	12	15	6	84	117
31 Heath	1	334	0	339	171	168	339	95	12	0	0	0	15	44	18	10	1	30	59
32 Justin	0	253	1	255	128	127	255	172	0	1	0	1	3	0	22	82	13	57	174
33 Krum First	0	94	0	96	60	36	96	73	0	0	0	0	0	20	15	13	0	44	72
34 Lake Cities	0	366	8	414	238	176	414	161	0	4	0	4	4	48	17	39	2	65	123
35 Chinn's Chapel	0	105	0	108	68	40	108	63	0	1	1	2	3	111	8	11	13	48	80
36 Lewisville First	1	811	2	861	460	401	861	354	0	4	2	6	64	49	265	53	43	472	833
37 Vista Ridge	3	288	19	338	203	135	338	233	0	5	0	5	47	67	63	26	17	108	214
38 Button Memorial	0	73	1	79	44	35	79	62	0	2	0	2	11	48	38	30	10	46	124
39 Oak Grove	0	103	0	104	63	41	104	61	0	1	0	1	21	45	6	0	0	25	31
40 Good Shepherd	0	93	0	93	53	40	93	64	0	3	2	5	6	68	11	2	2	26	41
41 McKinney First	3	4283	25	4430	2414	2016	4430	1884	144	60	16	76	785	279	912	418	80	1313	2723
42 Stonebridge	2	1280	0	1322	650	672	1322	410	0	9	4	13	395	1225	100	41	20	250	411
43 Pilot Point	0	111	0	111	64	47	111	50	0	1	0	1	3	18	7	7	0	20	34
44 Plano Christ	1	5416	4	5531	3031	2500	5531	1816	245	37	16	53	1272	710	1324	707	172	1461	3664
45 Custer Road	4	3478	45	3635	1998	1637	3635	1451	116	27	13	40	710	365	412	777	61	1470	2720
46 Plano First	0	1714	0	1890	1079	811	1890	813	0	8	1	9	354	374	682	124	30	1384	2220
47 St. Andrew	0	7369	0	7569	4153	3416	7569	1983	134	46	20	66	2085	7539	703	655	120	901	2379
48 Pleasant Grove	0	9	0	9	5	4	9	10	0	0	0	0	5	4	2	2	0	3	7
49 Verona	0	11	0	11	5	6	11	5	0	0	0	0	0	2	0	0	0	0	0
50 Ponder	0	64	0	64	34	30	64	420	325	6	4	10	56	42	11	4	2	34	51

North Central District Table 2 (Continued)

	CHURCH MEMBERSHIP										CHRISTIAN FORMATION GROUPS (CFG)								
	MEMBERSHIP ETHNICITY			MEMBERSHIP GENDER															
	Pacific Islander	White	Multi-Racial	TOTAL MEMBERSHIP ETHNICITY	Female	Male	TOTAL MEMBERSHIP GENDER	Avg Attendance At All Weekly Worship Services	Number Of Persons Who Worship Online	Number Of Persons Baptized This Year (0-12 Yrs)	Number Of Persons Baptized This Year (13 Yrs-Older)	TOTAL NUMBER OF PERSONS BAPTIZED THIS YEAR	Total Baptized Members Who Have Not Become Professing Members	Number Of Other Constituents	Number Of Children CFG Participants And Leaders (Ages 0-11)	Number Of Youth CFG Participants And Leaders (Ages 12-18)	Number Of Young Adults CFG Participants And Leaders (Ages 19-30)	Number Of Other Adult CFG Participants And Leaders (Ages 31+)	TOTAL CHRISTIAN FORMATION GROUP PARTICIPANTS
	5e	5f	5g	5	6a	6b	6	7	7a	8a	8b	8	9	10	11a	11b	11c	11d	11
51 Prosper	0	362	4	377	196	181	377	280	0	9	1	10	101	735	74	82	24	145	325
52 Rockwall First	4	2681	24	2789	1534	1255	2789	998	0	22	20	42	572	831	885	300	36	1059	2280
53 Rowlett First	0	1360	0	1453	799	654	1453	551	0	4	2	6	275	100	310	150	10	480	950
54 Royse City First	1	410	7	431	241	190	431	179	0	7	0	7	60	45	60	15	8	90	173
55 Sachse First	0	485	1	507	278	229	507	176	0	8	5	13	52	50	60	52	18	145	275
56 Pleasant Valley	0	130	0	136	81	55	136	67	5	4	3	7	4	23	9	5	3	40	57
57 Sanger	0	47	0	47	24	23	47	35	0	0	0	0	0	15	0	0	0	12	12
58 Stony	0	9	0	9	6	3	9	17	0	0	0	0	0	15	2	1	1	11	15
59 The Colony First	6	395	0	472	265	207	472	236	5	3	4	7	55	134	45	25	9	188	267
60 Trophy Club Fellowship	1	447	0	476	245	231	476	394	0	18	13	31	71	259	92	40	8	280	420
61 Wyle	4	533	0	592	316	276	592	300	0	10	3	13	87	136	154	43	2	219	418
62 NORTH CENTRAL DIST.	0	0	0	0	0	0	0	0	0	0	0	0	0	0	0	0	0	0	0
TOTAL 2017	52	54058	276	56610	30784	25826	56610	23654	2150	504	210	714	10195	18961	11679	6597	1377	17421	37074
TOTAL 2016	56	54531	253	56984	30983	26001	56984	22369	0	564	207	771	9607	18085	11061	6545	1454	18223	37283
Inc/Dec 2017 over 2016	-4	-473	23	-374	-199	-175	-374	1285	2150	-60	3	-57	588	876	618	52	-77	-802	-209

North Central District Table 3

	CHURCH NAME	CHRISTIAN FORMATION GROUPS (CFG) INCLUDING SUNDAY SCHOOL						UMM		UMW		MISSION ENGAGEMENT						ASSETS AND DEBT																			
		12	13	14	15	16	17	18a	18b	19a	19b	20a	20b	21	21a	21b	22	23	24	25																	
		Total Enrolled In Confirmation Preparation Classes This Year		Avg Weekly Attendance (all ages) In Sunday School Or Other Weekly Education Classes		Participants In Vacation Bible School		Number Of Ongoing Sunday Church School Classes Offered		Number Of Ongoing Small Groups, Support Groups, Or Classes Offered (Other Than Sunday Church School)		Number Of Support Groups Or Small Groups Offered Short Term		Membership In United Methodist Men		Amount Paid for Projects		Membership In United Methodist Women		Amount Paid For Local Church And Community Work (UMW)		Number Of Persons Sent On UMVIM Teams From Local Church		Total Number Of Community Ministries For Outreach, Justice, And Mercy Offered		Of The Ministries Counted In Line 21, How Many Focus On Global/Regional Health?		Of The Ministries Counted In Line 21, How Many Focus On Engaging In Ministry With The Poor/Socially Marginalized?		Number Of Persons From Your Congregation Serving In Mission/Community Ministries		Number Of Persons Served By Community Ministries For Outreach, Justice, And Mercy		Market Value Of Church-Owned Land, Buildings, Vehicles And Equipment		Market Value of Financial And Other Liquid Assets	
1	Creekwood	31	442	350	30	18	10	0	0	0	0	0	0	16	5	13	305	16000	6940600	1083001																	
2	Allen First	22	225	496	57	273	23	28	6985	90	7874	6	43	5	1	4	1948	1584	7500000	1782204																	
3	Suncreek	7	369	355	30	24	39	35	7511	72	2523	10	252	40	5	35	1500	4600	5341861	306090																	
4	Anna	0	24	75	4	2	0	10	150	18	2500	0	0	3	0	0	24	150	433700	52529																	
5	Argyle	22	215	302	20	28	14	0	0	0	0	0	0	20	5	8	664	6559	6284762	340624																	
6	Aubrey	0	10	0	1	0	0	0	0	0	0	0	0	0	0	0	0	0	441000	8538																	
7	Blue Ridge	0	27	42	3	5	2	12	2961	6	0	0	0	7	0	2	45	2000	1722826	43356																	
8	Aldersgate	8	140	75	13	6	0	0	0	0	0	1	2	4	0	4	30	90	5084148	184024																	
9	Cambodian Fellowship	0	45	0	6	0	2	0	0	0	0	0	0	1	0	0	6	6	475000	32521																	
10	Carrollton First	9	190	214	26	17	7	0	0	0	0	1	8	17	9	6	240	1667	12835967	577245																	
11	Celina	3	63	140	12	9	1	23	0	25	500	0	0	8	2	6	200	827	7500000	398930																	
12	Chambersville	0	8	0	2	0	1	0	0	0	0	0	0	1	0	0	25	15	650000	86653																	
13	Cottage Hill	0	0	0	0	1	0	0	0	0	0	0	0	1	0	1	6	750	200000	55647																	
14	Copeville: Community	12	8	0	1	0	1	0	0	0	0	0	0	1	0	1	20	600	400000	200601																	
15	Coppell First	81	255	271	26	34	37	140	14000	70	5320	6	64	27	8	20	775	3296	12660612	844661																	
16	Corinth: Faith	16	56	115	6	18	9	0	0	0	0	0	0	11	0	0	259	2746	3682238	79843																	
17	Denton Asbury	0	65	45	8	3	3	12	0	25	1500	0	0	2	0	2	30	5875	2309878	52579																	
18	Blue Mound	0	15	0	3	1	0	0	0	0	0	0	0	3	0	3	53	1125	1491420	448893																	
19	Cooper Creek	0	2	0	1	0	0	0	0	0	0	0	0	0	0	0	0	0	516755	968																	
20	Denton First	61	336	318	33	16	10	0	0	92	4525	0	0	30	1	9	825	5200	22261000	996654																	
21	Denton Trinity	3	85	94	7	15	3	15	0	0	0	0	0	13	2	13	127	600	2000000	130094																	
22	Christ Church of North Texas	2	75	30	4	0	5	15	1000	34	1000	1	3	3	0	3	5	10	3000000	10000																	
23	Farmersville	0	42	75	5	6	2	18	445	45	3110	0	0	2	0	2	15	941	2071000	76300																	
24	Flower Mound	42	154	198	19	39	22	0	0	179	2700	1	19	10	1	9	641	10506	8458123	544618																	
25	Tietzsch Memorial	45	350	716	29	51	37	210	15345	0	0	1	7	16	3	15	1000	2800	19659441	670084																	

North Central District Table 3 (Continued)

	CHRISTIAN FORMATION GROUPS (CFG) INCLUDING SUNDAY SCHOOL						UMM		UMW		MISSION ENGAGEMENT						ASSETS AND DEBT			
	CHURCH NAME	12	13	14	15	16	17	18a	18b	19a	19b	20a	20b	21	21a	21b	22	23	24	25
26	Forney	8	102	137	15	14	6	0	0	40	7199	0	0	3	1	2	126	1700	368000	98820
27	Frisco First	26	412	354	42	13	23	10	55700	108	5147	1	10	7	2	7	534	6000	13323837	666219
28	Grace Avenue	55	404	1115	31	39	54	0	0	0	0	0	0	15	5	12	1200	1470	11919249	542412
29	Cross Way	4	30	28	2	5	2	0	0	0	0	0	0	5	0	4	75	2000	12310	29920
30	Cornerstone	3	27	97	5	6	3	22	750	0	0	0	0	2	1	1	87	167	2082049	46789
31	Heath	6	50	40	7	6	3	0	0	0	0	0	0	13	5	7	80	1200	3000000	170000
32	Justin	0	92	92	6	2	0	0	0	0	0	0	0	1	0	1	82	1560	681186	63061
33	Krum First	0	15	40	5	5	0	25	0	5	0	0	0	3	0	3	33	455	1390800	91824
34	Lake Cities	3	24	90	7	3	4	1	0	39	7800	1	6	9	2	2	67	650	2305653	131931
35	Chinn's Chapel	0	13	0	2	4	6	0	0	0	0	0	0	6	2	3	41	93	557369	61152
36	Lewisville First	8	319	436	25	16	19	50	3962	133	7228	0	0	20	1	18	350	6498	7115000	181521
37	Vista Ridge	0	105	210	13	13	3	0	0	0	0	0	0	0	13	0	576	36158	1010886	482710
38	Button Memorial	0	25	32	6	4	8	12	1240	18	1372	0	0	2	0	2	75	2368	2167574	208532
39	Oak Grove	0	20	45	1	3	0	0	0	0	0	0	0	0	7	0	30	600	650000	40000
40	Good Shepherd	0	25	73	2	4	2	0	0	16	2383	0	0	9	1	2	52	1639	1635000	45747
41	McKinney First	57	569	515	32	19	6	0	0	41	4984	1	10	15	0	15	275	1300	15649154	2099877
42	Stonebridge	26	103	350	20	17	10	0	0	0	0	0	0	9	4	9	234	1303	6820041	557495
43	Pilot Point	0	23	32	4	3	1	0	0	0	0	0	0	0	0	0	13	50	920887	17763
44	Plano Christ	47	728	710	69	38	61	200	500	0	0	5	65	72	20	24	7500	40771	23440550	3556214
45	Custer Road	42	934	454	54	59	30	20	610	73	6829	0	0	27	4	27	2100	9500	23200000	2309972
46	Plano First	22	413	536	63	41	43	60	5200	283	3800	1	6	0	0	0	304	3500	13628838	784689
47	St. Andrew	75	821	450	47	18	35	48	55700	106	19561	0	0	16	2	10	3005	41082	26000000	7959488
48	Pleasant Grove	0	7	0	2	0	1	0	0	0	0	0	0	2	0	2	2	400	50000	2720
49	Verona	0	0	0	0	0	0	0	0	0	0	0	0	0	0	0	2	0	50000	2627
50	Ponder	0	45	63	4	5	0	0	0	0	0	0	0	1	1	1	32	1103	665000	12347

North Central District Table 3 (Continued)

	CHRISTIAN FORMATION GROUPS (CFG) INCLUDING SUNDAY SCHOOL						UMM		UMW		MISSION ENGAGEMENT						ASSETS AND DEBT		
	Number Of Support Groups Or Small Groups Offered Short Term						Amount Paid for Projects		Amount Paid For Local Church And Community Work (UMW)		Number Of Persons Served By Community Ministries For Outreach, Justice, And Mercy						Market Value Of Financial And Other Liquid Assets		
	Number Of Ongoing Small Groups, Support Groups, Or Classes Offered (Other Than Sunday Church School)						Membership In United Methodist Men		Membership In United Methodist Women		Number Of Persons From Your Congregation Serving In Mission/Community Ministries						Market Value Of Church-Owned Land, Buildings, Vehicles And Equipment		
	Number Of Ongoing Sunday Church School Classes Offered										Of The Ministries Counted In Line 21, How Many Focus On Engaging In Ministry With The Poor/Socially Marginalized?								
	Participants In Vacation Bible School										Of The Ministries Counted In Line 21, How Many Focus On Global/Regional Health?								
	Avg Weekly Attendance (all ages) In Sunday School Or Other Weekly Education Classes										Total Number Of Community Ministries For Outreach, Justice, And Mercy Offered								
	Total Enrolled In Confirmation Preparation Classes This Year										Number Of Persons Sent On UMWIM Teams From Local Church								
CHURCH NAME	12	13	14	15	16	17	18a	18b	19a	19b	20a	20b	21	21a	21b	22	23	24	25
Prosper	13	135	140	10	7	7	0	0	54	1750	0	0	4	2	2	336	750	1804100	13115796
Rockwall First	57	468	803	27	44	36	0	0	0	0	7	281	8	5	3	702	5810	20435575	1132550
Rowlett First	10	350	420	33	23	10	45	5013	160	12101	2	6	8	2	5	480	1844	8250000	342483
Royse City First	5	85	75	11	5	1	0	0	24	0	0	0	1	1	1	125	2531	3286517	149390
Sachse First	10	95	57	9	5	3	30	245	65	3200	0	0	8	2	6	180	1000	3163409	138168
Pleasant Valley	0	43	22	3	5	1	0	0	0	0	0	0	14	4	7	80	1500	550000	108000
Sanger	0	14	0	1	0	0	0	0	10	537	0	0	3	0	3	47	500	828862	114453
Stony	0	7	0	1	0	0	0	0	0	0	0	0	0	0	0	0	0	169638	17768
The Colony First	5	75	92	10	3	8	12	10875	20	1675	0	0	6	0	6	88	1030	2038575	72695
Trophy Club Fellowship	6	195	280	13	10	52	0	0	0	0	0	0	18	7	6	105	1750	3250080	300000
Wylie	28	174	310	28	10	17	24	11766	12	300	0	0	21	10	11	350	84580	3600000	238950
NORTH CENTRAL DIST.	0	0	0	0	0	0	0	0	0	0	0	0	0	0	0	0	0	0	0
TOTAL 2017	880	10148	12009	956	1015	683	1077	19958	1863	117418	45	782	569	146	358	28111	330809	34325270	44900740
TOTAL 2016	917	9692	11427	1020	985	812	1196	135291	2104	143485	36	786	0	0	0	30234	158949	339085445	47900865
Inc/Dec 2017 over 2016	-37	456	582	-64	30	-129	-119	64667	-241	-26067	9	-4	569	146	358	-2123	171860	4166825	-3000125

North Central District Table 4

	ASSETS AND DEBT		BENEVOLENT GIVING																
CHURCH NAME	26	27	28	29	30	31	32	33	34	35	36a	36b	36c	36d	36e	36f	37	38	
1 Creekwood	1997724	0	91244	91244	0	0	0	0	0	0	0	0	0	0	0	0	11454	66586	1
2 Allen First	1764196	0	174278	174278	7311	0	200	0	6025	125	0	0	0	0	0	0	93284	101220	2
3 Suncreek	3151006	0	130850	130850	0	0	23	0	500	0	0	0	0	0	0	0	12020	145098	3
4 Anna	0	0	6467	6467	0	0	52	0	188	0	0	0	0	0	0	0	0	1377	4
5 Argyle	3872145	0	150094	150094	9942	0	32	0	581	0	0	0	0	0	0	0	4048	97054	5
6 Aubrey	0	0	3550	3550	0	0	0	0	295	0	0	0	0	0	0	0	0	0	6
7 Blue Ridge	754516	0	16968	16968	0	0	0	0	120	0	0	0	0	0	0	0	0	5592	7
8 Aldersgate	1937129	0	34190	34190	2492	0	0	0	0	0	0	0	0	0	0	0	0	1500	8
9 Cambodian Fellowship	32403	0	0	0	0	0	0	0	500	0	0	0	0	0	0	0	0	0	9
10 Carrollton First	6307857	0	116686	116686	155	0	92	0	6981	0	0	0	0	0	0	0	0	171381	10
11 Celina	4700000	0	49515	49515	0	0	133	0	24	0	0	0	0	0	0	0	3000	2300	11
12 Chambersville	0	0	4649	4649	45	0	0	0	400	0	0	0	0	0	0	0	0	6265	12
13 Cottage Hill	0	0	2288	2288	500	0	0	0	0	0	0	0	0	0	0	0	0	1115	13
14 Copeville: Community	0	0	2648	2648	0	0	0	0	0	0	0	0	0	0	0	0	5867	2355	14
15 Coppell First	3412593	2052	221505	221505	0	0	0	0	1768	0	0	0	0	0	0	0	10598	143422	15
16 Corinth: Faith	2927323	0	47049	5161	0	0	0	0	1906	0	0	0	0	0	0	0	53856	8755	16
17 Denton Asbury	632835	595	23975	8604	0	0	0	0	509	0	0	0	0	0	0	0	0	0	17
18 Blue Mound	0	0	7486	7486	0	0	31	0	1145	232	0	0	0	0	0	0	350	998	18
19 Cooper Creek	0	0	3366	3366	0	0	0	0	0	0	0	0	0	0	0	0	64	236	19
20 Denton First	1164282	880169	166535	166535	7514	0	0	0	3500	0	0	0	105	0	0	0	452283	101684	20
21 Denton Trinity	619000	0	45651	45651	0	0	253	0	1980	0	0	0	0	0	0	0	15000	26575	21
22 Christ Church of North Texas	646600	0	9964	2000	0	0	0	0	0	0	0	0	0	0	0	0	0	0	22
23 Farmersville	0	0	27538	27538	3100	0	0	0	0	0	0	0	0	0	0	0	0	10359	23
24 Flower Mound	4070471	0	94180	94180	12728	0	115	0	0	0	0	0	931	0	0	0	21777	60277	24
25 Trietsch Memorial	5493140	100000	296417	296417	3300	0	161	0	27519	0	0	0	0	0	0	0	12840	226808	25

[illegible]

## BENEVOLENT GIVING

	ASSETS AND DEBT		BENEVOLENT GIVING																	
	CHURCH NAME	26	27	28	29	30	31	32	33	34	35	36a	36b	36c	36d	36e	36f	37	38	
51	Prosper		0	34771	34771	925	0	519	0	550	0	0	0	0	0	506	0	206214	92122	51
52	Rockwall First	4745559	0	206780	206780	13920	0	4306	0	2326	792	0	0	0	0	0	0	77129	94731	52
53	Rowlett First	2909076	0	108806	108806	0	0	23	0	97	0	0	0	0	0	0	0	1700	239831	53
54	Royse City First	169907	0	33346	33346	5409	0	1000	0	73	0	0	0	0	0	0	0	1319	9458	54
55	Sachse First	539084	5000	41942	41942	5630	0	0	0	2492	0	0	0	0	0	0	0	382	1409	55
56	Pleasant Valley		0	10671	10671	0	0	21	0	0	0	0	0	0	0	0	0	0	500	56
57	Sanger		0	3608	3608	439	0	0	0	0	0	0	0	0	0	0	0	0	4728	57
58	Stony		0	779	779	0	0	0	0	0	0	0	0	0	0	0	0	0	0	58
59	The Colony First	218200	0	44858	44858	3269	0	115	0	0	0	0	0	0	0	0	0	2334	56666	59
60	Trophy Club Fellowship	755957	0	61201	61201	5651	0	0	0	4501	3661	178	341	0	177	186	177	0	6248	60
61	Wyle	1549549	0	65388	65388	200	0	0	0	2882	0	0	200	0	0	112	0	0	18788	61
62	NORTH CENTRAL DIST.		0	0	2560	0	0	0	0	0	0	0	0	0	0	0	0	0	0	62
	TOTAL 2017	102302412	1112802	4764992	4611329	173861	0	7497	116	162561	5260	398	5720	1036	177	922	177	1536495	4615965	
	TOTAL 2016	100475526	1199530	4720866	4392690	97702	0	4120	0	209273	21651	311	8480	382	448	2780	380	1191948	4766774	
	Inc/Dec 2017 over 2016	1826886	-86728	44126	218639	76159	0	3377	116	-46712	-16391	87	-2760	654	-271	1858	-203	344547	-150809	



	MINISTRIAL SUPPORT										LOCAL CHURCH EXPENDITURES									
	39	40	41a	41aa	41b	41bb	41c	42a	42b	42c	43	44	45	46	47	48	49	50		
CHURCH NAME	Direct-Billed Clergy Pension And Non-Health Benefits	Direct-Billed Clergy Health Benefits	Base Compensation To Senior Pastor	Amount Received From Equitable Compensation Or Other Conference Grants Toward Senior Pastor's Base Compensation	Base Compensation Paid To Associate(s)	Amount Received From Conference Grants Toward Associate's Base Compensation	Base Compensation Paid To/For Deacons	Housing Benefits Paid To/For Senior Pastor	Housing Benefits Paid To/For All Associate Pastors	Housing Benefits Paid To/For Deacons Not Included In 41a Or 41b	Total Amount Paid To Pastor, Associate(s) And Deacons (s) For Accountable Reimbursements	Total Amount Paid To Pastor, Associates(s) And Deacons(s) For Any Other Cash Allowances (Non-Accountable)	Total Amount Paid In Salary And Benefits For All Other Church Staff And Diaconal Ministers	Local Church Program Expenses	Local Church Operating Expenses	Principal And Interest On Indebtedness, Loans, Mortgages, Etc.	Capital Expenditures For Building, Improvements, And Major Equipment Purchases	TOTAL CHURCH EXPENSES		
Argyle	16916	21120	84860	0	0	0	35926	4000	0	20000	5500	0	504226	126754	252728	438801	12922	1821504	5	
Argyle	0	0	4608	0	0	0	0	20923	0	0	0	0	3505	2228	9613	0	0	44722	6	
Blue Ridge	7966	10585	41325	0	0	0	0	10000	0	0	6000	0	36035	10935	40257	90778	0	276561	7	
Aldersgate	7434	10356	43183	0	0	0	0	12000	24000	0	0	0	125355	8798	85761	80749	0	439818	8	
Cambodian Fellowship	0	0	6000	0	0	0	0	6000	0	0	0	0	3600	0	46561	15600	0	78261	9	
Carrollton First	17814	21720	93466	0	62200	0	0	45000	34024	0	11394	0	599272	101449	345101	259715	336986	2223436	10	
Celina	8640	10668	42500	0	0	0	0	36313	0	0	6860	8640	214152	43522	60193	318000	0	804460	11	
Chambersville	1832	0	0	0	0	0	0	12000	0	0	0	0	5783	895	5786	0	12817	50472	12	
Cottage Hill	1839	0	1240	3000	0	0	0	10760	0	0	0	0	2500	1146	4074	0	1215	26677	13	
Copeville: Community	0	0	13118	0	0	0	0	11077	0	0	0	0	1500	9523	10552	0	8044	64684	14	
Coppell First	17716	20712	95970	0	45226	0	0	50000	16800	0	2560	0	1056549	99782	316134	266535	75096	2440373	15	
Corinth: Faith	8210	10356	57400	0	0	0	0	25000	0	0	1000	0	186625	21078	90332	124772	189523	783974	16	
Denton Asbury	8213	10356	58500	0	0	0	0	24000	0	0	0	0	90037	5847	53012	71670	0	330748	17	
Blue Mound	2890	0	27560	0	0	0	0	9347	0	0	610	0	13461	5390	11438	0	142970	223908	18	
Cooper Creek	300	0	0	0	0	0	0	13200	0	0	0	0	0	905	7200	0	0	25271	19	
Denton First	32405	41424	91412	0	112627	0	0	45000	68466	0	10800	0	679269	104197	294496	207151	0	2418868	20	
Denton Trinity	7789	10356	52530	0	0	0	0	27332	0	0	13025	0	155248	69006	145900	66000	252788	889433	21	
Christ Church of North Texas	0	0	35000	0	0	0	0	10000	0	0	0	0	10000	0	30000	16500	0	103500	22	
Farmersville	8478	10356	61986	0	0	0	0	24685	0	0	0	0	61771	7817	44034	0	15888	276012	23	
Flower Mound	19095	19849	67404	0	52881	0	0	39940	32154	0	2427	0	459959	34029	166487	303296	245623	1633152	24	
Trietsch Memorial	36747	44876	110100	0	32200	0	107472	42000	28800	76800	11120	0	951316	131660	461444	1005753	1285069	4895102	25	

North Central District Table 5 (Continued)

	MINISTERIAL SUPPORT										LOCAL CHURCH EXPENDITURES							
	Direct-Billed Clergy Pension And Non-Health Benefits	40	41a	41aa	41b	41bb	41c	42a	42b	42c	43	44	45	46	47	48	49	TOTAL CHURCH EXPENSES
CHURCH NAME	39	40	41a	41aa	41b	41bb	41c	42a	42b	42c	43	44	45	46	47	48	49	50
26 Forney	8161	10618	55197	0	0	0	0	26400	0	0	5709	0	86038	21871	66528	125700	11785	460853
27 Frisco First	25529	31068	90610	0	125355	0	0	44327	48500	0	4023	0	513687	102594	260493	383449	50339	1900746
28 Grace Avenue	31883	42240	91070	0	154022	35613	51978	27500	20000	21852	0	4344	910508	48398	79820	672045	36649	2463078
29 Cross Way	8175	10518	55441	0	0	0	0	26289	0	0	0	0	72153	1744	12425	0	0	187697
30 Cornerstone	7852	10356	47824	0	0	0	0	15445	0	0	1000	0	27679	1880	37744	47820	0	215846
31 Heath	8974	12156	66324	0	0	0	0	0	0	0	2815	0	111538	19185	90733	14032	5000	384483
32 Justin	11361	10356	48104	0	0	0	0	24000	0	0	4000	0	124520	8040	88161	0	14000	366055
33 Krum First	0	0	12917	0	0	0	0	20000	0	0	0	0	49833	6595	70003	54180	10895	243913
34 Lake Cities	7600	10356	35391	0	8383	0	0	27880	15547	0	2469	0	52931	2813	77183	38716	2500	297019
35 Chinn's Chapel	7583	10356	29000	0	0	0	0	28000	0	0	5000	0	5400	10444	20697	0	889	131545
36 Lewisville First	16013	19719	90261	0	25000	8995	11882	29500	6000	3000	3470	1054	245208	51380	116338	22711	175866	1270709
37 Vista Rdge	8122	10356	42965	0	0	0	0	37000	0	0	4114	15204	299751	42328	103103	640775	0	1273411
38 Button Memorial	8173	10860	32661	15000	0	0	0	33517	0	0	0	0	14031	1009	27623	30765	29880	216913
39 Oak Grove	5016	6904	37352	0	0	0	0	12000	0	0	500	0	20500	3400	19400	0	282	121058
40 Good Shepherd	7447	10495	38052	0	0	0	0	24000	0	0	1421	0	62311	7455	24167	0	1809	211011
41 McKinney First	62494	73308	92172	0	135265	51135	66480	51240	119880	60500	36391	40781	1167636	230733	470013	820588	139015	4533669
42 Stonebridge	26466	30884	96350	0	70884	0	23601	33272	41725	0	12071	0	577600	13876	200272	292560	81399	1642987
43 Pilot Point	7306	10356	41526	0	0	0	0	0	0	0	2152	180	11323	7809	21883	3600	164122	284384
44 Plano Christ	44400	51780	191600	0	138626	34500	59026	72000	56000	12000	0	9792	1016367	230512	588552	857527	29914	4767854
45 Custer Road	31221	42036	83231	0	98071	0	79141	76736	84928	30000	17567	24996	1510858	168803	551433	52577	6533287	9963128
46 Plano First	22173	26670	93234	0	72142	0	0	56000	29000	0	3000	0	665004	60743	440976	178006	178706	2076278
47 St. Andrew	55973	64008	203200	0	311868	0	0	60000	139913	0	6000	37226	1055487	352703	447210	576694	2172646	6804097
48 Pleasant Grove	0	0	0	0	0	0	0	5280	0	0	0	0	0	500	2691	0	0	10879
49 Verona	0	0	0	0	0	0	0	6500	0	0	0	0	0	267	2282	0	0	10047
50 Ponder	0	0	12500	0	0	0	0	16000	0	0	0	12000	16417	7811	14255	24096	0	115966

North Central District Table 5 (Continued)

	MINISTERIAL SUPPORT										LOCAL CHURCH EXPENDITURES							
		41a	41aa	41b	41bb	41c	42a	42b	42c	43	44	45	46	47	48	49	50	TOTAL CHURCH EXPENSES
51	Prosper	67000	0	0	0	0	3000	0	0	4961	0	179462	40660	111092	343658	466287	1570446	51
52	Rockwall First	117509	0	37769	0	108809	3350	19800	85865	24167	8045	594616	145482	406361	448964	4570	2497591	52
53	Rowlett First	69206	0	62818	0	0	40000	26000	0	0	924	324752	66600	116593	109526	190947	1394100	53
54	Roysce City First	44626	0	0	0	0	24000	0	0	3398	0	61852	8125	104528	2735	40294	358353	54
55	Sachse First	41056	0	0	0	0	41000	0	0	0	0	131806	17578	101651	52001	16829	471411	55
56	Pleasant Valley	30694	0	0	0	0	22112	0	0	0	0	42809	10014	13755	0	62401	212165	56
57	Sanger	8500	0	0	0	0	9500	0	0	353	0	7587	0	17983	0	2178	54876	57
58	Stony	0	0	0	0	0	12000	0	0	0	0	0	496	5981	0	0	19256	58
59	The Colony First	48000	0	20000	0	0	28000	0	0	4294	0	146520	27907	81701	33440	0	515692	59
60	Trophy Club Fellowship	65962	0	0	0	0	34550	0	0	823	15204	225052	74207	101504	86940	8418	713253	60
61	Wyle	56944	0	36091	0	0	18625	6500	0	4290	0	262192	35699	108667	126473	61540	831568	61
62	NORTH CENTRAL DIST.	0	0	0	0	0	0	0	0	0	0	0	0	0	0	0	2560	62
	TOTAL 2017	3353742	18000	1675138	130243	577284	1638837	916437	345017	234158	222862	17421872	2857304	8074612	10057258	13388090	73631797	
	TOTAL 2016	3261231	0	1778908	0	0	0	0	0	234384	230726	16961056	2717886	7741978	11046155	6518569	66202570	
	Incl/Dec 2017 over 2016	92511	18000	-103770	130243	577284	1638837	916437	345017	-226	-7864	460816	139418	332634	-988897	6869521	7429227	

North Central District Table 6

CHURCH NAME	RECEIVED FOR ANNUAL BUDGET/SPENDING PLAN								RCVD FOR CAPITAL CAMPAIGNS/SPECIAL PROJECTS					RECEIVED FROM CONNECTIONAL/OTHER SOURCES					
	51	52a	52b	52c	52d	52e	52f	52g	52t	53a	53b	53c	53d	53t	54a	54b	54c	54t	
1 Creekwood	545	613081	523126	25601	505	0	6568	0	1168881	471612	1580	0	91937	565129	0	0	0	0	1734010
2 Allen First	663	1391781	428117	24427	0	0	111726	0	1956051	842811	25792	25964	0	894567	0	0	0	0	2850618
3 Suncreek	671	1064215	256238	19145	252	0	62327	15472	1417649	21577	788	0	121742	144107	0	0	0	0	1561756
4 Anna	58	0	78448	5943	0	0	725	1095	86111	8300	1725	0	963	10988	0	0	0	0	97099
5 Argyle	499	684167	737598	12465	1260	0	750	35793	1472033	266380	0	0	9942	276322	0	0	0	0	1748355
6 Aubrey	42	41018	12000	3621	0	0	100	785	57624	0	750	0	295	1045	0	0	0	0	58569
7 Blue Ridge	34	0	186331	17921	24	0	0	0	204876	29576	0	0	0	29576	0	0	0	0	234452
8 Aldersgate	151	236500	192007	10250	0	0	13764	0	452521	97468	0	0	0	97468	0	0	0	0	549989
9 Cambodian Fellowship	26	40014	2285	2900	0	0	0	0	45199	0	0	0	0	0	0	0	0	0	45199
10 Carrollton First	290	944348	422799	9130	0	0	342127	0	1718404	6148	0	0	56151	62299	0	0	0	0	1780703
11 Celina	151	246077	366105	3010	630	0	1200	60732	677754	241478	0	0	0	241478	0	0	0	0	91932
12 Chambersville	30	0	36456	0	0	0	1476	4280	42212	0	1200	0	0	1200	0	0	0	0	43412
13 Cottage Hill	20	0	35427	0	0	0	0	0	35427	0	0	0	0	0	0	0	0	0	35427
14 Copeville: Community	29	0	63062	6623	0	0	0	0	69685	0	0	0	3002	3002	0	0	9634	9634	82321
15 Coppell First	702	1419123	829498	32272	375	0	28831	3804	2313903	31336	1055	0	0	32391	0	0	0	0	2346294
16 Corinth: Faith	295	0	504048	3604	99	0	200	67061	575012	0	0	254800	0	254800	0	8000	0	8000	837812
17 Denton Asbury	85	301796	13006	6899	9	0	0	0	321710	0	0	0	0	0	0	0	0	0	321710
18 Blue Mound	53	0	89898	6389	89	0	0	0	96376	0	0	0	0	0	0	0	0	0	96376
19 Cooper Creek	11	0	18019	2121	0	0	0	0	20140	0	0	0	300	300	0	0	0	0	20440
20 Denton First	621	1590625	265373	38006	1549	0	9313	188865	2093731	77905	9718	0	0	87623	0	0	0	0	2181354
21 Denton Trinity	464	348744	176949	12894	0	0	6875	0	545462	90900	5800	0	0	96700	0	0	0	0	642162
22 Christ Church of North Texas	40	0	124850	15250	0	0	0	0	140100	0	0	0	0	0	0	0	0	0	140100
23 Farmersville	90	0	293769	6589	61	0	400	0	300819	0	0	0	0	0	0	0	0	0	300819
24 Flower Mound	476	799600	349176	30355	417	875	3480	24150	1198053	274053	2812	15000	13774	305639	0	0	0	0	1503692
25 Treisch Memorial	882	2021866	1092981	42985	579	0	63289	174187	3395887	641089	0	1263668	0	1904757	0	0	0	0	5300644

North Central District Table 6 (Continued)

CHURCH NAME	RECEIVED FOR ANNUAL BUDGET/SPENDING PLAN										RCVD FOR CAPITAL CAMPAIGNS/SPECIAL PROJECTS					RECEIVED FROM CONNECTIONAL/OTHER SOURCES					
	51	52a	52b	52c	52d	52e	52f	52g	52h	52i	53a	53b	53c	53d	53i	54a	54b	54c	54i	55	
26 Foney	135	0	360858	1981	0	0	29522	0	392361	60721	1500	0	0	7317	69538	0	0	0	0	461899	26
27 Frisco First	537	1388327	233877	14397	0	0	195864	610	1833075	449769	662	0	0	14266	464697	0	0	0	0	2297772	27
28 Grace Avenue	881	1651278	270139	51524	0	0	4606	59489	2037036	525372	27954	0	0	0	553326	0	0	35613	35613	2625975	28
29 Cross Way	97	77300	75118	7650	0	0	0	1508	161576	260	0	0	0	0	260	0	0	0	0	161836	29
30 Cornerstone	84	159000	3527	4473	0	0	24000	15580	206560	0	0	0	0	0	0	0	5762	0	5762	212322	30
31 Heath	207	250898	98987	3621	350	0	0	10452	364308	7700	20	11441	0	0	19161	0	0	0	0	383469	31
32 Justin	90	345294	0	0	90	0	727	3834	349945	0	1900	0	0	0	1900	0	0	0	0	351845	32
33 Krum First	65	0	179256	6474	175	0	26247	9787	221939	0	1015	10979	0	0	11994	0	0	0	0	233933	33
34 Lake Cities	225	209367	123383	10020	0	0	1433	5856	350059	0	400	0	0	1415	1815	0	0	0	0	351874	34
35 Chinn's Chapel	55	0	105387	7262	0	0	6398	14695	133742	0	50	1489	1593	0	3132	0	0	0	0	136874	35
36 Lewisville First	391	548384	290637	30815	21670	1500	16760	0	909766	189499	2200	0	0	74593	266292	0	18000	0	18000	1194058	36
37 Vista Ridge	191	485967	69028	10781	251	0	4315	42700	613042	1160	0	0	900000	8907	910067	0	0	0	0	1523109	37
38 Button Memorial	34	0	145968	4445	0	0	17883	291	168587	0	0	149631	3515	0	153146	0	15000	0	15000	336773	38
39 Oak Grove	98	49000	55000	7000	210	0	3400	4000	118610	900	100	0	0	0	1000	0	0	0	0	119610	39
40 Good Shepherd	55	150299	37725	3562	4	0	1431	4939	197960	0	380	159	11444	11983	0	0	0	0	0	209943	40
41 McKinney First	1605	1630404	1223072	91418	1403	0	132984	212598	3291879	1203285	7135	0	0	349843	1560263	0	69288	21250	90538	4942680	41
42 Stonebridge	412	640172	708303	14579	36	0	59790	7021	1429901	29556	4330	0	0	6088	39974	0	0	0	0	1469875	42
43 Pilot Point	44	59300	39280	2971	152	0	11797	0	113480	0	1430	164347	1874	167651	0	0	0	0	0	281131	43
44 Plano Christ	1846	3698984	681651	66089	0	0	11905	50438	4509067	18379	0	0	0	255440	273819	0	84999	0	84999	4867885	44
45 Custer Road	1316	2967128	812871	21975	21043	0	0	220	3823237	1533684	0	0	0	0	1533684	0	0	0	0	5356921	45
46 Plano First	823	1248678	585590	24538	642	0	16000	0	1875448	309715	6430	0	0	0	316145	0	0	0	0	2191593	46
47 St. Andrew	1793	3722764	2559022	102628	0	0	68952	0	6453366	5639181	28121	0	0	0	5667302	0	0	0	0	12120668	47
48 Pleasant Grove	7	0	12081	0	0	0	0	0	12081	0	0	0	0	0	0	0	0	0	0	12081	48
49 Verona	4	0	6504	0	0	0	0	0	6504	0	0	0	0	0	0	0	0	0	0	6504	49
50 Ponder	53	0	127615	0	0	0	0	0	127615	0	5000	0	0	0	5000	0	0	0	0	132615	50

North Central District Table 6 (Continued)

	RECEIVED FOR ANNUAL BUDGET/SPENDING PLAN								RCVD FOR CAPITAL CAMPAIGNS/SPECIAL PROJECTS				RECEIVED FROM CONNECTIONAL/OTHER SOURCES							
		Number Of Giving Units	Amount Received Through Pledges	Amount Received From Non-Pledging, But Identified Givers	Amount Received From Unidentified Givers	Amount Received From Interest and Dividends And/Or Transferred From Liquid Assets	Amount Received From Sale of Church Assets For Budget	Amount Received Through Building Use Fees, Contributions, And Rentals	Amount Received Through Fundraisers And Other Sources	TOTAL INCOME FOR ANNUAL BUDGET/SPENDING PLAN	Capital Campaigns	Memorials, Endowments, Bequests	Funds From Other Sources And Projects, Including Sale Of Buildings	Rcvd For Special Sundays, General Advance Specials & Other Direct Benevolence Giving	TOTAL INCOME FOR DESIGNATED CAUSES INCLUDING CAPITAL CAMPAIGN AND OTHER SPECIAL PROJECTS	Equitable Compensation Funds	Advance Special, Apportioned And Connectional Funds	Other Grants And Financial Support From Institutional Sources	TOTAL INCOME FROM CONNECTIONAL AND OTHER INSTITUTIONAL SOURCES OUTSIDE THE LOCAL CHURCH	TOTAL CHURCH INCOME
51	CHURCH NAME	51	52a	52b	52c	52d	52e	52f	52g	52t	53a	53b	53c	53d	53t	54a	54b	54c	54t	55
51	Prosper	280	32740	549097	13388	48624	0	10889	0	654738	0	1475	89700	0	91175	0	85000	0	85000	830913
52	Rockwall First	935	974441	1399043	90368	5403	0	73996	0	2543251	112595	18075	0	166428	297098	0	0	0	0	2840349
53	Rowlett First	526	547786	475773	19317	361	0	0	62911	1106148	143997	215	0	17919	162131	0	0	18000	18000	1286279
54	Royse City First	187	241921	45667	13042	17	0	1450	10935	313032	0	300	338376	5409	344085	0	0	0	0	657117
55	Sachse First	186	308421	117222	12759	923	0	2803	1515	443643	5428	0	37287	13489	56204	0	0	0	0	498847
56	Pleasant Valley	86	63599	44648	6489	711	0	425	0	115872	0	5240	0	0	5240	0	0	0	0	121112
57	Sanger	28	63619	4775	0	0	0	2100	0	70494	0	0	0	0	0	0	0	0	0	70494
58	Stony	6	0	18863	3052	1	0	0	0	21916	0	0	0	0	0	0	0	0	0	21916
59	The Colony First	300	310324	102602	7289	45	0	7830	67935	496025	0	0	19540	0	19540	0	0	0	0	515565
60	Trophy Club Fellowship	342	529339	251007	1882	289	0	960	12800	796277	106000	290	0	31349	137639	0	0	0	0	933916
61	Wyle	273	471653	212445	6014	61	0	4219	54563	748975	0	13994	2000	2187	18181	0	0	0	0	767156
62	NORTH CENTRAL DIST.	0	0	0	0	0	0	0	0	0	0	0	0	0	0	0	0	0	0	0
	TOTAL 2017	21125	34559342	19124167	1000103	108310	2375	1391837	1230901	57417035	13437834	179436	3284381	1271182	18172833	0	286049	84497	370546	75960414
	TOTAL 2016	21689	34791545	17752474	1160408	50156	386632	1237712	1340065	56718992	8146791	762864	1309994	1483759	11703408	17326	270398	61890	349614	68772014
	Inc/Dec 2017 over 2016	-564	-232203	1371693	-160305	58154	-384257	154125	-109164	688043	5291043	-583428	1974387	-212577	6469425	-17326	15651	22607	20932	7188400

Northwest District Table 1

CHURCH MEMBERSHIP																				
			RECEIVED										REMOVED					MEMBERSHIP ETHNICITY		
	CHURCH NAME	PASTOR'S NAME	1	2a	2b	2c	2d	2e	2f	3a	3b	3c	3d	3e	3f	4	5a	5b	5c	5d
			Total Professing Members At Close Of Last Year	Received This Year On Profession Of Faith Through Confirmation	Received This Year On Profession Of Faith Other Than Confirmation	Membership Restored By Affirmation Of Faith	Previous Year's Reporting Errors -Added By Correction	Transferred In From Another United Methodist Church	Received From Other Non-United Methodist Churches	Removed By Charge Conference Action	Withdrawn From Professing Membership	Previous Year's Reporting Errors -Removed by Correction	Transferred Out To Other United Methodist Churches	Transferred Out To Non-United Methodist Church	Removed By Death/Deceased	TOTAL PROFESSING MEMBERS AT CLOSE OF THIS YEAR	Asian	Black	Hispanic/Latino	Native American
1	Alvord	Veronica Greanad	110	0	1	1	0	6	0	0	1	0	5	0	0	112	0	0	1	0
2	Antelope	Lonny Hawkins	14	1	0	0	0	0	0	0	0	0	0	0	0	15	0	0	0	0
3	Archer City	Michael Benjamin Rigsby	177	3	1	1	0	1	6	6	0	0	3	1	3	176	0	0	1	0
4	Bellevue	Greg Parr	17	0	0	1	0	0	0	0	0	0	0	0	0	18	0	0	0	2
5	Vashti	Greg Parr	16	0	0	1	0	0	0	0	0	0	0	0	0	17	0	0	0	0
6	Bells	Walter Butts	220	0	0	0	0	2	0	0	1	0	0	0	4	217	0	0	2	1
7	Bowie	Steven Martinez	182	4	1	0	0	3	0	0	0	0	0	5	2	183	0	0	0	0
8	Boyd	James David Allen	142	1	2	0	0	0	1	0	3	0	0	0	6	137	0	0	1	0
9	Bridgeport	Samuel L. Caldwell	475	6	1	0	4	5	2	56	1	0	3	5	5	423	0	0	13	0
10	Bryson	Matthew Crewse	47	0	0	0	0	0	0	0	0	0	0	0	0	47	0	0	0	0
11	Perrin	Matthew Crewse	13	0	0	0	0	0	0	0	0	0	0	0	0	13	0	0	0	0
12	Burk Burnett	Elizabeth Talbert	358	2	7	2	0	2	0	0	4	3	0	0	8	356	0	0	2	4
13	Callisburg	Karen Harris-Martinez	134	0	0	0	0	0	0	0	0	45	0	0	0	89	0	0	0	0
14	Chico Morris Memorial	J Michael Miller	86	0	4	0	0	0	1	0	0	0	1	0	4	86	0	0	0	0
15	Collinsville	Kenneth Hildebrand	70	0	6	0	0	3	0	0	0	0	0	0	1	78	0	0	3	0
16	Decatur First	Brian Bosworth	855	4	1	1	0	5	7	217	2	5	8	1	10	630	1	0	4	0
17	Decatur Oak Grove	Shelley McNew	66	0	0	0	0	1	3	0	0	0	0	0	2	68	0	0	0	0
18	Harless Memorial	Bill Brown	61	0	0	0	0	0	0	0	0	0	0	0	0	61	0	0	6	0
19	Haven Chapel	Rosalyn Hilburn	70	0	4	0	0	0	0	2	0	0	0	0	0	72	0	66	0	0
20	Denison Trinity	Cindy Griffin	87	0	0	0	0	2	1	0	0	0	0	0	2	88	0	0	0	0
21	Waples Memorial	Cheryl Murphy	377	8	0	0	0	10	0	0	0	3	7	9	16	360	0	0	0	0
22	Electra	Robert W. Lee	143	1	0	0	0	0	0	0	0	0	0	1	3	140	0	0	0	0
23	Era	Trent Baggett	81	0	0	0	0	0	0	0	0	20	0	0	3	58	0	0	0	3
24	Forestburg	Charles Jestis	61	0	0	0	1	1	0	2	0	0	0	0	1	60	0	0	1	0
25	Friberg-Cooper	Dan Conatser	70	0	0	0	0	2	0	0	0	5	0	3	1	63	0	0	0	0



Northwest District Table 1 (Continued)

CHURCH MEMBERSHIP		RECEIVED										REMOVED					MEMBERSHIP ETHNICITY				
CHURCH NAME	PASTOR'S NAME	1	2a	2b	2c	2d	2e	2f	3a	3b	3c	3d	3e	3f	4	5a	5b	5c	5d		
26 Gainesville First	John Fleming	637	0	7	2	0	7	0	0	0	0	2	0	11	640	0	4	5	1	26	
27 Sivell's Bend	Roslyn Eugster	20	0	0	0	0	0	0	0	0	0	0	0	0	20	0	0	0	0	27	
28 Whaley	Jerry L. Jones	288	3	6	0	0	0	0	0	0	0	4	0	10	263	0	2	6	0	28	
29 Henrietta	Keva Green	329	0	0	0	0	4	0	16	0	0	0	0	4	313	0	0	0	1	29	
30 Holliday	Paul Meyerberg	153	0	0	0	0	1	0	0	0	0	0	0	0	154	0	0	1	0	30	
31 Howe	Zachary Landis	222	0	1	0	13	2	4	0	4	0	0	0	4	234	0	0	0	0	31	
32 Iowa Park	Richard S. Davis	289	0	0	2	0	1	0	0	0	0	0	5	3	284	0	0	3	0	32	
33 Jacksboro	Cassandra Wade	221	7	0	0	0	0	0	0	0	0	0	0	4	224	0	0	0	0	33	
34 Nocona	Donald Haywood	217	0	2	1	5	0	0	0	0	0	0	0	3	222	0	1	0	0	34	
35 Paradise	Sonya Shahan	107	2	0	0	0	1	9	0	0	0	1	0	4	114	0	1	1	0	35	
36 Petrolia	Terri Hale Whitgrove	31	0	0	0	0	39	0	0	0	0	0	2	1	67	0	0	2	0	36	
37 Pottsboro Lakeway	Dyan Dietz	285	8	5	0	0	9	7	0	0	0	5	6	9	294	0	0	1	0	37	
38 Rhame	Chad Mogus	40	3	0	0	0	1	3	0	0	6	4	0	0	37	0	0	0	0	38	
39 Rosston	Larry Kruger	41	0	0	0	0	0	0	0	0	0	0	0	0	41	1	0	0	0	39	
40 Sadler	Doyle Henderson	50	0	0	0	0	0	1	0	0	0	0	0	2	49	0	0	0	0	40	
41 Saint Jo	Larry Coleman	27	0	0	0	0	0	0	0	0	0	0	0	0	27	0	0	0	0	41	
42 Montague	Larry Coleman	13	0	0	0	0	0	0	0	0	0	0	0	0	13	0	0	0	0	42	
43 Sherman First	Chris Dowd	1191	7	10	0	0	31	4	0	3	0	4	5	13	1218	0	1	10	0	43	
44 Friendship	Roy L. Spore	86	2	0	0	0	1	0	0	1	0	0	0	6	81	0	0	0	0	44	
45 Sherman Grace	Frank Drenner	367	3	11	1	89	4	0	150	12	0	4	6	4	299	0	4	3	0	45	





Northwest District Table 2

		CHURCH MEMBERSHIP										CHRISTIAN FORMATION GROUPS (CFG)								
		MEMBERSHIP ETHNICITY			MEMBERSHIP GENDER															
		Pacific Islander	White	Multi-Racial	TOTAL MEMBERSHIP ETHNICITY	Female	Male	TOTAL MEMBERSHIP GENDER	Avg Attendance At All Weekly Worship Services	Number Of Persons Who Worship Online	Number Of Persons Baptized This Year (0-12 Yrs)	Number Of Persons Baptized This Year (13 Yrs-Older)	TOTAL NUMBER OF PERSONS BAPTIZED THIS YEAR	Total Baptized Members Who Have Not Become Professing Members	Number Of Other Constituents	Number Of Children CFG Participants And Leaders (Ages 0-11)	Number Of Youth CFG Participants And Leaders (Ages 12-18)	Number Of Young Adults CFG Participants And Leaders (Ages 19-30)	Number Of Other Adult CFG Participants And Leaders (Ages 31+)	TOTAL CHRISTIAN FORMATION GROUP PARTICIPANTS
	CHURCH NAME	5e	5f	5g	5	6a	6b	6	7	7a	8a	8b	8	9	10	11a	11b	11c	11d	11
1	Alvord	0	110	1	112	66	46	112	56	0	3	0	3	20	39	42	6	0	30	78
2	Antelope	0	15	0	15	10	5	15	20	0	1	0	1	0	19	3	2	3	0	8
3	Archer City	0	175	0	176	98	78	176	101	0	1	1	2	14	50	35	20	10	25	90
4	Bellevue	0	16	0	18	10	8	18	15	0	0	0	0	0	2	3	2	0	10	15
5	Vashti	0	17	0	17	11	6	17	14	0	0	0	0	0	7	3	5	3	0	11
6	Bells	0	214	0	217	123	94	217	110	0	4	0	4	32	60	25	12	12	66	115
7	Bowie	0	183	0	183	109	74	183	78	0	0	4	4	9	40	15	6	15	15	51
8	Boyd	0	136	0	137	80	57	137	47	0	1	2	3	11	30	36	19	0	20	75
9	Bridgeport	0	408	2	423	245	178	423	118	0	1	4	5	35	40	19	34	0	74	127
10	Bryson	0	47	0	47	27	20	47	27	0	0	0	0	0	0	3	0	5	5	13
11	Perrin	0	13	0	13	7	6	13	16	0	0	0	0	0	0	0	0	0	8	8
12	Burkburnett	0	339	11	356	179	177	356	108	0	4	0	4	53	71	110	25	21	205	361
13	Callisburg	0	89	0	89	45	44	89	55	0	2	0	2	7	25	20	0	0	0	20
14	Chico Morris Memorial	0	86	0	86	50	36	86	41	0	2	2	4	3	10	4	0	0	26	30
15	Collinsville	0	75	0	78	45	33	78	41	0	0	0	0	6	10	6	1	2	27	36
16	Decatur First	0	625	0	630	322	308	630	248	28	2	2	4	24	44	27	32	5	140	204
17	Decatur Oak Grove	0	68	0	68	39	29	68	31	0	0	0	0	6	10	0	0	0	12	12
18	Harless Memorial	0	55	0	61	37	24	61	31	0	0	0	0	14	20	6	2	1	39	48
19	Haven Chapel	0	0	6	72	43	29	72	18	0	0	0	0	0	0	5	12	0	0	17
20	Denison Trinity	2	86	0	88	54	34	88	40	0	2	0	2	2	3	5	0	0	20	25
21	Waples Memorial	0	360	0	360	208	152	360	219	40	5	3	8	30	50	100	35	30	145	310
22	Electra	0	138	2	140	89	51	140	73	0	0	1	1	13	99	70	12	16	65	163
23	Era	0	54	1	58	35	23	58	38	0	0	0	0	0	0	5	2	2	15	24
24	Forestburg	0	59	0	60	33	27	60	55	0	0	0	0	0	63	28	10	0	26	64
25	Friberg-Cooper	0	63	0	63	38	25	63	29	0	0	0	0	0	13	4	1	2	14	21

Northwest District Table 2 (Continued)

	CHURCH MEMBERSHIP										CHRISTIAN FORMATION GROUPS (CFG)									
	MEMBERSHIP ETHNICITY				MEMBERSHIP GENDER															
	Pacific Islander	White	Multi-Racial	TOTAL MEMBERSHIP ETHNICITY	Female	Male	TOTAL MEMBERSHIP GENDER	Avg Attendance At All Weekly Worship Services	7a	8a	8b	8	9	10	11a	11b	11c	11d	11	
26	Gainesville First	0	630	0	640	347	293	640	198	0	4	1	5	0	78	53	26	20	141	240
27	Sivell's Bend	0	20	0	20	10	10	20	18	0	0	0	0	0	14	0	0	0	0	27
28	Whaley	0	249	6	263	135	128	263	112	0	1	6	7	22	49	28	20	9	71	128
29	Henrietta	0	311	0	313	163	150	313	127	40	1	0	1	36	34	20	18	22	115	175
30	Holiday	0	153	0	154	93	61	154	40	0	2	0	2	22	22	6	0	2	25	33
31	Howe	0	234	0	234	130	104	234	116	0	4	1	5	8	85	105	53	30	80	268
32	Iowa Park	0	281	0	284	159	125	284	99	0	0	0	0	15	62	41	25	8	74	148
33	Jacksboro	0	223	1	224	116	108	224	85	15	1	4	5	21	5	14	18	8	37	77
34	Nocona	0	221	0	222	126	96	222	73	0	0	0	0	0	15	24	17	2	36	79
35	Paradise	0	112	0	114	58	56	114	43	0	1	0	1	8	10	7	5	0	22	34
36	Petrolia	0	65	0	67	40	27	67	27	0	0	0	0	0	18	5	2	0	8	15
37	Pottsboro Lakeway	0	293	0	294	151	143	294	153	0	5	3	8	20	60	60	20	3	51	134
38	Rhome	0	37	0	37	24	13	37	36	0	0	1	1	0	4	5	1	0	20	26
39	Rosston	0	40	0	41	24	17	41	27	0	1	0	1	12	8	8	2	0	15	25
40	Sadler	0	49	0	49	37	12	49	20	0	0	0	0	4	15	16	15	2	14	47
41	Saint Jo	0	26	0	27	20	7	27	25	0	0	0	0	5	2	16	3	0	22	41
42	Montague	0	13	0	13	9	4	13	14	0	0	0	0	3	12	6	3	0	0	9
43	Sherman First	0	1206	1	1218	661	557	1218	358	0	5	6	11	78	28	187	87	16	342	632
44	Friendship	0	81	0	81	54	27	81	42	0	2	0	2	7	20	8	1	0	23	32
45	Sherman Grace	2	290	0	299	171	128	299	171	0	5	0	5	31	31	47	24	10	93	174

Northwest District Table 2 (Continued)

	CHURCH MEMBERSHIP										CHRISTIAN FORMATION GROUPS (CFG)								
	MEMBERSHIP ETHNICITY			MEMBERSHIP GENDER															
	Pacific Islander	White	Multi-Racial	TOTAL MEMBERSHIP ETHNICITY	Female	Male	TOTAL MEMBERSHIP GENDER	Avg Attendance At All Weekly Worship Services	Number Of Persons Who Worship Online	Number Of Persons Baptized This Year (0-12 Yrs)	Number Of Persons Baptized This Year (13 Yrs-Older)	TOTAL NUMBER OF PERSONS BAPTIZED THIS YEAR	Total Baptized Members Who Have Not Become Professing Members	Number Of Other Constituents	Number Of Children CFG Participants And Leaders (Ages 0-11)	Number Of Youth CFG Participants And Leaders (Ages 12-18)	Number Of Young Adults CFG Participants And Leaders (Ages 19-30)	Number Of Other Adult CFG Participants And Leaders (Ages 31+)	TOTAL CHRISTIAN FORMATION GROUP PARTICIPANTS
	5e	5f	5g	5	6a	6b	6	7	7a	8a	8b	8	9	10	11a	11b	11c	11d	11
46 Sunset	0	15	4	19	13	6	19	15	0	0	0	0	0	2	2	0	0	5	7
47 Garvin	0	5	2	7	4	3	7	6	0	0	0	0	0	0	0	2	0	0	2
48 Toga	0	83	10	94	49	45	94	43	0	0	2	2	0	9	19	9	8	28	64
49 Tom Bean	0	118	0	119	58	61	119	50	0	1	0	1	16	64	9	0	8	16	33
50 Valley View	0	137	0	142	84	58	142	81	0	3	1	4	38	20	33	20	0	45	98
51 Van Alstyne	0	404	1	407	206	201	407	190	2	4	1	5	25	115	66	81	4	162	313
52 Whitesboro	0	386	1	388	222	166	388	215	0	4	0	4	0	15	165	74	8	148	395
53 Whitewright	0	218	1	220	133	87	220	57	0	0	1	1	2	18	26	17	0	56	99
54 Beverly Drive	0	95	0	101	67	34	101	44	0	0	0	0	0	9	7	13	8	47	75
55 Wichita Falls First	0	1355	0	1365	734	631	1365	407	64	9	3	12	243	115	106	72	23	302	503
56 Floral Heights	0	573	0	596	344	252	596	261	0	5	1	6	59	83	23	9	5	171	208
57 Mt. Calvary-Falls Chapel	0	35	3	65	39	26	65	45	0	1	0	1	12	2	19	7	0	21	47
58 WF St. Marks	0	107	0	114	68	46	114	69	0	0	0	0	0	0	3	3	0	61	67
59 WF Trinity	0	267	0	283	169	114	283	82	0	3	1	4	84	25	20	10	10	45	85
60 University	0	269	0	277	163	114	277	157	0	2	0	2	15	53	10	4	34	104	152
61 WF Wesley	0	119	5	138	82	56	138	65	0	1	0	1	17	42	23	9	0	50	82
62 Byers	0	0	0	0	0	0	0	16	0	0	0	0	0	0	0	0	0	0	0
63 Mission	0	0	0	0	0	0	0	0	0	0	0	0	0	0	0	0	0	0	0
64 NORTHWEST DISTRICT	0	0	0	0	0	0	0	0	0	0	0	0	0	0	0	0	0	0	0
65 NORTH TEXAS CONF.	0	0	0	0	0	0	0	0	0	0	0	0	0	0	0	0	0	0	0
TOTAL 2017	4	12151	58	12496	6966	5530	12496	5216	189	93	51	144	1082	1849	1761	908	367	3437	6473
TOTAL 2016	5	12749	58	13100	7364	5736	13100	5109	0	112	42	154	1272	1970	1728	933	438	3451	6550
Inc/Dec 2017 over 2016	-1	-598	0	-604	-398	-206	-604	107	189	-19	9	-10	-190	-121	33	-25	-71	-14	-77

Northwest District Table 3

CHURCH NAME	CHRISTIAN FORMATION GROUPS (CFG) INCLUDING SUNDAY SCHOOL						UMM		UMW		MISSION ENGAGEMENT							ASSETS AND DEBT	
	12	13	14	15	16	17	18a	18b	19a	19b	20a	20b	21	21a	21b	22	23	24	25
1 Alvord	0	17	41	5	0	2	18	946	0	0	0	0	2	1	2	59	284	991531	102821
2 Antelope	0	10	0	1	0	1	4	1200	4	150	0	0	6	0	0	6	12	86000	28715
3 Archer City	5	38	55	7	6	1	0	0	0	0	0	0	2	0	2	24	1025	1329490	45640
4 Bellevue	0	13	30	0	2	1	0	0	0	0	0	0	0	2	0	0	80	212180	31387
5 Vashiti	0	8	0	1	1	1	0	0	0	0	0	0	1	0	1	20	60	80000	31099
6 Bels	0	55	75	6	3	0	12	1000	12	3000	0	0	6	0	6	110	7000	1153489	29040
7 Bowie	4	45	25	3	6	2	0	0	20	200	0	0	5	0	5	150	3712	4151000	848905
8 Boyd	1	16	30	4	1	0	5	0	0	0	0	0	0	0	0	16	3150	1987000	83587
9 Bridgeport	6	80	28	8	11	2	0	0	10	200	0	0	8	0	2	85	3600	2754714	110070
10 Bryson	0	0	0	0	1	1	0	0	0	0	0	0	1	0	1	2	23	321750	31500
11 Perrin	0	14	0	2	0	0	0	0	0	0	0	0	0	0	0	0	0	1000003	68000
12 Burk Burnett	2	28	58	4	8	5	25	4300	20	850	4	60	5	1	4	155	1157	4138939	165819
13 Calisburg	4	4	30	3	3	2	0	0	0	0	0	0	0	0	0	0	0	588048	311169
14 Chico Morris Memorial	0	30	0	5	1	0	2	0	0	0	0	0	0	0	0	7	610	612350	37968
15 Collinsville	0	9	0	2	1	1	0	0	8	590	0	0	0	0	0	25	0	250000	79351
16 Decatur First	7	115	69	12	12	9	22	30	0	0	0	0	0	0	0	189	1000	6220000	684811
17 Decatur Oak Grove	0	12	0	1	1	1	2	125	0	0	0	0	4	0	4	8	180	135566	135566
18 Harless Memorial	0	14	0	2	0	0	0	0	11	1045	0	0	0	0	0	0	0	351000	16595
19 Haven Chapel	0	0	0	0	0	0	0	0	0	0	0	0	2	1	1	10	143	212000	5035
20 Denton Trinity	0	18	0	3	2	2	9	400	9	200	0	0	7	0	7	35	860	1601807	26465
21 Waples Memorial	0	100	80	8	12	3	0	0	30	500	10	35	10	0	10	399	1354	9461761	597719
22 Electra	5	45	56	6	6	3	0	0	0	0	0	0	4	0	4	28	190	1434038	114833
23 Era	0	15	0	2	0	1	0	0	0	0	0	0	3	0	3	58	400	400000	92837
24 Forestburg	0	18	40	4	4	1	0	0	9	700	0	0	7	3	4	75	250	691000	59839
25 Friberg-Cooper	0	14	0	3	1	1	0	0	20	237	0	0	12	1	11	36	1993	509554	21897

Northwest District Table 3 (Continued)

	CHURCH NAME	CHRISTIAN FORMATION GROUPS (CFG) INCLUDING SUNDAY SCHOOL						UMM		UMW		MISSION ENGAGEMENT							ASSETS AND DEBT	
		12	13	14	15	16	17	18a	18b	19a	19b	20a	20b	21	21a	21b	22	23	24	25
26	Gainesville First	0	100	110	6	8	3	0	0	19	12000	0	0	18	11	12	293	4652	8853994	403459
27	Sivells Bend	0	0	0	0	0	0	0	0	0	0	0	0	0	0	0	0	0	55000	14592
28	Whaley	3	97	90	8	2	2	0	0	58	10000	0	0	5	0	3	52	1240	5602500	458936
29	Henrietta	2	47	76	6	8	7	0	0	25	3441	0	0	6	1	5	150	2500	1287640	266142
30	Holiday	0	14	0	2	2	2	0	0	0	0	0	0	2	0	1	12	450	168000	46749
31	Howe	4	75	56	14	6	4	0	0	12	6350	0	0	3	0	3	35	765	3420203	65936
32	Iowa Park	1	59	0	12	7	10	0	0	32	821	0	0	3	0	3	85	2300	3862970	498773
33	Jacksboro	8	49	45	8	3	1	0	0	0	0	0	0	2	0	2	77	950	1221440	559043
34	Nocona	0	22	78	2	7	1	0	0	0	0	0	0	0	0	0	40	490	3115411	241551
35	Paradise	2	15	20	4	0	3	3	0	0	0	0	0	4	1	3	15	400	1150000	435369
36	Petrolia	0	5	12	1	0	0	0	0	0	0	0	0	2	0	2	0	20	347000	66024
37	Pottshoro Lakeway	8	40	45	7	4	3	0	0	25	500	0	0	5	0	5	150	4200	2035100	69122
38	Rhame	3	26	0	3	2	0	0	0	12	585	0	0	1	0	1	15	85	427224	78901
39	Rosston	0	18	0	2	0	0	0	0	0	0	0	0	0	0	0	5	18	353000	126021
40	Sadler	0	11	0	1	2	0	0	0	0	0	0	0	1	0	1	12	15	283000	43452
41	Saint Jo	0	18	0	3	4	1	0	0	0	0	0	0	4	0	0	12	73	1024711	23173
42	Montague	0	5	0	1	0	1	0	0	0	0	0	0	2	0	0	13	140	170000	1763
43	Sherman First	7	134	150	16	21	12	3	200	57	1513	1	2	17	7	9	418	3079	10359740	362653
44	Friendship	4	10	0	2	2	1	0	0	10	0	0	0	0	0	0	9	2700	474000	53387
45	Sherman Grace	3	129	87	10	16	10	15	0	18	1788	1	13	13	2	11	303	4650	2541626	123424

Northwest District Table 3 (Continued)

	CHRISTIAN FORMATION GROUPS (CFG) INCLUDING SUNDAY SCHOOL						UMM		UMW		MISSION ENGAGEMENT						ASSETS AND DEBT		
	Total Enrolled In Confirmation Preparation Classes This Year	Avg Weekly Attendance (all ages) In Sunday School Or Other Weekly Education Classes	Participants In Vacation Bible School	Number Of Ongoing Sunday Church School Classes Offered	Number Of Ongoing Small Groups, Support Groups, Or Classes Offered (Other Than Sunday Church School)	Number Of Support Groups Or Small Groups Offered Short Term	Membership In United Methodist Men	Amount Paid for Projects	Membership In United Methodist Women	Amount Paid For Local Church And Community Work (UMW)	Number of UMVIM Teams Sent From Local Church	Number Of Persons Sent On UMVIM Teams From Local Church	Total Number Of Community Ministries For Outreach, Justice, And Mercy Offered	Of The Ministries Counted In Line 21, How Many Focus On Global/Regional Health?	Of The Ministries Counted In Line 21, How Many Focus On Engaging In Ministry With the Poor/Socially Marginalized?	Number Of Persons From Your Congregation Serving In Mission/Community Ministries	Number Of Persons Served By Community Ministries For Outreach, Justice, And Mercy	Market Value Of Church-Owned Land, Buildings, Vehicles And Equipment	Market Value of Financial And Other Liquid Assets
CHURCH NAME	12	13	14	15	16	17	18a	18b	19a	19b	20a	20b	21	21a	21b	22	23	24	25
46 Sunset	0	6	0	2	0	0	0	0	0	0	0	0	4	0	4	19	48	154000	69502
47 Garvin	0	5	0	0	1	0	0	0	0	0	0	0	0	0	0	0	0	150000	1624
48 Tioga	2	21	72	3	3	0	0	0	0	0	0	0	2	0	2	51	120	368745	36708
49 Tom Bean	0	18	42	3	0	1	0	0	0	0	0	0	3	0	2	24	400	1029074	182192
50 Valley View	4	14	40	2	4	0	0	0	0	0	0	0	12	0	4	70	1020	961573	76193
51 Van Alstyne	11	119	290	17	8	14	0	0	20	834	0	0	15	5	9	180	610	5260000	380405
52 Whitesboro	11	88	60	11	9	8	20	2000	25	5000	0	0	2	2	2	67	6861	3475000	114652
53 Whitewright	0	23	57	6	3	5	0	0	0	0	0	0	9	9	9	80	1200	2205742	157669
54 Beverly Drive	0	25	0	6	6	0	0	0	14	250	0	0	6	0	5	39	325	943764	25670
55 Wichita Falls First	12	163	75	15	10	3	0	0	0	0	0	0	1	0	1	186	1180	19695130	7773449
56 Floral Heights	3	183	38	13	10	0	0	0	0	0	0	0	3	0	1	150	6295	12450000	1525056
57 Mt. Calvary-Falls Chapel	7	21	41	4	1	1	0	0	16	2100	0	0	2	0	0	14	3762	390000	5000
58 WF St. Marks	0	11	0	2	5	0	12	1346	19	1411	0	0	11	2	9	35	400	1408930	95391
59 WF Trinity	0	45	42	6	4	3	0	0	0	0	0	0	0	0	0	58	310	1581516	81056
60 University	0	82	44	7	9	1	11	1073	7	616	0	0	9	1	9	75	400	5191518	105635
61 WF Wesley	0	30	25	5	2	2	9	2000	16	5000	0	0	0	0	0	12	2000	1110097	26584
62 Byers	0	0	0	0	0	0	0	0	0	0	0	0	0	0	0	0	0	0	0
63 Mission	0	0	0	0	0	0	0	0	0	0	0	0	0	0	0	0	0	218545	4000
64 NORTHWEST DISTRICT	0	0	0	0	0	0	0	0	0	0	0	0	0	0	0	0	0	0	0
65 NORTH TEXAS CONF.	0	0	0	0	0	0	0	0	0	0	0	0	0	0	0	0	0	0	0
TOTAL 2017	129	2446	2212	302	251	139	172	14620	538	59881	16	110	252	50	185	4253	80741	144383847	18359924
TOTAL 2016	142	2525	2396	324	222	131	195	14892	565	67159	12	60	0	0	0	3650	63131	142270805	18746283
Inc/Dec 2017 over 2016	-13	-79	-184	-22	29	8	-23	-272	-27	-7278	4	50	252	50	185	603	17610	2113042	-386359

Northwest District Table 4

	ASSETS AND DEBT		BENEVOLENT GIVING																	
			Total Amount Given To Non-United Methodist Benevolent And Charitable Causes	Total Amount Given Directly To United Methodist Causes (Not Sent To Conference)	UM Student Day	World Communion Sunday	Native American Ministries Sunday	Peace With Justice Sunday	UMCOR Sunday	Human Relations Sunday	Total Annual Conference Special Sunday Offerings	All Other Funds Sent To Conference For Connectional Mission And Ministry	Youth Service Fund	Annual Conference Advance Specials	World Service Special Gifts	General Advance Specials	Amount PAID By Local Church To The Conference For All Apportioned Causes	Total APPORTIONED To Local Church By The Conference	Other Debt	Debt Secured By Church Physical Assets
CHURCH NAME	26	27	38	37	36f	36e	36d	36c	36b	36a	35	34	33	32	31	30	29	28		
1 Alford	88215	0	1000	0	0	0	0	0	0	0	0	48	0	0	0	490	14325	14325	0	0
2 Antelope	0	0	200	40	0	0	0	0	0	0	0	0	0	0	0	0	1067	1067	0	0
3 Archer City	38843	0	0	0	0	0	0	0	0	0	0	8451	0	0	0	0	18406	18406	0	0
4 Bellevue	0	0	0	0	0	0	0	0	0	0	0	0	0	0	0	0	2025	2025	0	0
5 Vashiti	0	0	0	0	0	0	0	0	0	0	0	5000	0	0	0	0	1713	1713	0	0
6 Bells	57751	0	13252	0	0	0	0	0	0	0	0	0	0	0	0	0	18500	18500	0	0
7 Bowie	0	0	9952	0	0	20	0	0	0	0	0	100	0	0	0	949	18637	18637	0	0
8 Boyd	139730	0	1564	100	0	0	0	0	0	0	0	0	0	0	0	0	15548	15548	0	0
9 Bridgeport	0	0	23140	0	0	0	0	0	0	0	0	1875	0	17	0	4108	47334	47334	0	0
10 Bryson	0	0	0	0	0	0	0	0	0	0	0	0	0	0	0	0	3234	3234	0	0
11 Perrin	0	0	0	150	0	0	0	0	0	0	0	0	0	0	0	0	1628	1628	0	0
12 Burk Burnett	0	0	2660	1305	0	0	0	0	0	0	0	1624	0	17	0	364	30817	30817	0	0
13 Callisburg	0	0	420	2000	0	0	0	0	0	0	0	0	0	0	0	0	9009	9009	0	0
14 Chico Morris Memorial	0	0	1200	0	0	0	0	0	0	0	0	0	0	0	0	0	9707	9707	0	0
15 Collinsville	0	0	300	0	0	0	0	0	0	0	0	97	0	0	0	0	4794	4794	0	0
16 Decatur First	275000	554	29039	1854	0	105	0	0	0	0	160	1233	0	1000	0	6245	89140	89140		
17 Decatur Oak Grove	0	0	3556	0	0	0	0	0	0	0	0	0	0	0	0	0	6227	6227	0	0
18 Harless Memorial	0	0	0	1650	0	0	0	0	0	0	0	0	0	0	0	0	4004	4004	0	0
19 Haven Chapel	0	0	1365	0	0	0	0	0	0	0	0	0	0	0	0	0	3137	3137	0	0
20 Denison Trinity	21777	0	1470	0	0	0	0	0	0	0	0	806	0	0	0	0	8741	8741	0	0
21 Waples Memorial	0	0	12794	0	0	0	0	0	0	0	0	0	0	0	0	0	45999	45999	0	0
22 Electra	0	0	1200	0	0	0	0	0	0	0	0	0	0	83	0	0	15223	15223	0	0
23 Era	0	0	8495	0	0	0	0	0	0	0	0	0	0	0	0	0	4445	4445	0	0
24 Forestburg	0	0	11108	0	0	0	0	0	0	0	390	97	0	250	0	0	8524	8524	0	0
25 Friberg-Cooper	0	0	2356	1708	0	0	0	0	0	0	0	0	0	0	0	0	5942	5942	0	0



		BENEVOLENT GIVING																				
ASSETS AND DEBT																						
		Other Debt	Debt Secured By Church Physical Assets	CHURCH NAME	28	29	30	31	32	33	34	35	36a	36b	36c	36d	36e	36f	37	38	Total Amount Given To Non-United Methodist Benevolent And Charitable Causes	
26	Gainesville First	0	347003	0	62621	62621	448	0	600	0	3744	600	0	0	0	0	0	0	0	0	37414	26
27	Sivell's Bend	0	0	0	1613	1613	0	0	0	0	0	0	0	0	0	0	0	0	0	0	7870	27
28	Whaley	0	763886	0	33482	33482	0	0	0	0	67	0	0	0	0	0	0	0	0	0	1307	28
29	Henrietta	0	0	0	30927	30927	0	0	0	0	1310	0	0	0	0	0	169	0	188	0	4183	29
30	Holiday	0	12090	0	8864	8864	430	0	0	0	100	0	0	0	0	0	0	0	0	0	152	30
31	Howe	0	0	0	25291	25291	500	0	0	0	0	0	0	0	0	0	0	0	7438	0	8522	31
32	Iowa Park	0	0	0	28121	28121	225	0	117	0	0	0	0	0	0	0	0	0	530	0	3214	32
33	Jacksboro	0	0	0	25040	25040	624	0	1083	0	0	0	0	0	0	0	433	0	831	0	3623	33
34	Nocona	0	0	0	23947	23947	0	0	334	0	0	0	0	0	0	0	0	0	0	0	17581	34
35	Paradise	0	0	0	8314	8314	0	0	0	0	3250	0	0	0	0	0	0	0	3131	0	9802	35
36	Petrolia	0	0	0	2157	2157	1133	0	0	0	483	0	0	0	0	0	0	0	0	0	3000	36
37	Pottsboro Lakeway	0	0	0	29741	29741	0	0	156	0	320	0	0	0	0	0	0	0	320	0	24019	37
38	Rhame	0	0	0	3332	3332	0	0	0	0	0	0	0	0	0	0	0	0	0	0	4000	38
39	Rosston	0	0	0	3460	3460	0	0	0	0	0	0	0	0	0	0	0	0	1000	0	9402	39
40	Sader	0	0	0	5809	5809	0	0	0	0	180	0	0	0	0	0	0	0	0	0	1617	40
41	Saint Jo	0	0	0	3508	3508	0	0	0	0	0	0	0	0	0	0	0	0	0	0	367	41
42	Montague	0	0	0	1415	1415	0	0	85	0	0	0	0	0	0	0	0	0	0	0	1214	42
43	Sherman First	0	1978958	0	97473	97473	0	0	1500	0	3713	0	0	0	0	0	0	0	5088	0	11910	43
44	Friendship	0	22300	0	5604	5604	2441	0	89	0	251	0	0	0	0	0	0	0	605	0	2231	44
45	Sherman Grace	0	0	0	45307	45307	8784	0	17	0	0	960	0	0	0	0	0	0	7413	0	22276	45

Northwest District Table 4 (Continued)

	ASSETS AND DEBT		BENEVOLENT GIVING																
	CHURCH NAME	26	27	28	29	30	31	32	33	34	35	36a	36b	36c	36d	36e	36f	37	38
46	Sunset		0	1543	1543	0	0	0	0	1000	0	0	0	0	0	0	0	2453	665
47	Garvin		0	492	492	0	0	1	0	0	0	0	0	0	0	0	0	0	0
48	Tioga		0	6604	6604	0	0	0	0	0	0	0	0	0	0	0	0	0	0
49	Tom Bean		0	13955	13955	0	0	0	0	0	0	0	0	0	0	0	0	120	800
50	Valley View	49424	0	12805	12805	0	0	0	0	654	0	0	0	0	0	0	0	0	2101
51	Van Alstyne	24991	0	41660	41660	0	0	500	0	6605	0	0	0	0	0	0	0	0	104410
52	Whitesboro	132136	0	38011	38011	3610	0	554	0	704	1159	271	0	152	352	0	0	1500	31704
53	Whitewright		0	22333	22333	0	0	93	0	0	0	0	0	0	0	0	0	0	9401
54	Beverly Drive		0	10703	10703	0	0	0	0	0	0	0	0	0	0	0	0	0	2035
55	Wichita Falls First		0	134559	134559	0	0	0	0	7564	0	0	0	0	0	0	0	0	15084
56	Floral Heights		0	83149	83149	1149	0	115	0	38	0	0	0	0	0	0	0	150	68901
57	Mt. Calvary-Falls Chapel		0	4666	4666	0	0	0	0	0	0	0	0	0	0	0	0	0	3000
58	WF St. Marks		0	10429	10429	736	0	0	0	430	0	0	0	0	0	0	0	4000	4890
59	WF Trinity	520513	0	20283	20283	245	0	0	0	497	0	0	0	0	0	0	10	0	16853
60	University	287278	1779	32289	32289	600	0	0	0	100	0	0	0	0	0	0	0	0	41980
61	WF Wesley		0	16162	16162	0	0	0	0	272	0	0	0	0	0	0	0	346	991
62	Byers		0	3612	3612	0	0	39	0	0	0	0	0	0	0	0	0	0	0
63	Mission		0	3049	3049	0	0	0	0	0	0	0	0	0	0	0	0	0	0
64	NORTHWEST DISTRICT		0		0	0	0	7519	0	0	0	0	0	0	0	0	0	0	0
65	NORTH TEXAS CONF.		0	0	0	852	500	0	1953	53456	0	0	0	0	0	0	88	0	0
	TOTAL 2017	4757895	2333	1290456	1290456	33933	500	14169	1953	104069	3411	271	577	152	352	727	98	57920	601590
	TOTAL 2016	2954540	40235	1294261	1294261	19737	0	19873	3067	170648	5387	232	1951	200	159	907	202	74755	635974
	Inc/Dec 2017 over 2016	1803355	-37902	-3805	-3805	14196	500	-5704	-1114	-66579	-1976	39	-1374	-48	193	180	-104	-16835	-34384

Northwest District Table 5

	MINISTERIAL SUPPORT												LOCAL CHURCH EXPENDITURES																						
	CHURCH NAME	39	40	41a	Base Compensation To Senior Pastor	41aa	Amount Received From Equitable Compensation Or Other Conference Grants Toward Senior Pastor's Base Compensation	41b	Base Compensation Paid To Associate(s)	41bb	Amount Received From Conference Grants Toward Associate's Base Compensation	41c	Base Compensation Paid To/For Deacons	42a	Housing Benefits Paid To/For Senior Pastor	42b	Housing Benefits Paid To/For All Associate Pastors	42c	Housing Benefits Paid To/For Deacons Not Included In 41a Or 41b	43	Total Amount Paid To Pastor, Associate(s) And Deacons (s) For Accountable Reimbursements	44	Total Amount Paid To Pastor, Associates(s) And Deacons(s) For Any Other Cash Allowances (Non-Accountable)	45	Total Amount Paid In Salary And Benefits For All Other Church Staff And Diaconal Ministers	46	Local Church Program Expenses	47	Local Church Operating Expenses	48	Principal And Interest On Indebtedness, Loans, Mortgages, Etc.	49	Capital Expenditures For Building, Improvements, And Major Equipment Purchases	50	TOTAL CHURCH EXPENSES
	Alvord	7237	10356	40560	0	0	0	0	0	0	0	0	0	4676	0	0	0	0	0	0	4010	0	0	12650	4103	28452	9605	4517	142029	1					
	Antelope	0	0	4800	0	0	0	0	0	0	0	0	0	0	0	0	0	0	0	0	825	0	0	3593	4103	5857	0	10064	26446	2					
	Archer City	7300	10560	41124	0	0	0	0	0	0	0	0	0	8773	0	0	0	0	0	0	4663	0	49750	4518	30772	7579	58804	250700	3						
	Bellevue	0	0	6000	0	0	0	0	0	0	0	0	0	0	0	0	0	0	0	0	0	0	0	716	7572	0	4315	20628	4						
	Vashti	0	0	7200	0	0	0	0	0	0	0	0	0	0	0	0	0	0	0	0	0	0	0	2096	4808	0	799	21616	5						
	Bells	7955	10356	31426	0	0	0	0	0	0	0	0	0	16000	0	0	0	0	0	0	0	0	19000	11647	38564	7560	0	174260	6						
	Bowie	6648	10356	41201	0	0	0	0	0	0	0	0	0	6000	0	0	0	0	0	0	0	0	30071	8548	43833	0	39600	215915	7						
	Boyd	7446	10356	41567	0	0	0	0	0	0	0	0	0	4340	0	0	0	0	0	0	1528	0	21732	1934	35072	15300	2703	159190	8						
	Bridgeport	7873	10560	56000	0	0	0	0	0	0	0	0	0	5304	0	0	0	0	0	0	3950	9792	128661	27767	80189	53696	25900	486166	9						
	Bryson	0	0	12322	0	0	0	0	0	0	0	0	0	0	0	0	0	0	0	0	0	0	0	150	7335	0	7450	30491	10						
	Perrin	0	0	6030	0	0	0	0	0	0	0	0	0	0	0	0	0	0	0	0	0	0	0	4900	6900	0	0	19608	11						
	Burknett	7421	10356	34389	0	0	0	0	0	0	0	0	0	22000	0	0	0	0	0	0	613	8712	48311	21284	67866	0	30879	288618	12						
	Callisburg	187	0	14400	0	0	0	0	0	0	0	0	0	0	0	0	0	0	0	0	0	0	2100	1872	7837	0	0	37825	13						
	Chico Morris Memorial	0	0	28750	0	0	0	0	0	0	0	0	0	0	0	0	0	0	0	0	1000	300	14323	2147	29944	0	498	87869	14						
	Collinsville	0	0	12000	0	0	0	0	0	0	0	0	0	0	0	0	0	0	0	0	0	3600	2350	402	7087	0	0	30630	15						
	Decatur First	12029	15738	63477	0	23513	0	0	10355	4202	0	6836	9792	164165	45027	174555	34114	503567	1210146	16															
	Decatur Oak Grove	0	0	13850	0	0	0	0	10000	0	0	6846	0	5200	3929	9692	0	4800	64100	17															
	Harless Memorial	0	0	7212	0	0	0	0	9266	0	0	3000	0	0	1355	4566	0	31053	18																
	Haven Chapel	0	0	7000	0	0	0	0	0	0	0	0	0	0	849	7826	0	20177	19																
	Denison Trinity	0	0	24000	0	0	0	0	0	0	0	0	0	15960	1845	20044	6600	79466	20																
	Waples Memorial	14276	10356	61150	0	0	0	0	3000	0	5868	115180	8762	142080	8762	23032	25375	451139	21																
	Electra	0	0	36016	0	0	0	0	3600	0	3600	39835	6317	23032	0	2526	0	131532	22																
	Era	0	0	5500	0	0	0	0	11800	0	0	3200	1367	8234	0	33892	0	76933	23																
	Forestburg	7264	10356	40700	0	0	0	0	3000	0	7200	0	0	9707	12101	0	8454	119151	24																
	Friberg-Cooper	0	0	2800	0	0	0	0	15000	0	841	5912	2588	20287	0	2046	0	60179	25																

Northwest District Table 5 (Continued)

	MINISTERIAL SUPPORT										LOCAL CHURCH EXPENDITURES																						
		39	40	41a	Amount Received From Equitable Compensation Or Other Conference Grants Toward Senior Pastor's Base Compensation	41aa	41b	Base Compensation Paid To Associate(s)	41bb	41c	42a	Housing Benefits Paid To/For Senior Pastor	42b	Housing Benefits Paid To/For All Associate Pastors	42c	Housing Benefits Paid To/For Deacons Not Included In 41a Or 41b	43	Total Amount Paid To Pastor, Associate(s) And Deacons (s) For Accountable Reimbursements	44	Total Amount Paid To Pastor, Associates(s) And Deacons(s) For Any Other Cash Allowances (Non-Accountable)	45	Total Amount Paid In Salary And Benefits For All Other Church Staff And Diaconal Ministers	46	Local Church Program Expenses	47	Local Church Operating Expenses	48	Principal And Interest On Indebtedness, Loans, Mortgages, Etc.	49	Capital Expenditures For Building, Improvements, And Major Equipment Purchases	50	TOTAL CHURCH EXPENSES	
26	CHURCH NAME																																
26	Gainesville First	8934	10356	63892	0	0	0	19500	13570	36500	8663	0	0	0	0	0	10416	5160	162450	66537	91339	175264	3406	761914	26								
27	Sivell's Bend	0	0	4800	0	0	0	0	0	0	0	0	0	0	0	0	0	0	0	0	0	0	7144	24524	27								
28	Whaley	7524	10356	55523	0	0	0	0	0	10000	0	0	0	0	0	0	7603	0	80701	8508	71888	53240	4681	344880	28								
29	Henrietta	8209	10860	59900	0	0	2940	0	0	6000	0	0	0	0	0	0	4000	0	64725	15589	50741	22500	282241	29									
30	Holiday	0	0	4000	0	0	0	0	0	20000	0	0	0	0	0	0	0	0	6075	2884	26579	2110	5300	76494	30								
31	Howe	7856	10356	56239	0	0	0	0	0	4000	0	0	0	0	0	0	0	0	38410	13593	60904	0	0	233109	31								
32	Iowa Park	10278	10356	55156	0	0	0	0	0	3571	0	0	0	0	0	0	3289	0	36854	7557	58697	0	75827	293792	32								
33	Jacksboro	7968	10356	50622	0	0	0	0	0	9105	0	0	0	0	0	0	4543	0	63921	19597	68456	0	0	266202	33								
34	Nocona	7599	10897	50293	0	0	0	0	0	0	0	0	0	0	0	0	6996	0	12175	5434	65568	0	15434	216258	34								
35	Paradise	0	0	13000	0	0	0	0	0	12500	0	0	0	0	0	0	2771	0	0	11018	25904	0	8025	97715	35								
36	Petrolia	0	0	1140	0	0	0	0	0	10800	0	0	0	0	0	0	0	0	0	1802	12501	0	0	33016	36								
37	Pottsboro Lakeway	7543	10356	60353	0	0	0	0	0	4148	0	0	0	0	0	0	0	0	66120	5960	50866	1027	21057	281986	37								
38	Rhome	0	0	14400	0	0	0	0	0	0	0	0	0	0	0	0	0	0	5500	0	2000	0	0	29232	38								
39	Rosston	0	0	0	0	0	0	0	0	6000	0	0	0	0	0	0	0	6000	0	7431	11600	0	0	44893	39								
40	Sadler	0	0	24190	0	0	0	0	0	0	0	0	0	0	0	0	0	32	8000	3821	11005	0	10422	65076	40								
41	Saint Jo	0	0	6192	0	0	0	0	0	9252	0	0	0	0	0	0	0	0	1275	6166	7032	0	0	33934	41								
42	Montague	0	0	2094	0	0	0	0	0	6924	0	0	0	0	0	0	0	0	0	2539	3662	0	10090	28023	42								
43	Sherman First	11476	21120	104080	0	41213	24000	0	0	35000	18000	0	0	0	0	0	4689	0	231410	41924	214813	17366	444187	1305539	43								
44	Friendship	0	0	3780	0	0	0	0	0	15000	0	0	0	0	0	0	0	6600	17970	687	10837	13680	391	80166	44								
45	Sherman Grace	8144	10356	59119	0	9149	0	0	0	6500	0	0	0	0	0	0	3553	15820	173055	24858	45118	0	7871	448300	45								

Northwest District Table 5 (Continued)

	MINISTERIAL SUPPORT										LOCAL CHURCH EXPENDITURES									
		39	40	41a	41aa	41b	41bb	41c	42a	42b	42c	43	44	45	46	47	48	49	50	TOTAL CHURCH EXPENSES
DISTRICT																				
46 Sunset		0	0	5172	0	0	0	0	3600	0	0	0	4178	2400	100	3500	0	0	0	24611 46
47 Garvin		0	0	2100	0	0	0	0	2000	0	0	0	1528	0	0	624	0	0	0	6745 47
48 Toga		3654	0	4308	0	0	0	0	21849	0	0	0	0	14017	3685	12522	0	12800	0	79439 48
49 Tom Bean		7456	10356	39226	0	0	0	0	5400	0	0	0	2300	0	3830	21152	0	6438	0	111033 49
50 Valey View		7548	10368	48258	0	0	0	0	3769	0	0	4416	0	10200	7783	21460	11935	0	0	141297 50
51 Van Alstyne		7750	10356	54570	0	0	0	0	6639	0	0	8484	10105	129442	30692	82727	676	134486	0	629102 51
52 Whitesboro		11613	10387	54032	0	0	0	0	4389	0	0	3016	791	116533	16469	58377	16498	23215	0	393337 52
53 Whitewright		7616	12887	35506	0	0	0	0	14612	0	0	1894	3467	27070	1535	37457	0	5604	0	179475 53
54 Beverly Drive		0	0	29500	0	0	0	0	0	0	0	0	0	6000	4516	18874	0	20690	0	92318 54
55 Wichita Falls First		26815	31170	121699	0	51316	0	40600	57500	24000	20400	6199	24168	311178	80746	265229	0	65916	0	1284143 55
56 Floral Heights		8662	10860	77984	0	0	0	0	7287	0	0	1325	9792	279314	17049	200498	63014	0	0	829287 56
57 Mt. Calvary-Falls Chapel		0	0	14800	0	0	0	0	11000	0	0	0	0	6963	500	2000	0	617	0	43546 57
58 WF St. Marks		0	0	25000	0	0	0	0	0	0	0	0	0	14987	1258	18884	0	7049	0	87663 58
59 WF Trinity		7637	10356	32320	0	0	0	0	30980	0	0	2700	0	51009	7102	18722	38176	3099	0	239989 59
60 University		8055	10560	66122	0	0	0	0	14000	0	0	0	0	70075	12014	82118	37688	10040	0	385641 60
61 WF Wesley		7509	10356	35226	0	0	0	0	8400	0	0	0	3600	32509	10042	35833	0	7428	0	168674 61
62 Byers		0	0	5781	0	0	0	0	0	0	0	0	0	0	478	3710	0	0	0	13620 62
63 Mission		0	0	4800	0	0	0	0	0	0	0	0	0	0	400	6422	0	0	0	14671 63
64 NORTHWEST DISTRICT		0	0	0	0	0	0	0	0	0	0	0	0	0	0	0	0	0	0	7519 64
65 NORTH TEXAS CONF.		0	0	0	0	0	0	0	0	0	0	0	0	0	0	0	0	0	0	56849 65
TOTAL 2017		275482	352375	1984651	0	128131	43500	54170	519839	54865	20400	126674	126436	2718838	622338	2606410	590503	1680830	0	13972120
TOTAL 2016		264201	331709	1965152	0	168118	0	0	0	0	0	136944	165190	2823111	639748	2522793	784892	2680250	0	15247783
Inc/Dec 2017 over 2016		11281	20666	19499	0	-39987	43500	54170	519839	54865	20400	-10270	-38754	-104273	-17410	83617	-194389	-999420	0	-1275663

[illegible]

Northwest District Table 6 (Continued)

CHURCH NAME	RECEIVED FOR ANNUAL BUDGET/SPENDING PLAN										RCVD FOR CAPITAL CAMPAIGNS/SPECIAL PROJECTS					RECEIVED FROM CONNECTIONAL/OTHER SOURCES				
	51	52a	52b	52c	52d	52e	52f	52g	52h	52i	53a	53b	53c	53d	53e	54a	54b	54c	54d	55
26 Gainesville First	178	406886	100360	12254	3603	0	15013	173085	711201	206610	107482	3025	0	5392	115899	0	0	0	0	827100
27 Swells Bend	11	0	16280	2965	0	0	0	0	19245	0	0	0	0	0	0	0	0	0	0	19245
28 Whaley	104	112256	146282	2611	77280	0	2300	0	340729	2815	0	0	0	2815	2815	0	0	0	0	343544
29 Henrietta	191	0	309367	9063	4000	0	0	5630	328060	0	0	5540	0	4183	9723	0	0	0	0	337783
30 Holliday	23	0	68223	5670	56	0	10600	0	84549	0	0	0	0	152	152	0	0	0	0	84701
31 Howe	120	0	195742	10464	254	0	150	0	206610	0	0	0	22165	0	22165	0	0	0	0	228775
32 Iowa Park	90	0	232054	11901	0	0	0	13223	257178	0	84827	0	0	3833	88660	0	0	0	0	345838
33 Jacksboro	62	109730	93857	3247	14	0	2300	72667	281815	3745	0	27000	5848	6020	42613	0	0	0	0	3244428
34 Nocona	53	0	194924	5611	21103	0	0	0	221638	0	0	1614	0	0	1614	0	0	0	0	223352
35 Paradise	34	0	91767	7128	122	0	0	0	99017	0	0	0	13469	7724	21193	0	0	0	0	120210
36 Petrolia	36	0	23467	5504	113	0	0	0	29084	0	0	0	0	0	0	0	0	0	0	29084
37 Pottsboro Lakeway	147	0	219511	9813	1589	0	300	1030	232243	0	0	2350	0	0	2350	0	0	0	0	234593
38 Rhame	28	0	35215	2300	0	0	0	0	37515	0	0	0	0	0	0	0	0	0	0	37515
39 Rosston	21	0	43425	0	0	0	0	0	43425	0	0	0	0	0	0	0	0	0	0	43425
40 Sadler	20	0	35000	700	0	0	12080	0	47780	0	0	0	0	0	0	0	0	0	0	47780
41 Saint Jo	14	0	29179	769	0	0	3900	99	33947	0	0	2142	0	0	2142	0	0	0	0	36089
42 Montague	8	0	17357	2566	0	0	0	1331	21254	1214	0	0	0	0	1214	0	0	0	0	22468
43 Sherman First	306	675389	199034	16789	656	0	8550	2668	903086	337431	0	5291	7169	19408	369299	0	25072	0	25072	1297457
44 Friendship	60	0	61183	5458	0	0	0	0	66641	0	0	2920	0	0	2920	0	0	0	0	69561
45 Sherman Grace	124	322058	59959	10640	21259	0	800	0	414716	0	0	1005	24118	27821	52944	0	0	0	0	467660

Northwest District Table 6 (Continued)

	RECEIVED FOR ANNUAL BUDGET/SPENDING PLAN								RCVD FOR CAPITAL CAMPAIGNS/SPECIAL PROJECTS					RECEIVED FROM CONNECTIONAL/OTHER SOURCES						
		51	52a	52b	52c	52d	52e	52f	52g	52t	53a	53b	53c	53d	53t	54a	54b	54c	54t	55
										TOTAL INCOME FOR ANNUAL BUDGET/SPENDING PLAN					TOTAL INCOME FOR DESIGNATED CAUSES INCLUDING CAPITAL CAMPAIGN AND OTHER SPECIAL PROJECTS				TOTAL INCOME FROM CONNECTIONAL AND OTHER INSTITUTIONAL SOURCES OUTSIDE THE LOCAL CHURCH	



Recapitulation Table 1

CHURCH MEMBERSHIP																			
		RECEIVED							REMOVED							MEMBERSHIP ETHNICITY			
								</											

Recapitulation Table 2

	CHURCH MEMBERSHIP								CHRISTIAN FORMATION GROUPS (CFG)															
	MEMBERSHIP ETHNICITY				MEMBERSHIP GENDER																			
	Pacific Islander	5e	4	9403	51	9858	5	6a	5736	4122	9858	6	7	7a	8a	8b	8	9	10	11a	11b	11c	11d	11
			38	43085	320	55233	31987	23246	55233	23979	4411	5700	65	41	106	864	1644	921	644	468	2941	4974		
			52	54058	276	56610	30784	25826	56610	23654	23979	2254	638	170	808	6497	30680	10581	4719	2553	17411	35264		
			4	12151	58	12496	6966	5530	12496	5216	5216	189	93	51	144	1082	1849	1761	908	367	3437	37074		
			98	118697	705	134197	75473	58724	134197	57260	57260	10293	1300	472	1772	18638	53134	24942	12868	4765	41210	83785		
			101	122248	658	137300	77506	59794	137300	55670	55670	0	1439	451	1890	18361	48960	22947	12454	4729	40560	80690		
			-3	-3551	47	-3103	-2033	-1070	-3103	1590	1590	10293	-139	21	-118	277	4174	1995	414	36	650	3095		
			-2.97%	-2.90%	7.14%	-2.26%	-2.62%	-1.79%	-2.26%	2.86%	2.86%	100.00%	-9.66%	4.66%	-6.24%	1.51%	8.53%	8.69%	3.32%	0.76%	1.60%	3.84%		

Recapitulation Table 3

	CHRISTIAN FORMATION GROUPS (CFG) INCLUDING SUNDAY SCHOOL										UMM		UMW		MISSION ENGAGEMENT							ASSETS AND DEBT	
	12	13	14	15	16	17	18a	18b	19a	19b	20a	20b	21	21a	21b	22	23	24	25				
DISTRICT																							
East District	65	2016	1827	241	154	99	165	7364	587	38103	7	49	243	34	128	2497	70517	10965988	14918965				
Metro District	917	8926	7583	845	1161	560	1176	42137	2962	146637	24	375	654	116	472	26290	690639	546514113	100139852				
North Central District	880	10148	12009	956	1015	683	1077	199958	1863	117418	45	782	569	146	358	28111	330809	343252270	44900740				
Northwest District	129	2446	2212	302	251	139	172	14620	538	59881	16	110	252	50	185	4253	80741	144383847	18359924				
TOTAL 2017	1991	23536	23631	2344	2581	1481	2590	264079	5950	362039	92	1316	1718	346	1143	61151	1172706	1143810118	178319481				
TOTAL 2016	1934	23036	22916	2492	2370	1701	2881	200367	6415	378865	72	1154	0	0	0	62340	865583	1102512060	173638503				
Inc/Dec 2017 over 2016	57	500	715	-148	211	-220	-291	63712	-465	-16826	20	162	1718	346	1143	-1189	307123	41298058	4680978				
% of Increase/Decrease	2.95%	2.17%	3.12%	-5.94%	8.90%	-12.93%	-10.10%	31.80%	-7.25%	-4.44%	27.78%	14.04%	100.00%	100.00%	100.00%	-1.91%	35.48%	3.75%	2.70%				

## Recapitulation Table 4

	ASSETS AND DEBT	BENEVOLENT GIVING
	Other Debt	27
	Debt Secured By Church Physical Assets	26
	Total APPORTIONED To Local Church By The Conference	28
	Amount PAID By Local Church To The Conference For All Apportioned Causes	29
	General Advance Specials	30
	World Service Special Gifts	31
	Annual Conference Advance Specials	32
	Youth Service Fund	33
	All Other Funds Sent To Conference For Connectional Mission And Ministry	34
	Total Annual Conference Special Sunday Offerings	35
	Human Relations Sunday	36a
	UMCOR Sunday	36b
	Peace With Justice Sunday	36c
	Native American Ministries Sunday	36d
	World Communion Sunday	36e
	UM Student Day	36f
	Total Amount Given Directly To United Methodist Causes (Not Sent To Conference)	37
	Total Amount Given To Non-United Methodist Benevolent And Charitable Causes	38
DISTRICT		
East District		38
Metro District		37
North Central District		36f
Northwest District		36e
TOTAL 2017		36d
TOTAL 2016		36c
Incl/Dec 2017 over 2016		36b
% of Increase/Decrease		36a

[illegible]

Recapitulation Table 6

DISTRICT	RECEIVED FOR ANNUAL BUDGET/SPENDING PLAN								RCVD FOR CAPITAL CAMPAIGNS/SPECIAL PROJECTS						RECEIVED FROM CONNECTIONAL/OTHER SOURCES				TOTAL CHURCH INCOME
	51	52a	52b	52c	52d	52e	52f	52g	52i	53a	53b	53c	53d	53i	54a	54b	54c	54t	
East District	4034	2900133	6023284	436832	96236	9345	129725	280930	9876485	1294874	3408281	501068	161783	5366006	32656	46312	157470	236438	15478929
Metro District	21052	34735972	21299523	1757155	835350	17264	2128915	2328771	63102950	23984082	1207922	2738229	1313259	29243492	11810	94006	546883	652699	92999141
North Central District	21125	34559342	19124167	1000103	108310	2375	1391837	1230901	57417035	13437834	179436	3284381	1271182	18172833	0	286049	84497	370546	75960414
Northwest District	4959	3478822	7333851	399191	186077	3301	137071	448524	11986837	805967	276930	518950	203327	1805174	0	25072	0	25072	13817083
TOTAL 2017	51170	75674269	53780825	3593281	1225973	32285	3787548	4289126	142383307	39522757	5072569	7042628	2949551	54587505	44466	451439	788850	1284755	198255567
TOTAL 2016	51452	75155330	51285272	3952731	631748	614516	2811712	3813937	138265246	26525093	4725663	4167932	3018698	38437376	101644	507835	808961	1418440	178121062
Incl/Dec 2017 over 2016	-282	518939	2495553	-359450	594225	-582231	976836	475189	4118061	12997664	346916	2874696	-69147	16150129	-57178	-56396	-20111	-133685	20134505
% of Increase/Decrease	-0.55%	0.69%	4.87%	-9.09%	94.06%	-94.75%	34.71%	12.46%	2.98%	49.00%	7.34%	68.97%	-2.29%	42.02%	-56.25%	-11.11%	-2.49%	-9.42%	11.30%