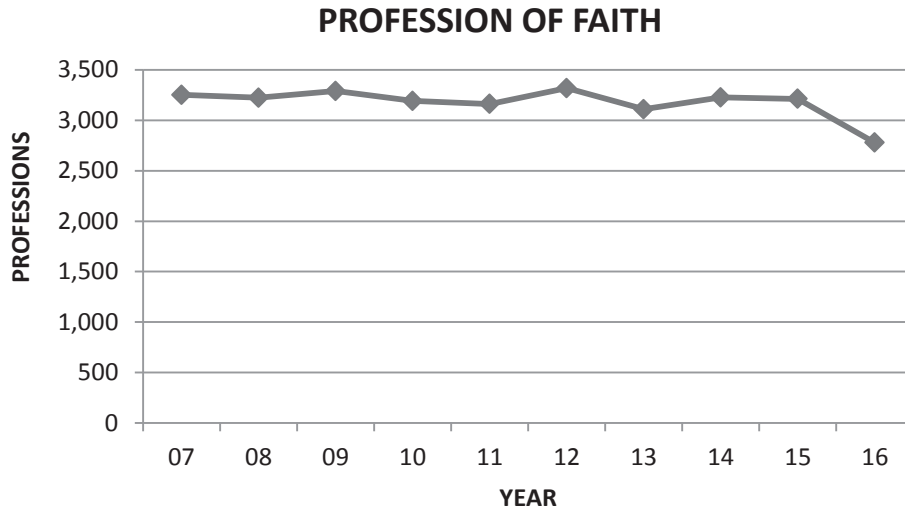


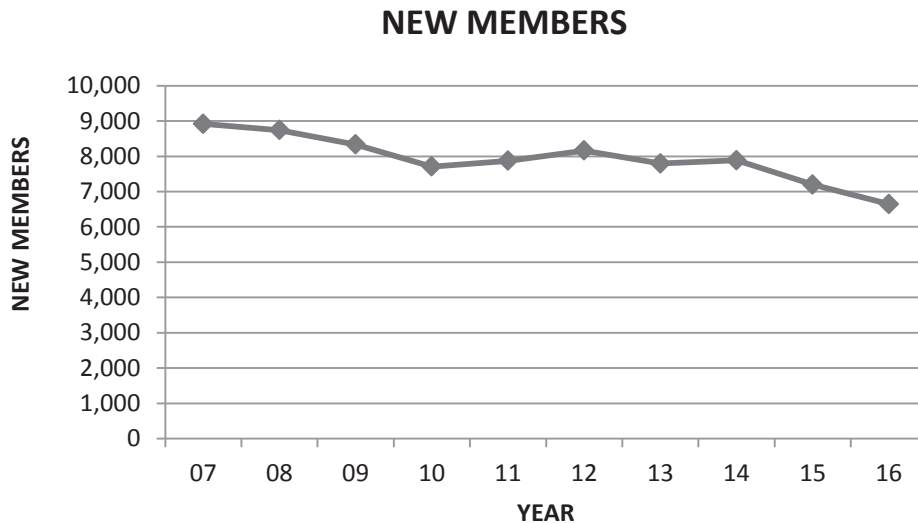
XVI. REPORT OF CONFERENCE STATISTICIAN

The statistical report for 2016 reveals a decrease in virtually every category except total spending.

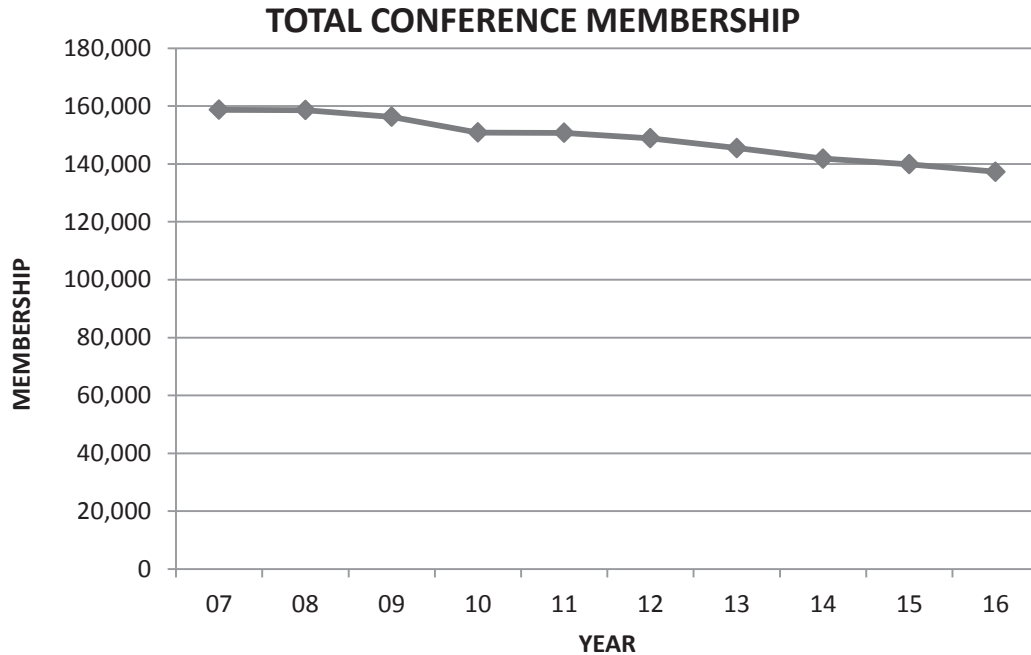
First, we rejoice and give thanks for the 2,779 persons who came to know Christ and joined our churches by profession of faith last year. While each individual professing faith in Christ is a celebration in itself, the overall trend for our conference is a 13.51% decrease in professions of faith in 2016 over last year's results.



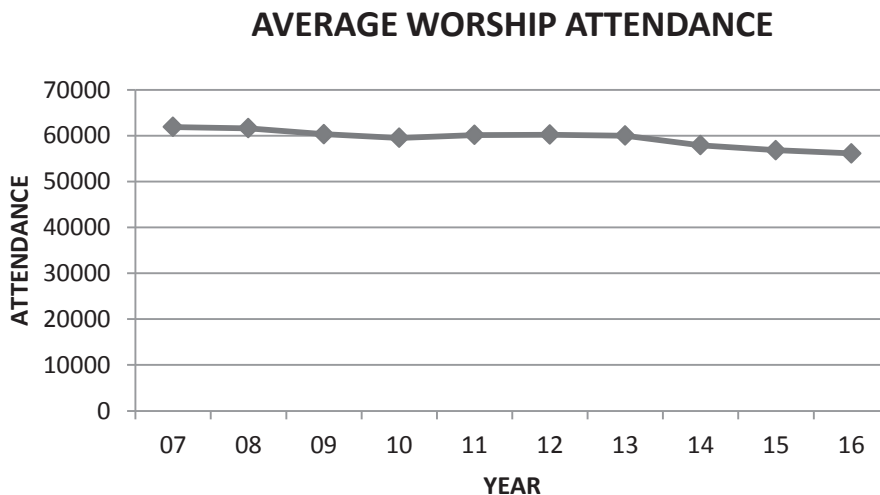
The number of new members received by our churches decreased to 6,646 in 2016, a decrease of 550 persons or 7.6% decrease from 2015.



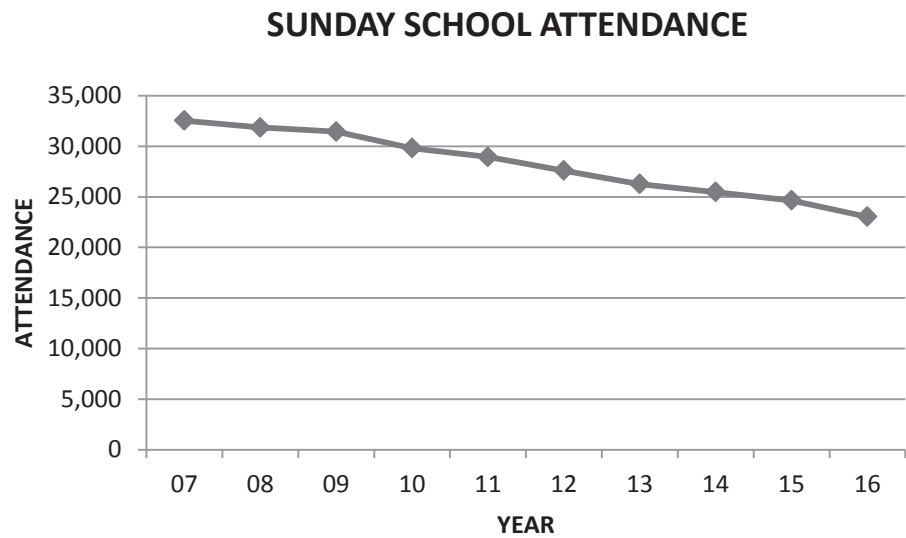
The total conference membership at the close of 2016 was 137,300 a decrease of 1,604 persons or 1.15% from 2015 and the eleventh year in a row of decline. A number of churches once again removed members from their rolls through charge conference action. In addition, a new line was added to the statistical tables in 2009 allowing churches to correct total membership numbers without naming specific persons for charge conference action. Since our apportionments are based on membership as well as total finances, a number of churches appear to have taken advantage of this particular tool to correct their membership rolls. For 2016, 3,583 members were removed through charge conference action compared to the removal of 4,359 in 2015. In 2016, an additional 678 members were removed through simple correction. In 2015, 777 members were removed by correction.



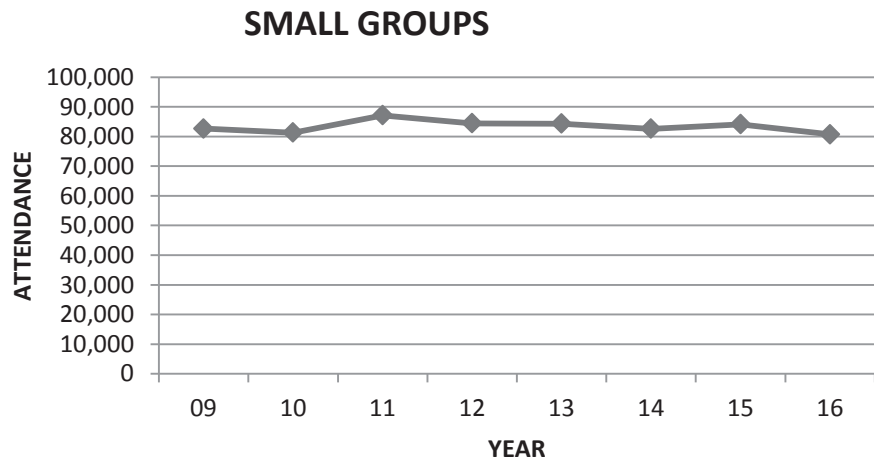
For 2016, the churches of the conference had a decrease of 469 persons or .84% decrease in average worship attendance compared to 2015.



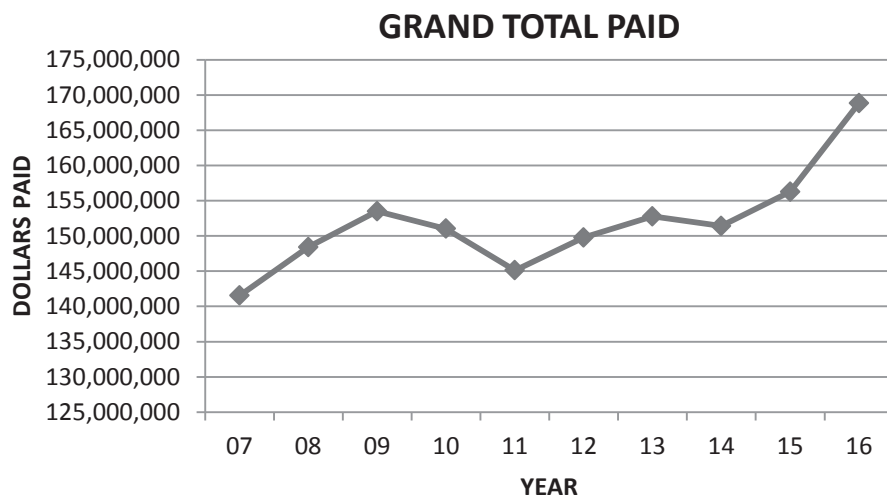
The average Sunday School attendance decreased to 23,036, a decrease of 1,607 persons or 6.52%. We continue to hope that participation in other small groups for learning accounts for some of the difference.



We only started tracking small group attendance in statistics eight years ago. Many congregations promote small group attendance in addition to Sunday School if not in lieu of Sunday School. Participation in small groups was trending up slightly over the first seven years tracking period, For the eight year period, churches reported attendance of 82,665 in small groups in 2009 and 80,690 in 2016. This is a decrease of 3422 individuals participating in bible study and fellowship compared to 2015.



The grand total paid to all causes increased by 8.06% to \$168,864,548. We continue to be thankful for the faithful generosity of United Methodists in North Texas!



STATISTICAL**TABLES****2016**

East District Table 1

CHURCH MEMBERSHIP																					
		RECEIVED						REMOVED						FULL MEMBERS AT CLOSE OF YEAR							
		Total Professing Members At Close Of Last Year	This Year On Profession Of Christian Faith	Restored By Affirmation	Previous Year's Reporting Errors-Total Professing Membership By Addition	From Other United Methodist Churches	From Other Denominations	Change Conference Action	Withdrawn	Previous Year's Reporting Errors -Total Professing Membership By Subtraction	Transfer To Other United Methodist Churches	Transfer To Other Denominations	Death	Asian	AA/Black	Hispanic/Latino	Native American	Pacific Islander	White	Multi-Racial	Total Professing Members At Close Of This Year
CHURCH NAME	PASTOR'S NAME	1	2A	2B	2C	3	4	5A	5B	5C	6	7	8	9A	9B	9C	9D	9E	9F	9G	9
1 Aley	Eston Williams	79	1	0	0	0	0	0	10	0	6	3	2	0	1	2	0	0	56	0	59
2 Annona	Don C. Benton	22	0	0	0	0	0	0	2	0	1	0	0	0	0	0	0	0	19	0	19
3 Boxelder	Don C. Benton	35	0	0	0	0	0	0	3	0	1	1	1	0	0	0	0	0	29	0	29
4 Lone Star	Don C. Benton	23	0	0	0	0	0	0	0	0	0	0	1	0	0	0	0	0	22	0	22
5 Arbala	Daniel Lewis	26	0	0	0	0	0	0	0	0	0	0	0	0	0	0	0	0	26	0	26
6 Gafford Chapel	Daniel Lewis	60	0	0	0	0	0	0	0	0	0	0	0	0	0	0	0	0	60	0	60
7 Avery	Jack Cloyd	118	2	0	0	0	1	0	0	0	0	0	3	0	0	0	0	0	110	8	118
8 Williams Chapel	Jack Cloyd	41	1	0	0	0	0	0	1	0	0	0	0	0	0	0	0	0	41	0	41
9 Birthright	Paul M. Bailey	50	0	0	0	0	0	0	2	0	0	0	0	0	0	0	0	0	48	0	48
10 Blanton Chapel	David Riley	16	0	0	0	0	0	0	0	0	0	0	0	0	0	0	0	0	16	0	16
11 Blossom	Michael Wood	70	0	0	0	2	0	0	0	0	0	0	0	0	0	0	0	0	72	0	72
12 Shady Grove	Michael Wood	12	0	0	0	0	0	0	0	0	0	0	0	0	0	0	6	0	6	0	12
13 Bogata	Edward Lee	124	8	2	0	0	2	15	0	0	0	0	7	0	0	0	0	0	111	3	114
14 Bonham First	Dana Coker	304	1	1	0	7	1	0	0	0	2	2	5	0	1	0	0	0	304	0	305
15 Bonham Wesley	Rickey Robbins	33	0	0	0	0	0	0	0	0	0	0	2	0	0	0	0	0	31	0	31
16 Telephone	Rickey Robbins	14	0	0	0	0	0	0	0	0	0	0	1	0	0	0	1	0	12	0	13
17 Caddo Mills	Debra A. Lyons	62	12	1	1	0	1	0	3	0	0	0	0	0	0	3	0	0	71	0	74
18 Celeste	Jay Henderson	81	0	0	1	1	0	2	0	0	1	0	2	0	0	3	0	0	75	0	78
19 Kingston	Jay Henderson	47	0	0	0	0	0	6	0	0	1	8	0	0	0	0	0	0	32	0	32
20 Charleston	R. Gary Regan	105	0	0	0	0	1	0	0	0	0	0	2	0	0	0	0	0	104	0	104
21 Clarksville McKenzie Mem.	Jerry Colgrove	134	0	0	0	0	0	0	0	0	0	1	0	0	0	1	0	0	132	0	133
22 Clarksville St. Paul	Evelyn Kelly	38	1	0	3	0	0	0	0	0	2	2	2	0	36	0	0	0	0	0	36
23 College Mound	Larry D. Davis	268	5	0	0	1	7	0	0	0	0	0	6	1	1	17	5	0	247	4	275
24 Commerce First	Gregory S. Neal	409	9	0	0	3	9	22	0	0	2	0	6	0	5	4	0	0	391	0	400
25 Como	Beverly Olsen	74	0	0	0	0	0	0	0	0	0	0	1	0	0	2	0	0	71	0	73

East District Table 1 (Continued)

CHURCH MEMBERSHIP																					
		RECEIVED						REMOVED						FULL MEMBERS AT CLOSE OF YEAR							
		Total Professing Members At Close Of Last Year	This Year On Profession Of Christian Faith	Restored By Affirmation	Previous Year's Reporting Errors - Total Professing Membership By Addition	From Other United Methodist Churches	From Other Denominations	Charge Conference Action	Withdrawn	Previous Year's Reporting Errors - Total Professing Membership By Subtraction	Transfer To Other United Methodist Churches	Transfer To Other Denominations	Death	Asian	AA/Black	Hispanic/Latino	Native American	Pacific Islander	White	Multi-Racial	Total Professing Members At Close Of This Year
CHURCH NAME	PASTOR'S NAME	1	2A	2B	2C	3	4	5A	5B	5C	6	7	8	9A	9B	9C	9D	9E	9F	9G	9
26 Pine Forest	Beverly Olsen	17	0	0	0	0	0	0	0	0	0	0	0	0	0	0	0	0	17	0	17
27 Cooper	Mark T. Moore	121	0	0	0	0	3	0	0	0	0	0	0	1	0	0	0	0	123	0	123
28 Crandall	James Wilkins	58	0	0	0	0	0	0	0	0	1	2	3	0	0	0	2	0	50	0	52
29 Cumby	Duncan Graham	49	0	0	0	0	0	0	0	0	0	0	0	3	0	0	0	0	46	0	46
30 Cuthand	John Purviance	233	6	0	0	3	1	0	0	0	0	0	0	0	0	1	2	0	240	0	243
31 Deport	Susan Leddy	78	0	0	0	6	0	0	0	0	0	2	2	0	0	4	2	0	74	0	80
32 Martin Memorial	Mona Millard	37	0	0	0	0	0	0	0	0	0	0	0	0	0	0	0	0	37	0	37
33 Woodland	Mona Millard	36	0	0	0	0	0	0	0	0	0	0	0	2	0	0	0	0	34	0	34
34 Ector	Dee Morton	76	0	0	0	0	0	0	0	0	0	0	0	0	0	1	2	0	73	0	76
35 Mulberry	Dee Morton	19	0	0	0	0	0	0	0	0	0	0	0	0	0	2	0	0	17	0	19
36 Enloe	Stacey Smith	50	0	0	0	0	0	0	0	0	0	0	0	0	0	0	0	0	50	0	50
37 Ben Franklin	Stacey Smith	14	0	2	0	0	0	0	0	0	0	0	0	0	0	0	0	0	16	0	16
38 Kavanaugh	John Kay	198	5	0	0	3	0	0	0	0	7	0	5	0	0	4	0	0	190	0	194
39 Salem-Kinser	Michael Langdon	129	0	0	0	3	0	0	0	0	7	0	4	1	0	1	0	1	118	0	121
40 Floyd	Michael Langdon	24	0	0	0	0	0	0	0	0	6	5	2	0	0	2	1	0	8	0	11
41 Campbell	Pam Zolczer	24	0	0	0	0	0	0	0	0	2	0	0	0	0	0	0	0	22	0	22
42 Caney	Pam Zolczer	10	3	0	0	0	0	0	0	0	0	0	0	2	0	0	0	1	10	0	11
43 Greenville Wesley	Gene Wisdom	910	6	0	0	8	3	56	106	5	15	26	15	5	1	15	1	0	682	0	704
44 Westview	Dylan Lee	73	0	0	0	1	0	10	0	0	3	0	2	2	0	0	0	0	55	2	59
45 Grove Hill	Jim McIntire	13	0	0	0	0	0	0	0	0	0	0	0	0	0	0	1	0	12	0	13
46 Honey Grove McKenzie	Vivian Crowson	119	1	0	0	1	0	0	0	0	0	1	3	0	0	0	0	0	114	3	117
47 Forest Hill	Vivian Crowson	25	0	0	0	1	0	0	0	0	0	0	1	0	0	1	0	0	23	1	25
48 Kaufman	Elizabeth Kellner	348	0	0	0	1	2	0	0	0	2	0	2	0	0	0	0	0	342	5	347
49 Kemp	Robert Williams	74	3	0	0	0	3	0	0	0	0	1	2	0	0	0	0	0	77	0	77
50 Becker	Robert Williams	46	0	0	0	0	0	0	0	0	2	0	5	0	0	0	0	0	39	0	39

East District Table 1 (Continued)

CHURCH MEMBERSHIP																					
		RECEIVED						REMOVED						FULL MEMBERS AT CLOSE OF YEAR							
		Total Professing Members At Close Of Last Year	This Year On Profession Of Christian Faith	Restored By Affirmation	Previous Year's Reporting Errors - Total Professing Membership By Addition	From Other United Methodist Churches	From Other Denominations	Charge Conference Action	Withdrawn	Previous Year's Reporting Errors - Total Professing Membership By Subtraction	Transfer To Other United Methodist Churches	Transfer To Other Denominations	Death	Asian	AA/Black	Hispanic/Latino	Native American	Pacific Islander	White	Multi-Racial	Total Professing Members At Close Of This Year
CHURCH NAME	PASTOR'S NAME	1	2A	2B	2C	3	4	5A	5B	5C	6	7	8	9A	9B	9C	9D	9E	9F	9G	9
51 Ladonia	Michael Rowe	37	0	0	0	0	0	0	0	0	0	0	2	0	0	0	0	0	35	0	35
52 Pecan Gap	Michael Rowe	52	0	0	0	0	0	0	0	0	0	0	0	3	0	0	0	0	49	0	52
53 Leonard	Adam Spore	199	9	0	0	7	0	0	0	0	0	0	2	0	0	0	0	0	213	0	213
54 Lone Oak	Susan Gross	53	0	0	0	0	0	0	0	0	0	0	0	0	0	0	0	0	53	0	53
55 Mabank	Dana Norton	291	8	0	0	12	1	0	2	0	2	0	3	0	2	24	0	0	279	0	305
56 Miller Grove	Howard Strickland	60	0	0	0	0	0	0	3	0	0	0	0	0	0	0	0	0	57	0	57
57 Mt. Vernon First	Stephen Cotten	400	8	0	2	1	12	0	0	0	0	7	11	0	2	3	2	0	396	2	405
58 Old Saltillo	Stephen Cotten	17	0	0	0	3	0	0	0	5	0	0	1	0	0	0	0	0	14	0	14
59 Belk	Mark Hutchison	41	0	0	0	0	0	0	0	0	2	0	0	0	0	0	0	0	39	0	39
60 Chicota	Mark Hutchison	13	0	0	0	0	0	0	0	0	0	0	2	0	0	0	0	0	11	0	11
61 Powderly First	Mark Hutchison	106	0	0	0	3	0	0	0	0	0	0	0	0	0	0	0	0	109	0	109
62 Mount Tabor-Sumner	Mark Hutchison	17	0	0	0	0	0	0	0	0	0	0	2	0	0	0	0	0	15	0	15
63 Wilson Chapel	Steve W. Gibbs	21	0	0	0	0	0	0	0	0	0	0	0	0	0	0	0	0	21	0	21
64 Rosser First	Steve W. Gibbs	32	0	0	0	0	0	0	0	0	0	0	0	0	0	0	0	0	32	0	32
65 Calvary	Timothy E Marks	493	0	0	0	7	7	23	7	1	7	3	9	1	1	0	0	0	455	0	457
66 Paris First	Rob Spencer	813	3	0	0	6	24	0	0	0	7	0	9	0	2	0	1	0	827	0	830
67 Mt. Zion	Eddie Jean Adams	125	1	1	0	0	1	0	0	0	0	0	2	0	126	0	0	0	0	0	126
68 Oak Park	Judith Brandt	75	0	0	0	1	0	3	0	0	0	0	3	0	1	0	0	0	69	0	70
69 Pickton	Henry Suche	67	0	0	0	0	0	0	0	0	1	0	2	0	0	0	0	0	64	0	64
70 Poetry	Kathryn Curbo	43	1	0	0	1	0	3	0	0	0	0	2	0	0	0	0	0	40	0	40
71 Quinlan First	Eric Rothe	244	0	0	4	2	4	0	0	0	3	42	3	3	0	3	3	0	197	0	206
72 Roxton	Edrue Dodd	71	2	0	0	0	0	0	0	0	0	1	1	0	0	0	0	0	71	0	71
73 Sulphur Springs First	Peter Adrian	1008	13	0	0	8	12	40	0	0	9	1	4	5	5	4	0	0	973	0	987
74 Sulphur Bluff	David Larkin	44	0	0	0	0	0	0	0	0	0	0	0	1	0	0	0	0	43	0	44
75 Tira	David Larkin	34	0	0	0	0	0	0	0	0	2	0	1	0	0	0	0	0	31	0	31

East District Table 1 (Continued)

CHURCH MEMBERSHIP																					
		RECEIVED						REMOVED					FULL MEMBERS AT CLOSE OF YEAR								
		Total Professing Members At Close Of Last Year	This Year On Profession Of Christian Faith	Restored By Affirmation	Previous Year's Reporting Errors - Total Professing Membership By Addition	From Other United Methodist Churches	From Other Denominations	Charge Conference Action	Withdrawn	Previous Year's Reporting Errors - Total Professing Membership By Subtraction	Transfer To Other United Methodist Churches	Transfer To Other Denominations	Death	Asian	AA/Black	Hispanic/Latino	Native American	Pacific Islander	White	Multi-Racial	Total Professing Members At Close Of This Year
CHURCH NAME	PASTOR'S NAME	1	2A	2B	2C	3	4	5A	5B	5C	6	7	8	9A	9B	9C	9D	9E	9F	9G	9
76 Wesley Sulphur Springs	Steven B. Cook	168	3	0	0	7	2	4	0	3	3	3	6	0	1	4	0	0	156	0	161
77 Terrell First	Charles Aaron	421	0	1	0	10	4	0	8	0	6	0	6	3	2	0	0	0	408	3	416
78 Terrell Warren Chapel	Doris L. Smith	26	0	1	0	0	1	0	0	0	0	0	0	0	28	0	0	0	0	0	28
79 Trenton	Kathy McLean-Davis	133	0	0	0	0	0	0	0	0	2	7	0	0	0	0	0	0	124	0	124
80 Virginia Point	Louella Williams	72	3	0	0	0	0	0	0	0	0	0	1	0	0	0	0	0	74	0	74
81 Windom	Steven Knos	27	0	0	0	0	0	10	0	0	0	0	0	0	0	0	0	0	17	0	17
82 Lannius	Steven Knox	14	0	0	0	0	0	0	0	0	0	2	0	0	0	0	0	0	12	0	12
83 Winnsboro First	Carolyn Allbritton	273	0	0	0	5	1	0	5	0	5	17	11	0	1	0	0	0	240	0	241
84 Tinney Chapel	Chauncey Nealy	69	0	1	0	3	7	0	4	0	0	0	2	0	0	5	0	0	57	12	74
85 Wolfe City First	Phillip Clay	125	0	0	0	0	0	0	0	0	1	1	2	0	4	3	0	0	114	0	121
86 EAST DISTRICT	Victor Casad	0	0	0	0	0	0	0	0	0	0	0	0	0	0	0	0	0	0	0	0
TOTAL 2016		10710	115	10	11	117	110	194	156	22	105	139	179	25	222	114	23	1	9850	43	10278
TOTAL 2015		10911	134	23	7	105	127	147	43	13	80	87	227	24	220	111	40	5	10280	30	10710
Inc/Dec 2016 over 2015		-201	-19	-13	4	12	-17	47	113	9	25	52	-48	1	2	3	-17	-4	-430	13	-432

East District Table 2

	CHURCH MEMBERSHIP						CHURCH SCHOOL AND SMALL GROUP MINISTRIES										UMM		UMW	
	Avg Attendance At All Weekly Worship Services	Number Of Persons Baptized This Year (0-12 yrs)	Number Of Persons Baptized This Year (13 yrs-older)	Baptized Members Who Are Not Professing Members	Number Of Other Constituents	Total Enrolled In Confirmation Classes This Year	Children In All Christian Formation Groups And Small Group Ministries	Youth In All Christian Formation Groups And Small Group Ministries	Young Adults In All Christian Formation Groups And Small Group Ministries	Adults In All Christian Formation Groups and Small Group Ministries	Total Christian Formation Participants	Avg Weekly Attendance (all ages) In Sunday School	Participants In Vacation Bible School	Number Of Classes and Other Small Groups (All Ages) For Learning In Sunday School	Number Of Short-Term Classes And Small Groups (All Ages)	Membership In United Methodist Men	Amount Paid for Projects	Membership In United Methodist Women	Amount Paid For Local Church And Community Work	
CHURCH NAME	10	11a	11b	12	13	14	15	16	17	18	19	20	21	22	23	24	25a	25b	26a	26b
1 Aley	51	0	1	0	0	0	0	0	0	16	16	16	0	1	0	3	8	350	18	2887
2 Annona	8	0	0	0	4	0	0	0	0	6	6	5	0	1	0	0	0	0	0	0
3 Boxelder	14	0	0	1	4	0	0	0	0	4	4	3	0	1	0	0	0	0	0	0
4 Lone Star	8	0	0	0	0	0	0	0	0	6	6	6	0	1	0	0	0	0	0	0
5 Arbala	20	0	0	3	12	0	0	0	0	0	0	0	0	0	0	0	0	0	0	0
6 Gafford Chapel	40	0	0	23	12	0	24	18	12	20	74	40	0	4	1	0	0	0	0	0
7 Avery	65	9	4	24	40	0	22	6	6	34	68	30	58	5	0	0	0	0	0	0
8 Williams Chapel	24	0	4	0	7	0	8	0	0	13	21	18	6	2	0	0	0	0	0	0
9 Birthright	15	0	0	0	0	0	0	0	0	15	15	15	0	2	1	1	0	0	0	0
10 Blanton Chapel	10	0	0	0	0	0	0	0	0	16	16	10	0	2	0	0	0	0	0	0
11 Blossom	32	0	0	0	12	0	8	0	0	15	23	0	0	0	0	0	0	0	0	0
12 Shady Grove	8	0	0	5	5	0	3	0	3	0	6	0	0	0	0	0	0	0	0	0
13 Bogata	50	4	4	4	14	0	10	0	2	40	52	12	40	3	2	2	20	1025	20	931
14 Bonham First	137	2	2	16	24	0	16	8	5	88	117	91	17	11	5	0	0	30	1545	14
15 Bonham Wesley	19	0	0	0	0	0	8	0	0	0	8	8	0	0	1	0	0	0	0	0
16 Telephone	9	0	0	0	0	0	0	0	0	14	14	7	0	1	0	0	0	0	0	0
17 Caddo Mills	74	5	1	24	43	0	43	0	5	28	76	39	46	4	0	4	0	0	0	0
18 Celeste	40	0	0	0	7	0	8	13	2	17	40	20	20	3	4	0	4	591	26	417
19 Kingston	25	1	0	10	10	0	6	4	8	8	26	17	35	3	4	0	5	591	0	0
20 Charleston	50	0	0	15	35	0	9	0	0	26	35	8	20	1	1	0	0	0	5	346
21 Clarksville McKenzie Mem.	61	0	0	0	9	0	0	0	0	47	47	27	0	3	0	1	0	0	0	0
22 Clarksville St. Paul	27	1	1	4	4	0	8	2	2	13	25	13	0	2	2	1	6	0	14	0
23 College Mound	80	4	4	4	41	6	41	12	42	116	211	33	140	6	4	4	0	24	950	23
24 Commerce First	134	6	0	37	29	9	125	22	161	101	409	56	35	6	10	1	0	17	200	24
25 Como	40	0	0	0	0	0	17	6	0	16	39	21	23	4	0	1	0	0	0	0

East District Table 2 (Continued)

		CHURCH MEMBERSHIP					CHURCH SCHOOL AND SMALL GROUP MINISTRIES										UMM		UMW		
		Avg Attendance At All Weekly Worship Services	Number Of Persons Baptized This Year (0-12 yrs)	Number Of Persons Baptized This Year (13 yrs-old)	Baptized Members Who Are Not Professing Members	Number Of Other Constituents	Total Enrolled In Confirmation Classes This Year	Children In All Christian Formation Groups And Small Group Ministries	Youth In All Christian Formation Groups And Small Group Ministries	Young Adults In All Christian Formation Groups And Small Group Ministries	Adults In All Christian Formation Groups and Small Group Ministries	Total Christian Formation Participants	Avg Weekly Attendance (all ages) In Sunday School	Participants In Vacation Bible School	Number Of Classes (All Ages) For Learning In Sunday School	Number Of Classes (All Ages) For Learning Other Than Sunday School	Number Of Short-Term Classes And Small Groups (All Ages)	Membership In United Methodist Men	Amount Paid for Projects	Membership In United Methodist Women	Amount Paid For Local Church And Community Work
CHURCH NAME		10	11a	11b	12	13	14	15	16	17	18	19	20	21	22	23	24	25a	25b	26a	26b
51	Ladonia	9	0	0	0	0	0	1	1	0	0	2	0	0	0	0	0	0	0	0	0
52	Pecan Gap	24	0	0	0	4	0	3	2	0	18	23	12	0	1	0	1	0	0	16	870
53	Leonard	84	0	1	24	163	8	26	16	4	109	155	58	67	5	2	7	22	2500	52	5500
54	Lone Oak	25	0	0	0	0	0	0	0	0	9	9	8	17	1	0	1	0	0	12	1278
55	Mabank	189	3	2	43	148	7	83	84	7	208	382	74	96	8	12	6	0	0	0	0
56	Miller Grove	35	2	0	6	10	0	11	0	5	21	37	7	0	1	1	0	0	0	0	0
57	Mt. Vernon First	157	3	0	29	130	0	101	66	1	200	368	57	172	10	9	3	13	50	8	100
58	Old Saltillo	10	0	0	0	8	0	0	0	0	10	10	8	0	1	0	0	0	0	0	0
59	Belk	17	0	0	0	5	0	0	0	0	10	10	0	0	0	2	0	0	0	0	0
60	Chicota	13	0	0	0	6	0	0	0	0	8	8	0	0	0	1	0	0	0	0	0
61	Powderly First	33	0	0	0	8	0	0	0	0	25	25	20	0	2	3	1	0	0	15	600
62	Mount Tabor-Sumner	9	0	0	0	5	0	0	0	0	9	9	9	0	1	0	0	0	0	0	0
63	Wilson Chapel	11	0	0	0	0	0	0	0	0	0	0	0	0	0	0	0	0	0	0	0
64	Rosser First	11	0	0	0	0	0	0	0	0	0	0	0	0	0	0	0	0	0	0	0
65	Calvary	166	2	1	46	76	0	6	8	0	90	104	101	32	10	1	2	15	2000	28	1500
66	Paris First	410	4	0	94	149	0	75	40	25	150	290	158	90	15	5	6	10	500	25	600
67	Mt. Zion	38	0	0	10	5	0	9	0	3	18	30	16	0	3	2	1	12	0	24	250
68	Oak Park	35	0	0	8	0	0	0	0	1	13	14	15	0	2	1	0	0	0	0	0
69	Pickton	42	0	0	0	3	0	12	5	0	20	37	22	0	4	3	0	0	0	11	275
70	Poetry	27	0	1	0	2	0	4	0	1	20	25	8	0	2	4	2	0	0	0	0
71	Quinlan First	102	0	0	0	40	0	7	2	2	50	61	52	0	4	5	2	15	1000	40	1500
72	Roxton	33	3	1	1	11	0	0	0	0	10	10	10	21	0	0	1	0	0	14	200
73	Sulphur Springs First	344	8	1	36	45	9	57	79	38	413	587	207	146	15	3	15	0	0	11	2515
74	Sulphur Bluff	27	1	0	5	0	0	0	0	0	14	14	10	0	1	0	0	0	0	0	0
75	Tira	12	0	0	14	0	0	0	0	0	7	7	7	0	1	0	0	0	0	0	0

East District Table 2 (Continued)

	CHURCH MEMBERSHIP										CHURCH SCHOOL AND SMALL GROUP MINISTRIES										UMM		UMW	
	Avg Attendance At All Weekly Worship Services	Number Of Persons Baptized This Year (0-12 yrs)	Number Of Persons Baptized This Year (13 yrs-older)	Baptized Members Who Are Not Professing Members	Number Of Other Constituents	Total Enrolled In Confirmation Classes This Year	Children In All Christian Formation Groups And Small Group Ministries	Youth In All Christian Formation Groups And Small Group Ministries	Young Adults In All Christian Formation Groups And Small Group Ministries	Adults In All Christian Formation Groups and Small Group Ministries	Total Christian Formation Participants	Avg Weekly Attendance (all ages) In Sunday School	Participants In Vacation Bible School	Number Of Classes (All Ages) For Learning In Sunday School	Number Of Classes (All Ages) For Learning Other Than Sunday School	Number Of Short-Term Classes And Small Groups (All Ages)	Membership In United Methodist Men	Amount Paid for Projects	Membership In United Methodist Women	Amount Paid For Local Church And Community Work				
CHURCH NAME	10	11a	11b	12	13	14	15	16	17	18	19	20	21	22	23	24	25a	25b	26a	26b				
76 Wesley Sulphur Springs	108	2	0	13	23	0	18	27	10	107	162	83	95	6	5	3	0	0	22	2000	76			
77 Terrell First	74	0	0	77	116	0	4	8	4	95	111	40	60	3	3	3	8	380	0	0	77			
78 Terrell Warren Chapel	17	0	0	0	10	0	3	0	0	6	9	9	22	2	0	1	2	20	8	1300	78			
79 Trenton	54	1	0	29	28	0	7	20	0	36	63	25	12	5	0	1	0	0	0	0	79			
80 Virginia Point	30	0	0	0	0	0	6	5	0	10	21	12	0	2	1	11	0	0	0	0	80			
81 Windom	13	0	0	0	3	0	0	0	0	5	5	5	0	1	0	0	0	0	0	0	81			
82 Lannius	5	0	0	0	4	0	0	0	0	6	6	5	0	1	0	0	0	0	0	0	82			
83 Winnsboro First	86	2	0	20	21	0	6	4	3	134	147	53	0	9	6	3	6	0	19	1600	83			
84 Tinney Chapel	53	1	0	0	13	0	2	6	0	45	53	32	0	6	2	0	0	0	0	0	84			
85 Wolfe City First	48	2	0	2	60	0	7	10	5	12	34	17	46	5	4	3	0	0	19	183	85			
86 EAST DISTRICT	0	0	0	0	0	0	0	0	0	0	0	0	0	0	0	0	0	0	0	0	86			
TOTAL 2016	4569	86	39	873	1807	47	1073	626	435	3278	5412	2154	1907	260	148	118	186	10087	668	35629				
TOTAL 2015	4729	70	53	872	1740	68	1386	680	438	3613	6117	2258	1892	275	165	175	240	13551	697	35584				
Inc/Dec 2016 over 2015	-160	16	-14	1	67	-21	-313	-54	-3	-335	-705	-104	15	-15	-17	-57	-54	-3464	-29	45				

East District Table 3

	MISSION AND COMMUNITY MINISTRIES					PROPERTY AND OTHER ASSETS				CONNECTIONAL PROGRAMS						
	Number Of Persons Served By Community Ministries For Outreach, Justice, And Mercy	Number Of Persons Served By Community Ministries For Daycare And/OR Education	Number of persons engaged in mission	Number Of Persons Sent On UMW/M Teams From Local Church	Number UMW/M Teams Sent From Local Church	Market Value Of Church-Owned Land, Buildings And Equipment	Market Value Of Other Church-Owned Assets	Debt Secured By Church Physical Assets	Other Debt	Total APPORTIONED To Local Church For All Causes Paid To AC Treasurer	Total PAID By Local Church For All Apportioned Causes To AC Treasurer	General Advance Specials	World Service Special Gifts	Annual Conference Advance Specials	Youth Service Fund	Other Funds For Connectional Mission And Ministry
CHURCH NAME	27a	27b	28	29	30	31	32	33	34	35a	35b	37	38	39	40	41
1 Aley	0	0	18	0	1352	406200	49062	0	0	10755	10755	0	0	0	0	0 1
2 Annona	0	0	6	0	50	617327	13715	0	0	2685	2685	0	0	0	0	0 2
3 Boxelder	0	0	5	0	75	419091	27347	0	0	4025	4025	0	0	0	0	0 3
4 Lone Star	0	0	12	0	50	82000	73994	0	0	2227	2227	0	0	100	0	0 4
5 Arbala	0	0	0	0	0	95000	102890	0	0	1854	1854	0	0	0	0	0 5
6 Gafford Chapel	0	0	25	0	70	663365	53672	55000	0	5919	5919	0	0	0	0	0 6
7 Avery	0	0	16	0	487	951577	84363	0	0	7687	7687	0	0	0	0	0 7
8 Williams Chapel	0	0	21	0	115	74873	106227	0	0	3484	3484	0	0	0	0	0 8
9 Birthright	0	0	7	0	645	403800	22004	0	0	3006	3006	0	0	0	0	0 9
10 Blanton Chapel	0	0	0	0	0	120000	3439	0	0	1080	1080	0	0	0	0	0 10
11 Blossom	0	0	20	0	1500	408000	26975	0	0	4570	4570	0	0	0	0	0 11
12 Shady Grove	0	0	7	0	800	270000	10000	0	0	678	678	0	0	0	0	0 12
13 Bogata	0	0	15	0	800	993818	57282	0	0	15212	15212	0	0	0	0	0 13
14 Bonham First	0	0	86	0	201	2567780	13325	0	45787	31551	31551	0	0	0	0	0 14
15 Bonham Wesley	0	0	0	0	0	414430	7393	14566	0	3054	3054	0	0	0	0	0 15
16 Telephone	0	0	0	0	0	150000	10699	0	0	1043	1043	0	0	0	0	0 16
17 Caddo Mills	0	0	80	78	150	410000	155509	0	0	8533	8533	0	0	0	0	0 17
18 Celeste	0	0	14	0	23	872165	86070	107049	0	7627	7627	0	0	0	0	0 18
19 Kingston	0	0	4	0	16	239769	11560	0	0	3172	3172	0	0	0	0	0 19
20 Charleston	0	0	22	0	375	85000	32006	0	0	4872	4872	0	0	0	0	0 20
21 Clarksville McKenzie Mem.	0	0	0	0	0	2163188	94897	60000	0	14946	14946	0	0	0	0	0 21
22 Clarksville St. Paul	0	0	18	7	31	145000	7602	0	0	2653	2653	0	0	0	0	0 22
23 College Mound	2	8	32	0	3000	1750000	123155	0	0	19803	19803	0	0	500	0	100 23
24 Commerce First	0	0	370	152	1980	7551540	1843518	0	0	41104	41104	320	0	500	0	2227 24
25 Como	0	0	5	7	40	662981	317406	0	0	6343	6343	0	0	0	0	0 25

East District Table 3 (Continued)

	MISSION AND COMMUNITY MINISTRIES					PROPERTY AND OTHER ASSETS				CONNECTIONAL PROGRAMS						
	Number UM/VIM Teams Sent From Local Church	Number Of Persons Sent On UM/VIM Teams From Local Church	Number of persons engaged in mission	Number Of Persons Served By Community Ministries For Daycare	Number Of Persons Served By Community Ministries For Outreach, Justice And Mercy	Market Value Of Church-Owned Land, Buildings And Equipment	Market Value Of Other Church-Owned Assets	Debts Secured By Church Physical Assets	Other Debt	Total APPORTIONED To Local Church For All Causes Paid To AC Treasurer	Total PAID By Local Church For All Apportioned Causes To AC Treasurer	General Advance Specials Gifts	World Service Special Gifts	Annual Conference Advance Specials	Youth Service Fund	Other Funds For Connectional Mission And Ministry
	27a	27b	28	29	30	31	32	33	34	35a	35b	37	38	39	40	41
26 Pine Forest	0	0	9	0	400	85000	37140	0	0	2169	2169	0	0	0	0	0
27 Cooper	0	0	35	0	5300	1500000	40263	4877	0	11484	11484	731	0	0	0	0
28 Crandall	0	0	5	0	12521	400000	4515	23000	0	3075	3075	0	0	0	0	0
29 Cumby	0	0	5	0	210	396601	35809	0	0	2035	2035	0	0	0	0	0
30 Cuthand	0	0	26	0	220	576000	101882	0	0	13036	13036	516	0	0	0	0
31 Deport	0	0	25	0	1000	762027	42711	0	0	7440	7440	0	0	0	0	0
32 Martin Memorial	0	0	0	0	0	500000	67327	0	0	3466	3466	0	0	4	0	500
33 Woodland	0	0	0	0	30	155000	13161	0	0	2661	2661	0	0	0	0	0
34 Ector	0	0	15	0	500	478500	58375	0	0	3986	3986	0	0	0	0	0
35 Mulberry	0	0	8	0	300	200000	16948	0	0	1528	1528	0	0	0	0	0
36 Enloe	0	0	0	0	1	187000	35225	0	0	3533	3533	0	0	0	0	0
37 Ben Franklin	0	0	0	0	0	150000	520	0	0	1415	1415	0	0	0	0	0
38 Kavanaugh	0	0	67	55	250	5626447	868585	0	0	32758	32758	0	0	0	0	1369
39 Salem-Kinser	0	0	8	0	100	1784861	98314	0	0	12593	12593	0	0	0	0	0
40 Floyd	0	0	0	0	0	149048	38471	0	0	1653	1653	0	0	0	0	0
41 Campbell	0	0	0	0	0	224826	4116	0	0	1802	1802	0	0	0	0	0
42 Caney	0	0	3	0	55	65563	2132	0	0	717	717	0	0	0	0	0
43 Greenville Wesley	0	0	198	78	2998	10773141	972431	1889940	0	90278	90278	500	0	1000	0	600
44 Westview	0	0	25	0	150	1885446	9729	0	0	12127	5226	0	0	0	0	150
45 Grove Hill	0	0	0	0	0	10000	235115	0	0	1343	1343	0	0	0	0	0
46 Honey Grove McKenzie	0	0	13	15	50	1389079	329447	0	0	12264	12264	0	0	200	0	0
47 Forest Hill	0	0	0	0	0	50000	19291	0	0	2340	2340	0	0	45	0	0
48 Kaufman	0	0	52	0	2937	2757500	104509	0	0	32700	32700	584	0	0	0	193
49 Kemp	0	0	20	0	375	627299	103616	0	0	7452	7452	0	0	0	0	280
50 Becker	0	0	1	0	250	174591	74493	0	0	3520	3520	0	0	0	0	180

East District Table 3 (Continued)

	MISSION AND COMMUNITY MINISTRIES					PROPERTY AND OTHER ASSETS				CONNECTIONAL PROGRAMS						
	Number UMW/IM Teams Sent From Local Church	Number Of Persons Sent On UMW/IM Teams From Local Church	Number of persons engaged in mission	Number Of Persons Served By Community Ministries For Daycare	Number Of Persons Served By Community Ministries For Outreach, Justice, And Mercy	Market Value Of Church-Owned Land, Buildings And Equipment	Market Value Of Other Church-Owned Assets	Debts Secured By Church Physical Assets	Other Debt	Total APPOINTED To Local Church For All Causes Paid To AC Treasurer	Total PAID By Local Church For All Apportioned Causes To AC Treasurer	General Advance Specials Gifts	World Service Special Gifts	Annual Conference Advance Specials	Youth Service Fund	Other Funds For Connectional Mission And Ministry
CHURCH NAME	27a	27b	28	29	30	31	32	33	34	35a	35b	37	38	39	40	41
51 Ladonia	0	0	3	75	425	248680	35201	0	0	2867	2867	0	0	0	0	0
52 Pecan Gap	0	0	18	75	425	239769	219151	0	0	4751	4751	1000	0	0	0	1000
53 Leonard	1	24	67	0	625	1482000	180520	0	0	17635	17635	95	0	0	0	0
54 Lone Oak	0	0	0	0	305	615000	74018	0	0	4859	4859	455	0	0	0	529
55 Mabank	0	0	237	760	12850	2231598	341611	356367	0	46975	46975	200	0	0	0	307
56 Miller Grove	0	0	1	0	275	331200	118125	0	0	3459	3459	0	0	0	0	0
57 Mt. Vernon First	1	12	250	130	2000	5730000	359225	0	85262	54924	54924	125	0	0	0	961
58 Old Saltillo	0	0	0	0	0	185657	102433	0	0	1152	1152	0	0	0	0	1000
59 Belk	0	0	3	11	250	201500	131400	0	0	3038	3038	0	0	0	0	0
60 Chicota	0	0	2	25	250	95550	10300	0	0	1736	1736	0	0	0	0	0
61 Powderly First	0	1	28	12	275	288000	122500	0	0	6103	6103	0	0	0	0	0
62 Mount Tabor-Sumner	0	0	2	0	250	155350	45500	0	0	1985	1985	0	0	0	0	0
63 Wilson Chapel	0	0	0	0	0	100000	86189	0	0	1510	1510	0	0	0	0	0
64 Rosser First	0	0	0	0	0	53000	296	0	0	1691	1691	0	0	169	0	0
65 Calvary	0	0	25	18	400	2858642	643108	0	0	44937	44937	0	0	0	0	183
66 Paris First	0	0	65	110	500	13000000	2561742	1151000	0	90225	90225	0	0	8150	0	7097
67 Mt. Zion	0	0	19	0	182	560800	51424	0	0	9590	9590	0	0	0	0	278
68 Oak Park	0	0	10	0	125	2012951	11900	0	0	11783	0	0	0	0	0	0
69 Pickton	0	0	0	0	0	530450	101118	0	0	4133	4133	0	0	0	0	0
70 Poetry	0	0	42	0	2500	56026	79308	0	0	4633	4633	275	0	75	0	145
71 Quinlan First	0	0	50	0	3000	1910000	149310	348758	0	26528	26528	0	0	0	0	0
72 Roxton	0	0	0	0	200	789500	51468	0	0	11802	11802	0	0	0	0	0
73 Sulphur Springs First	1	10	200	30	2000	6761665	592470	174744	0	110043	110043	50	0	500	0	0
74 Sulphur Bluff	0	0	4	0	150	255000	86547	0	0	3515	3515	0	0	0	0	0
75 Tira	0	0	4	0	27	216424	107087	0	0	2973	2973	0	0	0	0	0

East District Table 3 (Continued)

	MISSION AND COMMUNITY MINISTRIES					PROPERTY AND OTHER ASSETS				CONNECTIONAL PROGRAMS						
	Number UMM/IM Teams Sent From Local Church	Number Of Persons Sent On UMM/IM Teams From Local Church	Number of persons engaged in mission	Number Of Persons Served By Community Ministries For Daycare Justice And Mercy	Number Of Persons Served By Community Ministries For Outreach, Justice And Mercy	Market Value Of Church-Owned Land, Buildings And Equipment	Market Value Of Other Church-Owned Assets	Debts Secured By Church Physical Assets	Other Debt	Total APPORTIONED To Local Church For All Causes Paid To AC Treasurer	Total PAID By Local Church For All Apportioned Causes To AC Treasurer	General Advance Specials Gifts	World Service Special Gifts	Annual Conference Advance Specials	Youth Service Fund	Other Funds For Connectional Mission And Ministry
CHURCH NAME	27a	27b	28	29	30	31	32	33	34	35a	35b	37	38	39	40	41
76 Wesley Sulphur Springs	0	0	37	55	750	3018660	198692	0	0	22613	22613	150	0	0	0	0 76
77 Terrell First	0	0	10	157	1018	2361021	412663	0	0	32943	32943	1211	0	0	0	359 77
78 Terrell Warren Chapel	0	0	8	0	160	135000	2165	0	0	3120	3120	0	0	0	0	0 78
79 Trenton	0	0	60	0	1950	1714800	143248	0	0	15074	15074	25	0	0	0	380 79
80 Virginia Point	0	0	0	0	627	193084	143604	0	0	4677	4677	0	0	0	0	0 80
81 Windom	0	0	15	0	145	375000	101248	0	0	2497	2497	0	0	0	0	0 81
82 Lannius	0	0	0	0	0	34030	3016	0	0	743	743	0	0	0	0	0 82
83 Winnsboro First	1	2	42	0	344	2321326	91476	0	0	26595	26595	995	0	500	0	0 83
84 Tinney Chapel	0	0	45	0	813	1319638	25831	0	0	7347	7347	111	0	200	0	0 84
85 Wolfe City First	0	0	28	0	375	1168117	16000	0	0	14329	14329	0	0	0	0	0 85
86 EAST DISTRICT	0	0	0	0	0	0	0	0	0	0	12561	0	0	1126	0	0 86
TOTAL 2016	6	57	2573	1850	72603	106974271	14048129	4185301	131049	1078043	1071920	7343	0	13069	0	17838
TOTAL 2015	2	44	2438	2016	78625	123539024	13654000	3291267	77750	1080975	1080975	14973	0	15665	0	13793
Inc/Dec 2016 over 2015	4	13	135	-166	-6022	-16564753	394129	894034	53299	-2932	-9055	-7630	0	-2596	0	4045

East District Table 4

	CONNECTIONAL PROGRAMS										MINISTERIAL SUPPORT						
	Annual Conference Special Sunday Offerings	Benevolences Directly To UM Causes (Not To AC Treasurer)	Benevolent And Charitable Causes Benevolences Paid Directly To Non-UM	Human Relations Day	One Great Hour Of Sharing	Peace With Justice	Native American Ministries	World Communion	UM Student Day	Direct-Billed Clergy Non-Health Benefits (Pension)	Direct-Billed Clergy Health Benefits	Base Compensation To Pastor	Base Compensation To Associate(s)	Housing And Utilities And/Or Related Allowances - Pastor And Associate(s)	Accountable Reimbursements - Pastor And Associate(s)	Other Cash Allowances (Non-Accountable) - Pastor And Associate(s)	Salary And Benefits For Deacons
CHURCH NAME	42	43	44	45a	45b	45c	45d	45e	45f	46	47	48	49	50	51	52	53
1 Aley	0	0	998	0	0	0	0	0	0	7399	10056	50699	0	15000	6884	2892	0 1
2 Annona	0	0	0	0	0	0	0	0	0	0	0	4800	0	0	0	0	0 2
3 Boxelder	0	0	1500	0	0	0	0	0	0	0	0	12000	0	0	0	4872	0 3
4 Lone Star	300	0	12314	0	0	0	0	0	0	0	0	4800	0	0	0	1200	0 4
5 Arbala	0	0	0	0	0	0	0	0	0	0	0	5400	0	540	2160	0	0 5
6 Gafford Chapel	0	0	12500	0	0	0	0	0	0	0	0	14600	0	0	7300	0	0 6
7 Avery	0	0	4103	0	0	0	0	0	0	0	0	10875	0	0	0	0	0 7
8 Williams Chapel	0	0	0	0	0	0	0	0	0	0	0	3675	0	0	0	0	0 8
9 Birthright	0	125	1150	0	0	0	0	0	0	0	0	6400	0	4200	0	0	0 9
10 Blanton Chapel	0	0	1202	0	0	0	0	0	0	0	0	3600	0	0	0	1200	0 10
11 Blossom	0	0	0	0	0	0	0	0	0	0	0	4800	0	0	0	0	0 11
12 Shady Grove	0	0	0	0	0	0	0	0	0	0	0	300	0	2000	0	0	0 12
13 Bogata	50	0	650	0	0	0	0	0	0	6965	10056	40948	0	4389	0	0	0 13
14 Bonham First	0	0	460	0	0	0	0	0	0	7323	10056	45500	0	6000	0	0	0 14
15 Bonham Wesley	0	1650	300	0	0	0	0	0	0	0	0	6000	0	0	0	0	0 15
16 Telephone	0	0	1100	0	0	0	0	0	0	0	0	3800	0	0	0	0	0 16
17 Caddo Mills	1908	2519	4378	0	0	0	0	0	0	7151	10056	41974	0	9856	0	0	0 17
18 Celeste	0	449	893	0	0	0	0	0	0	3256	0	16250	0	3735	3023	0	0 18
19 Kingston	0	0	0	0	0	0	0	0	0	1753	0	8750	0	1750	1628	0	0 19
20 Charleston	0	0	18223	0	0	0	0	0	0	0	0	0	0	12000	0	0	0 20
21 Clarksville McKenzie Mem.	99	0	0	0	0	0	0	0	0	0	0	31068	0	16694	0	0	0 21
22 Clarksville St. Paul	0	0	500	0	0	0	0	0	0	0	0	6480	0	2320	0	0	0 22
23 College Mound	0	0	400	0	0	0	0	0	0	7182	10056	28027	0	20231	0	20529	0 23
24 Commerce First	0	9623	27497	0	0	0	0	0	0	9621	12570	57026	9715	12780	494	0	0 24
25 Como	0	0	325	0	0	0	0	0	0	3793	0	16616	0	9377	0	400	0 25

East District Table 4 (Continued)

	CONNECTIONAL PROGRAMS										MINISTERIAL SUPPORT							
			Benevolences Paid Directly To Non-UM Benevolent And Charitable Causes	Human Relations Day	One Great Hour Of Sharing	Peace With Justice	Native American Ministries	World Communion	UM Student Day	Direct-Billed Clergy Non-Health Benefits (Pension)	Direct-Billed Clergy Health Benefits	Base Compensation To Pastor	Base Compensation To Associate Pastors	Housing And Utilities And/Or Related Allowances - Pastor And Associate(s)	Accountable Reimbursements - Pastor And Associate(s)	Other Cash Allowances (Non-Accountable) - Pastor And Associate(s)	Salary And Benefits For Deacons	
	CHURCH NAME	42	43	44	45a	45b	45c	45d	45e	45f	46	47	48	49	50	51	52	53
26	Pine Forest	0	1148	4301	0	0	0	0	0	0	0	0	10536	0	0	0	0	0 26
27	Cooper	0	0	600	0	0	0	0	0	0	5052	8544	31448	0	7125	1200	0	0 27
28	Crandall	0	1850	910	0	0	0	0	0	0	0	0	0	0	11088	1500	0	0 28
29	Cumby	0	0	0	0	0	0	0	0	0	0	0	0	0	13149	0	0	0 29
30	Cuthand	0	0	20419	0	0	0	0	0	0	3180	0	6000	0	4300	0	5750	0 30
31	Deport	0	0	4776	0	0	0	0	0	0	0	0	1158	0	12000	7299	0	0 31
32	Martin Memorial	0	1200	11300	0	0	0	0	0	0	0	0	10926	0	0	0	0	0 32
33	Woodland	0	0	0	0	0	0	0	0	0	0	0	10626	0	0	0	0	0 33
34	Ector	0	0	6885	0	100	0	0	0	0	0	0	0	0	7631	5035	0	0 34
35	Mulberry	0	0	900	0	0	0	0	0	0	0	0	0	0	7000	3000	0	0 35
36	Enloe	0	500	3000	0	0	0	0	0	0	0	0	7200	0	0	0	0	0 36
37	Ben Franklin	0	0	0	0	0	0	0	0	0	0	0	4800	0	0	0	0	0 37
38	Kavanaugh	0	0	1522	0	0	0	0	0	0	7160	10056	42024	0	4344	6698	7038	0 38
39	Salem-Kinser	480	0	46748	0	160	0	0	160	0	7349	10056	35198	0	8797	2848	0	0 39
40	Floyd	0	0	0	0	0	0	0	0	0	0	0	5500	0	750	0	0	0 40
41	Campbell	0	0	0	0	0	0	0	0	0	0	0	0	0	12000	600	0	0 41
42	Caney	0	0	2600	0	0	0	0	0	0	0	0	0	0	1560	240	0	0 42
43	Greenville Wesley	1000	0	105210	0	0	0	0	0	0	9035	10056	75220	0	45000	5313	0	0 43
44	Westview	0	0	381	0	0	0	0	0	0	545	4524	22666	0	7943	1424	0	0 44
45	Grove Hill	0	0	0	0	0	0	0	0	0	0	0	1200	0	0	2400	0	0 45
46	Honey Grove McKenzie	0	817	749	106	205	89	167	249	89	5036	7238	24166	0	13240	1777	150	0 46
47	Forest Hill	0	50	430	0	0	0	0	0	0	1259	1810	9552	0	0	0	0	0 47
48	Kaufman	0	0	9453	0	0	0	0	0	0	7395	10056	53450	0	3501	3648	0	0 48
49	Kemp	0	0	0	0	0	0	0	0	0	0	0	6225	0	16000	1975	0	0 49
50	Becker	0	0	750	0	0	0	0	0	0	0	0	13425	0	0	701	0	0 50

East District Table 4 (Continued)

		CONNECTIONAL PROGRAMS									MINISTERIAL SUPPORT							
		Annual Conference Special Sunday Offerings	Benevolences Directly To UM Causes (Not To AC Treasurer)	Benevolences Paid Directly To Non-UM Benevolent And Charitable Causes	Human Relations Day	One Great Hour Of Sharing	Peace With Justice	Native American Ministries	World Communion	UM Student Day	Direct-Billed Clergy Non-Health Benefits (Pension)	Direct-Billed Clergy Health Benefits	Base Compensation To Pastor	Base Compensation To Associate Pastors	Housing And Utilities And/Or Related Allowances - Pastor And Associate(s)	Accountable Reimbursements - Pastor And Associate(s)	Other Cash Allowances (Non-Accountable) - Pastor And Associate(s)	Salary And Benefits For Deacons
	CHURCH NAME	42	43	44	45a	45b	45c	45d	45e	45f	46	47	48	49	50	51	52	53
51	Ladonia	0	0	620	0	0	0	0	0	0	1717	0	6800	0	5200	600	0	0
52	Pecan Gap	0	1500	6673	0	0	0	0	0	0	1717	0	6800	0	5200	600	1000	0
53	Leonard	0	0	0	0	162	0	0	0	0	7087	10056	44210	0	3507	1917	0	0
54	Lone Oak	0	764	2750	0	155	0	0	0	0	0	0	13374	0	5299	0	0	0
55	Mabank	0	0	94528	0	510	0	0	0	0	8851	10426	70492	0	4465	6481	0	0
56	Miller Grove	0	0	1200	0	0	0	0	0	0	0	0	6720	0	7920	0	0	0
57	Mt. Vernon First	0	58374	64642	0	0	0	0	0	0	7831	10056	64077	0	5913	8735	4530	0
58	Old Saltillo	0	1000	300	0	0	0	0	0	0	0	0	0	0	0	0	0	0
59	Belk	0	0	0	0	0	0	0	0	0	1194	2212	6162	0	1334	704	715	0
60	Chicota	0	0	0	0	0	0	0	0	0	1086	2011	5601	0	1212	640	650	0
61	Powderly First	0	0	0	0	0	0	0	0	0	2117	3922	11066	0	2364	1248	1447	0
62	Mount Tabor-Sumner	0	0	0	0	0	0	0	0	0	1032	1911	5321	0	1152	608	704	0
63	Wilson Chapel	0	250	1005	0	0	0	0	0	0	0	0	3600	0	0	0	1200	0
64	Rosser First	0	0	100	0	0	0	0	0	0	0	0	3600	0	0	0	1200	0
65	Calvary	0	410	11125	0	370	0	0	0	0	7616	10056	57134	0	11158	2888	0	0
66	Paris First	0	95663	88485	0	0	0	0	0	0	9368	10056	97816	17675	91477	7500	4619	0
67	Mt. Zion	0	0	0	0	0	0	0	0	0	2739	8040	18381	0	3593	7825	350	0
68	Oak Park	0	0	0	0	0	0	0	0	0	4476	8548	29943	0	4000	200	0	0
69	Pickton	0	0	0	0	0	0	0	0	0	0	0	5000	0	15000	200	0	0
70	Poetry	0	600	5510	0	0	0	0	0	0	0	0	12280	0	13720	500	0	0
71	Quinlan First	0	0	3531	0	0	0	0	0	0	7566	10056	41000	0	8000	0	8000	0
72	Roxton	0	0	0	0	0	0	0	0	0	0	0	35322	0	0	0	0	0
73	Sulphur Springs First	0	4937	180613	0	0	0	0	0	0	17106	20112	113585	59794	23137	13025	0	0
74	Sulphur Bluff	0	0	4435	0	0	0	0	0	0	0	0	0	5200	0	0	1572	0
75	Tira	600	0	1525	0	0	0	0	0	0	0	0	0	6150	0	0	0	0

East District Table 4 (Continued)

	CONNECTIONAL PROGRAMS										MINISTERIAL SUPPORT						
	Annual Conference Special Sunday Offerings	Benevolences Directly To UM Causes (Not To AC Treasurer)	Benevolences Paid Directly To Non-UM Benevolent And Charitable Causes	Human Relations Day	One Great Hour Of Sharing	Peace With Justice	Native American Ministries	World Communion	UM Student Day	Direct-Billed Clergy Non-Health Benefits (Pension)	Direct-Billed Clergy Health Benefits	Base Compensation To Pastor	Base Compensation To Associate Pastors	Housing And Utilities And/Or Related Allowances - Pastor And Associate(s)	Accountable Reimbursements - Pastor And Associate(s)	Other Cash Allowances (Non-Accountable) - Pastor And Associate(s)	Salary And Benefits For Deacons
	42	43	44	45a	45b	45c	45d	45e	45f	46	47	48	49	50	51	52	53
76 Wesley Sulphur Springs	0	613	12957	0	0	0	0	0	0	6039	8544	37959	0	9132	6905	0	0 76
77 Terrell First	0	0	2110	0	246	142	247	0	0	7510	10056	55500	0	6123	3293	0	13600 77
78 Terrell Warren Chapel	0	0	0	0	0	0	0	0	0	0	0	6400	0	4000	0	0	0 78
79 Trenton	0	0	7362	0	0	0	0	0	0	7092	10056	44217	0	3619	1916	0	0 79
80 Virginia Point	0	0	4981	0	0	0	0	0	0	0	0	5502	0	5502	0	0	0 80
81 Windom	0	0	1161	0	0	0	0	0	0	0	0	7000	0	5000	0	0	0 81
82 Lannius	0	0	0	0	0	0	0	0	0	0	0	1200	0	0	0	0	0 82
83 Winnsboro First	0	1658	648	0	0	0	0	0	0	7236	10056	45884	0	12669	0	600	0 83
84 Tinney Chapel	0	200	5491	0	0	0	28	0	0	0	0	7033	0	18266	300	0	0 84
85 Wolfe City First	0	950	1650	0	380	0	0	0	0	0	0	27560	0	5735	0	100	0 85
86 EAST DISTRICT	0	0	0	0	0	0	0	0	0	0	0	0	0	0	0	0	0 86
TOTAL 2016	4437	186850	812829	106	2288	231	442	409	89	209834	271364	1692247	98534	579997	133232	70718	13600
TOTAL 2015	3772	225062	688984	188	1308	213	295	751	172	225556	247192	1656953	97864	535871	145872	56616	16266
Inc/Dec 2016 over 2015	665	-38212	123845	-82	980	18	147	-342	-83	-15722	24172	35294	670	44126	-12640	14102	-2666

East District Table 5

	LOCAL CHURCH EXPENDITURES						RECEIVED FOR ANNUAL BUDGET/SPENDING PLAN								
	Salary And Benefits For All Other Church Staff	Program Expenses	Other Operating Expenses	Principal And Interest On Indebtedness, Loans, Mortgages, Etc.	Capital Expenditures For Building, Improvements, And Major Equipment Purchases	TOTAL AMOUNT PAID BY LOCAL CHURCH ON ALL EXPENDITURES	Number Of Households Giving To Local Church	Amount Received Through Pledges	Amount Received From Non-Pledging But Identified Givers	Amount Received From Unidentified Givers	Amount Received From Interest and Dividends	Amount Received From Sale of Church Assets	Amount Received Through Building Use Fees, Contributions, And Rentals	Amount Received Through Fundraisers And Other Sources	TOTAL INCOME FOR ANNUAL BUDGET/SPENDING PLAN
CHURCH NAME	55	56	57	58	59	60	61	62a	62b	62c	62d	62e	62f	62g	62
1 Aley	0	2605	4099	0	0	111387	54	75319	28172	4633	0	0	0	0	108124
2 Annona	0	1076	8473	0	2425	19459	10	0	11976	2520	0	0	3600	0	18096
3 Boxelder	0	785	5881	0	0	29063	10	0	19973	1840	129	0	22	0	21964
4 Lone Star	0	1288	2934	0	6000	31163	12	0	12967	5557	330	0	0	0	18854
5 Arbala	0	900	2500	0	0	13354	18	0	5000	0	0	0	0	5500	10500
6 Gafford Chapel	0	550	7000	30000	0	77869	22	0	76095	0	0	0	580	0	76675
7 Avery	0	9218	16324	0	17554	65761	40	0	43960	4118	269	0	0	6705	55052
8 Williams Chapel	600	1841	5529	0	13690	28819	12	0	16968	0	49	0	50	0	17067
9 Birthright	0	2294	6093	0	0	23268	25	0	15661	0	0	0	0	0	15661
10 Blanton Chapel	0	400	925	0	0	8407	5	0	7853	0	0	0	0	0	7853
11 Blossom	0	0	16530	0	0	25900	30	0	38630	0	0	0	0	0	38630
12 Shady Grove	0	500	1560	0	0	5038	0	0	6074	0	0	0	0	0	6074
13 Bogata	24977	11963	28628	0	101692	245530	27	99753	7066	0	36	0	0	29650	136505
14 Bonham First	77361	9937	54154	5039	0	247381	109	158139	100700	4958	0	0	3505	0	267302
15 Bonham Wesley	1500	291	10047	0	13840	36682	11	0	21278	0	0	0	6600	0	27878
16 Telephone	0	500	2240	0	0	8683	6	0	6356	0	0	0	0	0	6356
17 Caddo Mills	13133	12678	18701	0	21006	151893	60	0	114902	11652	332	0	0	0	126886
18 Celeste	73	2755	12221	10296	0	60578	22	3815	54724	3133	16	0	0	0	61688
19 Kingston	0	1000	6791	0	0	24844	9	0	15314	5946	0	0	0	0	21260
20 Charleston	3100	1296	5597	0	15000	60088	58	0	25100	25800	0	0	0	10370	61270
21 Clarksville McKenzie Mem.	23370	254	38850	719	54455	180455	71	0	93655	2748	11	0	2175	4333	102922
22 Clarksville St. Paul	3600	1600	4885	0	2500	24538	20	0	21981	500	0	0	0	3846	26327
23 College Mound	16850	8367	24683	0	5000	161728	68	0	136086	8514	238	0	250	7495	152583
24 Commerce First	110008	8720	64558	0	14117	380880	114	262478	85271	3913	0	0	9478	0	361140
25 Como	2250	673	14835	0	99200	153812	22	0	54170	5681	0	0	0	5720	65571

East District Table 5 (Continued)

	LOCAL CHURCH EXPENDITURES						RECEIVED FOR ANNUAL BUDGET/SPENDING PLAN										
	Salary And Benefits For All Other Church Staff	Program Expenses	Other Operating Expenses	Principal And Interest On Indebtedness, Loans, Mortgages, Etc.	Capital Expenditures For Building, Improvements, And Major Equipment Purchases	TOTAL AMOUNT PAID BY LOCAL CHURCH ON ALL EXPENDITURES	Number Of Households Giving To Local Church	Amount Received Through Pledges	Amount Received From Non-Pledging, But Identified Givers	Amount Received From Unidentified Givers	Amount Received From Interest and Dividends	Amount Received From Sale of Church Assets	Amount Received Through Building Use Fees, Contributions, And Rentals	Amount Received Through Fundraisers And Other Sources	TOTAL INCOME FOR ANNUAL BUDGET/SPENDING PLAN		
	CHURCH NAME	55	56	57	58	59	60	61	62a	62b	62c	62d	62e	62f	62g	62	
26	Pine Forest	1300	529	3162	0	0	23145	8	0	23955	0	0	0	0	7385	31340	26
27	Cooper	10508	3184	24261	5700	0	109837	45	0	86639	6170	19	0	0	7629	100457	27
28	Crandall	0	3090	8523	2000	5900	37936	21	0	36331	835	0	0	0	0	37166	28
29	Cumby	0	2200	2263	0	6756	26403	17	37196	0	0	0	0	0	879	38075	29
30	Cuthand	1300	11709	34549	0	261518	362277	95	0	119405	76342	0	0	0	0	195747	30
31	Deport	0	1961	18736	0	4337	57707	25	0	34999	3561	250	0	0	8386	47196	31
32	Martin Memorial	0	1176	18350	0	0	46922	15	0	25580	3736	379	0	0	0	29695	32
33	Woodland	474	1945	5616	0	4395	25717	12	0	0	34514	0	0	700	0	35214	33
34	Ector	0	636	8982	0	460	33715	28	0	30057	5304	0	0	0	0	35361	34
35	Mulberry	0	180	4281	0	864	17753	13	0	22370	3947	0	0	0	0	26317	35
36	Enloe	1860	350	7500	0	0	23943	30	0	21500	2455	0	0	0	0	23953	36
37	Ben Franklin	0	1000	2000	0	6000	15215	6	0	10500	0	0	0	0	3140	13640	37
38	Kavanaugh	103079	13550	90373	0	10000	329971	65	230240	13150	3000	128	0	1346	52176	300040	38
39	Salem-Kinser	14111	3644	33416	0	23909	199469	57	43017	154077	2212	39	0	0	0	199345	39
40	Floyd	0	0	1840	0	0	9743	7	0	10964	0	40	0	0	0	11004	40
41	Campbell	0	612	4332	0	0	19346	7	125	20182	0	0	0	0	0	20307	41
42	Caney	0	893	1600	0	0	7610	2	0	4991	0	0	0	0	0	4991	42
43	Greenville Wesley	282534	57130	150589	317283	96341	1247089	262	398339	361793	5366	0	0	1820	0	767318	43
44	Westview	18328	2290	21944	23743	0	109164	60	398	87944	9739	0	0	500	2737	101318	44
45	Grove Hill	0	0	1852	0	132185	138980	9	0	0	5981	2700	0	0	0	8681	45
46	Honey Grove McKenzie	10002	4367	17995	0	41457	140363	38	0	83630	3372	8752	0	0	0	95754	46
47	Forest Hill	0	1614	2724	0	10000	29824	12	0	21255	1084	0	0	0	0	22339	47
48	Kaufman	59797	13140	66599	0	49345	309861	97	96909	63850	4589	85	34	180	22916	188563	48
49	Kemp	0	9886	16988	0	7692	68498	56	0	70644	5874	8817	0	0	1791	87126	49
50	Becker	1325	0	4602	0	0	24503	21	0	24083	0	0	0	0	0	24083	50

East District Table 5 (Continued)

	LOCAL CHURCH EXPENDITURES						RECEIVED FOR ANNUAL BUDGET/SPENDING PLAN									
	CHURCH NAME	55	56	57	58	59	60	61	62a	62b	62c	62d	62e	62f	62g	62
		Salary And Benefits For All Other Church Staff	Program Expenses	Other Operating Expenses	Principal And Interest On Indebtedness, Loans, Mortgages, Etc.	Capital Expenditures For Building, Improvements, And Major Equipment Purchases	TOTAL AMOUNT PAID BY LOCAL CHURCH ON ALL EXPENDITURES	Number Of Households Giving To Local Church	Amount Received Through Pledges	Amount Received From Non-Pledging But Identified Givers	Amount Received From Unidentified Givers	Amount Received From Interest and Dividends	Amount Received From Sale of Church Assets	Amount Received Through Building Use Fees, Contributions, And Rentals	Amount Received Through Fundraisers And Other Sources	TOTAL INCOME FOR ANNUAL BUDGET/SPENDING PLAN
51	Ladonia	0	0	6985	0	60754	85543	11	0	23940	219	5	0	0	3856	28020
52	Pecan Gap	0	2240	12553	0	569	45603	17	0	33993	1897	8588	0	3759	4660	52897
53	Leonard	26570	11684	32189	0	0	155112	83	0	145424	0	345	0	0	0	145769
54	Lone Oak	2175	1388	10273	0	46067	88088	24	0	39038	2868	3	0	0	0	41909
55	Mabank	111588	35259	116442	70210	9314	586048	185	404992	80057	15520	1241	0	450	49623	551883
56	Miller Grove	2200	588	3215	0	0	25302	31	0	26739	0	756	0	0	0	27495
57	Mt. Vernon First	191052	30610	94627	21189	77856	695502	246	244660	337131	9366	67	0	1790	0	593014
58	Old Saltillo	2000	0	1425	0	0	6877	8	0	29973	0	707	0	0	0	30680
59	Belk	0	150	3400	0	0	18909	9	0	19100	300	0	0	0	0	19400
60	Chicota	0	100	3650	0	0	16686	7	0	15950	188	0	0	0	0	16138
61	Powderly First	0	950	7850	0	0	37067	35	0	50300	460	0	0	0	0	50760
62	Mount Tabor-Sumner	0	125	3900	0	0	16738	5	0	13450	100	0	0	0	0	13550
63	Wilson Chapel	0	0	1676	0	0	9241	9	0	7572	1662	0	0	0	0	9234
64	Rosser First	0	0	1513	0	0	8273	2	0	586	7782	0	0	0	0	8368
65	Calvary	97549	13105	71059	0	189920	517510	168	204828	85298	7794	17	0	2950	0	300887
66	Paris First	369790	84390	241956	11628	2888980	4124875	336	638724	295719	20153	998	0	650	0	956244
67	Mt. Zion	8220	2800	15704	0	0	77520	39	0	75197	9941	0	0	0	1260	86398
68	Oak Park	21463	850	17964	0	0	87444	25	0	91128	4796	47	0	700	3100	99771
69	Pickton	0	1692	9129	0	2746	37900	23	0	26553	6541	0	0	0	0	33094
70	Poetry	0	2958	16044	0	4865	61605	25	0	56060	447	0	0	750	0	57257
71	Quinlan First	50690	3123	44395	44255	0	247144	133	67706	100255	15440	0	0	2325	14350	200076
72	Roxton	19712	7900	26360	0	0	101096	27	0	35397	3942	299	0	0	0	39638
73	Sulphur Springs First	397021	47961	82316	7149	137514	1214863	295	0	935046	29039	380	0	14279	783	979527
74	Sulphur Bluff	0	285	11378	0	0	26385	28	0	33821	0	0	0	0	0	33821
75	Tira	2550	502	7595	0	0	21895	10	0	22569	0	0	0	0	0	22569

East District Table 5 (Continued)

	LOCAL CHURCH EXPENDITURES						RECEIVED FOR ANNUAL BUDGET/SPENDING PLAN									
	CHURCH NAME	55	56	57	58	59	60	61	62a	62b	62c	62d	62e	62f	62g	62
76	Wesley Sulphur Springs	71932	8003	44373	0	15017	244237	79	0	146646	32133	52	0	1914	12517	193262
77	Terrell First	55592	21737	38824	0	0	249493	70	0	231811	4185	647	0	910	1921	239474
78	Terrell Warren Chapel	0	962	11558	0	0	26040	12	0	22481	635	0	0	0	0	23116
79	Trenton	8724	16175	28703	0	25720	169063	38	95452	17220	2242	211	0	250	3500	118875
80	Virginia Point	5932	1311	11130	0	0	39035	35	0	46560	0	0	0	0	0	46560
81	Windom	0	268	5354	0	250	21530	12	0	13248	3456	2125	0	0	0	18829
82	Lannius	0	570	670	0	0	3183	7	0	0	4500	0	0	0	0	4500
83	Winnsboro First	49437	9372	51418	0	5565	222633	107	0	183039	5571	259	0	1585	0	190454
84	Tinney Chapel	12613	4376	20293	0	34783	111041	33	0	72784	5374	24	0	625	2081	80888
85	Wolfe City First	34337	5288	22309	0	4350	116988	85	0	118079	1680	521	0	150	8286	128716
86	EAST DISTRICT	0	0	0	0	0	18485	0	0	0	0	0	0	0	0	0
	TOTAL 2016	2322587	533299	1995345	549211	4531908	15126525	4102	3062090	5779995	467825	39911	34	63893	286595	9700343
	TOTAL 2015	2285918	550430	1904483	416659	1234325	11420156	4428	3093795	5969072	405783	39293	119814	59120	344214	10031091
	Inc/Dec 2016 over 2015	36669	-17131	90862	132552	3297583	3706369	-326	-31705	-189077	62042	618	-119780	4773	-57619	-330748

East District Table 6 (Continued)

		RCVD FOR CAPITAL CAMPAIGNS/SPECIAL PROJECTS					RECEIVED FROM OTHER SOURCES			
		Capital Campaign	Memorials, Endowments, Bequests	Other Sources & Projects	Received For Specials And Other Directed Benevolences	TOTAL INCOME FOR DESIGNATED CAUSES	Equitable Compensation Funds	Advanced Special, Apportioned And Connectional Funds	Other Grants And Financial Support From Institutional Sources	Total Income From Connectional And Other Sources Outside Church
	CHURCH NAME	63a	63b	63c	63d	63	64a	64b	64c	64
26	Pine Forest	0	0	0	0	0	0	0	0	0
27	Cooper	0	3075	0	0	3075	8110	3597	0	11707
28	Crandall	0	0	0	0	0	0	0	0	0
29	Cumby	0	0	0	0	0	0	0	0	0
30	Cuthand	0	0	0	0	0	0	0	0	0
31	Deport	0	0	0	0	0	0	0	0	0
32	Martin Memorial	0	0	13808	0	13808	0	0	0	0
33	Woodland	0	275	0	0	275	0	0	0	0
34	Ector	0	0	0	0	0	0	0	0	0
35	Mulberry	2225	0	0	0	2225	0	0	0	0
36	Enloe	0	0	0	0	0	0	0	0	0
37	Ben Franklin	0	0	0	0	0	0	0	0	0
38	Kavanaugh	0	58177	0	1522	59699	0	0	0	0
39	Salem-Kinser	0	0	0	0	0	0	0	0	0
40	Floyd	0	2165	0	0	2165	0	0	0	0
41	Campbell	0	0	0	0	0	0	0	0	0
42	Caney	0	0	0	0	0	0	0	0	0
43	Greenville Wesley	301053	8799	295006	2900	607758	0	0	0	0
44	Westview	0	8718	20000	0	28718	0	0	0	0
45	Grove Hill	0	0	345806	0	345806	0	0	0	0
46	Honey Grove McKenzie	0	27568	0	1550	29118	0	0	0	0
47	Forest Hill	0	10000	0	0	10000	0	0	0	0
48	Kaufman	0	174286	44082	8800	227168	0	0	0	0
49	Kemp	0	0	0	0	0	0	0	0	0
50	Becker	0	1864	0	0	1864	0	0	0	0

East District Table 6 (Continued)

	RCVD FOR CAPITAL CAMPAIGNS/SPECIAL PROJECTS					RECEIVED FROM OTHER SOURCES				
	Capital Campaigns	Memorials, Endowments, Bequests	Other Sources & Projects	Received For Specials And Other Directed Benevolences	TOTAL INCOME FOR DESIGNATED CAUSES	Equitable Compensation Funds	Advanced Special, Apportioned And Connectional Funds	Other Grants And Financial Support From Institutional Sources	Total Income From Connectional And Other Sources Outside Church	
CHURCH NAME	63a	63b	63c	63d	63	64a	64b	64c	64	
51 Ladonia	0	0	71372	0	71372	0	0	0	0	51
52 Pecan Gap	0	0	0	0	0	0	0	0	0	52
53 Leonard	0	1855	0	1235	3090	0	0	0	0	53
54 Lone Oak	0	0	43794	0	43794	0	0	4697	4697	54
55 Mabank	5835	2405	0	24974	33214	0	0	11000	11000	55
56 Miller Grove	0	0	0	0	0	0	0	0	0	56
57 Mt. Vernon First	70000	4000	205457	0	279457	0	0	0	0	57
58 Old Saltillo	0	0	0	0	0	0	0	0	0	58
59 Belk	0	0	0	0	0	0	0	0	0	59
60 Chicota	0	0	0	0	0	0	0	0	0	60
61 Powderly First	0	0	0	0	0	0	0	0	0	61
62 Mount Tabor-Sumner	0	0	0	0	0	0	0	0	0	62
63 Wilson Chapel	0	0	0	0	0	0	0	0	0	63
64 Rosser First	0	0	0	0	0	0	0	0	0	64
65 Calvary	40787	1440	11951	3220	57398	0	0	0	0	65
66 Paris First	1047930	679137	0	95663	1822730	0	20000	0	20000	66
67 Mt. Zion	0	0	0	0	0	17118	0	0	17118	67
68 Oak Park	0	1000	0	0	1000	12190	0	0	12190	68
69 Pickton	0	3125	0	0	3125	0	0	0	0	69
70 Poetry	655	215	0	1096	1966	0	0	0	0	70
71 Quinlan First	0	550	0	0	550	0	0	0	0	71
72 Roxton	0	57000	0	0	57000	0	0	0	0	72
73 Sulphur Springs First	0	61462	55432	10347	127241	0	0	2738	2738	73
74 Sulphur Bluff	2464	2246	0	0	4710	0	0	0	0	74
75 Tira	0	415	0	0	415	0	0	0	0	75

East District Table 6 (Continued)

		RCVD FOR CAPITAL CAMPAINGS/SPECIAL PROJECTS					RECEIVED FROM OTHER SOURCES				
		Capital Campaigns	Memorials, Endowments, Bequests	Other Sources & Projects	Received For Specials And Other Directed Benevolences	TOTAL INCOME FOR DESIGNATED CAUSES	Equitable Compensation Funds	Advanced Special, Apportioned And Connectional Funds	Other Grants And Financial Support From Institutional Sources	Total Income From Connectional And Other Sources Outside Church	
	CHURCH NAME	63a	63b	63c	63d	63	64a	64b	64c	64	
76	Wesley Sulphur Springs	52	66666	4195	0	70913	0	0	0	0	0 76
77	Terrell First	0	4870	0	0	4870	0	0	0	0	0 77
78	Terrell Warren Chapel	0	0	0	0	0	0	0	0	0	0 78
79	Trenton	0	1455	36000	4700	42155	0	0	0	0	0 79
80	Virginia Point	0	0	0	0	0	0	0	0	0	0 80
81	Windom	0	0	0	0	0	0	0	0	0	0 81
82	Lannius	0	0	0	0	0	0	0	0	0	0 82
83	Winnsboro First	0	188	3204	0	3392	0	0	0	0	0 83
84	Tinney Chapel	36640	190	0	2912	39742	0	0	0	0	0 84
85	Wolfe City First	0	835	0	0	835	0	0	0	0	0 85
86	EAST DISTRICT	0	0	0	0	0	0	0	0	0	0 86
	TOTAL 2016	1509241	1269569	1212656	181446	4172912	67805	23597	22235	113637	
	TOTAL 2015	1233487	287389	736569	117685	2375130	57080	23387	169991	250458	
	Inc/Dec 2016 over 2015	275754	982180	476087	63761	1797782	10725	210	-147756	-136821	

Metro District Table 1

CHURCH MEMBERSHIP																							
		RECEIVED						REMOVED						FULL MEMBERS AT CLOSE OF YEAR									
		Total Professing Members At Close Of Last Year	This Year On Profession Of Christian Faith	Restored By Affirmation	Previous Year's Reporting Errors -Total Professing Membership By Additor	From Other United Methodist Churches	From Other Denominations	Charge Conference Action	Withdrawn	Previous Year's Reporting Errors - Total Professing Membership By Subtraction	Transfer To Other United Methodist Churches	Transfer To Other Denominations	Death	Asian	AA/Black	Hispanic/Latino	Native American	Pacific Islander	White	Multi-Racial	Total Professing Members At Close Of This Year		
	CHURCH NAME	PASTOR'S NAME	1	2A	2B	2C	3	4	5A	5B	5C	6	7	8	9A	9B	9C	9D	9E	9F	9G	9	
1	Holy Covenant	Carol Sparks	419	8	1	5	5	10	26	67	0	9	8	4	1	16	17	0	1	284	15	334	1
2	Wesley Korean	Jin H. Lee	100	0	0	0	0	10	0	0	0	0	15	2	91	0	0	0	0	2	0	93	2
3	Cedar Hill	Jeffrey Garrett	204	4	1	0	4	0	0	0	0	2	2	5	0	10	5	0	0	184	5	204	3
4	Agape Memorial	Martha Valencia	133	5	0	0	2	0	0	0	0	0	0	0	0	0	137	0	0	3	0	140	4
5	Camp Wisdom	James Minor	67	3	1	0	1	0	2	0	0	0	1	3	0	66	0	0	0	0	0	66	5
6	Glen Oaks	James Minor	42	2	0	0	1	0	0	0	0	1	2	1	0	38	0	0	0	3	0	41	6
7	Casa Emanu-El	Javier Escalera	189	0	0	0	0	0	40	0	0	0	0	5	0	0	125	0	0	19	0	144	7
8	Casa Linda	David Rangel	163	12	0	0	3	1	2	0	0	0	0	6	1	1	116	0	0	53	0	171	8
9	Christ's Foundry Fellowship	Owen K. Ross	131	9	0	0	0	0	0	0	0	0	0	0	0	0	137	0	0	3	0	140	9
10	Cochran Chapel	Jeffrey Hall	153	1	0	0	10	0	26	12	0	4	5	2	6	3	0	0	0	106	0	115	10
11	Cockrell Hill	Pablo Guardiola	115	19	0	0	2	32	0	0	0	0	6	0	0	0	148	0	0	14	0	162	11
12	Community	Harold G. Dangerfield	84	1	0	0	0	0	0	0	0	0	0	5	0	80	0	0	0	0	0	80	12
13	Elmwood-El Buen Samaritano	Amy Spaur	153	0	0	7	1	0	19	0	0	0	0	11	0	0	55	1	0	75	0	131	13
14	Dallas First	Andrew Stoker	1456	9	6	0	39	12	172	4	0	13	2	15	6	18	32	0	0	1252	8	1316	14
15	Dallas Grace	Judith Reedy	253	10	0	0	16	0	4	0	0	1	0	6	4	60	22	2	0	180	0	268	15
16	Greenland Hills	Kerry Smith	355	16	0	21	5	11	25	13	0	6	2	3	7	1	5	0	0	345	1	359	16
17	Hamilton Park	R. Jeremiah Booker	660	8	0	0	2	2	25	24	2	0	0	11	2	605	0	0	0	3	0	610	17
18	Highland Hills	Michael Greene	268	15	0	0	0	0	0	0	0	0	0	4	0	277	1	0	0	1	0	279	18
19	Highland Park	Paul Rasmussen	16112	704	0	47	241	179	0	172	0	80	19	95	62	50	85	5	6	16684	25	16917	19
20	Kessler Park	Wesley Magruder	500	2	0	0	2	1	0	1	0	2	0	5	1	2	6	0	0	488	0	497	20
21	Lake Highlands	Jill Jackson-Sears	871	9	3	0	11	11	0	9	0	3	3	20	1	8	14	0	0	847	0	870	21
22	Lakewood	Gayle Landis	158	8	0	0	3	0	0	0	0	0	0	3	0	3	11	1	0	151	0	166	22
23	Lovers Lane	Stanley R. Copeland	4837	70	0	2	43	13	0	5	8	19	3	29	23	458	263	6	4	4115	32	4901	23
24	Northaven	Eric Folkerth	749	7	0	0	10	16	0	2	172	4	0	9	9	8	36	3	0	539	0	595	24
25	Oak Lawn	Anna Hosemann-Butler	240	4	0	19	4	6	11	2	50	3	3	2	4	12	6	0	0	180	0	202	25
26	Owenwood	Freddie Orr	27	1	0	0	0	0	11	0	0	0	0	2	0	13	0	0	0	2	0	15	26
27	Pleasant Mound/Urban Park	Annela J. Crawford	24	3	0	0	0	3	0	0	0	0	0	5	0	5	5	0	0	14	1	25	27
28	Preston Hollow	Michael Nichols	121	0	3	0	6	4	5	0	4	9	0	4	0	2	2	0	0	108	0	112	28
29	Ridgewood Park	William Wayne Eason	483	2	3	0	3	0	3	0	0	5	0	5	5	11	9	0	0	453	0	478	29
30	St. Luke "Community"	Michael L. Bowie	3856	18	10	0	10	30	0	0	0	0	0	13	0	3831	28	3	0	44	5	3911	30

Metro District Table 1 (Continued)

CHURCH MEMBERSHIP																					
		RECEIVED						REMOVED						FULL MEMBERS AT CLOSE OF YEAR							
		Total Professing Members At Close Of Last Year	This Year On Profession Of Christian Faith	Restored By Affirmation	Previous Year's Reporting Errors -Total Professing Membership By Addition	From Other United Methodist Churches	From Other Denominations	Change Conference Action	Withdrawn	Previous Year's Reporting Errors -Total Professing Membership By Subtraction	Transfer To Other United Methodist Churches	Transfer To Other Denominations	Death	Asian	AA/Black	Hispanic/Latino	Native American	Pacific Islander	White	Multi-Racial	Total Professing Members At Close Of This Year
CHURCH NAME	PASTOR'S NAME	1	2A	2B	2C	3	4	5A	5B	5C	6	7	8	9A	9B	9C	9D	9E	9F	9G	9
31 Dallas St. Paul	Richie Butler	407	26	0	0	0	13	0	2	0	0	1	6	0	422	2	0	0	11	2	437
32 Spring Valley	Paul Gould	1256	6	0	0	2	6	28	2	0	4	0	14	5	92	73	0	4	1044	4	1222
33 Tyler Street	Ed Lantz	736	12	0	0	8	10	12	3	0	16	2	8	5	6	125	2	0	577	10	725
34 Umphress Road	Rick Hawkins	197	0	2	0	0	0	0	0	0	2	0	2	143	15	5	0	0	32	0	195
35 University Park	Keith Payne Boone	1056	21	0	17	27	7	89	0	0	10	2	11	2	3	3	0	0	1007	1	1016
36 Walnut Hill	Alexandra Robinson	454	3	2	0	10	2	12	12	0	7	5	11	2	32	16	0	1	371	2	424
37 Dallas Warren	S. Dianna Masters	79	9	2	0	0	1	0	0	0	0	0	4	0	87	0	0	0	0	0	87
38 Wheatland	Sandra Minor	86	0	0	4	2	0	8	1	2	2	2	2	0	9	7	0	0	59	0	75
39 White Rock	Mitchell Boone	482	0	0	0	6	6	0	1	0	2	0	12	0	0	4	0	0	475	0	479
40 Church of the Disciple	Ouida Lee	216	0	0	0	0	4	19	3	2	0	9	0	0	178	5	0	0	4	0	187
41 DeSoto First	Kevin Strempeke	210	8	0	0	3	0	0	0	0	2	0	3	1	9	10	0	0	186	10	216
42 The Village	Derek Jacobs	289	2	0	0	3	10	7	0	0	0	0	0	0	254	3	0	0	2	38	297
43 Duncanville First	Frank Alegria	1217	7	1	0	5	4	363	4	0	14	7	14	2	16	16	1	5	778	14	832
44 Jubilee	Robert (Bob) Davis, II	151	0	0	0	0	1	0	0	0	0	0	0	0	149	1	0	0	2	0	152
45 Duncanville Trinity	Deborah Riggsby	223	0	3	0	1	3	2	4	0	2	0	2	1	10	33	0	0	176	0	220
46 Chapel Hill	Elzie D Odom	239	6	1	7	0	0	10	0	10	3	0	2	2	2	4	0	0	220	0	228
47 Farmers Branch Christ	Kenneth R. Dickson	730	11	3	0	28	4	44	14	0	12	1	17	3	2	5	0	0	675	3	688
48 Webb Chapel	Lynda L. Mayberry	96	0	0	0	0	0	0	0	0	0	0	5	0	0	5	0	0	84	2	91
49 God's Kingdom	Sylvesta Shed	20	0	0	0	0	1	0	0	0	0	0	0	0	21	0	0	0	0	0	21
50 Axe Memorial	Ernesto Sanchez	212	0	0	0	0	0	0	6	10	5	1	1	1	3	29	0	0	154	2	189
51 Buckingham	Abril Goforth	176	3	0	0	0	0	0	0	0	0	0	1	1	12	10	0	2	153	0	178
52 Garland First	Valarie Englert	1239	14	2	0	15	6	39	0	0	10	2	30	1	6	25	0	2	1158	3	1195
53 New World	Lucretia Facen	197	2	0	0	3	1	11	0	0	8	0	2	0	6	2	0	0	169	5	182
54 St. Philip's	Jerry G. Putnam	294	8	0	0	0	0	6	12	0	0	4	4	13	17	5	1	0	238	2	276
55 Grand Prairie First	Kathryn Taylor Strempeke	458	3	0	0	1	1	0	0	0	2	1	8	1	5	19	0	0	379	48	452

Metro District Table 1 (Continued)

CHURCH MEMBERSHIP																					
		RECEIVED						REMOVED						FULL MEMBERS AT CLOSE OF YEAR							
CHURCH NAME	PASTOR'S NAME	Total Professing Members At Close Of Last Year	This Year On Profession Of Christian Faith	Restored By Affirmation	Previous Year's Reporting Errors-Total Professing Membership By Addition	From Other United Methodist Churches	From Other Denominations	Charge Conference Action	Withdrawn	Previous Year's Reporting Errors - Total Professing Membership By Subtraction	Transfer To Other United Methodist Churches	Transfer To Other Denominations	Death	Asian	AA/Black	Hispanic/Latino	Native American	Pacific Islander	White	Multi-Racial	Total Professing Members At Close Of This Year
		1	2A	2B	2C	3	4	5A	5B	5C	6	7	8	9A	9B	9C	9D	9E	9F	9G	9
56 The Woods	Marie Mitchell	484	15	0	0	5	0	62	0	0	0	4	5	2	34	38	2	6	329	22	433
57 Irving First	John Wallace	940	7	0	0	4	7	0	10	10	6	8	24	6	6	70	2	0	816	0	900
58 Immanuel Korean Fellowship	Sung Chol Kwon	25	0	2	0	0	45	0	0	0	2	0	0	70	0	0	0	0	0	0	70
59 Kirkwood	Preston W. Weaver	235	8	9	0	5	22	35	0	0	10	0	5	0	3	149	0	0	76	1	229
60 Korean Central	Sung Chul Lee	1409	11	0	0	8	114	0	0	16	9	87	4	1398	0	0	0	0	10	18	1426
61 Northgate	Levy Laguardia	163	2	0	2	2	0	19	0	0	2	3	3	2	18	4	0	0	111	7	142
62 Oak Haven	Jane Graner	87	4	1	0	12	3	0	0	0	1	0	3	1	1	34	0	0	67	0	103
63 Plymouth Park	Bill La Barr	1026	5	0	0	3	3	0	0	0	4	0	7	5	6	37	3	0	975	0	1026
64 Lancaster First	Jackie Wickware	115	0	0	0	1	0	0	0	0	0	0	6	0	9	1	0	1	99	0	110
65 Mesquite First	David Weber	672	2	0	0	2	2	0	0	0	3	2	8	11	33	22	2	0	593	4	665
66 Mesquite St. Marks	Edwin Zarate	151	1	0	0	3	2	0	2	0	0	0	4	18	2	3	0	0	128	0	151
67 St. Stephen	Nancy DeStefano	163	1	0	0	0	1	8	0	0	2	1	3	2	2	1	0	1	138	7	151
68 Arapaho	Blair Thompson-White	1232	17	0	0	9	6	0	14	0	5	2	10	3	32	5	4	0	1189	0	1233
69 Faith	Jimmy Greene	160	0	0	0	1	0	0	0	34	0	0	0	108	6	7	0	0	4	2	127
70 Richardson First	J. Clayton Oliphint	6499	137	5	0	78	60	153	42	8	50	23	94	35	100	10	3	6	6251	4	6409
71 First Korean	Kwang Bae Park	98	0	0	0	0	3	0	0	0	0	2	1	95	0	0	0	0	3	0	98
72 Seagoville	Jennifer Kelley	90	0	0	0	1	0	0	0	0	0	0	3	1	2	4	0	0	81	0	88
73 New Covenant	Reid Fade	181	0	0	0	5	3	15	2	0	0	0	1	0	11	16	1	0	142	1	171
74 Schreiber Memorial	Merged	133	0	0	0	0	0	0	0	0	133	0	0	0	0	0	0	0	0	0	0
75 METRO DISTRICT	Camille Gaston	0	0	0	0	0	0	0	0	0	0	0	0	0	0	0	0	0	0	0	0
TOTAL 2016		57506	1301	61	131	677	692	1313	445	328	489	240	615	2163	7199	2073	42	39	45118	304	56938
TOTAL 2015		59198	1403	75	151	701	656	1540	1211	392	521	340	674	2133	7152	1959	43	36	45868	315	57506
Inc/Dec 2016 over 2015		-1692	-102	-14	-20	-24	36	-227	-766	-64	-32	-100	-59	30	47	114	-1	3	-750	-11	-568

Metro District Table 2

		CHURCH MEMBERSHIP					CHURCH SCHOOL AND SMALL GROUP MINISTRIES										UMM		UMW		
		Avg Attendance At All Weekly Worship Services	Number Of Persons Baptized This Year (0-12 yrs)	Number Of Persons Baptized This Year (13 yrs-older)	Baptized Members Who Are Not Professing Members	Number Of Other Constituents	Total Enrolled In Confirmation Classes This Year	Children In All Christian Formation Groups And Small Group Ministries	Youth In All Christian Formation Groups And Small Group Ministries	Young Adults In All Christian Formation Groups And Small Group Ministries	Adults In All Christian Formation Groups and Small Group Ministries	Total Christian Formation Participants	Avg Weekly Attendance (all ages) In Sunday School	Participants In Vacation Bible School	Number Of Classes (All Ages) For Learning In Sunday School	Number Of Classes (All Ages) For Learning Other Than Sunday School	Number Of Short-Term Classes And Small Groups (All Ages)	Membership In United Methodist Men	Amount Paid for Projects	Membership In United Methodist Women	Amount Paid For Local Church And Community Work
CHURCH NAME		10	11a	11b	12	13	14	15	16	17	18	19	20	21	22	23	24	25a	25b	26a	26b
1	Holy Covenant	211	3	3	49	37	3	88	23	6	155	272	89	50	13	3	10	0	0	0	0
2	Wesley Korean	130	0	0	0	0	0	27	16	12	32	87	32	28	15	13	6	25	0	45	0
3	Cedar Hill	127	2	1	18	29	4	3	11	3	61	78	51	0	6	5	2	0	0	0	0
4	Agape Memorial	70	4	0	4	30	0	20	15	5	45	85	50	40	4	3	3	12	900	20	3000
5	Camp Wisdom	46	0	0	0	4	0	7	9	1	17	34	0	44	0	1	4	12	0	0	0
6	Glen Oaks	36	0	0	0	8	0	2	4	3	4	13	4	0	2	1	1	0	0	6	0
7	Casa Emanu-El	65	0	0	0	0	0	0	0	0	28	28	12	30	1	3	0	6	0	12	0
8	Casa Linda	185	9	1	26	145	25	107	21	8	95	231	97	0	9	14	6	0	0	15	900
9	Christ's Foundry Fellowship	277	10	7	0	500	0	200	60	15	45	320	65	0	21	0	0	0	0	0	0
10	Cochran Chapel	76	4	1	11	80	0	4	7	2	82	95	27	0	3	1	2	0	0	0	0
11	Cockrell Hill	120	13	7	2	27	13	15	46	19	36	116	14	0	8	9	8	0	0	30	0
12	Community	72	0	0	0	6	0	5	4	5	41	55	37	95	4	4	2	18	0	29	0
13	Elmwood-El Buen Samaritano	120	1	0	1	55	0	31	20	10	60	121	70	30	7	6	4	0	0	0	0
14	Dallas First	830	14	3	314	349	8	391	125	185	709	1410	400	180	36	1	26	0	0	160	5610
15	Dallas Grace	245	4	0	48	70	0	31	25	20	213	289	68	45	14	10	12	0	0	26	345
16	Greenland Hills	181	10	8	76	43	6	55	40	12	45	152	50	80	8	1	2	0	0	0	0
17	Hamilton Park	375	0	0	0	0	9	53	20	10	263	346	90	80	10	12	12	20	2000	53	1500
18	Highland Hills	172	0	0	0	25	0	32	33	26	88	179	58	71	7	4	8	29	732	36	583
19	Highland Park	5921	320	29	3760	15709	300	3538	1780	739	3535	9592	1809	1550	103	238	80	0	0	711	14750
20	Kessler Park	122	3	0	68	29	0	30	38	12	50	130	65	55	7	6	6	0	0	14	475
21	Lake Highlands	522	10	6	10	326	6	80	48	30	250	408	180	275	19	5	16	0	0	32	250
22	Lakewood	84	3	4	0	12	2	2	7	12	90	111	33	0	2	3	2	0	0	25	34
23	Lovers Lane	1202	22	12	368	1646	163	1022	275	191	1778	3266	372	463	81	139	57	60	1000	190	14677
24	Northaven	189	1	1	6	175	0	54	41	50	610	755	77	56	10	12	10	0	0	45	0
25	Oak Lawn	121	2	0	38	98	11	18	4	17	86	125	32	0	5	8	5	15	100	7	100
26	Owenwood	20	0	0	0	4	0	3	0	3	9	15	9	6	2	0	0	0	0	7	100
27	Pleasant Mound/Urban Park	20	2	1	0	0	2	25	30	12	0	67	16	101	2	2	2	8	0	15	1125
28	Preston Hollow	57	0	0	0	18	0	0	0	0	66	66	30	0	3	3	0	15	0	16	0
29	Ridgewood Park	180	3	1	62	23	0	53	69	6	171	299	84	193	8	13	2	6	2922	65	6711
30	St. Luke "Community"	915	6	2	6	1020	10	160	95	65	200	520	108	232	13	12	19	103	9000	30	3300

Metro District Table 2 (Continued)

	CHURCH MEMBERSHIP						CHURCH SCHOOL AND SMALL GROUP MINISTRIES										UMM		UMW	
	Avg Attendance At All Weekly Worship Services	Number Of Persons Baptized This Year (0-12 yrs)	Number Of Persons Baptized This Year (13 yrs-old)	Baptized Members Who Are Not Professing Members	Number Of Other Constituents	Total Enrolled In Confirmation Classes This Year	Children In All Christian Formation Groups And Small Group Ministries	Youth In All Christian Formation Groups And Small Group Ministries	Young Adults In All Christian Formation Groups And Small Group Ministries	Adults In All Christian Formation Groups and Small Group Ministries	Total Christian Formation Participants	Avg Weekly Attendance (all ages) In Sunday School	Participants In Vacation Bible School	Number Of Classes (All Ages) For Learning In Sunday School	Number Of Classes (All Ages) For Learning Other Than Sunday School	Number Of Short-Term Classes And Small Groups (All Ages)	Membership In United Methodist Men	Amount Paid for Projects	Membership In United Methodist Women	Amount Paid For Local Church And Community Work
	10	11a	11b	12	13	14	15	16	17	18	19	20	21	22	23	24	25a	25b	26a	26b
31 Dallas St. Paul	189	2	3	0	67	7	33	30	20	15	98	35	20	6	3	0	172	1550	35	1600
32 Spring Valley	281	5	0	81	78	12	65	15	33	338	451	217	125	13	11	18	0	0	40	4436
33 Tyler Street	370	8	5	14	36	18	86	35	56	522	699	160	61	15	17	11	0	0	0	0
34 Umphress Road	110	2	0	0	60	0	0	28	18	65	111	42	110	5	4	0	17	0	38	300
35 University Park	418	16	0	236	231	48	165	42	52	550	809	230	220	20	36	54	0	0	115	7800
36 Walnut Hill	200	1	0	32	30	10	76	8	6	205	295	105	196	11	14	4	10	1359	84	3335
37 Dallas Warren	75	6	0	6	0	0	8	2	10	35	55	35	0	4	0	0	8	0	35	450
38 Wheatland	70	0	0	0	36	0	0	0	0	35	35	14	0	1	2	2	7	0	23	736
39 White Rock	177	0	0	89	120	7	40	15	30	96	181	109	80	10	4	3	0	0	29	507
40 Church of the Disciple	85	2	1	0	13	5	14	19	10	65	108	35	40	5	4	3	20	0	35	500
41 DeSoto First	129	3	3	14	30	0	25	24	15	132	196	75	112	8	8	2	0	0	40	1520
42 The Village	265	1	0	0	0	11	70	35	30	125	260	70	125	3	1	1	30	0	50	0
43 Duncanville First	295	0	2	154	51	5	47	50	15	325	437	250	60	19	22	7	29	0	73	0
44 Jubilee	41	1	0	1	0	0	5	5	6	16	32	7	0	1	1	1	5	0	58	0
45 Duncanville Trinity	105	2	0	2	35	0	15	15	12	54	96	21	0	3	2	3	23	580	23	0
46 Chapel Hill	102	1	1	0	22	4	17	15	6	64	102	54	31	8	3	5	18	316	40	5555
47 Farmers Branch Christ	301	7	6	40	275	11	40	50	0	401	491	173	129	15	13	3	18	0	70	3000
48 Webb Chapel	25	0	0	0	0	0	4	0	0	12	16	10	0	2	0	0	0	0	0	0
49 God's Kingdom	16	1	0	0	0	0	0	0	0	0	0	4	0	0	0	0	0	0	0	0
50 Axe Memorial	120	1	0	0	51	1	15	20	7	134	176	125	30	10	3	1	0	0	15	4500
51 Buckingham	135	1	0	10	55	3	14	15	2	101	132	49	20	6	5	4	0	0	0	0
52 Garland First	367	7	7	3	494	8	142	46	48	466	702	367	273	38	21	10	60	0	28	2153
53 New World	122	1	2	10	6	6	20	26	7	93	146	87	67	11	11	1	18	600	0	0
54 St. Philip's	201	3	0	26	61	9	75	30	15	150	270	125	90	16	16	15	0	0	0	0
55 Grand Prairie First	158	4	0	31	130	0	28	30	10	120	188	72	50	5	4	3	38	2850	28	1314

Metro District Table 2 (Continued)

		CHURCH MEMBERSHIP						CHURCH SCHOOL AND SMALL GROUP MINISTRIES										UMM		UMW	
		Avg Attendance At All Weekly Worship Services	Number Of Persons Baptized This Year (0-12 yrs)	Number Of Persons Baptized This Year (13 yrs-older)	Baptized Members Who Are Not Professing Members	Number Of Other Constituents	Total Enrolled In Confirmation Classes This Year	Children In All Christian Formation Groups And Small Group Ministries	Youth In All Christian Formation Groups And Small Group Ministries	Young Adults In All Christian Formation Groups And Small Group Ministries	Adults In All Christian Formation Groups and Small Group Ministries	Total Christian Formation Participants	Avg Weekly Attendance (all ages) In Sunday School	Participants In Vacation Bible School	Number Of Classes (All Ages) For Learning In Sunday School	Number Of Classes (All Ages) For Learning Other Than Sunday School	Number Of Short-Term Classes And Small Groups (All Ages)	Membership In United Methodist Men	Amount Paid for Projects	Membership In United Methodist Women	Amount Paid For Local Church And Community Work
	CHURCH NAME	10	11a	11b	12	13	14	15	16	17	18	19	20	21	22	23	24	25a	25b	26a	26b
56	The Woods	185	1	4	0	15	0	140	25	8	150	323	150	65	15	10	12	12	400	75	4000
57	Irving First	221	4	4	0	104	5	38	19	8	330	395	128	79	13	14	6	0	0	5	0
58	Immanuel Korean Fellowship	45	1	0	55	0	0	8	5	37	20	70	7	7	2	2	1	6	0	14	0
59	Kirkwood	95	0	0	0	0	8	31	27	21	56	135	52	62	5	10	3	0	0	0	0
60	Korean Central	2011	22	11	279	244	6	233	213	142	521	1109	474	215	35	136	41	0	0	0	0
61	Northgate	87	2	2	11	35	3	23	5	7	28	63	40	44	9	0	5	9	1696	34	250
62	Oak Haven	44	0	3	13	65	0	2	4	8	15	29	9	20	2	2	0	8	6500	16	1200
63	Plymouth Park	425	9	4	0	0	0	197	117	46	114	474	72	120	9	15	23	0	0	119	1015
64	Lancaster First	40	0	0	0	0	0	0	0	0	20	20	10	0	0	0	0	0	0	12	300
65	Mesquite First	190	6	2	75	190	4	50	9	16	148	223	108	35	12	8	9	0	0	31	800
66	Mesquite St. Marks	71	0	0	5	22	4	6	16	3	69	94	37	21	7	3	1	20	1300	29	4100
67	St. Stephen	86	1	0	0	88	0	17	33	16	30	96	55	20	8	5	3	0	0	0	0
68	Arapaho	278	11	4	434	692	7	679	62	80	398	1219	107	15	16	10	15	48	1792	77	3278
69	Faith	73	0	0	31	30	0	13	15	14	50	92	54	70	7	3	1	31	0	30	490
70	Richardson First	2465	98	12	86	3203	64	463	343	85	540	1431	741	778	62	46	50	350	2000	157	20993
71	First Korean	95	0	0	0	15	0	15	9	15	46	85	55	17	21	8	7	18	2500	31	5000
72	Seagoville	25	0	0	0	28	0	92	19	7	52	170	20	0	3	4	2	0	0	0	0
73	New Covenant	89	1	0	4	18	0	18	8	2	38	66	46	75	4	2	3	0	0	0	0
74	Schreiber Memorial	50	0	0	0	0	0	0	0	0	0	0	0	0	0	0	0	0	0	0	0
75	METRO DISTRICT	0	0	0	0	0	0	0	0	0	0	0	0	0	0	0	0	0	0	0	0
	TOTAL 2016	23623	677	163	6609	27098	828	9085	4350	2402	15608	31445	8665	7186	888	1015	640	1304	40097	3078	132592
	TOTAL 2015	23580	720	159	5998	26451	739	8450	4075	2095	16968	31588	9467	6983	940	955	652	1276	37818	3210	144084
	Inc/Dec 2016 over 2015	43	-43	4	611	647	89	635	275	307	-1360	-143	-802	203	-52	60	-12	28	2279	-132	-11492

Metro District Table 3

	MISSION AND COMMUNITY MINISTRIES					PROPERTY AND OTHER ASSETS				CONNECTIONAL PROGRAMS						
	Number UM/VIM Teams Sent From Local Church	Number Of Persons Sent On UM/VIM Teams From Local Church	Number of persons engaged in mission	Number Of Persons Served By Community Ministries For Daycare	Justice And Mercy	Market Value Of Church-Owned Land, Buildings And Equipment	Market Value Of Other Church-Owned Assets	Debts Secured By Church Physical Assets	Other Debt	Total APPOINTED To Local Church For All Causes Paid To AC Treasurer	Total PAID By Local Church For All Apportioned Causes To AC Treasurer	General Advance Specials Gifts	World Service Special Gifts	Annual Conference Advance Specials	Youth Service Fund	Other Funds For Connectional Mission And Ministry
CHURCH NAME	27a	27b	28	29	30	31	32	33	34	35a	35b	37	38	39	40	41
1 Holy Covenant	0	0	138	841	1477	2710619	147919	143694	18781	54706	20000	0	0	0	0	0 1
2 Wesley Korean	0	0	0	0	0	2800000	110000	1700000	0	13673	13673	0	0	111	0	0 2
3 Cedar Hill	0	0	148	53	220	4267968	290893	1387293	0	33772	10351	0	0	0	0	2451 3
4 Agape Memorial	0	0	35	60	100	2000000	120000	600	0	11407	11407	0	0	295	0	150 4
5 Camp Wisdom	0	0	16	0	414	493753	9882	0	0	7771	7771	0	0	0	0	0 5
6 Glen Oaks	0	0	5	0	24	1567435	120359	0	0	7641	7641	0	0	0	0	0 6
7 Casa Emanu-El	0	0	45	0	30	120000	561779	0	0	13905	5562	736	0	0	0	123 7
8 Casa Linda	0	0	22	165	486	3422049	10000	0	0	18947	5000	0	0	0	0	0 8
9 Christ's Foundry Fellowship	0	0	80	260	2500	2535000	50293	180000	2000	0	0	0	0	0	0	0 9
10 Cochran Chapel	0	0	43	126	176	9013106	2130644	0	0	28571	28571	1645	0	0	0	2755 10
11 Cockrell Hill	0	0	45	0	640	2359000	145000	0	0	8731	8731	0	0	0	0	0 11
12 Community	0	0	0	110	550	1290200	2653020	0	0	11206	11206	0	0	0	0	0 12
13 Elmwood-El Buen Samaritano	0	0	10	400	215	4228961	87277	68000	0	22883	22883	75	0	0	0	0 13
14 Dallas First	1	9	750	105	40000	33427125	4582953	522031	486000	274324	274324	25	0	0	0	16725 14
15 Dallas Grace	0	0	72	414	13084	6322229	943318	0	0	29642	29642	0	0	3	0	767 15
16 Greenland Hills	0	0	80	200	1000	1139140	23343	532986	0	28371	28371	0	0	0	0	699 16
17 Hamilton Park	0	0	62	100	5000	7590000	165340	461755	0	108653	108653	0	0	0	0	0 17
18 Highland Hills	0	0	12	12	448	1168914	194293	0	1236	23602	23602	0	0	0	0	0 18
19 Highland Park	0	0	4469	44053	116898	9100000	17273434	0	0	1186074	1186074	0	0	0	0	15000 19
20 Kessler Park	0	0	145	120	525	10092875	256487	257843	6507	47472	47472	0	0	0	0	0 20
21 Lake Highlands	0	0	130	460	465	3949819	76461	1078963	0	111267	111267	150	0	0	0	0 21
22 Lakewood	0	0	105	521	546	4700000	912042	409473	0	24399	24399	100	0	0	0	905 22
23 Lovers Lane	2	17	5487	3905	22077	38858137	20303116	5345562	14702	406521	406521	0	0	0	0	1500 23
24 Northaven	1	0	100	160	960	6005000	105000	1560000	0	83922	73122	1705	0	0	0	200 24
25 Oak Lawn	0	0	350	360	5200	4671680	8602414	0	0	51940	51940	1294	0	0	0	0 25
26 Owenwood	0	0	3	0	17	850000	233400	0	0	8317	8317	0	0	0	0	0 26
27 Pleasant Mound/Urban Park	0	0	10	250	150	1441992	36000	0	0	10445	10445	0	0	0	0	0 27
28 Preston Hollow	0	0	20	150	3000	7680826	3822441	0	0	47911	47911	0	0	0	0	10000 28
29 Ridgewood Park	0	0	942	857	6412	3432674	545959	94427	0	46107	46107	0	0	0	0	697 29
30 St. Luke "Community"	0	0	350	230	5500	7333382	2079759	357522	34102	258902	258902	0	0	0	0	3230 30

Metro District Table 3 (Continued)

		MISSION AND COMMUNITY MINISTRIES					PROPERTY AND OTHER ASSETS				CONNECTIONAL PROGRAMS							
		Number UMWIM Teams Sent From Local Church	Number Of Persons Sent On UMWIM Teams From Local Church	Number of persons engaged in missior	Number Of Persons Served By Community Ministries For Daycare Justice And Mercy	Number Of Persons Served By Community Ministries For Outreach,	Market Value Of Church-Owned Land, Buildings And Equipment	Market Value Of Other Church-Owned Assets	Debts Secured By Church Physical Assets	Other Debt	Total APPORTIONED To Local Church For All Causes Paid To AC Treasurer	Total PAID By Local Church For All Apportioned Causes To AC Treasurer	General Advance Specials Gifts	World Service Special Gifts	Annual Conference Advance Specials	Youth Service Fund	Other Funds For Connectional Mission And Ministry	
CHURCH NAME		27a	27b	28	29	30	31	32	33	34	35a	35b	37	38	39	40	41	
31	Dallas St. Paul	0	0	1011	45	20148	3480000	61073	322000	0	32142	32142	0	0	0	0	0	31
32	Spring Valley	0	0	304	179	3869	8449015	510971	176264	0	98612	24978	0	0	0	0	1901	32
33	Tyler Street	0	0	2323	86	9126	9518000	713843	349840	0	72207	72207	2930	0	0	0	263	33
34	Umphress Road	0	0	50	90	350	216340	299513	0	0	16215	16215	0	0	0	0	182	34
35	University Park	0	0	1015	355	62177	43860060	3446650	2090029	0	188868	188868	0	0	0	0	1108	35
36	Walnut Hill	1	6	294	1062	1857	7804676	364637	81434	611	62284	62284	665	0	1500	0	4434	36
37	Dallas Warren	0	0	0	12	75	1500000	7595	1423000	0	11113	4000	0	0	0	0	0	37
38	Wheatland	0	0	34	0	1100	1737578	95060	255000	32772	9787	8797	0	0	0	0	0	38
39	White Rock	0	0	0	300	2000	7752200	39520	0	150000	46477	46477	0	0	0	0	0	39
40	Church of the Disciple	0	1	5	15	200	1817850	18000	520090	325	19322	11593	0	0	0	0	0	40
41	DeSoto First	0	0	50	196	295	2650000	363692	0	0	27307	27307	441	0	0	0	207	41
42	The Village	0	0	0	250	100	23195	653400	0	0	16737	16737	0	0	0	0	0	42
43	Duncanville First	0	0	250	200	775	12291963	950770	130588	961	120370	120370	0	0	3500	0	2734	43
44	Jubilee	0	0	0	0	10	497130	1500	70000	0	10751	500	0	0	0	0	0	44
45	Duncanville Trinity	2	16	170	0	550	1550000	94006	151555	0	21716	21716	1098	0	0	0	2377	45
46	Chapel Hill	0	0	145	190	6180	3212370	443393	0	0	22454	22454	0	0	0	0	0	46
47	Farmers Branch Christ	0	0	75	98	1100	7202950	643314	483640	0	103142	103142	0	0	0	0	2934	47
48	Webb Chapel	0	0	5	0	200	8988630	41175	0	0	12361	12361	0	0	0	0	0	48
49	God's Kingdom	0	0	0	0	0	200000	5000	0	0	1430	1430	0	0	0	0	0	49
50	Axe Memorial	0	0	15	120	2700	3471040	203326	0	0	28998	28998	0	0	150	0	0	50
51	Buckingham	0	0	114	243	627	2587334	28970	95295	0	22799	22799	0	0	0	0	2210	51
52	Garland First	4	71	1374	1250	7796	7851568	754296	0	0	107661	107661	255	0	0	0	4515	52
53	New World	0	0	0	267	425	3095000	93298	658345	0	26024	23422	0	0	0	0	0	53
54	St. Philip's	0	0	92	0	2000	3960700	86738	704978	0	31495	17089	0	0	0	0	0	54
55	Grand Prairie First	0	0	170	0	3800	7515256	2543448	0	0	50980	50980	1199	0	0	0	213	55

Metro District Table 3 (Continued)

	MISSION AND COMMUNITY MINISTRIES					PROPERTY AND OTHER ASSETS				CONNECTIONAL PROGRAMS						
	Number UMW/M Teams Sent From Local Church	Number Of Persons Sent On UMW/M Teams From Local Church	Number of persons engaged in mission	Number Of Persons Served By Community Ministries For Daycare	Justice And Mercy	Number Of Persons Served By Community Ministries For Outreach, Buildings And Equipment	Market Value Of Other Church-Owned Assets	Debts Secured By Church Physical Assets	Other Debt	Total APPOINTED To Local Church For All Causes Paid To AC Treasurer	Total PAID By Local Church For All Apportioned Causes To AC Treasurer	General Advance Specials Gifts	World Service Special Gifts	Annual Conference Advance Specials	Youth Service Fund	Other Funds For Connectional Mission And Ministry
CHURCH NAME	27a	27b	28	29	30	31	32	33	34	35a	35b	37	38	39	40	41
56 The Woods	0	0	85	250	300	4312650	41626	3332660	0	35010	35010	0	0	200	0	0 56
57 Irving First	1	20	300	56	6942	11878313	470894	0	46884	76172	76172	1087	0	1800	0	285 57
58 Immanuel Korean Fellowship	0	0	0	0	0	0	139744	0	0	0	0	0	0	0	0	0 58
59 Kirkwood	0	0	52	72	191250	2140039	26911	0	0	17211	3442	0	0	0	0	0 59
60 Korean Central	0	0	225	75	155	9421968	330533	4726350	0	107978	107978	0	0	574	0	1240 60
61 Northgate	0	0	72	0	2135	1043662	116871	0	0	17174	6726	104	0	0	0	0 61
62 Oak Haven	0	0	35	40	700	1000000	145000	0	0	7900	7900	0	0	0	0	0 62
63 Plymouth Park	1	10	232	258	1400	5500000	590876	0	27917	103135	103135	2540	0	1000	0	3446 63
64 Lancaster First	0	0	4	0	0	2043000	730788	0	0	19264	19264	0	0	0	0	165 64
65 Mesquite First	0	0	22	120	750	6642440	69848	60118	1000	53928	53928	204	0	0	0	0 65
66 Mesquite St. Marks	0	0	61	41	535	1400000	405000	0	0	15437	15437	0	0	0	0	0 66
67 St. Stephen	0	0	181	44	2115	1572176	101497	0	0	19159	19159	1043	0	0	0	500 67
68 Arapaho	1	50	631	551	2539	7544169	297547	802367	0	85255	85255	800	0	0	0	750 68
69 Faith	0	0	23	0	175	1321873	29889	87877	0	16721	11720	0	0	0	0	0 69
70 Richardson First	3	31	2710	695	3000	35928010	10301495	13370289	0	499690	499690	17758	0	18989	0	24517 70
71 First Korean	1	20	25	0	210	1300000	35000	0	0	12073	12073	0	0	0	0	0 71
72 Seagoville	0	0	24	5	2580	1928500	1900	0	0	6272	200	0	0	0	0	0 72
73 New Covenant	0	0	31	0	510	1500000	51793	146317	0	20096	20096	0	0	0	0	2000 73
74 Schreiber Memorial	0	0	0	0	0	0	0	0	0	30509	30509	0	0	0	0	0 74
75 METRO DISTRICT	0	0	0	0	0	0	0	0	0	0	2183	0	0	0	0	0 75
TOTAL 2016	18	251	25883	61077	570870	514181539	92943226	44138185	823798	5285318	5044269	35854	0	28122	0	111183
TOTAL 2015	12	217	19480	17408	277470	580183921	93066900	40138005	678318	5194932	5013327	79919	0	40647	0	45643
Inc/Dec 2016 over 2015	6	34	6403	43669	293400	-66002382	-123674	4000180	145480	90386	30942	-44065	0	-12525	0	65540

Metro District Table 4

	CONNECTIONAL PROGRAMS										MINISTERIAL SUPPORT						
	Annual Conference Special Sunday Offerings	Benevolences Directly To UM Causes (Not To AC Treasurer)	Benevolences Paid Directly To Non-UM Benevolent And Charitable Causes	Human Relations Day	One Great Hour Of Sharing	Peace With Justice	Native American Ministries	World Communion	UM Student Day	Direct-Billed Clergy Non-Health Benefits (Pension)	Direct-Billed Clergy Health Benefits	Base Compensation To Pastor	Base Compensation To Associate Pastors	Housing And Utilities And/Or Related Allowances - Pastor And Associate(s)	Accountable Reimbursements - Pastor And Associate(s)	Other Cash Allowances (Non-Accountable) - Pastor And Associate(s)	Salary And Benefits For Deacons
CHURCH NAME	42	43	44	45a	45b	45c	45d	45e	45f	46	47	48	49	50	51	52	53
1 Holy Covenant	0	13884	34080	0	0	0	0	0	0	7980	10056	61530	0	7400	3900	0	54114
2 Wesley Korean	0	0	0	0	0	0	0	0	0	7507	10056	49000	0	18000	0	0	0
3 Cedar Hill	0	8600	44932	0	0	0	0	0	0	7744	10056	47131	0	30000	6000	0	0
4 Agape Memorial	444	500	600	353	200	0	377	0	0	0	0	50904	0	8400	700	0	0
5 Camp Wisdom	0	0	0	0	0	0	0	0	0	0	0	31200	0	6000	0	0	0
6 Glen Oaks	0	0	0	0	0	0	0	0	0	0	0	19000	0	6000	0	290	0
7 Casa Emanu-El	0	374	275	55	0	101	95	0	0	7501	10056	46758	0	12000	1732	0	0
8 Casa Linda	0	47216	27203	0	0	0	0	0	0	5911	0	36400	0	25100	0	0	0
9 Christ's Foundry Fellowship	0	0	0	0	0	0	0	0	0	7754	10056	48500	38500	29000	0	0	0
10 Cochran Chapel	0	11831	820	0	0	0	0	0	0	8223	10056	63494	0	24500	0	0	0
11 Cockrell Hill	0	14948	1550	0	0	0	0	0	0	0	0	9068	0	6000	0	0	0
12 Community	0	0	281	70	272	45	97	0	35	2397	3352	46758	0	12000	1991	0	0
13 Elmwood-El Buen Samaritano	56	295	92	270	300	431	50	88	0	7177	10056	46258	0	12000	2373	0	0
14 Dallas First	0	80100	69931	0	0	0	0	0	0	21958	25140	119944	84709	87427	0	0	58343
15 Dallas Grace	0	12640	72597	153	308	142	129	112	151	3841	9603	52000	0	22541	0	0	26537
16 Greenland Hills	0	1317	40447	0	0	0	0	0	0	7258	10056	30950	0	30000	6000	0	0
17 Hamilton Park	0	0	46732	0	0	0	0	0	0	15753	20112	75726	42820	45958	0	9060	0
18 Highland Hills	0	0	0	0	0	0	0	0	0	7486	10056	46258	12000	12500	5000	0	0
19 Highland Park	0	20000	2574397	0	0	0	0	0	0	103194	115644	270000	703117	402921	0	0	259253
20 Kessler Park	0	1183	11968	0	0	0	0	0	0	7515	10056	55125	0	3300	5500	14761	0
21 Lake Highlands	0	3500	40310	0	0	0	0	0	0	22800	30168	64725	97649	56000	32	0	76049
22 Lakewood	0	0	495	0	0	0	0	0	0	8002	10056	58320	0	27443	0	0	0
23 Lovers Lane	0	72739	81432	0	0	0	0	0	0	50111	57822	194522	288059	161001	0	0	89229
24 Northaven	0	34100	41890	0	0	0	0	0	0	7277	10056	73904	0	12759	0	0	0
25 Oak Lawn	50	0	0	0	0	0	0	0	0	7767	10056	55940	5400	27400	0	0	74739
26 Owenwood	0	0	0	0	0	0	0	0	0	0	0	20000	0	10000	0	0	0
27 Pleasant Mound/Urban Park	0	1125	508	0	0	0	0	0	0	5990	10056	46558	0	12000	500	0	0
28 Preston Hollow	0	88364	24939	0	0	0	0	0	0	15970	20112	49040	39258	66600	2710	24810	0
29 Ridgewood Park	0	7126	6779	0	25	0	0	0	0	8488	10056	55135	0	46000	4040	0	0
30 St. Luke "Community"	0	0	130000	0	0	0	0	0	0	24190	30168	77305	90032	86520	2800	16524	0

Metro District Table 4 (Continued)

		CONNECTIONAL PROGRAMS										MINISTERIAL SUPPORT							
		Annual Conference Special Sunday Offerings	Benevolences Directly To UIM Causes (Not To AC Treasurer)	Benevolences Paid Directly To Non-UIM Benevolent And Charitable Causes	Human Relations Day	One Great Hour Of Sharing	Peace With Justice	Native American Ministries	World Communion	UIM Student Day	Direct-Billed Clergy Non-Health Benefits (Pension)	Direct-Billed Clergy Health Benefits	Base Compensation To Pastor	Base Compensation To Associate Pastors	Housing And Utilities And/Or Related Allowances - Pastor And Associate(s)	Accountable Reimbursements - Pastor And Associate(s)	Other Cash Allowances (Non-Accountable) - Pastor And Associate(s)	Salary And Benefits For Deacons	
	CHURCH NAME	42	43	44	45a	45b	45c	45d	45e	45f	46	47	48	49	50	51	52	53	
31	Dallas St. Paul	0	500	25070	0	0	0	0	0	0	3564	5028	44770	0	12000	0	0	0	
32	Spring Valley	0	0	96621	0	0	0	0	0	0	15969	20112	65120	36058	69600	500	0	0	
33	Tyler Street	300	130115	70829	0	0	0	0	0	0	15297	20112	72100	48028	11520	5660	0	0	
34	Umphress Road	163	0	0	173	173	140	194	204	142	7246	10056	43638	0	10620	2000	0	0	
35	University Park	0	647229	104595	0	0	0	0	0	0	31661	40224	136009	156269	54813	10740	0	0	
36	Walnut Hill	530	5918	7185	0	483	0	0	341	185	7596	10056	54248	0	18000	0	0	0	
37	Dallas Warren	0	0	0	0	0	0	0	0	0	0	0	18000	0	15000	0	0	0	
38	Wheatland	0	0	3695	0	0	0	0	0	0	0	0	14302	0	16562	0	1000	0	
39	White Rock	0	137	12545	0	0	0	0	0	0	7080	10056	42825	0	24960	0	0	0	
40	Church of the Disciple	0	0	1597	0	0	0	0	192	0	7449	10056	47454	0	5700	5000	0	0	
41	DeSoto First	0	1833	24669	0	239	0	0	57	54	7873	10056	51157	0	20000	8892	0	0	
42	The Village	0	0	0	0	0	0	0	0	0	7688	10056	37000	19176	28000	3000	13440	0	
43	Duncanville First	776	9094	19430	0	934	0	0	516	0	15135	20112	57948	45541	26152	14000	0	0	
44	Jubilee	0	0	0	0	0	0	0	0	0	0	0	15750	0	13750	1000	0	0	
45	Duncanville Trinity	0	13988	9938	0	0	0	0	0	0	8106	10056	45211	0	24000	8101	0	0	
46	Chapel Hill	0	0	73891	0	0	0	0	0	0	7239	10056	34131	0	26190	2300	0	0	
47	Farmers Branch Christ	0	37176	32041	0	0	0	0	0	0	8768	10056	78546	0	28814	2371	14067	0	
48	Webb Chapel	0	0	873	67	75	0	122	0	0	0	0	7370	0	18350	842	74	0	
49	God's Kingdom	0	0	0	0	0	0	0	0	0	0	0	8840	0	0	100	0	0	
50	Axe Memorial	225	680	21252	0	0	0	0	0	0	7258	10056	48985	0	12000	0	0	0	
51	Buckingham	0	0	8951	0	0	0	0	0	0	8224	10056	59214	0	19200	1500	0	0	
52	Garland First	530	4515	48588	0	0	0	0	0	404	14377	20112	45112	37775	77360	7018	0	46693	
53	New World	0	0	16913	0	0	0	0	0	0	7480	10056	52434	0	16800	817	0	0	
54	St. Philip's	0	0	65166	0	0	0	0	0	0	8340	10056	44240	0	30000	1200	20709	0	
55	Grand Prairie First	0	75245	4486	0	626	0	0	0	0	8431	10056	76095	0	1602	3494	0	0	

Metro District Table 4 (Continued)

	CONNECTIONAL PROGRAMS										MINISTERIAL SUPPORT						
	Annual Conference Special Sunday Offerings	Benevolences Directly To UM Causes (Not To AC Treasurer)	Benevolences Paid Directly To Non-UM Benevolent And Charitable Causes	Human Relations Day	One Great Hour Of Sharing	Peace With Justice	Native American Ministries	World Communion	UM Student Day	Direct-Billed Clergy Non-Health Benefits (Pension)	Direct-Billed Clergy Health Benefits	Base Compensation To Pastor	Base Compensation To Associate Pastors	Housing And Utilities And/Or Related Allowances - Pastor And Associate(s)	Accountable Reimbursements - Pastor And Associate(s)	Other Cash Allowances (Non-Accountable) - Pastor And Associate(s)	Salary And Benefits For Deacons
CHURCH NAME	42	43	44	45a	45b	45c	45d	45e	45f	46	47	48	49	50	51	52	53
56 The Woods	0	0	0	0	0	0	0	0	0	7688	10056	46316	0	20500	8500	0	0
57 Irving First	1400	0	77763	0	0	0	0	188	0	11186	15084	30578	40848	30000	1744	5046	0
58 Immanuel Korean Fellowship	0	0	0	0	0	0	0	0	0	0	0	24000	0	0	0	0	0
59 Kirkwood	0	0	9941	0	0	0	0	0	0	7212	10056	43428	0	13675	1000	0	0
60 Korean Central	0	0	200168	0	0	0	0	0	0	6869	10056	38400	52800	16289	16200	9064	0
61 Northgate	0	0	0	130	157	35	148	37	115	8617	10056	45265	0	5000	0	0	0
62 Oak Haven	0	0	0	0	0	0	0	0	0	4481	3268	13042	0	24954	0	0	0
63 Plymouth Park	0	14886	34868	0	0	0	0	0	0	15770	20112	87165	49858	42360	7671	1363	0
64 Lancaster First	0	0	3000	158	159	290	0	84	315	7213	10056	41637	0	17615	105	0	0
65 Mesquite First	5	8650	25500	0	0	0	0	0	0	7614	10056	59290	0	21413	1151	0	0
66 Mesquite St. Marks	0	0	4538	0	0	0	0	0	0	7192	10056	43758	0	12000	0	0	0
67 St. Stephen	0	0	13870	0	0	0	0	141	0	7189	10056	35858	0	22800	0	0	0
68 Arapaho	0	45486	31686	0	0	0	0	0	0	8718	10056	95600	0	24667	3545	0	0
69 Faith	0	0	0	0	20	0	5	0	0	7374	10056	41116	0	3900	2910	0	0
70 Richardson First	2175	349883	115524	0	2719	0	0	1853	0	60411	70392	154266	258451	248110	0	0	79945
71 First Korean	0	0	20000	0	0	0	0	0	0	7538	10056	36000	0	24000	4000	0	0
72 Seagoville	400	200	6103	0	0	0	0	0	0	0	0	15600	0	2400	2000	0	0
73 New Covenant	0	0	0	0	382	0	0	0	0	7276	10056	43818	0	17742	2000	0	0
74 Schreiber Memorial	0	0	0	0	177	0	0	0	0	0	0	0	0	0	0	0	0
75 METRO DISTRICT	0	0	0	0	0	0	0	0	0	0	0	0	0	0	0	0	0
TOTAL 2016	7054	1765377	4443554	1429	7249	1184	1217	3813	1401	766923	958973	3997089	2146348	2435188	172639	130208	764902
TOTAL 2015	11250	1909149	4122592	1064	5057	1010	1338	3844	1212	772939	840506	4040878	1991054	2397294	186710	131467	694379
Inc/Dec 2016 over 2015	-4196	-143772	320962	365	2192	174	-121	-31	189	-6016	118467	-43789	155294	37894	-14071	-1259	70523

Metro District Table 5

		LOCAL CHURCH EXPENDITURES						RECEIVED FOR ANNUAL BUDGET/SPENDING PLAN								
		Salary And Benefits For All Other Church Staff	Program Expenses	Other Operating Expenses	Principal And Interest On Indebtedness, Loans, Mortgages, Etc.	Capital Expenditures For Building, Improvements, And Major Equipment Purchases	TOTAL AMOUNT PAID BY LOCAL CHURCH ON ALL EXPENDITURES	Number Of Households Giving To Local Church	Amount Received Through Pledges	Amount Received From Non-Pledging, But Identified Givers	Amount Received From Unidentified Givers	Amount Received From Interest and Dividends	Amount Received From Sale of Church Assets	Amount Received Through Building Use Fees, Contributions, And Rentals	Amount Received Through Fundraisers And Other Sources	TOTAL INCOME FOR ANNUAL BUDGET/SPENDING PLAN
	CHURCH NAME	55	56	57	58	59	60	61	62a	62b	62c	62d	62e	62f	62g	62
1	Holy Covenant	176015	30309	88033	27952	13323	548576	170	387470	166069	9540	55	0	2725	44526	610385
2	Wesley Korean	0	23000	30000	125000	2000	278347	55	46000	220000	0	0	0	0	0	266000
3	Cedar Hill	81356	6542	90822	137005	5000	487990	170	0	394042	7600	0	0	31507	0	433149
4	Agape Memorial	18670	5740	35450	4432	0	138622	87	95966	32757	3000	0	0	0	4000	135723
5	Camp Wisdom	36825	5477	18945	0	0	106218	39	88781	4775	1373	0	0	8200	3628	106757
6	Glen Oaks	27420	5210	39689	0	27355	132605	31	62583	453	1714	0	0	65470	2385	132605
7	Casa Emanu-El	16857	3033	17561	0	18240	141059	45	56487	15158	2621	0	0	0	16983	91249
8	Casa Linda	44981	17490	75024	0	19294	303619	127	146159	6267	12408	31	0	32360	10695	207920
9	Christ's Foundry Fellowship	138000	47400	63000	7500	0	389710	424	0	64000	43000	23	0	14200	15600	136823
10	Cochran Chapel	82279	10694	54864	0	5085	304817	154	0	183244	6848	0	0	28116	0	218208
11	Cockrell Hill	6572	9200	37500	0	13100	106669	61	2400	59328	11940	214	0	57201	4957	136040
12	Community	9600	7849	31707	0	0	127660	51	113690	13203	1044	0	0	0	9511	137448
13	Elmwood-El Buen Samaritano	42182	5905	68097	25778	41251	285617	38	59810	99803	6430	0	0	14341	44863	225247
14	Dallas First	1555224	175650	322892	91500	58906	3042798	463	2638388	525156	63712	0	0	4737	0	3231993
15	Dallas Grace	103636	19218	74471	0	81722	510213	200	287577	61150	7469	0	0	41475	187	397858
16	Greenland Hills	101973	8939	64444	73247	14339	418040	258	214652	157176	10547	17	0	10725	5163	398280
17	Hamilton Park	272245	128999	341172	79740	98646	1285616	440	346645	785728	23110	73	0	9972	8120	1173648
18	Highland Hills	51824	15154	56632	3600	0	244112	208	14000	216541	2605	0	0	1172	10321	244639
19	Highland Park	5623890	1107756	1493346	0	2162469	16037061	4515	10810701	3513259	318362	93927	0	52741	1002379	15791369
20	Kessler Park	200517	23553	164933	20400	55731	622014	271	288365	97703	12808	76	0	111673	21558	532183
21	Lake Highlands	406180	174461	114151	140230	23185	1360857	422	869767	527386	23758	710	0	7001	16479	1445101
22	Lakewood	55488	18603	64436	49400	521	318168	89	236465	22989	4791	21	0	20492	0	284758
23	Lovers Lane	1126573	229434	501614	724785	95973	4081315	981	1840377	926268	93500	3632	0	68337	0	2932114
24	Northaven	315224	80216	146203	148427	0	945083	279	753690	23800	60000	31	0	53711	56258	947490
25	Oak Lawn	155480	64187	192995	0	132105	779353	200	253551	91255	13201	63753	0	66593	5380	493733
26	Owenwood	5436	2663	27184	0	0	73600	15	43186	2101	770	6484	0	13660	1350	67551
27	Pleasant Mound/Urban Park	18824	3492	25895	0	6775	142168	20	0	32465	0	0	0	99000	0	131465
28	Preston Hollow	249259	46248	154678	0	938834	1778733	50	101825	19431	8781	105435	0	8781	51242	295495
29	Ridgewood Park	170739	48996	92178	74644	147315	718325	218	274082	180358	9449	0	0	36033	0	499922
30	St. Luke "Community"	912770	372315	458509	163602	85262	2712129	931	0	2926497	108767	6401	400	850	84615	3127530

Metro District Table 5 (Continued)

	LOCAL CHURCH EXPENDITURES						RECEIVED FOR ANNUAL BUDGET/SPENDING PLAN									
	CHURCH NAME	55	56	57	58	59	60	61	62a	62b	62c	62d	62e	62f	62g	62
		Salary And Benefits For All Other Church Staff	Program Expenses	Other Operating Expenses	Principal And Interest On Indebtedness, Loans, Mortgages, Etc.	Capital Expenditures For Building, Improvements, And Major Equipment Purchases	TOTAL AMOUNT PAID BY LOCAL CHURCH ON ALL EXPENDITURES	Number Of Households Giving To Local Church	Amount Received Through Pledges	Amount Received From Non-Pledging But Identified Givers	Amount Received From Unidentified Givers	Amount Received From Interest and Dividends	Amount Received From Sale of Church Assets	Amount Received Through Building Use Fees, Contributions, And Rentals	Amount Received Through Fundraisers And Other Sources	TOTAL INCOME FOR ANNUAL BUDGET/SPENDING PLAN
31	Dallas St. Paul	77910	9351	75502	25602	27000	338439	175	0	401152	8020	0	0	3500	0	412672
32	Spring Valley	398160	49208	105748	39240	40621	963836	229	730238	151232	14481	675	0	63244	10365	970235
33	Tyler Street	289469	23212	156923	8096	108180	1035241	316	610293	146527	12400	260	0	10593	51702	831775
34	Umphress Road	28228	8887	30382	0	2000	160643	75	48586	128915	8500	0	0	200	3590	189791
35	University Park	1162712	116182	222532	592450	66298	3531690	408	1397726	626656	19675	62920	0	36522	0	2143499
36	Walnut Hill	202865	46205	240268	47578	275692	986033	351	473238	66204	8187	0	0	50226	32378	630233
37	Dallas Warren	19200	3500	51023	56500	1100	168323	64	187025	0	0	0	0	0	8500	195525
38	Wheatland	7193	2065	43977	0	77507	175098	44	0	100657	1040	429	0	19200	0	121326
39	White Rock	229147	12624	76110	0	61344	523305	264	393738	0	28208	0	0	27313	5054	454313
40	Church of the Disciple	18000	7282	68837	75600	0	258760	66	145186	80872	5071	9	0	0	23133	254271
41	DeSoto First	88296	17790	82815	0	9724	351410	117	309768	20918	1906	6	0	8880	6000	347478
42	The Village	93145	31122	49306	0	45143	353813	207	0	361120	23410	0	0	0	0	384530
43	Duncanville First	296380	65805	214314	27100	190324	1130165	367	642722	196226	12464	5719	0	5845	0	862976
44	Jubilee	12000	2106	16145	19140	0	80391	76	0	75333	0	0	0	0	0	75333
45	Duncanville Trinity	63626	17271	40170	23940	0	289598	61	232372	30373	7934	0	200	0	0	270879
46	Chapel Hill	61402	13973	39538	0	17239	308413	85	226387	0	4372	8509	0	49145	0	288413
47	Farmers Branch Christ	408087	87271	172291	73745	197964	1257273	362	771974	141329	10940	0	0	0	9500	933743
48	Webb Chapel	26500	2781	60062	0	3533	133010	23	67305	16921	2007	13	0	31375	9410	127031
49	God's Kingdom	0	0	550	0	0	10920	11	12967	0	3074	0	0	300	3000	19341
50	Axe Memorial	79220	18082	84210	0	10173	321289	131	173902	67516	6399	4088	0	1740	17726	271371
51	Buckingham	77078	6356	27650	14760	0	257998	108	158368	85275	3043	0	0	3357	18329	268372
52	Garland First	419820	76344	198738	0	42204	1152021	558	560112	382977	20342	755	0	0	0	964186
53	New World	73246	15067	114884	56160	11214	398493	69	287459	51287	4797	15	0	44313	13655	401526
54	St. Philip's	87871	29899	58301	0	0	372871	198	0	386664	4603	0	0	3317	5431	400015
55	Grand Prairie First	188041	30983	88887	0	14561	554899	88	309907	96221	42579	21572	1800	3700	11949	487728

Metro District Table 5 (Continued)

	LOCAL CHURCH EXPENDITURES						RECEIVED FOR ANNUAL BUDGET/SPENDING PLAN									
	CHURCH NAME	55	56	57	58	59	60	61	62a	62b	62c	62d	62e	62f	62g	62
		Salary And Benefits For All Other Church Staff	Program Expenses	Other Operating Expenses	Principal And Interest On Indebtedness, Loans, Mortgages, Etc.	Capital Expenditures For Building, Improvements, And Major Equipment Purchases	TOTAL AMOUNT PAID BY LOCAL CHURCH ON ALL EXPENDITURES	Number Of Households Giving To Local Church	Amount Received Through Pledges	Amount Received From Non-Pledging But Identified Givers	Amount Received From Undenified Givers	Amount Received From Interest and Dividends	Amount Received From Sale of Church Assets	Amount Received Through Building Use Fees, Contributions, And Rentals	Amount Received Through Fundraisers And Other Sources	TOTAL INCOME FOR ANNUAL BUDGET/SPENDING PLAN
56	The Woods	114577	3030	68124	148516	0	462517	187	0	416184	12451	0	0	20980	4134	453749
57	Irving First	234388	54078	162210	0	23529	767386	279	370945	291992	12630	2720	4000	13471	0	695758
58	Immanuel Korean Fellowship	14200	9840	26800	0	0	74840	45	0	58672	0	0	0	0	3365	62037
59	Kirkwood	67663	4417	41846	0	6801	209481	109	0	144154	6086	0	0	9842	899	160981
60	Korean Central	331012	219783	214258	195085	0	1419776	764	0	1639850	462270	2168	0	0	0	2104288
61	Northgate	50230	517	40387	0	0	167524	56	79879	51561	4142	0	0	12525	4804	152911
62	Oak Haven	7009	1914	29351	0	767	92686	45	0	0	74031	0	0	16040	4934	95005
63	Plymouth Park	243539	147398	172564	0	291235	1238910	201	747208	210013	8310	63	0	7865	21210	994669
64	Lancaster First	70889	355	54687	0	3671	229663	47	0	125035	2440	80000	0	6000	3566	217041
65	Mesquite First	124078	17351	153615	38340	0	521195	273	0	393311	11142	131	0	26400	9297	440281
66	Mesquite St. Marks	35271	4324	46985	0	4845	184406	122	117036	45284	2050	0	0	0	0	164370
67	St. Stephen	67368	2172	35001	0	14356	229513	48	156426	38784	5320	707	16092	930	6756	225015
68	Arapaho	229472	38177	109312	49350	9694	742568	624	488131	93645	21453	1062	0	37780	34503	676574
69	Faith	34300	6015	26141	10680	0	154237	64	116767	42474	4939	0	0	2345	12422	178947
70	Richardson First	1936213	397390	541076	236737	6739614	11755713	2033	4366519	986971	114959	11171	0	13623	0	5493243
71	First Korean	23800	11402	16824	0	15440	181133	51	0	264193	4000	0	0	0	0	268193
72	Seagoville	3088	857	21044	0	0	51892	34	0	36631	12479	0	0	2300	2336	53746
73	New Covenant	52641	10556	50878	16500	0	233945	72	0	218471	11369	0	0	0	0	229840
74	Schreiber Memorial	0	0	0	0	0	30686	0	0	0	0	0	0	0	0	0
75	METRO DISTRICT	0	0	0	0	0	4573	0	0	0	0	0	0	0	0	0
	TOTAL 2016	20053373	4320675	9076691	3652361	12358204	72287670	20519	34214801	20039962	1892671	483875	22492	1393944	1758148	59805893
	TOTAL 2015	18986594	4183832	9217582	7259632	6931999	68866044	20025	34323286	18208079	1635971	201734	44250	1481699	1423945	57318964
	Inc/Dec 2016 over 2015	1066779	136843	-140891	-3607271	5426205	3421626	494	-108485	1831883	256700	282141	-21758	-87755	334203	2486929

Metro District Table 6 (Continued)

	RCVD FOR CAPITAL CAMPAIGNS/SPECIAL PROJECTS					RECEIVED FROM OTHER SOURCES				
	Capital Campaigns	Memorials, Endowments, Bequests	Other Sources & Projects	Received For Specials And Other Directed Benevolences	TOTAL INCOME FOR DESIGNATED CAUSES	Equitable Compensation Funds	Advanced Special, Apportioned And Connectional Funds	Other Grants And Financial Support From Institutional Sources	Total Income From Connectional And Other Sources Outside Church	
CHURCH NAME	63a	63b	63c	63d	63	64a	64b	64c	64	
31 Dallas St. Paul	0	0	0	0	0	0	0	54500	54500	31
32 Spring Valley	0	100	0	0	100	0	0	0	0	32
33 Tyler Street	275	41804	10100	93154	145333	0	0	44072	44072	33
34 Umphress Road	0	0	0	2744	2744	0	0	0	0	34
35 University Park	302360	48707	603375	0	954442	0	24539	0	24539	35
36 Walnut Hill	320	14855	162016	17958	195149	0	0	0	0	36
37 Dallas Warren	0	0	0	0	0	0	0	0	0	37
38 Wheatland	44876	0	0	0	44876	0	0	0	0	38
39 White Rock	0	4010	0	0	4010	0	0	153907	153907	39
40 Church of the Disciple	0	0	0	0	0	0	0	0	0	40
41 DeSoto First	0	7045	0	0	7045	0	0	0	0	41
42 The Village	37597	0	0	0	37597	0	0	0	0	42
43 Duncanville First	83476	6550	0	144276	234302	0	0	0	0	43
44 Jubilee	0	0	0	0	0	0	0	0	0	44
45 Duncanville Trinity	0	2050	15	14118	16183	0	0	18000	18000	45
46 Chapel Hill	0	20000	0	0	20000	0	0	0	0	46
47 Farmers Branch Christ	202250	4140	165458	50699	422547	0	0	0	0	47
48 Webb Chapel	0	24121	0	1557	25678	0	0	0	0	48
49 God's Kingdom	0	0	0	0	0	0	0	0	0	49
50 Axe Memorial	0	5805	43085	0	48890	0	0	0	0	50
51 Buckingham	0	0	0	4140	4140	0	0	0	0	51
52 Garland First	4160	17375	0	0	21535	0	0	0	0	52
53 New World	16580	0	0	12587	29167	0	0	0	0	53
54 St. Philip's	26915	0	0	0	26915	0	0	0	0	54
55 Grand Prairie First	0	14495	0	3818	18313	0	75000	0	75000	55

Metro District Table 6 (Continued)

		RCVD FOR CAPITAL CAMPAIGNS/SPECIAL PROJECTS					RECEIVED FROM OTHER SOURCES				
		Capital Campaigns	Memorials, Endowments, Bequests	Other Sources & Projects	Received For Specials And Other Directed Benevolences	TOTAL INCOME FOR DESIGNATED CAUSES	Equitable Compensation Funds	Advanced Special, Apportioned And Connectional Funds	Other Grants And Financial Support From Institutional Sources	Total Income From Connectional And Other Sources Outside Church	
	CHURCH NAME	63a	63b	63c	63d	63	64a	64b	64c	64	
56	The Woods	14550	2235	0	0	16785	0	0	0	0	56
57	Irving First	0	23582	20609	89350	133541	0	0	0	0	57
58	Immanuel Korean Fellowship	1070	0	10000	0	11070	0	0	0	0	58
59	Kirkwood	0	26642	0	10395	37037	0	0	20000	20000	59
60	Korean Central	0	0	0	0	0	0	0	0	0	60
61	Northgate	0	3651	0	0	3651	0	0	0	0	61
62	Oak Haven	0	425	0	0	425	10755	0	0	10755	62
63	Plymouth Park	111272	10850	0	34599	156721	0	0	0	0	63
64	Lancaster First	0	0	0	0	0	0	0	0	0	64
65	Mesquite First	45449	17972	120	0	63541	0	0	0	0	65
66	Mesquite St. Marks	0	0	0	0	0	2000	0	0	2000	66
67	St. Stephen	0	1190	7049	0	8239	0	0	0	0	67
68	Arapaho	1000	6356	0	45712	53068	0	26979	1400	28379	68
69	Faith	54148	0	0	21173	75321	0	0	154929	154929	69
70	Richardson First	4964709	0	0	307385	5272094	0	0	0	0	70
71	First Korean	0	0	0	0	0	0	0	0	0	71
72	Seagoville	0	0	0	0	0	0	0	0	0	72
73	New Covenant	762	125	4018	2382	7287	0	0	0	0	73
74	Schreiber Memorial	0	0	0	0	0	0	0	0	0	74
75	METRO DISTRICT	0	0	0	0	0	0	0	0	0	75
	TOTAL 2016	15198246	1834412	1116950	1179724	19329332	16513	213840	723836	954189	
	TOTAL 2015	7025440	2265816	8350336	1371459	19013051	2802	356628	529678	889108	
	Inc/Dec 2016 over 2015	8172806	-431404	-7233386	-191735	316281	13711	-142788	194158	65081	

North Central District Table 1

CHURCH MEMBERSHIP																					
		RECEIVED						REMOVED						FULL MEMBERS AT CLOSE OF YEAR							
		Total Professing Members At Close Of Last Year	This Year On Profession Of Christian Faith	Restored By Affirmation	Previous Year's Reporting Errors-Total Professing Membership By Addition	From Other United Methodist Churches	From Other Denominations	Charge Conference Action	Withdrawn	Previous Year's Reporting Errors - Total Professing Membership By Subtraction	Transfer To Other United Methodist Churches	Transfer To Other Denominations	Death	Asian	AA/Black	Hispanic/Latino	Native American	Pacific Islander	White	Multi-Racial	Total Professing Members At Close Of This Year
CHURCH NAME	PASTOR'S NAME	1	2A	2B	2C	3	4	5A	5B	5C	6	7	8	9A	9B	9C	9D	9E	9F	9G	9
1 Creekwood	David Lessner	1044	32	10	0	31	15	10	11	0	3	3	5	2	3	12	0	1	1072	10	1100
2 Allen First	Todd Harris	1986	32	2	0	23	2	0	45	0	9	0	12	2	12	20	1	2	1940	2	1979
3 Suncreek	Barry Hughes	1913	65	0	0	34	17	0	4	0	40	2	3	8	10	24	0	2	1934	2	1980
4 Anna	Rick Williamson	48	0	0	13	1	8	0	0	0	2	0	0	0	0	0	0	0	68	0	68
5 Argyle	Chris Schoolcraft	1233	20	0	0	22	16	0	0	0	13	0	8	4	3	19	0	1	1237	6	1270
6 Aubrey	Joe Gist	54	3	0	1	2	0	0	0	5	0	0	1	0	0	0	0	0	52	2	54
7 Blue Ridge	Daniel A. Gurley	161	15	1	0	4	3	4	4	0	0	3	1	0	0	4	0	0	168	0	172
8 Aldersgate	Lyle Benson	332	8	0	0	5	4	4	0	0	3	1	1	18	5	6	0	0	308	3	340
9 Cambodian Fellowship	Chiv Peter In	62	13	0	0	4	0	0	0	0	0	0	1	78	0	0	0	0	0	0	78
10 Carrollton First	W. Douglas Miller	740	8	2	0	8	15	10	6	0	5	23	6	57	14	13	0	0	628	11	723
11 Celina	John Baldwin	539	0	2	0	36	30	0	0	0	4	0	1	1	4	7	1	0	588	1	602
12 Chambersville	Paige Christian	64	0	0	0	0	0	0	0	0	0	0	2	0	0	0	0	0	62	0	62
13 Cottage Hill	Paige Christian	30	0	0	0	8	0	0	0	0	0	0	1	0	0	2	0	0	35	0	37
14 Copeville: Community	Katie Shockley	36	1	0	0	0	5	0	0	0	1	2	0	0	0	0	0	0	39	0	39
15 Coppell First	Thomas O. Palmer	2324	38	8	0	16	23	166	4	0	12	0	3	36	9	18	0	0	2155	6	2224
16 Corinth: Faith	Rodney Whitfield	365	22	0	0	8	3	0	1	0	0	0	2	2	0	6	1	0	386	0	395
17 Denton Asbury	Emeral Noah	136	1	0	0	4	9	0	0	0	0	2	2	3	4	3	0	0	136	0	146
18 Blue Mound	Joe Foor	83	0	0	0	0	2	0	0	0	0	0	2	0	0	0	0	0	83	0	83
19 Cooper Creek	Katrina M. Klein	78	0	0	0	0	0	0	1	0	0	0	0	0	0	0	0	0	77	0	77
20 Denton First	Don Lee	1751	30	0	0	36	19	0	26	0	15	3	22	6	12	51	3	1	1697	0	1770
21 Denton Trinity	James B. Bowden	490	1	2	0	9	26	0	3	0	2	1	4	4	11	5	0	2	496	0	518
22 Christ Church of North Texas	Duk Kum Kim	99	3	0	0	0	19	10	2	0	0	0	0	106	0	0	0	0	3	0	109
23 Farmersville	Thomas W. Waitschies	386	10	0	0	4	0	0	0	0	1	0	5	0	0	3	1	0	390	0	394
24 Flower Mound	Holly Gotelli	1134	24	3	0	39	22	14	4	0	4	2	4	6	1	15	0	0	1170	2	1194
25 Trietsch Memorial	Daniel Drew Humbert	3371	88	6	0	18	21	669	16	0	20	13	15	16	12	27	0	0	2716	0	2771

North Central District Table 1 (Continued)

CHURCH MEMBERSHIP																					
		RECEIVED						REMOVED						FULL MEMBERS AT CLOSE OF YEAR							
		Total Professing Members At Close Of Last Year	This Year On Profession Of Christian Faith	Restored By Affirmation	Previous Year's Reporting Errors-Total Professing Membership By Addition	From Other United Methodist Churches	From Other Denominations	Charge Conference Action	Withdrawn	Previous Year's Reporting Errors -Total Professing Membership By Subtraction	Transfer To Other United Methodist Churches	Transfer To Other Denominations	Death	Asian	AA/Black	Hispanic/Latino	Native American	Pacific Islander	White	Multi-Racial	Total Professing Members At Close Of This Year
CHURCH NAME	PASTOR'S NAME	1	2A	2B	2C	3	4	5A	5B	5C	6	7	8	9A	9B	9C	9D	9E	9F	9G	9
51 Prosper	Jason McConnell	252	18	3	76	30	11	33	2	0	0	4	2	2	2	6	0	0	336	3	349
52 Rockwall First	Joe C. Pool	2545	76	2	0	81	44	34	4	0	6	3	13	11	16	37	3	4	2593	24	2688
53 Rowlett First	David J Turner	1592	60	6	130	13	6	331	0	0	7	4	8	12	45	80	0	0	1320	0	1457
54 Royse City First	Christopher Everson	407	9	0	0	12	1	0	0	0	6	2	5	0	4	7	0	1	397	7	416
55 Sachse First	Frank Rahm	477	3	0	0	6	2	0	0	0	1	0	2	4	9	7	0	0	464	1	485
56 Pleasant Valley	Deniece Mason	155	5	0	0	0	4	0	0	0	9	2	1	0	0	0	0	0	152	0	152
57 Sanger	Phillip Stobaugh	49	0	0	0	0	0	8	4	0	0	0	0	0	0	0	0	0	37	0	37
58 Stony	Joel Scheller	9	0	0	0	0	0	0	0	0	0	0	0	0	0	0	0	0	9	0	9
59 The Colony First	Marsha Middleton	505	15	0	0	6	12	24	0	0	2	0	6	10	24	34	1	6	431	0	506
60 Fellowship	Edlen O. Cowley	610	4	0	0	13	0	0	34	164	4	0	5	4	5	12	0	1	398	0	420
61 Wylie	Wallace A. Williams	634	21	0	6	20	16	41	8	0	9	2	5	1	30	20	0	4	577	0	632
62 Living Faith	Closed	35	0	0	0	0	0	0	0	0	35	0	0	0	0	0	0	0	0	0	0
63 Elm Ridge	Closed	38	0	0	0	0	0	0	0	0	0	38	0	0	0	0	0	0	0	0	0
64 McKinney Wesley	Closed	186	0	0	0	0	0	0	0	0	186	0	0	0	0	0	0	0	0	0	0
65 NORTH CENTRAL DISTRICT	Ronald Henderson	0	0	0	0	0	0	0	0	0	0	0	0	0	0	0	0	0	0	0	0
TOTAL 2016		57192	1178	132	229	1100	691	1840	327	202	698	166	305	671	534	904	35	56	54531	253	56984
TOTAL 2015		57605	1456	155	4	1030	779	2175	450	197	485	192	338	644	500	903	34	50	54828	233	57192
Inc/Dec 2016 over 2015		-413	-278	-23	225	70	-88	-335	-123	5	213	-26	-33	27	34	1	1	6	-297	20	-208

North Central District Table 2

	CHURCH MEMBERSHIP						CHURCH SCHOOL AND SMALL GROUP MINISTRIES										UMM		UMW	
	Avg Attendance At All Weekly Worship Services	Number Of Persons Baptized This Year (0-12 yrs)	Number Of Persons Baptized This Year (13 yrs-older)	Baptized Members Who Are Not Professing Members	Number Of Other Constituents	Total Enrolled In Confirmation Classes This Year	Children In All Christian Formation Groups And Small Group Ministries	Youth In All Christian Formation Groups And Small Group Ministries	Young Adults In All Christian Formation Groups And Small Group Ministries	Adults In All Christian Formation Groups and Small Group Ministries	Total Christian Formation Participants	Avg Weekly Attendance (all ages) In Sunday School	Participants In Vacation Bible School	Number Of Classes (All Ages) For Learning In Sunday School	Number Of Classes (All Ages) For Learning Other Than Sunday School	Number Of Short-Term Classes And Small Groups (All Ages)	Membership In United Methodist Men	Amount Paid for Projects	Membership In United Methodist Women	Amount Paid For Local Church And Community Work
CHURCH NAME	10	11a	11b	12	13	14	15	16	17	18	19	20	21	22	23	24	25a	25b	26a	26b
1 Creekwood	445	18	5	170	67	32	240	79	5	293	617	294	350	29	20	8	0	0	0	0
2 Allen First	814	6	9	1	234	24	148	111	72	289	620	290	475	57	273	23	38	2000	45	6790
3 Suncreek	555	8	12	262	580	46	1040	211	24	619	1894	366	254	30	24	36	150	19282	64	35000
4 Anna	52	1	0	0	16	0	20	6	4	32	62	27	72	6	3	0	10	200	15	3500
5 Argyle	458	5	8	122	452	10	280	188	6	291	765	205	221	21	18	9	0	0	0	0
6 Aubrey	26	0	0	1	19	0	0	0	1	11	12	10	0	1	0	0	0	0	0	0
7 Blue Ridge	109	2	4	18	23	0	29	15	30	55	129	34	27	5	5	2	20	700	0	733
8 Aldersgate	192	7	1	28	35	8	50	35	0	108	193	145	75	13	6	0	0	0	0	0
9 Cambodian Fellowship	53	2	11	0	0	0	0	0	0	0	0	0	0	6	0	1	10	300	0	0
10 Carrollton First	319	9	10	103	97	6	145	76	27	210	458	252	254	26	15	8	0	0	0	0
12 Celina	231	2	0	5	165	11	103	38	26	131	298	73	88	11	8	1	8	750	15	0
13 Chambersville	22	0	0	6	0	0	1	0	0	13	14	9	0	2	0	1	0	0	0	0
17 Cottage Hill	14	0	0	0	0	0	0	0	0	9	9	0	0	0	0	1	0	0	0	0
14 Copeville: Community	18	0	0	0	4	0	0	0	0	11	11	8	0	1	1	1	0	0	0	0
15 Coppell First	683	11	7	270	479	91	355	317	121	1084	1877	276	222	32	45	35	181	75	90	2650
16 Corinth: Faith	220	10	1	110	165	9	117	80	20	235	452	65	121	8	10	12	0	0	0	0
18 Denton Asbury	90	0	1	2	46	0	2	7	0	55	64	51	30	8	1	3	15	150	22	1000
19 Blue Mound	43	2	0	15	0	0	12	1	0	14	27	12	10	2	2	0	0	0	0	0
20 Cooper Creek	24	0	0	0	8	0	0	9	0	0	9	2	0	1	0	0	0	0	0	0
21 Denton First	772	10	3	178	350	49	297	148	71	375	891	383	247	32	17	13	0	0	90	6510
22 Denton Trinity	275	7	1	120	47	0	63	21	9	181	274	142	85	10	15	7	13	161	0	0
23 Christ Church of North Texas	75	0	5	0	0	0	12	12	8	7	39	75	30	4	0	5	18	500	29	500
24 Farmersville	110	1	2	8	41	0	65	18	5	68	156	45	78	5	6	2	26	520	27	3448
25 Flower Mound	465	13	5	247	480	44	487	153	36	598	1274	201	190	21	32	21	0	0	172	3300
26 Trietsch Memorial	1102	33	7	22	1000	72	216	502	16	1138	1872	304	613	33	35	61	200	22618	0	0

North Central District Table 2 (Continued)

		CHURCH MEMBERSHIP					CHURCH SCHOOL AND SMALL GROUP MINISTRIES										UMM		UMW		
		Avg Attendance At All Weekly Worship Services	Number Of Persons Baptized This Year (0-12 yrs)	Number Of Persons Baptized This Year (13 yrs-older)	Baptized Members Who Are Not Professing Members	Number Of Other Constituents	Total Enrolled In Confirmation Classes This Year	Children In All Christian Formation Groups And Small Group Ministries	Youth In All Christian Formation Groups And Small Group Ministries	Young Adults In All Christian Formation Groups And Small Group Ministries	Adults In All Christian Formation Groups and Small Group Ministries	Total Christian Formation Participants	Avg Weekly Attendance (all ages) In Sunday School	Participants In Vacation Bible School	Number Of Classes (All Ages) For Learning In Sunday School	Number Of Classes (All Ages) For Learning Other Than Sunday School	Number Of Short-Term Classes And Small Groups (All Ages)	Membership In United Methodist Men	Amount Paid for Projects	Membership In United Methodist Women	Amount Paid For Local Church And Community Work
	CHURCH NAME	10	11a	11b	12	13	14	15	16	17	18	19	20	21	22	23	24	25a	25b	26a	26b
26	Forney	232	9	3	72	170	0	65	25	15	237	342	135	160	16	13	9	25	0	80	7708
27	Frisco First	610	29	6	285	242	27	362	55	12	356	785	398	354	42	7	37	12	0	117	7413
28	Grace Avenue	990	32	13	554	589	45	731	486	177	385	1779	426	1250	32	38	52	0	0	0	27
29	Cross Way	117	1	1	0	0	7	27	16	9	49	101	18	67	2	1	5	0	0	0	0
30	Cornerstone	90	0	1	0	40	3	10	15	6	82	113	50	53	5	6	2	21	500	0	0
31	Heath	92	0	0	50	20	1	12	6	3	30	51	42	38	7	5	5	0	0	0	0
32	Justin	177	4	2	2	0	8	25	70	17	91	203	90	112	6	7	2	0	0	0	0
33	Krum First	72	2	0	2	20	0	15	6	0	44	65	15	45	5	1	1	3	0	5	0
34	Lake Cities	174	3	0	3	48	4	26	23	0	74	123	28	116	7	3	4	7	200	37	5350
35	Chinn's Chapel	61	1	0	0	105	0	9	12	12	44	77	10	0	2	4	6	0	0	0	0
36	Lewisville First	496	4	10	71	42	5	286	47	28	452	813	283	379	21	18	15	0	0	28	1250
37	Vista Ridge	252	9	4	9	90	8	57	25	16	133	231	111	295	12	11	5	0	0	0	0
38	Button Memorial	73	3	0	0	31	0	25	18	5	34	82	25	26	6	5	5	21	1580	18	1120
39	Oak Grove	59	0	0	21	45	0	6	1	5	45	57	21	45	4	4	3	0	0	10	1600
40	Good Shepherd	59	2	0	4	91	0	11	4	0	38	53	16	40	2	3	2	0	0	19	1932
41	McKinney First	1775	70	11	765	271	85	827	508	70	1115	2520	532	500	41	15	18	0	0	41	4982
42	Stonebridge	523	15	1	504	1548	0	155	80	36	363	634	136	410	12	10	14	0	0	0	0
43	Pilot Point	54	0	0	2	18	0	8	5	0	14	27	21	30	4	2	0	0	0	0	0
44	Plano Christ	1907	49	12	1273	698	55	1556	872	191	1688	4307	777	782	71	37	43	200	500	348	0
45	Custer Road	1344	38	10	711	375	0	297	866	80	2533	3776	728	437	75	57	39	15	0	63	8191
46	Plano First	789	13	3	221	91	32	650	90	16	1325	2081	392	425	58	39	40	60	7600	276	3600
47	St. Andrew	1794	60	7	2055	6925	72	605	602	108	825	2140	705	433	68	71	54	40	53500	92	15712
48	Pleasant Grove	20	0	1	0	4	6	8	6	4	8	26	5	0	1	0	0	0	0	0	0
49	Verona	6	0	0	0	0	0	0	0	0	0	0	0	0	0	0	0	0	0	0	0
50	Ponder	85	1	0	54	0	0	13	7	8	25	53	25	85	2	6	2	0	0	0	0

North Central District Table 2 (Continued)

		CHURCH MEMBERSHIP						CHURCH SCHOOL AND SMALL GROUP MINISTRIES													UMM		UMW	
		Avg Attendance At All Weekly Worship Services	Number Of Persons Baptized This Year (0-12 yrs)	Number Of Persons Baptized This Year (13 yrs-older)	Baptized Members Who Are Not Professing Members	Number Of Other Constituents	Total Enrolled In Confirmation Classes This Year	Children In All Christian Formation Groups And Small Group Ministries	Youth In All Christian Formation Groups And Small Group Ministries	Young Adults In All Christian Formation Groups And Small Group Ministries	Adults In All Christian Formation Groups and Small Group Ministries	Total Christian Formation Participants	Avg Weekly Attendance (all ages) In Sunday School	Participants In Vacation Bible School	Number Of Classes (All Ages) For Learning In Sunday School	Number Of Classes (All Ages) For Learning Other Than Sunday School	Number Of Short-Term Classes And Small Groups (All Ages)	Membership In United Methodist Men	Amount Paid for Projects	Membership In United Methodist Women	Amount Paid For Local Church And Community Work			
	CHURCH NAME	10	11a	11b	12	13	14	15	16	17	18	19	20	21	22	23	24	25a	25b	26a	26b			
51	Prosper	276	4	0	105	598	17	63	60	22	141	286	130	125	10	5	7	0	0	37	1650			
52	Rockwall First	1017	23	24	544	806	49	805	275	52	825	1957	397	530	27	29	21	0	0	0	0			
53	Rowlett First	580	8	2	275	100	22	430	175	25	540	1170	375	385	32	16	42	42	12602	150	5333			
54	Royse City First	176	5	0	58	44	5	35	18	5	89	147	78	50	10	3	3	0	0	24	422			
55	Sachse First	161	4	0	56	58	11	52	42	18	195	307	30	80	11	3	4	25	250	60	2890			
56	Pleasant Valley	64	1	0	0	20	0	6	5	7	35	53	29	27	4	4	2	0	0	10	500			
57	Sanger	31	0	0	0	11	0	0	0	0	1	1	1	0	1	0	0	0	0	6	800			
58	Stony	17	0	1	0	15	0	5	1	1	11	18	6	0	1	0	2	0	0	0	0			
59	The Colony First	228	4	2	56	100	0	47	35	12	175	269	83	69	11	3	8	12	1500	74	8713			
60	Fellowship	356	12	0	77	410	25	72	34	12	304	422	120	395	22	6	97	0	0	0	0			
61	Wylie	323	11	1	90	152	28	78	28	1	90	197	185	242	26	17	13	24	9803	40	888			
62	Living Faith	20	0	0	0	0	0	0	0	0	0	0	0	0	0	0	0	0	0	0	0			
63	Elm Ridge	22	0	0	0	0	0	0	0	0	0	0	0	0	0	0	0	0	0	0	0			
64	McKinney Wesley	80	0	0	0	0	0	0	0	0	0	0	0	0	0	0	0	0	0	0	0			
65	NORTH CENTRAL DISTRICT	0	0	0	0	0	0	0	0	0	0	0	0	0	0	0	0	0	0	0	0			
	TOTAL 2016	22369	564	207	9607	18085	917	11061	6545	1454	18223	37283	9692	11427	1020	985	812	1196	135291	2104	143485			
	TOTAL 2015	22561	552	296	9696	15478	1163	12264	6541	1712	19650	40167	10301	11866	1092	1077	804	1027	165805	2308	117433			
	Inc/Dec 2016 over 2015	-192	12	-89	-89	2607	-246	-1203	4	-258	-1427	-2884	-609	-439	-72	-92	8	169	-30514	-204	26052			

North Central District Table 3

	MISSION AND COMMUNITY MINISTRIES					PROPERTY AND OTHER ASSETS				CONNECTIONAL PROGRAMS						
	Number UM/V/M Teams Sent From Local Church	Number Of Persons Sent On UM/V/M Teams From Local Church	Number of persons engaged in mission	Number Of Persons Served By Community Ministries For Daycare	Number Of Persons Served By Community Ministries For Outreach, Justice And Mercy	Market Value Of Church-Owned Land, Buildings And Equipment	Market Value Of Other Church-Owned Assets	Debts Secured By Church Physical Assets	Other Debt	Total APPOINTED To Local Church For All Causes Paid To AC Treasurer	Total PAID By Local Church For All Apportioned Causes To AC Treasurer	General Advance Specials Gifts	World Service Special Gifts	Annual Conference Advance Specials	Youth Service Fund	Other Funds For Connectional Mission And Ministry
CHURCH NAME	27a	27b	28	29	30	31	32	33	34	35a	35b	37	38	39	40	41
1 Creekwood	1	13	625	179	16000	6735000	430000	2044858	0	88873	88873	0	0	0	0	4490
2 Allen First	6	43	1948	148	1584	7250000	1500000	1886908	0	177057	177057	11323	0	0	0	2984
3 Suncreek	8	278	1250	250	4400	5341861	235159	3351121	0	125171	125171	0	0	0	0	8190
4 Anna	0	0	28	27	400	433700	57557	0	0	8747	8747	0	0	0	0	0
5 Argyle	0	0	547	140	2391	6284762	356272	4142632	0	137134	25011	0	0	0	0	0
6 Aubrey	0	0	0	0	0	441000	7431	0	0	3416	3416	0	0	0	0	0
7 Blue Ridge	0	0	75	30	600	2919230	84545	1055737	0	15624	15624	0	0	0	0	0
8 Aldersgate	1	2	30	10	90	5084148	170078	2041588	0	34359	34359	0	0	0	0	0
9 Cambodian Fellowship	0	0	4	0	0	475000	34672	47621	0	0	0	0	0	0	0	0
10 Carrollton First	2	7	52	248	2301	14608762	1025019	6325763	0	106620	56620	0	0	0	0	285
11 Celina	0	0	110	700	800	7500000	500000	4750000	0	44820	44820	0	0	0	0	0
12 Chambersville	0	0	25	5	15	650000	94000	0	0	5253	5253	0	0	0	0	0
13 Cottage Hill	0	0	6	1	200	200000	54783	0	0	2074	2074	0	0	0	0	0
14 Copeville: Community	0	0	17	0	276	400000	159970	0	0	1785	1785	0	0	1458	0	0
15 Coppell First	1	9	699	191	3824	12718061	845811	3558564	8433	219099	219099	0	0	0	0	3612
16 Corinth: Faith	1	8	981	73	2982	3125000	34919	2927322	0	43963	10000	0	0	0	0	0
17 Denton Asbury	0	0	32	100	3600	2309878	46836	661617	431	24686	6588	0	0	0	0	0
18 Blue Mound	0	0	45	0	900	1178535	356105	0	0	7692	7692	260	0	0	0	95
19 Cooper Creek	0	0	45	0	20	310000	5737	0	0	3122	3122	0	0	0	0	0
20 Denton First	0	0	800	250	5000	22261000	777173	1243050	961680	161327	161327	4533	0	0	0	671
21 Denton Trinity	0	0	120	270	530	2000000	240000	649000	0	42771	42771	0	0	0	0	1111
22 Christ Church of North Texas	1	3	5	1	12	3000000	500100	646600	0	9467	400	0	0	0	0	0
23 Farmersville	0	0	16	14	244	2071000	90940	0	0	25779	25779	1600	0	0	0	600
24 Flower Mound	1	27	1144	793	10436	5520874	3388010	3465967	0	92924	92924	1494	0	0	0	2738
25 Trietsch Memorial	0	0	1100	1560	2800	19659441	364183	6282924	100000	303625	273263	5278	0	0	0	9552

North Central District Table 3 (Continued)

	MISSION AND COMMUNITY MINISTRIES					PROPERTY AND OTHER ASSETS				CONNECTIONAL PROGRAMS						
	Number UMM/IM Teams Sent From Local Church	Number Of Persons Sent On UMM/IM Teams From Local Church	Number of persons engaged in mission	Number Of Persons Served By Community Ministries For Daycare	Number Of Persons Served By Community Ministries For Outreach, Justice And Mercy	Market Value Of Church-Owned Land, Buildings And Equipment	Market Value Of Other Church-Owned Assets	Debts Secured By Church Physical Assets	Other Debt	Total APPORTIONED To Local Church For All Causes Paid To AC Treasurer	Total PAID By Local Church For All Apportioned Causes To AC Treasurer	General Advance Specials Gifts	World Service Special Gifts	Annual Conference Advance Specials	Youth Service Fund	Other Funds For Connectional Mission And Ministry
CHURCH NAME	27a	27b	28	29	30	31	32	33	34	35a	35b	37	38	39	40	41
26 Forney	0	0	95	265	1100	3680000	42000	486730	0	34227	34227	376	0	0	0	1000
27 Frisco First	0	0	974	1954	8163	13323837	501465	5549680	0	129294	129294	0	0	0	0	1615
28 Grace Avenue	1	6	1113	1688	1365	11919082	237395	8202921	124986	195853	195853	10000	0	0	0	1700
29 Cross Way	0	0	72	68	2000	0	44442	0	0	0	0	0	0	0	0	0
30 Cornerstone	0	0	85	203	152	2082049	67260	658190	0	18518	18518	0	0	0	0	90
31 Heath	0	0	35	55	1000	2700000	174262	45099	0	39226	39226	0	0	0	0	0
32 Justin	0	0	75	150	450	699186	67313	0	0	33193	33193	0	0	0	0	0
33 Krum First	0	0	3	120	450	1397540	106941	725614	0	22851	22851	0	0	0	0	0
34 Lake Cities	1	4	29	62	1252	2305653	116265	322671	0	37139	37139	0	0	0	0	125
35 Chinn's Chapel	0	0	39	55	90	557369	63827	0	0	8627	8627	0	0	0	0	1681
36 Lewisville First	0	0	250	473	6011	7122840	182649	12365	0	92912	92912	3250	0	0	0	0
37 Vista Ridge	1	25	346	75	2800	3852922	207241	616484	0	60571	60571	301	0	0	0	71
38 Button Memorial	0	0	82	76	2218	1486490	92206	252832	0	14590	14590	0	0	0	0	0
39 Oak Grove	0	0	47	20	600	650000	471000	0	0	10140	10140	0	0	133	0	278
40 Good Shepherd	0	0	65	393	1441	1605500	36526	0	0	14765	14765	3173	0	0	0	845
41 McKinney First	1	13	260	1150	1280	14700642	1585186	3908045	0	242119	242119	28353	0	1500	0	38568
42 Stonebridge	0	0	525	1789	2760	6820041	488353	426195	0	159674	100000	36	0	0	0	1166
43 Pilot Point	0	0	18	0	50	837000	18814	10743	0	10429	10429	0	0	0	0	680
44 Plano Christ	4	80	7200	4772	7750	24582933	3278569	9980907	0	350953	350953	6875	0	0	0	1529
45 Custer Road	0	0	2400	316	9500	23200000	3335809	52198	0	382351	382351	200	0	0	0	760
46 Plano First	1	6	304	1500	3500	13628838	760665	4650686	0	173779	173779	4295	0	0	0	1950
47 St. Andrew	0	0	3800	4987	31991	26000000	5544373	7810000	0	381609	381609	252	0	0	0	92846
48 Pleasant Grove	0	0	4	0	3	50000	3001	0	0	614	614	0	0	0	0	0
49 Verona	0	0	2	0	3	50000	6346	0	0	842	842	0	0	0	0	0
50 Ponder	0	0	15	0	125	660000	19102	293337	0	8045	8045	0	0	0	0	0

North Central District Table 3 (Continued)

	MISSION AND COMMUNITY MINISTRIES					PROPERTY AND OTHER ASSETS				CONNECTIONAL PROGRAMS						
	Number UMVIM Teams Sent From Local Church	Number Of Persons Sent On UMVIM Teams From Local Church	Number of persons engaged in mission	Number Of Persons Served By Community Ministries For Daycare	Number Of Persons Served By Community Ministries For Outreach, Justice, And Mercy	Market Value Of Church-Owned Land, Buildings And Equipment	Market Value Of Other Church-Owned Assets	Debts Secured By Church Physical Assets	Other Debt	Total APPORTIONED To Local Church For All Causes Paid To AC Treasurer	Total PAID By Local Church For All Apportioned Causes To AC Treasurer	General Advance Specials Gifts	World Service Special Gifts	Annual Conference Advance Specials	Youth Service Fund	Other Funds For Connectional Mission And Ministry
CHURCH NAME	27a	27b	28	29	30	31	32	33	34	35a	35b	37	38	39	40	41
51 Prosper	0	0	312	238	650	1600100	13598164	340943	0	33653	33653	1060	0	0	0	10163
52 Rockwall First	5	262	645	521	5655	20037599	999981	5012213	0	190243	190243	1091	0	822	0	8542
53 Rowlett First	0	0	425	350	1000	4050000	261167	2717246	0	104433	104433	0	0	0	0	0
54 Royse City First	0	0	125	0	1075	3408010	2555576	18682	0	34563	34563	350	0	0	0	2699
55 Sachse First	0	0	375	18	120	3163409	155735	567276	4000	40505	40505	0	0	0	0	700
56 Pleasant Valley	0	0	75	0	1000	550000	250000	0	0	8476	8476	0	0	0	0	0
57 Sanger	0	0	37	0	500	828862	83951	0	0	4911	4911	0	0	89	0	350
58 Stony	0	0	0	0	0	169638	17509	0	0	1052	1052	75	0	118	0	0
59 The Colony First	0	0	86	60	1012	2038573	74295	241480	0	45206	45206	100	0	0	0	120
60 Fellowship	0	0	180	230	350	3250080	281073	879721	0	58592	58592	13062	0	0	0	5450
61 Wylie	0	0	432	342	2128	3600000	813104	1611996	0	64951	64951	365	0	0	0	2017
62 Living Faith	0	0	0	0	0	0	0	0	0	0	0	0	0	0	0	0
63 Elm Ridge	0	0	0	0	0	0	0	0	0	2563	0	0	0	0	0	0
64 McKinney Wesley	0	0	0	0	0	0	0	0	0	24009	10018	0	0	0	0	0
65 NORTH CENTRAL DISTRICT	0	0	0	0	0	0	0	0	0	0	1665	0	0	0	0	0
TOTAL 2016	36	786	30234	26920	158949	339085445	47900865	100475526	1199530	4720866	4392690	97702	0	4120	0	209273
TOTAL 2015	34	633	30787	22686	153818	328557872	41699493	148304455	2053181	4613861	4225634	128036	0	4024	0	30301
Inc/Dec 2016 over 2015	2	153	-553	4234	5131	10527573	6201372	-47828929	-853651	107005	167056	-30334	0	96	0	178972

North Central District Table 4

	CONNECTIONAL PROGRAMS										MINISTERIAL SUPPORT						
	Annual Conference Special Sunday Offerings	Benevolences Directly To UM Causes (Not To AC Treasurer)	Benevolences Paid Directly To Non-UM Benevolent And Charitable Causes	Human Relations Day	One Great Hour Of Sharing	Peace With Justice	Native American Ministries	World Communion	UM Student Day	Direct-Billed Clergy Non-Health Benefits (Pension)	Direct-Billed Clergy Health Benefits	Base Compensation To Pastor	Base Compensation To Associate Pastors	Housing And Utilities And/Or Related Allowances - Pastor And Associate(s)	Accountable Reimbursements - Pastor And Associate(s)	Other Cash Allowances (Non-Accountable) - Pastor And Associate(s)	Salary And Benefits For Deacons
CHURCH NAME	42	43	44	45a	45b	45c	45d	45e	45f	46	47	48	49	50	51	52	53
1 Creekwood	0	7733	117219	0	0	0	0	0	0	7771	10056	54837	0	23500	0	0	0 1
2 Allen First	0	129497	66548	0	0	0	0	0	0	23792	30168	76063	58763	124333	6217	42588	82877 2
3 Suncreek	0	2521	92531	0	0	0	0	0	0	9264	10056	90546	25464	37870	3055	0	0 3
4 Anna	0	0	3205	0	0	0	0	0	0	0	0	10000	0	16000	0	0	0 4
5 Argyle	500	3595	80021	150	1100	150	100	300	200	9175	10056	86506	0	40000	2400	0	75375 5
6 Aubrey	200	0	0	0	0	0	0	0	0	3555	0	4608	0	23923	0	0	0 6
7 Blue Ridge	0	0	9796	0	0	0	0	0	0	7682	10056	54075	0	9292	6000	0	0 7
8 Aldersgate	0	0	1500	0	0	0	0	0	0	7149	10056	42835	0	28000	0	0	0 8
9 Cambodian Fellowship	0	0	0	0	0	0	0	0	0	0	0	0	0	10000	0	0	0 9
10 Carrollton First	0	0	216585	0	125	0	150	633	0	16946	20112	98466	51825	73875	11126	0	0 10
11 Celina	0	3000	0	0	0	0	0	0	0	7535	10056	42499	7500	36313	6860	8640	0 11
12 Chambersville	0	0	3828	0	0	0	0	0	0	879	0	5000	0	7500	0	0	0 12
13 Cottage Hill	0	0	294	0	0	0	0	0	0	880	0	4870	0	7090	0	0	0 13
14 Copeville: Community	0	0	1217	0	0	0	0	0	0	0	0	833	0	13330	0	0	0 14
15 Coppell First	0	15673	192375	0	0	0	0	0	0	17089	20112	93108	42593	72171	0	0	0 15
16 Corinth: Faith	0	18934	9976	0	0	0	0	0	0	7901	10056	59900	0	22500	750	0	0 16
17 Denton Asbury	0	0	0	0	0	0	0	0	0	7904	10056	58550	0	24000	0	0	0 17
18 Blue Mound	365	0	1460	0	0	0	0	0	0	0	0	23129	0	0	3600	0	0 18
19 Cooper Creek	0	0	0	0	0	0	0	0	0	0	0	600	0	14400	0	0	0 19
20 Denton First	0	408586	113193	0	0	0	40	0	0	29842	38498	90612	126615	100561	9305	0	0 20
21 Denton Trinity	0	1153	28640	0	1902	0	0	0	25	8208	10056	52530	0	27332	13000	0	0 21
22 Christ Church of North Texas	0	0	0	0	0	0	0	0	0	0	0	35000	0	0	0	0	0 22
23 Farmersville	0	0	0	0	0	0	0	0	0	7984	10056	60180	0	24498	0	1620	0 23
24 Flower Mound	0	19956	43431	0	520	0	0	958	0	18828	20112	50534	58476	65096	5585	0	0 24
25 Trietsch Memorial	0	13340	247380	0	0	0	0	0	0	21181	25140	120176	59006	74436	4480	0	240670 25

North Central District Table 4 (Continued)

	CONNECTIONAL PROGRAMS										MINISTERIAL PROGRAMS							
	Annual Conference Special Sunday Offerings	Benevolences Directly To UM Causes (Not To AC Treasurer)	Benevolences Paid Directly To Non-UM Benevolent And Charitable Causes	Human Relations Day	One Great Hour Of Sharing	Peace With Justice	Native American Ministries	World Communion	UM Student Day	Direct-Billed Clergy Non-Health Benefits (Pension)	Direct-Billed Clergy Health Benefits	Base Compensation To Pastor	Base Compensation To Associate Pastors	Housing And Utilities And/O- Related Allowances - Pastor And Associate(s)	Accountable Reimbursements - Pastor And Associate(s)	Other Cash Allowances (Non-Accountable) - Pastor And Associate(s)	Salary And Benefits For Deacons	
	42	43	44	45a	45b	45c	45d	45e	45f	46	47	48	49	50	51	52	53	
26 Forney	0	2068	2066	0	0	0	0	0	0	8556	10056	53072	0	26410	6584	0	0	
27 Frisco First	12072	906	91738	0	22	0	0	0	0	24173	30168	91872	106223	87193	4004	0	0	
28 Grace Avenue	0	24920	24732	0	0	0	0	0	0	23459	30168	84499	146780	47500	0	4020	90160	
29 Cross Way	0	0	0	0	0	0	0	0	0	7851	10056	52492	0	29238	0	0	0	
30 Cornerstone	0	672	1095	0	0	0	0	0	0	7334	10056	48628	0	16000	2000	0	0	
31 Heath	0	0	26503	0	0	0	0	0	0	7855	10056	64800	0	7041	2453	0	0	
32 Justin	0	0	0	0	0	0	0	0	0	8426	10056	48104	0	24000	4000	0	0	
33 Krum First	0	0	2406	0	0	0	0	0	0	0	0	5000	0	10000	0	0	0	
34 Lake Cities	0	340	9393	0	0	0	0	0	0	7291	10056	34201	16167	45573	1649	0	0	
35 Chinn's Chapel	0	1082	1494	0	0	0	0	0	0	9674	10056	29000	0	28000	5000	0	0	
36 Lewisville First	0	0	334939	0	0	0	0	0	0	17485	20112	87719	48986	47100	5470	0	0	
37 Vista Ridge	0	0	30270	0	0	0	0	0	0	8987	10056	43119	0	37000	4909	12903	0	
38 Button Memorial	0	0	13784	0	0	0	0	0	0	5429	10056	34285	0	33517	0	0	0	
39 Oak Grove	0	866	3257	0	0	0	0	0	0	6353	8544	28786	0	28856	1292	0	0	
40 Good Shepherd	0	6871	4310	30	0	232	0	130	0	7321	10056	40225	0	24000	2500	0	0	
41 McKinney First	0	272881	244878	0	3276	0	0	0	0	43038	55308	92772	169094	151222	38024	40864	155829	
42 Stonebridge	0	0	88296	0	0	0	0	0	0	25032	22626	89600	95885	98478	15064	0	0	
43 Pilot Point	0	0	2185	0	0	0	0	0	0	6950	10056	40258	0	2985	1832	192	0	
44 Plano Christ	0	25631	915912	0	0	0	0	0	0	41303	50280	131600	150121	128300	0	9060	0	
45 Custer Road	0	56734	119007	0	500	0	0	0	0	29085	40224	83502	127691	156143	13388	22680	138821	
46 Plano First	300	9505	41578	0	0	0	0	0	0	26596	25140	114734	94933	107000	6747	0	0	
47 St. Andrew	0	12288	950543	0	0	0	0	0	0	46050	50280	203200	248573	182500	4000	45993	0	
48 Pleasant Grove	0	0	0	0	0	0	0	0	0	0	0	5720	0	0	0	0	0	
49 Verona	0	0	0	0	0	0	0	0	0	0	0	6500	0	0	0	0	0	
50 Ponder	0	0	5825	0	0	0	0	0	0	0	0	12500	0	16000	0	12000	0	

North Central District Table 4 (Continued)

		CONNECTIONAL PROGRAMS									MINISTERIAL SUPPORT								
		42	43	44	45a	45b	45c	45d	45e	45f	46	47	48	49	50	51	52	53	
	CHURCH NAME	42	43	44	45a	45b	45c	45d	45e	45f	46	47	48	49	50	51	52	53	
51	Prosper	0	81451	18599	0	510	0	0	343	0	7867	10056	60000	0	10810	5000	0	0	
52	Rockwall First	794	39678	138318	0	0	0	0	0	0	16866	20112	101949	35522	25800	20923	9060	239482	
53	Rowlett First	0	5250	381425	0	0	0	0	0	0	10889	15084	68178	32931	68250	556	6215	0	
54	Royse City First	0	0	9822	0	0	0	0	0	0	7516	10056	47868	0	24000	5583	0	0	
55	Sachse First	0	0	3408	0	0	0	0	0	0	7585	10056	38835	0	33000	0	815	0	
56	Pleasant Valley	0	26365	2000	0	0	0	0	0	0	9244	10056	26457	0	17850	0	0	0	
57	Sanger	0	0	4984	0	0	0	0	0	0	0	0	10314	0	4686	367	0	0	
58	Stony	0	0	0	0	0	0	0	0	0	0	0	0	0	14200	0	0	0	
59	The Colony First	100	0	45722	0	283	0	0	300	0	7679	10056	48000	20000	28000	5035	0	0	
60	Fellowship	7320	0	0	131	145	0	158	116	155	10907	10056	61541	13317	38050	1343	14076	0	
61	Wylie	0	452	19086	0	97	0	0	0	0	14624	20112	56444	42443	28000	4283	0	0	
62	Living Faith	0	0	0	0	0	0	0	0	0	0	0	0	0	0	0	0	0	
63	Elm Ridge	0	0	0	0	0	0	0	0	0	0	0	0	0	0	0	0	0	
64	McKinney Wesley	0	0	0	0	0	0	0	0	0	0	0	0	0	0	0	0	0	
65	NORTH CENTRAL DISTRICT	0	0	0	0	0	0	0	0	0	0	0	0	0	0	0	0	0	
TOTAL 2016		21651	1191948	4766774	311	8480	382	448	2780	380	674990	813812	3261231	1778908	2502722	234384	230726	1023214	
TOTAL 2015		15213	1480870	4308836	427	10407	200	464	1412	506	657973	709569	3232744	1751697	2443084	265228	236264	953222	
Inc/Dec 2016 over 2015		6438	-288922	457938	-116	-1927	182	-16	1368	-126	17017	104243	28487	27211	59638	-30844	-5538	69992	

North Central District Table 5

		LOCAL CHURCH EXPENDITURES						RECEIVED FOR ANNUAL BUDGET/SPENDING PLAN								
		Salary And Benefits For All Other Church Staff	Program Expenses	Other Operating Expenses	Principal And Interest On Indebtedness, Loans, Mortgages, Etc.	Capital Expenditures For Building, Improvements, And Major Equipment Purchases	TOTAL AMOUNT PAID BY LOCAL CHURCH ON ALL EXPENDITURES	Number Of Households Giving To Local Church	Amount Received Through Pledges	Amount Received From Non-Pledging, But Identified Givers	Amount Received From Undenitified Givers	Amount Received From Interest and Dividends	Amount Received From Sale of Church Assets	Amount Received Through Building Use Fees, Contributions, And Rentals	Amount Received Through Fundraisers And Other Sources	TOTAL INCOME FOR ANNUAL BUDGET/SPENDING PLAN
	CHURCH NAME	55	56	57	58	59	60	61	62a	62b	62c	62d	62e	62f	62g	62
1	Creekwood	437125	62333	139123	211030	83954	1248044	545	704870	427048	25839		0	0	0	1157757
2	Allen First	623464	95468	246615	197797	40453	2036007	723	1390034	431977	22884	0	0	100458	0	1945353
3	Suncreek	440888	66533	196882	306480	83553	1499004	610	883934	312461	22518	0	0	63896	28223	1311032
4	Anna	20822	7298	29288	0	27519	122879	47	0	89705	8430	0	0	4400	0	102535
5	Argyle	622124	105733	244210	624901	15687	1947294	549	189875	1228094	23620	1819	4000	725	27964	1476097
6	Aubrey	4211	1326	8717	0	0	49956	38	35360	11951	6470	0	0	0	1484	55265
7	Blue Ridge	36206	13624	46714	0	10466	219535	41	0	238521	11752	68	0	0	0	250341
8	Aldersgate	129237	7637	92459	78673	0	431905	152	230860	175930	10010	0	0	10371	0	427171
9	Cambodian Fellowship	0	0	30727	15600	0	56327	0	31630	4005	1057	0	0	5000	5941	47633
10	Carrollton First	548617	149829	275655	291607	171469	1983925	261	1090639	469449	7062	0	0	321905	0	1889055
11	Celina	228300	45721	45350	156000	1200000	1842594	144	177040	323307	5000	570	0	500	0	506417
12	Chambersville	10985	894	5039	0	0	39378	30	0	43810	5692	0	0	2025	9044	60571
13	Cottage Hill	2400	2021	4414	0	5500	29543	20	0	24410	0	0	0	0	0	24410
14	Copeville: Community	8997	3728	8700	0	26435	66483	18	0	54781	4411	0	0	0	0	59192
15	Coppell First	1092114	106922	416166	277832	16909	2585775	713	1844643	482383	34601	766	0	21728	1671	2385792
16	Corinth: Faith	190651	28025	96333	109294	443	564763	266	0	527494	4832	10	0	1125	34170	567631
17	Denton Asbury	87618	5591	52649	67864	0	320820	63	308093	4352	9422	8	0	0	0	321875
18	Blue Mound	14727	5352	12884	0	194901	264465	36	0	69305	3318	75	635	0	0	73333
19	Cooper Creek	0	859	13803	0	0	32784	6	0	21435	2294	0	0	0	0	23729
20	Denton First	613167	85791	305729	485101	0	2573571	661	1519563	237629	35310	1341	0	6428	160565	1960836
21	Denton Trinity	162205	50088	140594	66000	2742	608357	353	471057	58159	5505	0	0	9321	53242	597284
22	Christ Church of North Texas	10000	0	30000	16500	0	91900	6	0	124850	0	0	0	0	0	124850
23	Farmersville	56756	3990	33237	0	69981	296281	93	0	227289	6870	36	0	0	0	234195
24	Flower Mound	413858	32835	157879	90216	320234	1395674	437	720241	284528	27708	187	390	1700	22690	1057444
25	Trietsch Memorial	1012715	103026	484538	1714621	82954	4491756	1012	2041424	917451	48195	457	0	80773	218866	3307166

North Central District Table 5 (Continued)

	LOCAL CHURCH EXPENDITURES						RECEIVED FOR ANNUAL BUDGET/SPENDING PLAN									
	CHURCH NAME	55	56	57	58	59	60	61	62a	62b	62c	62d	62e	62f	62g	62
		Salary And Benefits For All Other Church Staff	Program Expenses	Other Operating Expenses	Principal And Interest On Indebtedness, Loans, Mortgages, Etc.	Capital Expenditures For Building, Improvements, And Major Equipment Purchases	TOTAL AMOUNT PAID BY LOCAL CHURCH ON ALL EXPENDITURES	Number Of Households Giving To Local Church	Amount Received Through Pledges	Amount Received From Non-Pledging But Identified Givers	Amount Received From Unidentified Givers	Amount Received From Interest and Dividends	Amount Received From Sale of Church Assets	Amount Received Through Building Use Fees, Contributions, And Rentals	Amount Received Through Fundraisers And Other Sources	TOTAL INCOME FOR ANNUAL BUDGET/SPENDING PLAN
26	Forney	91062	18633	83814	104000	120265	562189	132	0	316255	1726	0	64983	28956	0	411920
27	Frisco First	523468	108964	267427	865940	47659	2392738	613	1389621	278900	15359	0	0	191910	260	1876050
28	Grace Avenue	868455	71005	52529	874007	57776	2607563	1701	1485589	312514	44707	0	0	3330	50756	1896896
29	Cross Way	55534	1829	35345	0	0	192345	151	92915	69616	5020	0	0	0	407	167958
30	Cornerstone	18420	2078	53684	60000	0	238575	80	150800	8000	4550	0	0	4620	14500	182470
31	Heath	115955	14881	88765	12061	9995	399591	101	167604	181828	2942	0	0	0	0	352374
32	Justin	140953	18650	74732	0	14156	376270	90	374540	0	0	0	0	0	0	374540
33	Krum First	60143	8011	67846	56160	10345	242762	77	0	181222	6437	175	0	14006	13610	215450
34	Lake Cities	50341	14211	48968	59217	0	334671	197	211704	115612	10673	0	0	5300	5111	348400
35	Chinn's Chapel	4900	10768	14962	0	3868	129112	52	0	101820	7017	0	0	5050	18	113905
36	Lewisville First	209388	51970	110107	149671	98109	1277218	398	661514	187698	12611	35	0	17755	0	879613
37	Vista Ridge	242665	70903	110546	63920	0	696221	170	453414	92491	12602	698	0	2768	55015	616988
38	Button Memorial	19920	1314	28301	33480	12679	207355	49	133890	48956	4122	0	0	12660	84	199712
39	Oak Grove	15027	1777	22696	0	90	128095	105	61840	50859	4493	259	0	0	0	117451
40	Good Shepherd	59089	5336	24909	0	78687	282479	60	141965	34968	2317	8	0	576	3465	183299
41	McKinney First	1006552	121097	301012	278676	168753	3453816	1547	1572655	991904	151841	1400	0	131828	239860	3089488
42	Stonebridge	537970	21590	201721	292560	73088	1663112	499	654846	818841	31484	36	0	39118	119393	1663718
43	Pilot Point	11995	6176	23574	3600	2836	123748	45	73070	25015	3476	0	0	10587	0	112148
44	Plano Christ	1017806	211033	549141	857527	786397	5233468	1882	3641508	696657	63858	0	0	9815	39315	4451153
45	Custer Road	1662624	199758	582640	250203	194086	4060397	1440	2861674	1002066	19082	25818	0	0	184	3908824
46	Plano First	580657	52294	364561	324414	60104	1988587	816	1142216	700529	21833	342	0	13110	17091	1895121
47	St. Andrew	978513	303699	439391	1140801	55877	5136415	1745	4338750	2136508	91529	0	0	29715	0	6596502
48	Pleasant Grove	0	0	2197	0	0	8531	7	0	7900	600	0	0	0	0	8500
49	Verona	0	0	892	0	0	8234	4	0	10905	0	0	0	0	0	10905
50	Ponder	18320	9121	15400	26287	21320	144818	48	0	133289	0	0	0	0	0	133289

North Central District Table 5 (Continued)

	LOCAL CHURCH EXPENDITURES						RECEIVED FOR ANNUAL BUDGET/SPENDING PLAN									
	CHURCH NAME	55	56	57	58	59	60	61	62a	62b	62c	62d	62e	62f	62g	62
51	Prosper	153072	27670	92297	46320	47606	606477	245	307862	223560	22019	93	0	3885	5077	562496
52	Rockwall First	563361	142728	352144	421898	347800	2677133	870	957573	1058417	226060	14806	316624	67676	0	2641156
53	Rowlett First	335823	72470	102218	89987	1424860	2718569	516	572690	263146	21099	0	0	0	63236	920171
54	Royse City First	52940	7707	93838	11427	7398	315767	158	0	279254	9126	141	0	850	2848	292219
55	Sachse First	135967	22095	99277	50820	2994	446057	168	281037	112350	10052	390	0	1185	1076	406090
56	Pleasant Valley	49000	9166	13831	0	5888	178333	65	71148	45940	7537	0	0	150	3283	128058
57	Sanger	7796	0	12984	0	4330	50811	25	56440	4602	0	0	0	2120	0	63162
58	Stony	0	730	6181	0	0	22356	6	0	15024	2599	1	0	0	924	18548
59	The Colony First	140043	37692	78887	33590	0	500813	227	308169	80674	7467	431	0	7527	79313	483581
60	Fellowship	216768	55050	109632	81485	0	697354	344	513714	187245	1130	89	0	0	13130	715308
61	Wylie	249342	32856	97824	148588	508403	1289887	232	473534	187585	2240	97	0	2860	48249	714565
62	Living Faith	0	0	0	0	0	0	0	0	0	0	0	0	0	0	0
63	Elm Ridge	0	0	0	0	0	0	0	0	0	0	0	0	0	0	0
64	McKinney Wesley	0	0	0	0	0	10018	0	0	0	0	0	0	0	0	0
65	NORTH CENTRAL DISTRICT	0	0	0	0	0	1665	0	0	0	0	0	0	0	0	0
	TOTAL 2016	16961056	2717886	7741978	11046155	6518569	66202570	21689	34791545	17752474	1160408	50156	386632	1237712	1340065	56718992
	TOTAL 2015	16596684	2719668	7576250	9504665	4764300	61617678	22506	35001239	17104670	998704	45104	187717	955557	1062521	55355512
	Inc/Dec 2016 over 2015	364372	-1782	165728	1541490	1754269	4584892	-817	-209694	647804	161704	5052	198915	282155	277544	1363480

North Central District Table 6

	RCVD FOR CAPITAL CAMPAIGNS/SPECIAL PROJECTS					RECEIVED FROM OTHER SOURCES				
	Capital Campaigns	Memorials, Endowments, Bequests	Other Sources & Projects	Received For Specials And Other Directed Benevolences	TOTAL INCOME FOR DESIGNATED CAUSES	Equitable Compensation Funds	Advanced Special, Apportioned And Connectional Funds	Other Grants And Financial Support From Institutional Sources	Total Income From Connectional And Other Sources Outside Church	
CHURCH NAME	63a	63b	63c	63d	63	64a	64b	64c	64	
1 Creekwood	0	3530	0	148290	151820	0	0	0	0	0 1
2 Allen First	20067	1185	66580	0	87832	0	0	0	0	0 2
3 Suncreek	50589	3620	0	131964	186173	0	0	0	0	0 3
4 Anna	11315	675	0	0	11990	0	0	0	0	0 4
5 Argyle	313253	0	0	500	313753	0	0	0	0	0 5
6 Aubrey	0	0	0	100	100	0	0	0	0	0 6
7 Blue Ridge	107496	850	1216	0	109562	0	0	0	0	0 7
8 Aldersgate	173593	0	0	0	173593	0	0	0	0	0 8
9 Cambodian Fellowship	0	0	0	0	0	0	0	0	0	0 9
10 Carrollton First	9967	13105	0	204673	227745	0	0	0	0	0 10
11 Celina	0	290000	0	0	290000	0	0	0	0	0 11
12 Chambersville	0	10100	0	1610	11710	0	0	0	0	0 12
13 Cottage Hill	0	0	0	0	0	0	0	0	0	0 13
14 Copeville: Community	0	0	40944	1730	42674	0	0	2120	2120	0 14
15 Coppell First	13653	2787	0	0	16440	0	0	0	0	0 15
16 Corinth: Faith	0	0	5150	0	5150	0	0	0	0	0 16
17 Denton Asbury	0	249	0	0	249	0	0	0	0	0 17
18 Blue Mound	235625	0	0	0	235625	0	0	0	0	0 18
19 Cooper Creek	0	0	0	495	495	0	0	0	0	0 19
20 Denton First	321886	286038	126725	0	734649	0	0	0	0	0 20
21 Denton Trinity	6493	510	0	10380	17383	0	0	0	0	0 21
22 Christ Church of North Texas	0	0	0	0	0	0	0	0	0	0 22
23 Farmersville	17019	5970	0	0	22989	0	0	0	0	0 23
24 Flower Mound	622179	1270	0	5980	629429	0	0	0	0	0 24
25 Trietsch Memorial	1267903	0	45868	0	1313771	0	0	0	0	0 25

North Central District Table 6 (Continued)

[illegible]

North Central District Table 6 (Continued)

		RCVD FOR CAPITAL CAMPAIGNS/SPECIAL PROJECTS					RECEIVED FROM OTHER SOURCES			
		Capital Campaigns	Memorials, Endowments, Bequests	Other Sources & Projects	Received For Specials And Other Directed Benevolences	TOTAL INCOME FOR DESIGNATED CAUSES	Equitable Compensation Funds	Advanced Special, Apportioned And Connectional Funds	Other Grants And Financial Support From Institutional Sources	Total Income From Connectional And Other Sources Outside Church
CHURCH NAME	63a	63b	63c	63d	63	64a	64b	64c	64	
51 Prosper	0	8271	18787	0	27058	0	85000	0	85000	51
52 Rockwall First	431941	49368	0	123595	604904	0	0	0	0	52
53 Rowlett First	760797	390	0	5250	766437	0	0	0	0	53
54 Royse City First	29498	798	246534	19356	296186	0	0	0	0	54
55 Sachse First	2958	50	49852	2826	55686	0	0	0	0	55
56 Pleasant Valley	0	0	0	200	200	0	26365	0	26365	56
57 Sanger	0	1610	0	0	1610	0	0	0	0	57
58 Stony	0	0	0	0	0	0	0	0	0	58
59 The Colony First	0	8923	37221	0	46144	0	0	0	0	59
60 Fellowship	41237	804	0	44562	86603	0	0	0	0	60
61 Wylie	0	12855	530685	2522	546062	0	0	0	0	61
62 Living Faith	0	0	0	0	0	0	0	0	0	62
63 Elm Ridge	0	0	0	0	0	0	0	0	0	63
64 McKinney Wesley	0	0	0	0	0	0	0	0	0	64
65 NORTH CENTRAL DISTRICT	0	0	0	0	0	0	0	0	0	65
TOTAL 2016	8146791	762864	1309994	1483759	11703408	17326	270398	61890	349614	
TOTAL 2015	7925978	301706	736636	1711435	10675755	9750	417299	9800	436849	
Inc/Dec 2016 over 2015	220813	461158	573358	-227676	1027653	7576	-146901	52090	-87235	

Northwest District Table 1

CHURCH MEMBERSHIP																					
		RECEIVED						REMOVED						FULL MEMBERS AT CLOSE OF YEAR							
		Total Professing Members At Close Of Last Year	This Year On Profession Of Christian Faith	Restored By Affirmation	Previous Year's Reporting Errors -Total Professing Membership By Addition	From Other United Methodist Churches	From Other Denominations	Charge Conference Action	Withdrawn	Previous Year's Reporting Errors - Total Professing Membership By Subtraction	Transfer To Other United Methodist Churches	Transfer To Other Denominations	Death	Asian	AA/Black	Hispanic/Latino	Native American	Pacific Islander	White	Multi-Racial	Total Professing Members At Close Of This Year
CHURCH NAME	PASTOR'S NAME	1	2A	2B	2C	3	4	5A	5B	5C	6	7	8	9A	9B	9C	9D	9E	9F	9G	9
1 Alvord	Veronica Greanead	148	0	0	0	1	2	35	0	2	2	0	2	0	0	1	0	0	108	1	110
2 Antelope	Lonny Hawkins	14	0	0	0	0	0	0	0	0	0	0	0	0	0	0	0	0	14	0	14
3 Archer City	Michael Benjamin Rigsby	183	6	0	0	2	3	10	0	0	0	3	4	0	0	1	0	0	176	0	177
4 Bellevue	Greg Parr	18	0	0	0	0	0	0	0	0	0	1	0	0	0	0	2	0	15	0	17
5 Vashiti	Greg Parr	16	0	0	0	0	0	0	0	0	0	0	0	0	0	0	0	0	16	0	16
6 Bells	Walter Butts	230	0	0	0	4	0	8	0	0	1	0	5	0	0	2	1	0	217	0	220
7 Bowie	Steven Martinez	177	1	0	25	2	0	9	0	0	0	7	7	0	0	0	0	0	182	0	182
8 Boyd	James David Allen	144	0	0	0	2	1	3	0	0	0	0	2	0	0	1	0	0	141	0	142
9 Bridgeport	Samuel L. Caldwell	502	9	0	0	0	4	0	6	10	7	5	12	0	0	14	0	1	458	2	475
10 Bryson	Matthew Crewse	47	0	0	0	0	0	0	0	0	0	0	0	0	0	0	0	0	47	0	47
11 Perrin	Matthew Crewse	13	0	0	0	0	0	0	0	0	0	0	0	0	0	0	0	0	13	0	13
12 Burkburnett	Elizabeth Talbert	357	4	0	0	2	0	0	1	0	2	0	2	0	0	1	4	0	342	11	358
13 Byers	Terri Hale Whitgrove	53	1	0	0	0	0	0	0	0	0	1	1	0	0	1	0	0	51	0	52
14 Petrolia	Terri Hale Whitgrove	32	0	0	0	0	0	0	0	0	0	0	1	0	0	1	0	0	30	0	31
15 Callisburg	Karen Harris-Martinez	161	5	0	0	6	0	25	0	0	2	8	3	0	0	0	0	0	134	0	134
16 Morris Memorial	J Michael Miller	90	3	0	0	0	0	0	0	0	2	0	5	0	0	0	0	0	86	0	86
17 Collinsville	Gene Gordon	61	8	0	0	4	0	0	2	0	0	0	1	0	0	3	0	0	67	0	70
18 Decatur First	Brian Bosworth	964	0	0	0	3	4	0	83	19	1	2	11	1	0	4	0	0	850	0	855
19 Oak Grove Decatur	Shelley McNew	62	0	0	0	0	4	0	0	0	0	0	0	0	0	0	0	0	66	0	66
20 Harless Memorial	Bill Brown	67	0	0	0	0	0	0	0	0	0	0	6	0	0	6	0	0	55	0	61
21 Haven Chapel	Rosalyn Hilburn	68	1	0	2	0	0	0	1	0	0	0	0	0	64	0	0	0	0	6	70
22 Denison Trinity	Cindy Griffin	124	0	0	0	1	0	34	0	0	0	0	4	0	0	0	0	2	85	0	87
23 Waples Memorial	Cheryl Murphy	390	0	0	0	3	0	0	0	0	1	2	13	0	0	0	0	0	377	0	377
24 Electra	Robert W. Lee	140	4	0	0	0	0	0	0	0	0	0	1	0	0	0	0	0	140	3	143
25 Era		81	0	0	0	0	0	0	0	0	0	0	0	0	0	0	3	0	77	1	81

Northwest District Table 1 (Continued)

CHURCH MEMBERSHIP																					
		RECEIVED						REMOVED						FULL MEMBERS AT CLOSE OF YEAR							
		Total Professing Members At Close Of Last Year	This Year On Profession Of Christian Faith	Restored By Affirmation	Previous Year's Reporting Errors- Total Professing Membership By Addition	From Other United Methodist Churches	From Other Denominations	Charge Conference Action	Withdrawn	Previous Year's Reporting Errors - Total Professing Membership By Subtraction	Transfer To Other United Methodist Churches	Transfer To Other Denominations	Death	Asian	AA/Black	Hispanic/Latino	Native American	Pacific Islander	White	Multi-Racial	Total Professing Members At Close Of This Year
CHURCH NAME	PASTOR'S NAME	1	2A	2B	2C	3	4	5A	5B	5C	6	7	8	9A	9B	9C	9D	9E	9F	9G	9
26 Forestburg	Charles Jestis	54	8	0	0	0	0	0	0	0	0	0	1	0	0	2	0	0	59	0	61
27 Friberg-Cooper	Dan Conatser	75	0	0	0	1	0	0	0	3	0	2	1	0	0	0	0	0	70	0	70
28 Gainesville First	John Fleming	628	4	2	2	9	3	0	0	0	3	0	8	0	4	5	1	0	627	0	637
29 Mission	Roslyn Eugster	45	0	0	0	0	0	0	0	0	0	4	1	0	0	0	0	0	40	0	40
30 Sivell's Bend	Roslyn Eugster	20	0	0	0	0	0	0	0	0	0	0	0	0	0	0	0	0	20	0	20
31 Whaley	Jerry L. Jones	271	6	0	0	2	3	0	0	0	1	4	9	0	2	6	0	0	254	6	268
32 Henrietta	Keva Green	341	9	0	0	4	6	19	0	0	4	2	6	0	0	1	1	0	327	0	329
33 Holliday	Paul Meyenberg	153	0	0	0	0	0	0	0	0	0	0	0	0	0	1	0	0	152	0	153
34 Howe	Monty Lyn Moore	275	2	5	0	0	0	52	4	0	0	0	4	0	0	0	0	0	222	0	222
35 Iowa Park	Richard S. Davis	300	8	0	0	0	0	0	0	0	10	0	9	0	0	3	0	0	286	0	289
36 Jacksboro	Cassandra Wade	216	0	1	0	4	5	0	0	0	1	1	3	0	0	0	0	0	220	1	221
37 Nocona	Donald Haywood	246	0	0	0	5	2	0	0	30	4	0	2	0	1	0	0	0	216	0	217
38 Paradise	Sonya Shahan	98	4	0	0	2	3	0	0	0	0	0	0	0	0	1	0	0	106	0	107
39 Lakeway	Dyan Dietz	350	1	0	0	4	2	0	0	49	5	15	3	0	0	0	0	0	285	0	285
40 Rhome	Chad Mogus	38	4	0	0	1	2	0	0	0	0	4	1	0	0	1	1	0	38	0	40
41 Rosston	Larry Kruger	50	1	0	0	0	0	7	0	0	1	0	2	1	0	0	0	0	40	0	41
42 Sadler	Doyle Henderson	50	0	0	0	0	0	0	0	0	0	0	0	0	0	0	0	0	50	0	50
43 Saint Jo	Larry Coleman	23	0	0	4	0	0	0	0	0	0	0	0	0	0	0	0	0	27	0	27
44 Montague	Larry Coleman	12	0	0	0	1	0	0	0	0	0	0	0	0	0	0	0	0	13	0	13
45 Sherman First	Chris Dowd	1218	12	0	0	4	7	28	0	0	5	0	17	0	1	10	0	0	1179	1	1191

Northwest District Table 1 (Continued)

CHURCH MEMBERSHIP																						
		RECEIVED							REMOVED					FULL MEMBERS AT CLOSE OF YEAR								
		Total Professing Members At Close Of Last Year	This Year On Profession Of Christian Faith	Restored By Affirmation	Previous Year's Reporting Errors- Total Professing Membership By Addition	From Other United Methodist Churches	From Other Denominations	Charge Conference Action	Withdrawn	Previous Year's Reporting Errors - Total Professing Membership By Subtraction	Transfer To Other United Methodist Churches	Transfer To Other Denominations	Death	Asian	AA/Black	Hispanic/Latino	Native American	Pacific Islander	White	Multi-Racial	Total Professing Members At Close Of This Year	
	CHURCH NAME	PASTOR'S NAME	1	2A	2B	2C	3	4	5A	5B	5C	6	7	8	9A	9B	9C	9D	9E	9F	9G	9
46	Friendship	Roy L. Spore	83	1	0	1	4	0	0	0	0	0	0	3	0	0	0	0	0	86	0	86
47	Sherman Grace	Frank Drenner	355	6	0	0	8	9	0	4	0	2	1	4	0	4	1	0	2	360	0	367
48	Sunset	Glenn Waldon	19	1	0	0	0	0	0	0	0	0	0	0	0	0	0	0	0	16	4	20
49	Garvin	Glenn Waldon	9	0	0	0	0	0	0	0	0	0	0	0	0	0	0	0	0	6	3	9
50	Tioga	Rebecca Grogan	70	3	0	0	7	10	0	2	0	0	2	1	0	0	1	0	0	75	9	85
51	Tom Bean	Jon Kendzie	193	8	0	2	0	3	2	1	12	12	7	3	0	1	0	0	0	168	0	169
52	Valley View	Patrick Hoffman	116	0	6	0	12	4	0	2	0	1	2	1	0	0	2	0	0	130	0	132
53	Van Alstyne	Scott Holcomb-McLain	376	13	0	0	5	2	0	1	0	0	0	1	0	0	0	0	0	394	0	394
54	Whitesboro	Kenneth Hildebrand	381	8	0	0	5	3	0	3	0	0	0	5	0	0	2	0	0	387	0	389
55	Whitewright	Allen Snider	271	4	0	0	15	0	0	0	0	1	1	0	0	0	1	0	0	287	0	288
56	Beverly Drive	Linda Marcum	132	0	0	1	1	0	0	3	1	1	0	4	0	3	1	2	0	119	0	125
57	Wichita Falls First	Paul Q. Goodrich	1349	23	0	0	15	9	4	2	0	8	2	17	5	3	3	0	0	1352	0	1363
58	Floral Heights	Don H Yeager	613	4	0	0	11	6	0	7	0	4	5	10	5	4	13	4	0	582	0	608
59	Mt. Calvary-Falls Chapel	Louis A. Pearce Sr.	69	4	0	0	0	2	0	10	0	0	0	0	0	32	5	0	0	25	3	65
60	WF St. Marks	Alvin Easterling	108	3	0	8	0	0	0	0	0	2	0	2	4	2	1	0	0	108	0	115
61	WF Trinity	Justin Miller	297	0	0	0	0	2	0	0	0	0	2	9	0	1	15	0	0	272	0	288
62	University	Tommy R. Medley	272	3	0	0	0	3	0	0	0	0	0	5	1	3	4	0	0	263	2	273
63	WF Wesley	Cheryl Murray	140	3	1	25	2	6	0	0	0	10	4	4	0	4	9	0	0	141	5	159
64	Price	Closed	20	0	0	0	0	0	0	7	0	6	7	0	0	0	0	0	0	0	0	0
65	Marvin	Merged	18	0	0	0	0	0	0	0	0	18	0	0	0	0	0	0	0	0	0	0
66	NORTHWEST DISTRICT	Marvin Guier	0	0	0	0	0	0	0	0	0	0	0	0	0	0	0	0	0	0	0	0
67	NORTH TEXAS CONFERENCE		0	0	0	0	0	0	0	0	0	0	0	0	0	0	0	0	0	0	0	0
	TOTAL 2016		13496	185	15	70	152	110	236	139	126	117	94	216	17	129	123	19	5	12749	58	13100
	TOTAL 2015		14113	220	29	14	209	94	497	51	175	132	93	235	17	129	119	15	5	13157	54	13496
	Inc/Dec 2016 over 2015		-617	-35	-14	56	-57	16	-261	88	-49	-15	1	-19	0	0	4	4	0	-408	4	-396

Northwest District Table 2 (Continued)

		CHURCH MEMBERSHIP						CHURCH SCHOOL AND SMALL GROUP MINISTRIES										UMM		UMW	
		Avg Attendance At All Weekly Worship Services	Number Of Persons Baptized This Year (0-12 yrs)	Number Of Persons Baptized This Year (13 yrs-older)	Baptized Members Who Are Not Professing Members	Number Of Other Constituents	Total Enrolled In Confirmation Classes This Year	Children In All Christian Formation Groups And Small Group Ministries	Youth In All Christian Formation Groups And Small Group Ministries	Young Adults In All Christian Formation Groups And Small Group Ministries	Adults In All Christian Formation Groups and Small Group Ministries	Total Christian Formation Participants	Avg Weekly Attendance (all ages) In Sunday School	Participants In Vacation Bible School	Number Of Classes (All Ages) For Learning In Sunday School	Number Of Classes (All Ages) For Learning Other Than Sunday School	Number Of Short-Term Classes And Small Groups (All Ages)	Membership In United Methodist Men	Amount Paid for Projects	Membership In United Methodist Women	Amount Paid For Local Church And Community Work
CHURCH NAME																					
26	Forestburg	56	3	1	0	63	0	28	18	0	26	72	18	40	4	4	1	0	0	9	700
27	Friberg-Cooper	29	1	0	0	12	0	4	1	2	17	24	22	0	3	1	1	0	0	17	450
28	Gainesville First	206	5	0	58	78	2	40	46	16	123	225	84	65	9	9	3	0	0	15	5000
29	Mission	26	0	0	15	28	0	5	7	0	16	28	11	25	2	2	0	0	0	0	0
30	Sivell's Bend	18	0	0	0	14	0	0	0	0	0	0	0	0	0	0	0	0	0	0	0
31	Whaley	116	6	4	22	46	4	31	22	7	68	128	90	60	9	2	2	0	0	57	12192
32	Henrietta	113	0	0	36	40	14	34	29	74	148	285	66	101	8	8	7	0	0	21	2500
33	Holliday	45	3	0	22	22	0	6	0	0	25	31	16	0	3	2	1	0	0	0	0
34	Howe	130	2	0	54	41	0	115	56	27	78	276	85	124	15	3	3	0	0	14	5440
35	Iowa Park	125	3	2	16	69	7	41	30	10	75	156	73	51	12	7	11	0	0	32	2300
36	Jacksboro	66	3	0	20	17	0	14	11	8	35	68	45	45	8	3	2	0	0	0	0
37	Nocona	65	0	1	5	19	6	28	19	2	36	85	26	75	4	5	1	0	0	0	0
38	Paradise	47	5	3	5	11	0	6	3	2	27	38	18	0	4	0	2	3	0	0	0
39	Lakeway	158	0	1	35	75	0	65	10	6	50	131	61	90	10	3	5	10	0	25	1200
40	Rhome	37	4	0	0	2	0	5	0	5	15	25	20	0	3	0	0	0	0	12	570
41	Rosston	31	1	1	11	8	0	7	0	0	15	22	18	0	3	0	1	0	0	0	0
42	Sadler	23	0	0	4	17	0	14	18	4	16	52	10	25	1	3	1	0	0	0	0
43	Saint Jo	22	0	0	5	2	0	17	4	0	24	45	20	0	3	3	0	0	0	0	0
44	Montague	14	0	0	4	12	0	7	2	0	0	9	5	0	1	0	1	0	0	0	0
45	Sherman First	350	5	2	117	10	7	141	68	10	300	519	135	139	18	16	6	3	310	59	5266

Northwest District Table 2 (Continued)

		CHURCH MEMBERSHIP						CHURCH SCHOOL AND SMALL GROUP MINISTRIES										UMM		UMW	
		Avg Attendance At All Weekly Worship Services	Number Of Persons Baptized This Year (0-12 yrs)	Number Of Persons Baptized This Year (13 yrs-older)	Baptized Members Who Are Not Professing Members	Number Of Other Constituents	Total Enrolled In Confirmation Classes This Year	Children In All Christian Formation Groups And Small Group Ministries	Youth In All Christian Formation Groups And Small Group Ministries	Young Adults In All Christian Formation Groups And Small Group Ministries	Adults In All Christian Formation Groups and Small Group Ministries	Total Christian Formation Participants	Avg Weekly Attendance (all ages) In Sunday School	Participants In Vacation Bible School	Number Of Classes (All Ages) For Learning In Sunday School	Number Of Classes (All Ages) For Learning Other Than Sunday School	Number Of Short-Term Classes And Small Groups (All Ages)	Membership In United Methodist Men	Amount Paid for Projects	Membership In United Methodist Women	Amount Paid For Local Church And Community Work
DISTRICT		10	11a	11b	12	13	14	15	16	17	18	19	20	21	22	23	24	25a	25b	26a	26b
46	Friendship	49	2	0	5	23	0	5	0	0	22	27	10	0	2	2	3	0	0	13	260
47	Sherman Grace	202	1	0	25	37	5	14	15	10	94	133	94	80	9	6	8	25	0	21	1040
48	Sunset	17	0	1	0	2	0	2	0	0	6	8	7	0	2	0	0	0	0	0	0
49	Garvin	6	0	0	0	3	0	3	0	0	0	3	3	0	0	1	0	0	0	0	0
50	Tioga	43	0	4	0	2	0	18	5	6	14	43	15	61	3	2	0	0	0	0	0
51	Tom Bean	65	1	2	18	39	0	6	5	12	17	40	26	32	2	0	1	0	0	0	0
52	Valley View	70	2	0	42	22	8	33	12	4	50	99	3	40	1	5	0	0	0	0	0
53	Van Alstyne	184	11	1	31	164	9	70	75	7	155	307	111	310	18	6	18	0	0	26	3935
54	Whitesboro	200	2	2	0	21	5	169	65	10	171	415	90	60	11	8	8	20	1000	20	5654
55	Whitewright	65	3	1	19	20	4	20	13	0	58	91	27	52	6	3	5	11	3293	20	4025
56	Beverly Drive	50	0	0	0	11	0	10	11	7	30	58	28	0	7	6	0	0	0	12	200
57	Wichita Falls First	334	11	3	257	201	16	94	66	18	245	423	163	56	18	14	1	0	0	0	0
58	Floral Heights	247	2	0	58	69	6	29	15	5	163	212	174	42	12	6	0	0	0	0	0
59	Mt. Calvary-Falls Chapel	47	0	0	0	0	3	27	7	0	19	53	19	39	4	1	1	0	0	17	1600
60	WF St. Marks	50	1	0	1	4	0	3	3	0	63	69	11	0	2	5	0	12	1411	21	1347
61	WF Trinity	82	3	2	83	25	0	15	20	5	50	90	45	40	6	4	3	0	0	0	0
62	University	146	1	1	13	51	0	9	3	44	112	168	93	64	8	4	0	9	338	11	813
63	WF Wesley	77	3	0	21	45	7	23	7	0	57	87	44	60	5	4	2	12	2146	16	5144
64	Price	5	0	0	0	0	0	0	0	0	0	0	0	0	0	0	0	0	0	0	0
65	Marvin	5	0	0	0	0	0	0	0	0	0	0	0	0	0	0	0	0	0	0	0
66	NORTHWEST DISTRICT	0	0	0	0	0	0	0	0	0	0	0	0	0	0	0	0	0	0	0	0
67	NORTH TEXAS CONFERENCE	0	0	0	0	0	0	0	0	0	0	0	0	0	0	0	0	0	0	0	0
TOTAL 2016		5109	112	42	1272	1970	142	1728	933	438	3451	6550	2525	2396	324	222	131	195	14892	565	67159
TOTAL 2015		5269	111	59	1279	2002	138	1600	914	326	3400	6240	2617	2371	336	220	131	191	18983	680	63882
Inc/Dec 2016 over 2015		-160	1	-17	-7	-32	4	128	19	112	51	310	-92	25	-12	2	0	4	-4091	-115	3277

Northwest District Table 3

	MISSION AND COMMUNITY MINISTRIES					PROPERTY AND OTHER ASSETS				CONNECTIONAL PROGRAMS						
	Number UM/V/M Teams Sent From Local Church	Number Of Persons Sent On UM/V/M Teams From Local Church	Number of persons engaged in mission	Number Of Persons Served By Community Ministries For Daycare	Number Of Persons Served By Community Ministries For Outreach, Justice, And Mercy	Market Value Of Church-Owned Land, Buildings And Equipment	Market Value Of Other Church-Owned Assets	Debts Secured By Church Physical Assets	Other Debt	Total APPOINTED To Local Church For All Causes Paid To AC Treasurer	Total PAID By Local Church For All Apportioned Causes To AC Treasurer	General Advance Specials Gifts	World Service Special Gifts	Annual Conference Advance Specials	Youth Service Fund	Other Funds For Connectional Mission And Ministry
CHURCH NAME	27a	27b	28	29	30	31	32	33	34	35a	35b	37	38	39	40	41
1 Alvord	0	0	67	0	359	991531	72413	91936	0	14392	14392	0	0	0	0	0 1
2 Antelope	0	0	0	0	6	86000	32548	0	0	921	921	0	0	0	0	0 2
3 Archer City	0	0	12	0	1025	1329490	65234	43298	0	16123	16123	0	0	0	0	0 3
4 Bellevue	0	0	0	0	80	212180	34898	0	0	2101	2101	0	0	0	0	0 4
5 Vashti	0	0	0	0	60	80000	32750	0	0	1656	1656	0	0	0	0	0 5
6 Bells	0	0	120	500	7000	1153489	28402	62831	0	18003	18001	0	0	0	0	400 6
7 Bowie	0	0	147	40	2733	4129000	874066	0	0	19246	19246	532	0	0	0	0 7
8 Boyd	0	0	18	0	3200	1987000	70713	149234	0	14243	14243	0	0	0	0	370 8
9 Bridgeport	0	0	185	106	3756	2761714	125502	52200	0	44466	44466	3000	0	0	0	0 9
10 Bryson	0	0	0	0	23	321700	31394	0	0	3543	3543	0	0	0	0	0 10
11 Perrin	0	0	0	0	8	1008390	67922	0	0	1892	1892	0	0	0	0	0 11
12 Burkburnett	0	0	163	24	1085	4067939	189950	0	0	30141	30141	300	0	0	0	0 12
13 Byers	0	0	0	0	35	401968	295	0	0	3570	3570	155	0	0	0	0 13
14 Petrolia	0	0	0	0	20	347000	71000	0	0	2314	2314	1131	0	0	0	43 14
15 Callisburg	0	0	0	25	25	588048	257577	0	0	8553	8553	0	0	0	0	0 15
16 Morris Memorial	0	0	2	0	750	612350	50662	0	0	11281	11281	717	0	0	0	0 16
17 Collinsville	0	0	28	49	0	250000	73638	0	0	5224	5224	0	0	150	0	0 17
18 Decatur First	0	0	171	65	1000	5785000	866760	100000	1074	85546	85546	50	0	1500	0	250 18
19 Oak Grove Decatur	0	0	0	0	200	500000	72684	0	0	6061	6061	0	0	0	0	0 19
20 Harless Memorial	0	0	0	0	0	351000	16475	0	0	3950	3950	0	0	0	0	0 20
21 Haven Chapel	0	0	0	0	0	212000	6787	0	0	4707	4315	0	0	0	0	0 21
22 Denison Trinity	0	0	35	0	803	1515775	21448	28136	0	8893	3557	0	0	0	0	0 22
23 Waples Memorial	10	25	225	410	650	9829461	361834	0	37500	48773	48773	0	0	0	0	100 23
24 Electra	0	0	20	40	185	1468883	178056	0	0	16221	16221	0	0	1000	0	0 24
25 Era	0	0	82	120	120	400000	98058	0	0	4623	4623	0	0	0	0	0 25

Northwest District Table 3 (Continued)

	MISSION AND COMMUNITY MINISTRIES					PROPERTY AND OTHER ASSETS				CONNECTIONAL PROGRAMS						
	CHURCH NAME	Number UMM/IM Teams Sent From Local Church	Number Of Persons Sent On UMM/IM Teams From Local Church	Number of persons engaged in missio	Number Of Persons Served By Community Ministries For Outreach, Justice And Mercy	Market Value Of Church-Owned Land, Buildings And Equipment	Market Value Of Other Church-Owned Assets	Debts Secured By Church Physical Assets	Other Debt	Total APPORTIONED To Local Church For All Causes Paid To AC Treasurer	Total PAID By Local Church For All Apportioned Causes To AC Treasurer	General Advance Specials Gifts	World Service Special Gifts	Annual Conference Advance Specials	Youth Service Fund	Other Funds For Connectional Mission And Ministry
	27a	27b	28	29	30	31	32	33	34	35a	35b	37	38	39	40	41
26	Forestburg	0	0	75	0	250	691000	60050	0	8127	8127	0	0	250	0	0
27	Friberg-Cooper	0	0	12	0	2345	507500	27637	0	6124	6124	0	0	0	0	0
28	Gainesville First	0	0	211	715	1235	8864494	369109	501250	60781	60781	2983	0	1000	0	2656
29	Mission	0	0	0	0	0	218545	7009	0	3117	3117	0	0	0	0	0
30	Sivell's Bend	0	0	0	0	0	55000	18177	0	1427	1427	0	0	0	0	0
31	Whaley	0	0	55	0	1235	5602500	592497	784937	31716	31716	0	0	142	0	1079
32	Henrietta	0	0	169	29	3000	1294370	229931	0	29398	29398	0	0	300	0	0
33	Holliday	0	0	25	0	400	168000	56771	14200	8283	8283	0	0	0	0	0
34	Howe	0	0	0	170	758	3420203	130197	0	27676	27676	500	0	0	0	0
35	Iowa Park	0	0	87	59	2316	3862970	477761	0	27902	27902	0	0	0	0	44
36	Jacksboro	0	0	50	12	139	1221440	558174	0	25169	25169	0	0	0	0	350
37	Nocona	0	0	28	17	500	3065668	241206	0	25817	25817	0	0	200	0	275
38	Paradise	0	0	12	0	400	1150000	413014	0	7662	7662	0	0	1000	0	0
39	Lakeway	0	0	110	0	4000	2035100	87122	20187	30056	30056	0	0	0	0	0
40	Rhome	0	0	15	0	86	427224	85040	0	3563	3563	0	0	0	0	0
41	Rosston	0	0	2	5	1	353000	125300	0	3002	3002	0	0	0	0	0
42	Sadler	0	0	13	0	18	283000	71637	0	5713	5713	0	0	0	0	0
43	Saint Jo	0	0	15	12	85	1024711	21230	0	3190	3190	351	0	0	0	0
44	Montague	0	0	13	0	140	170000	3351	0	1949	1949	0	0	0	0	0
45	Sherman First	0	0	252	106	1500	10359740	705605	0	101295	101295	95	0	0	0	1032

Northwest District Table 3 (Continued)

	MISSION AND COMMUNITY MINISTRIES					PROPERTY AND OTHER ASSETS				CONNECTIONAL PROGRAMS						
	Number UM/VIM Teams Sent From Local Church	Number Of Persons Sent On UM/VIM Teams From Local Church	Number of persons engaged in mission	Number Of Persons Served By Community Ministries For Daycare	Number Of Persons Served By Community Ministries For Outreach, Justice And Mercy	Market Value Of Church-Owned Land, Buildings And Equipment	Market Value Of Other Church-Owned Assets	Debts Secured By Church Physical Assets	Other Debt	Total APPORTIONED To Local Church For All Causes Paid To AC Treasurer	Total PAID By Local Church For All Apportioned Causes To AC Treasurer	General Advance Specials Gifts	World Service Special Gifts	Annual Conference Advance Specials	Youth Service Fund	Other Funds For Connectional Mission And Ministry
DISTRICT	27a	27b	28	29	30	31	32	33	34	35a	35b	37	38	39	40	41
46 Friendship	0	0	9	0	2706	474000	62717	36199	0	5939	5939	1101	0	258	0	212
47 Sherman Grace	2	35	317	70	4880	1729522	141472	0	0	45502	45502	888	0	0	0	1041
48 Sunset	0	0	0	0	40	154000	70528	0	0	1346	1346	0	0	0	0	0
49 Garvin	0	0	0	1	0	150000	1146	0	0	484	484	0	0	104	0	0
50 Tioga	0	0	45	0	115	368745	48705	0	0	6473	6473	807	0	0	0	0
51 Tom Bean	0	0	38	0	400	1029074	190449	0	0	13113	13113	0	0	0	0	0
52 Valley View	0	0	51	40	250	961573	41358	59556	0	13999	13999	0	0	0	0	0
53 Van Alstyne	0	0	162	110	502	5200000	462191	0	0	38402	38402	461	0	500	0	1022
54 Whitesboro	0	0	67	44	1306	3475000	114334	142908	0	42659	42659	0	0	2486	0	1971
55 Whitewright	0	0	80	0	1258	2225742	133511	0	0	22162	22162	0	0	0	0	180
56 Beverly Drive	0	0	38	11	270	943764	45147	0	0	10581	10581	0	0	0	0	200
57 Wichita Falls First	0	0	125	107	820	18757269	7326910	0	0	128545	128545	583	0	0	0	1369
58 Floral Heights	0	0	133	35	5995	12300000	1755847	0	0	86782	86782	36	0	0	0	1000
59 Mt. Calvary-Falls Chapel	0	0	11	33	2	390000	17650	0	0	3922	3922	0	0	0	0	0
60 WF St. Marks	0	0	3	2	368	1408930	68256	0	0	10960	10960	720	0	91	0	0
61 WF Trinity	0	0	60	275	300	1609445	106652	558489	0	20456	20456	0	0	0	0	0
62 University	0	0	67	0	418	4819261	134426	309179	1661	34608	34608	0	0	0	0	200
63 WF Wesley	0	0	25	210	2000	1110097	43100	0	0	16139	16139	0	0	0	0	0
64 Price	0	0	0	0	0	0	0	0	0	2418	0	0	0	0	0	0
65 Marvin	0	0	0	0	0	0	0	0	0	1361	1361	0	0	0	0	0
66 NORTHWEST DISTRICT	0	0	0	0	0	0	0	0	0	0	8148	0	0	5950	0	0
67 NORTH TEXAS CONFERENCE	0	0	0	0	0	0	0	0	0	0	0	5327	0	4942	3067	156854
TOTAL 2016	12	60	3650	3442	63161	142270805	18746283	2954540	40235	1294261	1294261	19737	0	19873	3067	170648
TOTAL 2015	6	41	3261	4569	59074	142334156	20010721	3341814	53010	1310736	1310745	18256	0	21877	1810	102121
Inc/Dec 2016 over 2015	6	19	389	-1127	4087	-63351	-1264438	-387274	-12775	-16475	-16484	1481	0	-2004	1257	68527

Northwest District Table 4

	CONNECTIONAL PROGRAMS										MINISTERIAL SUPPORT							
	CHURCH NAME	42	43	44	45a	45b	45c	45d	45e	45f	46	47	48	49	50	51	52	53
1	Alvord	0	0	2220	0	218	0	0	0	0	6136	8544	40708	0	4753	4010	0	0
2	Antelope	0	40	400	0	0	0	0	0	0	0	0	4500	0	0	750	0	0
3	Archer City	0	0	0	0	0	0	0	0	0	7077	10056	41124	0	12152	3552	0	0
4	Bellevue	0	0	0	0	0	0	0	0	0	0	0	6000	0	0	0	0	0
5	Vashti	0	0	0	0	0	0	0	0	0	0	0	7200	0	0	0	0	0
6	Bells	0	0	9725	0	200	0	0	0	0	6997	10056	35459	0	11000	0	0	0
7	Bowie	0	0	7212	0	0	0	0	0	0	7127	10056	43895	0	3000	0	0	0
8	Boyd	0	0	560	0	0	0	0	0	0	7445	10056	41568	0	4267	1250	0	0
9	Bridgeport	0	0	26867	0	0	0	0	0	0	7334	10056	55672	0	11347	2351	9478	0
10	Bryson	0	0	0	0	0	0	0	0	0	0	0	12322	0	1800	0	0	0
11	Perrin	0	75	0	0	0	0	0	0	0	0	0	6030	0	1800	0	0	0
12	Burkburnett	100	0	4898	0	0	0	0	0	0	7112	10056	34100	0	22000	198	8640	0
13	Byers	0	0	919	0	0	0	0	0	0	0	0	11561	0	0	0	0	0
14	Petrolia	0	0	0	0	0	0	0	0	0	0	0	960	0	10800	0	0	0
15	Callisburg	0	2000	500	0	0	0	0	0	0	3327	0	14400	0	6000	0	0	0
16	Morris Memorial	0	0	1776	0	150	0	0	0	0	0	0	28750	0	0	1000	0	0
17	Collinsville	0	0	3272	0	0	0	0	0	0	0	0	15000	0	0	0	0	0
18	Decatur First	600	17095	33918	0	482	0	0	269	0	15018	20112	64141	43861	21921	9789	18120	0
19	Oak Grove Decatur	0	0	2716	0	0	0	0	0	0	0	0	13850	0	9046	5400	0	0
20	Harless Memorial	0	559	0	0	0	0	0	0	0	0	0	7212	0	9266	3000	0	0
21	Haven Chapel	0	0	0	0	0	0	0	0	0	0	0	5700	0	0	0	0	0
22	Denison Trinity	0	0	200	0	0	0	0	0	0	3251	4597	21752	0	3000	200	0	0
23	Waples Memorial	0	0	13971	0	0	0	0	0	0	10722	10056	61150	0	8595	5516	0	0
24	Electra	0	0	937	0	0	0	0	0	0	0	0	35310	0	3600	3600	0	0
25	Era	0	0	2449	0	0	0	0	0	0	0	0	5000	0	11800	0	0	0

Northwest District Table 4 (Continued)

		CONNECTIONAL PROGRAMS									MINISTERIAL SUPPORT							
		Annual Conference Special Sunday Offerings	Benevolences Directly To U-M Causes (Not To AC Treasurer)	Benevolences Paid Directly To Non-U-M Benevolent And Charitable Causes	Human Relations Day	One Great Hour Of Sharing	Peace With Justice	Native American Ministries	World Communion	UM Student Day	Direct-Billed Clergy Non-Health Benefits (Pension)	Direct-Billed Clergy Health Benefits	Base Compensation To Pastor	Base Compensation To Associate Pastors	Housing And Utilities And/O-Related Allowances - Pastor And Associate(s)	Accountable Reimbursements - Pastor And Associate(s)	Other Cash Allowances (Non-Accountable) - Pastor And Associate(s)	Salary And Benefits For Deacons
	CHURCH NAME	42	43	44	45a	45b	45c	45d	45e	45f	46	47	48	49	50	51	52	53
26	Forestburg	265	0	12247	0	0	0	0	0	0	6955	10056	40700	0	3000	7200	0	0
27	Friberg-Cooper	0	750	2991	0	0	0	0	0	0	0	0	1456	0	15000	709	700	0
28	Gainesville First	1000	25000	34704	0	0	0	0	385	0	8426	10056	66720	0	36500	10608	2580	0
29	Mission	0	0	0	0	0	0	0	0	0	0	0	4800	0	0	0	0	0
30	Sivell's Bend	0	0	5695	0	0	0	0	0	0	0	0	4800	0	0	0	0	0
31	Whaley	0	0	1743	0	0	0	0	0	0	7704	10056	55523	0	10775	8000	0	0
32	Henrietta	0	0	37968	0	0	0	0	0	0	7938	10056	60909	0	6000	3000	0	0
33	Holliday	0	0	0	0	0	0	0	0	0	0	0	4000	0	20000	109	0	0
34	Howe	0	3100	28485	0	0	0	0	0	0	7856	10056	54239	0	16400	0	0	0
35	Iowa Park	0	1663	3424	0	0	0	0	0	0	9871	10056	48394	0	4153	4841	3403	0
36	Jacksboro	0	0	4913	0	0	0	0	30	0	7968	10056	49878	0	8840	4500	0	0
37	Nocona	0	0	16008	0	0	0	0	0	0	7300	10074	44261	0	5347	8258	0	0
38	Paradise	0	0	9094	0	0	0	0	0	0	0	0	13500	0	12500	1254	0	0
39	Lakeway	0	1790	24019	0	0	0	0	0	0	7543	10056	51800	0	10392	6754	1136	0
40	Rhome	0	0	4000	0	0	0	0	0	0	0	0	14400	0	0	0	0	0
41	Rosston	0	0	11329	0	0	0	0	0	0	0	0	750	0	6000	0	6000	0
42	Sadler	0	0	1145	0	0	0	0	0	0	0	0	23700	0	0	0	250	0
43	Saint Jo	0	0	0	0	0	0	0	0	0	0	0	9096	0	7657	0	0	0
44	Montague	0	0	0	0	0	0	0	0	0	0	0	3828	0	4596	0	0	0
45	Sherman First	0	4281	9366	0	0	0	0	0	0	16132	20112	80257	65037	55000	5272	20447	0

Northwest District Table 4 (Continued)

	CONNECTIONAL PROGRAMS										MINISTERIAL SUPPORT						
	Annual Conference Special Sunday Offerings	Benevolences Directly To UM Causes (Not To AC Treasurer)	Benevolences Paid Directly To Non-UM Benevolent And Charitable Causes	Human Relations Day	One Great Hour Of Sharing	Peace With Justice	Native American Ministries	World Communion	UM Student Day	Direct-Billed Clergy Non-Health Benefits (Pension)	Direct-Billed Clergy Health Benefits	Base Compensation To Pastor	Base Compensation To Associate Pastors	Housing And Utilities And/Or Related Allowances - Pastor And Associate(s)	Accountable Reimbursements - Pastor And Associate(s)	Other Cash Allowances (Non-Accountable) - Pastor And Associate(s)	Salary And Benefits For Deacons
DISTRICT	42	43	44	45a	45b	45c	45d	45e	45f	46	47	48	49	50	51	52	53
46 Friendship	0	1104	1677	0	0	0	0	0	0	0	0	3780	0	15000	0	6600	0
47 Sherman Grace	10	10423	13092	0	605	0	0	0	0	7932	10056	58763	7860	9187	11752	7782	0
48 Sunset	0	2355	1170	0	0	0	0	0	0	0	0	1650	0	6200	0	4178	0
49 Garvin	0	0	0	0	0	0	0	0	0	0	0	100	0	2000	0	1100	0
50 Tioga	0	0	1600	0	0	0	0	0	0	1748	0	12132	0	10924	0	2628	0
51 Tom Bean	0	221	1065	0	0	0	0	0	0	4675	6704	27907	0	11045	1859	0	0
52 Valley View	0	411	2074	0	0	0	0	0	0	7164	10056	47258	0	4485	3587	0	0
53 Van Alstyne	0	0	99818	0	0	0	0	0	0	7300	10056	49802	0	9238	8484	9155	0
54 Whitesboro	2957	0	22781	222	296	180	134	223	202	8838	10056	49800	0	5841	0	26260	0
55 Whitewright	0	0	9821	0	0	0	0	0	0	7449	10056	45944	0	10058	1997	0	0
56 Beverly Drive	0	0	3295	0	0	0	0	0	0	0	0	32000	0	0	0	0	0
57 Wichita Falls First	455	0	13251	0	0	0	0	0	0	18535	20112	116126	51360	89000	3980	23736	77430
58 Floral Heights	0	2920	75996	0	0	0	0	0	0	8541	10038	82984	0	13280	1036	9060	0
59 Mt. Calvary-Falls Chapel	0	0	1860	0	0	0	0	0	0	0	0	16800	0	16205	428	725	0
60 WF St. Marks	0	0	2581	0	0	0	0	0	0	0	0	25000	0	143	0	0	0
61 WF Trinity	0	0	19098	10	0	20	25	0	0	7328	10056	32320	0	30980	2700	0	0
62 University	0	25	45163	0	0	0	0	0	0	7745	10056	64620	0	14000	0	0	0
63 WF Wesley	0	943	1961	0	0	0	0	0	0	6423	8544	39717	0	5189	0	3212	0
64 Price	0	0	0	0	0	0	0	0	0	846	1202	9722	0	0	0	0	0
65 Marvin	0	0	0	0	0	0	0	0	0	438	438	2352	0	0	0	0	0
66 NORTHWEST DISTRICT	0	0	0	0	0	0	0	0	0	0	0	0	0	0	0	0	0
67 NORTH TEXAS CONFERENCE	0	0	0	0	0	0	0	0	0	0	0	0	0	0	0	0	0
TOTAL 2016	5387	74755	635974	232	1951	200	159	907	202	264201	331709	1965152	168118	631082	136944	165190	77430
TOTAL 2015	6688	44779	668169	300	7909	284	332	800	440	258549	295064	1947479	162670	618581	147290	155456	75167
Inc/Dec 2016 over 2015	-1301	29976	-32195	-68	-5958	-84	-173	107	-238	5652	36645	17673	5448	12501	-10346	9734	2263

Northwest District Table 5

	LOCAL CHURCH EXPENDITURES						RECEIVED FOR ANNUAL BUDGET/SPENDING PLAN									
	CHURCH NAME	55	56	57	58	59	60	61	62a	62b	62c	62d	62e	62f	62g	62
		Salary And Benefits For All Other Church Staff	Program Expenses	Other Operating Expenses	Principal And Interest On Indebtedness, Loans, Mortgages, Etc.	Capital Expenditures For Building, Improvements, And Major Equipment Purchases	TOTAL AMOUNT PAID BY LOCAL CHURCH ON ALL EXPENDITURES	Number Of Households Giving To Local Church	Amount Received Through Pledges	Amount Received From Non-Pledging But Identified Givers	Amount Received From Unidentified Givers	Amount Received From Interest and Dividends	Amount Received From Sale of Church Assets	Amount Received Through Building Use Fees, Contributions, And Rentals	Amount Received Through Fundraisers And Other Sources	TOTAL INCOME FOR ANNUAL BUDGET/SPENDING PLAN
1	Alvord	15566	1217	27582	11820	18051	155217	40	0	108928	7570	0	0	600	5740	122838
2	Antelope	0	2866	4780	0	26252	40509	20	0	16843	500	0	0	0	100	17443
3	Archer City	45664	4696	30309	12810	52842	236405	67	140339	103295	4272	0	0	0	4654	252560
4	Bellevue	0	0	8576	0	0	16677	8	0	9924	3308	0	0	0	0	13232
5	Vashti	0	2094	5328	0	1000	17278	8	0	13959	4653	2057	0	0	806	21475
6	Bells	19990	13385	41593	7800	0	174606	119	0	155957	15961	0	0	2800	0	174718
7	Bowie	30249	6852	39895	0	27748	195812	99	0	162943	0	0	0	300	0	163243
8	Boyd	28725	2174	35867	24570	39261	210356	56	71344	44309	6866	14	0	1300	0	123833
9	Bridgeport	132222	24067	89659	132047	40543	589109	143	0	394697	6021	0	0	50	0	400768
10	Bryson	0	105	7335	0	7450	32555	19	0	20594	3912	170	0	0	0	24676
11	Perrin	0	4831	6891	0	0	21519	8	0	11475	2174	99	0	0	1080	14828
12	Burkburnett	51222	23065	67149	0	4075	263056	116	0	233690	4665	0	0	0	0	238355
13	Byers	0	245	7114	0	0	23564	25	0	14948	2708	0	0	3500	971	22127
14	Petrolia	0	2350	13925	0	0	31523	26	0	21887	5193	111	0	0	0	27191
15	Callisburg	2000	5000	15000	0	4000	60780	50	0	47517	0	12273	0	3193	6885	69868
16	Morris Memorial	10697	4240	28268	0	2686	89565	34	0	69876	2923	164	0	6301	488	79752
17	Collinsville	2340	372	9430	0	3963	39751	41	0	43788	0	0	0	0	2500	46288
18	Decatur First	205018	54572	143136	280	905167	1640845	337	0	600374	9857	541	0	1910	6067	618749
19	Oak Grove Decatur	4080	3216	10030	0	5245	59644	19	0	45369	12810	0	0	475	0	58654
20	Harless Memorial	0	1741	5475	0	0	31203	44	0	0	46273	0	0	0	0	46273
21	Haven Chapel	0	200	6213	0	0	16428	12	0	18917	1850	0	0	0	0	20767
22	Denison Trinity	16759	1845	24561	6600	0	86322	45	0	78125	0	62	0	13403	0	91590
23	Waples Memorial	108700	13799	132605	2728	104273	520988	234	0	390139	9715	429	0	1460	0	401743
24	Electra	38790	6168	21061	0	0	126687	49	0	119745	5849	0	0	5316	0	130910
25	Era	3440	1390	7232	0	16527	52461	26	0	34644	3081	0	0	0	0	37725

Northwest District Table 5 (Continued)

	LOCAL CHURCH EXPENDITURES						RECEIVED FOR ANNUAL BUDGET/SPENDING PLAN									
	CHURCH NAME	55	56	57	58	59	60	61	62a	62b	62c	62d	62e	62f	62g	62
		Salary And Benefits For All Other Church Staff	Program Expenses	Other Operating Expenses	Principal And Interest On Indebtedness, Loans, Mortgages, Etc.	Capital Expenditures For Building, Improvements, And Major Equipment Purchases	TOTAL AMOUNT PAID BY LOCAL CHURCH ON ALL EXPENDITURES	Number Of Households Giving To Local Church	Amount Received Through Pledges	Amount Received From Non-Pledging But Identified Givers	Amount Received From Unidentified Givers	Amount Received From Interest and Dividends	Amount Received From Sale of Church Assets	Amount Received Through Building Use Fees, Contributions, And Rentals	Amount Received Through Fundraisers And Other Sources	TOTAL INCOME FOR ANNUAL BUDGET/SPENDING PLAN
26	Forestburg	0	10786	10678	0	21422	131686	47	0	106801	9001	91	0	0	2509	118402
27	Friberg-Cooper	6089	5530	20268	0	6200	65817	30	0	44473	8471	0	0	0	0	52944
28	Gainesville First	195598	40924	89361	233759	20150	843191	174	369724	154542	15252	4095	146196	13670	113138	816617
29	Mission	0	400	6422	0	0	14739	8	0	13746	2806	0	0	0	0	16552
30	Sivell's Bend	0	937	1920	0	0	14779	11	0	7644	12952	552	0	0	0	21148
31	Whaley	88946	11556	75865	67480	7094	377679	101	125696	134128	3407	17821	0	3455	0	284507
32	Henrietta	80463	17497	49848	0	2297	305674	258	0	307065	15792	4005	0	0	9179	336041
33	Holliday	5425	2065	27035	2800	0	69717	26	0	65000	6050	46	0	9600	0	80696
34	Howe	41674	14482	55954	0	0	260422	125	0	204477	9280	368	0	400	2000	216525
35	Iowa Park	42219	8080	61319	0	12225	237594	121	0	215691	11977	20	0	0	0	227688
36	Jacksboro	61822	10334	61274	0	10071	255205	60	0	179092	3743	6	0	1275	40000	224116
37	Nocona	23411	25825	49714	0	8300	224790	64	0	185217	3017	10161	0	0	0	198395
38	Paradise	0	5248	25563	0	19385	95206	27	0	91509	8885	300	12000	0	0	112694
39	Lakeway	73617	7257	55212	1184	22949	303765	143	0	240958	9260	78	0	350	1940	252586
40	Rhome	5535	0	5060	0	0	32558	27	0	34185	2388	0	0	0	0	36573
41	Rosston	0	3646	10895	0	10229	51851	21	0	51600	0	0	0	0	0	51600
42	Sadler	7659	2210	8935	0	12654	62266	18	0	39881	500	1	0	11010	0	51392
43	Saint Jo	1275	7471	6727	0	0	35767	12	0	30627	811	8	0	5850	85	37381
44	Montague	0	2736	2570	0	10200	25879	10	0	22596	2916	0	0	0	0	25512
45	Sherman First	204809	46471	185495	159208	426779	1401088	334	726844	137178	18798	354	0	5315	4187	892676

Northwest District Table 5 (Continued)

	LOCAL CHURCH EXPENDITURES						RECEIVED FOR ANNUAL BUDGET/SPENDING PLAN									
	Salary And Benefits For All Other Church Staff	Program Expenses	Other Operating Expenses	Principal And Interest On Indebtedness, Loans, Mortgages, Etc.	Capital Expenditures For Building, Improvements, And Major Equipment Purchases	TOTAL AMOUNT PAID BY LOCAL CHURCH ON ALL EXPENDITURES	Number Of Households Giving To Local Church	Amount Received Through Pledges	Amount Received From Non-Pledging But Identified Givers	Amount Received From Unidentified Givers	Amount Received From Interest and Dividends	Amount Received From Sale of Church Assets	Amount Received Through Building Use Fees, Contributions, And Rentals	Amount Received Through Fundraisers And Other Sources	TOTAL INCOME FOR ANNUAL BUDGET/SPENDING PLAN	
	55	56	57	58	59	60	61	62a	62b	62c	62d	62e	62f	62g	62	
46 Friendship	11850	1554	9057	19550	2228	79910	58	0	77341	3971	0	0	0	0	81312	
47 Sherman Grace	196971	19849	49208	0	28008	478929	138	329929	57583	7335	145	0	730	0	395722	
48 Sunset	2400	100	3500	0	0	22899	9	0	28000	6587	0	0	0	0	34587	
49 Garvin	0	0	637	0	0	4425	3	0	4800	1900	0	0	0	0	6700	
50 Tioga	12244	4421	12395	0	10000	75372	31	0	68018	7985	62	0	0	602	76667	
51 Tom Bean	0	7582	27837	0	7982	109990	66	0	80334	10704	188	0	0	6442	97668	
52 Valley View	10700	2853	30292	11560	0	144439	48	0	116208	8414	0	0	660	773	126055	
53 Van Alstyne	122762	34508	73591	0	314082	779181	208	195816	269338	7739	1482	0	2179	58651	535205	
54 Whitesboro	114001	13704	55543	16380	937	375471	198	0	311517	13846	0	350	663	0	326376	
55 Whitewright	26299	6221	28948	0	2021	171156	50	110939	42997	12105	442	0	785	3093	170361	
56 Beverly Drive	6000	3587	21182	0	0	76845	57	0	73813	615	372	0	2400	3694	80894	
57 Wichita Falls First	301717	76540	230480	0	0	1153219	366	628836	454075	15616	0	245	1811	43759	1144342	
58 Floral Heights	292954	35786	215028	0	405529	1240970	194	332951	297583	9861	795	0	150	61192	702532	
59 Mt. Calvary-Falls Chapel	6955	560	3684	0	3725	54864	38	54476	8415	1222	0	0	3600	1439	69152	
60 WF St. Marks	16007	2837	19613	0	4130	82082	64	0	92482	7182	0	0	4700	491	104855	
61 WF Trinity	43268	6219	22442	36000	1000	231922	65	0	213127	4718	305	0	1440	24353	243943	
62 University	78744	8012	78336	38316	4540	384365	165	0	355576	5021	35	0	1100	22311	384043	
63 WF Wesley	26235	11470	39529	0	47030	206392	122	0	120744	1539	154	46567	4412	0	173416	
64 Price	0	0	2362	0	0	14132	0	0	7533	0	0	0	0	0	7533	
65 Marvin	0	0	0	0	0	4589	0	0	5004	0	0	0	0	0	5004	
66 NORTHWEST DISTRICT	0	0	0	0	0	14098	0	0	0	0	0	0	0	0	0	
67 NORTH TEXAS CONFERENCE	0	0	0	0	0	0	0	0	0	0	0	0	0	0	0	
TOTAL 2016	2823111	639748	2522793	784892	2680250	15247783	5142	3086894	7712841	431827	57806	205358	116163	429129	12040018	
TOTAL 2015	2760258	615358	2530743	477001	2250073	14364224	5252	3745657	7007301	408607	46841	2103	97629	525712	11833850	
Inc/Dec 2065 over 2015	62853	24390	-7950	307891	430177	883559	-110	-658763	705540	23220	10965	203255	18534	-96583	206168	

Northwest District Table 6 (Continued)

	RCVD FOR CAPITAL CAMPAIGNS/SPECIAL PROJECTS					RECEIVED FROM OTHER SOURCES				
	Capital Campaigns	Memorials, Endowments, Bequests	Other Sources & Projects	Received For Specials And Other Directed Benevolences	TOTAL INCOME FOR DESIGNATED CAUSES	Equitable Compensation Funds	Advanced Special, Apportioned And Connectional Funds	Other Grants And Financial Support From Institutional Sources	Total Income From Connectional And Other Sources Outside Church	
CHURCH NAME	63a	63b	63c	63d	63	64a	64b	64c	64	
26 Forestburg	2020	700	0	276	2996	0	0	0	0 26	
27 Friberg-Cooper	0	0	0	0	0	0	0	0	0 27	
28 Gainesville First	0	2960	32298	0	35258	0	0	0	0 28	
29 Mission	0	0	0	0	0	0	0	0	0 29	
30 Sivell's Bend	0	0	0	0	0	0	0	0	0 30	
31 Whaley	0	0	0	4120	4120	0	0	0	0 31	
32 Henrietta	0	4575	0	11169	15744	0	0	0	0 32	
33 Holliday	0	0	0	0	0	0	0	0	0 33	
34 Howe	0	0	14957	800	15757	0	0	0	0 34	
35 Iowa Park	88852	0	0	4257	93109	0	0	0	0 35	
36 Jacksboro	0	4952	8998	2109	16059	0	0	0	0 36	
37 Nocona	0	1959	0	0	1959	0	0	0	0 37	
38 Paradise	0	0	0	0	0	0	0	0	0 38	
39 Lakeway	0	194869	213182	1790	409841	0	0	0	0 39	
40 Rhome	0	0	0	0	0	0	0	0	0 40	
41 Rosston	0	0	0	0	0	0	0	0	0 41	
42 Sadler	0	38112	0	0	38112	0	0	0	0 42	
43 Saint Jo	0	0	0	0	0	0	0	0	0 43	
44 Montague	7204	0	0	0	7204	0	0	0	0 44	
45 Sherman First	842080	35063	0	13768	890911	0	0	0	0 45	

Northwest District Table 6 (Continued)

		RCVD FOR CAPITAL CAMPAIGNS/SPECIAL PROJECTS					RECEIVED FROM OTHER SOURCES			
		Capital Campaigns	Memorials, Endowments, Bequests	Other Sources & Projects	Received For Specials And Other Directed Benevolences	TOTAL INCOME FOR DESIGNATED CAUSES	Equitable Compensation Funds	Advanced Special, Apportioned And Connectional Funds	Other Grants And Financial Support From Institutional Sources	Total Income From Connectional And Other Sources Outside Church
DISTRICT		63a	63b	63c	63d	63	64a	64b	64c	64
46	Friendship	0	0	0	0	0	0	0	0	0
47	Sherman Grace	13238	1625	38642	23255	76760	0	0	0	0
48	Sunset	0	0	0	0	0	0	0	0	0
49	Garvin	0	0	0	0	0	0	0	0	0
50	Tioga	0	1942	0	807	2749	0	0	0	0
51	Tom Bean	0	0	0	0	0	0	0	0	0
52	Valley View	0	115	0	210	325	0	0	0	0
53	Van Alstyne	269338	2840	0	709	272887	0	0	0	0
54	Whitesboro	0	4009	0	28432	32441	0	0	0	0
55	Whitewright	0	0	77144	0	77144	0	0	0	0
56	Beverly Drive	0	5380	0	0	5380	0	0	0	0
57	Wichita Falls First	3580	0	0	16222	19802	0	0	0	0
58	Floral Heights	219177	98500	0	0	317677	0	0	0	0
59	Mt. Calvary-Falls Chapel	0	0	0	0	0	0	0	0	0
60	WF St. Marks	0	176	0	0	176	0	0	0	0
61	WF Trinity	4367	6336	0	0	10703	0	0	0	0
62	University	10710	10556	23761	0	45027	0	0	0	0
63	WF Wesley	0	605	12806	3340	16751	0	0	0	0
64	Price	0	0	0	0	0	0	0	0	0
65	Marvin	0	0	0	0	0	0	0	0	0
66	NORTHWEST DISTRICT	0	0	0	0	0	0	0	0	0
67	NORTH TEXAS CONFERENCE	0	0	0	0	0	0	0	0	0
TOTAL 2016		1670815	858808	528332	173769	3231724	0	0	1000	1000
TOTAL 2015		1053245	681470	418496	263913	2417124	5790	5840	5000	16630
Inc/Dec 2016 over 2015		617570	177338	109836	-90144	814600	-5790	-5840	-4000	-15630

Recapitulation Table 1

CHURCH MEMBERSHIP																					
		RECEIVED						REMOVED						FULL MEMBERS AT CLOSE OF YEAR							
		Total Professing Members At Close Of Last Year	This Year On Profession Of Christian Faith	Restored By Affirmation	Previous Year's Reporting Errors -Total Professing Membership By Addition	From Other United Methodist Churches	From Other Denominations	Charge Conference Action	Withdrawn	Previous Year's Reporting Errors - Total Professing Membership By Subtraction	Transfer To Other United Methodist Churches	Transfer To Other Denominations	Death	Asian	AA/Black	Hispanic/Latino	Native American	Pacific Islander	White	Multi-Racial	Total Professing Members At Close Of This Year
CHURCH NAME	PASTOR'S NAME	1	2A	2B	2C	3	4	5A	5B	5C	6	7	8	9A	9B	9C	9D	9E	9F	9G	9
East District	Victor Casad	10710	115	10	11	117	110	194	156	22	105	139	179	25	222	114	23	1	9850	43	10278
Metro District	Camille Gaston	57506	1301	61	131	677	692	1313	445	328	489	240	615	2163	7199	2073	42	39	45118	304	56938
North Central District	Ronald Henderson	57192	1178	132	229	1100	691	1840	327	202	698	166	305	671	534	904	35	56	54531	253	56984
Northwest District	Marvin Guier	13496	185	15	70	152	110	236	139	126	117	94	216	17	129	123	19	5	12749	58	13100
TOTAL 2016		138904	2779	218	441	2046	1603	3583	1067	678	1409	639	1315	2876	8084	3214	119	101	122248	658	137300
TOTAL 2015		141827	3213	282	176	2045	1656	4359	1755	777	1218	712	1474	2818	8001	3092	132	96	124133	632	138904
Inc/Dec 2016 over 2015		-2923	-434	-64	265	1	-53	-776	-688	-99	191	-73	-159	58	83	122	-13	5	-1885	26	-1604
% of Increase/Decrease		-2.06%	-13.51%	-22.70%	150.57%	0.05%	-3.20%	-17.80%	-39.20%	-12.74%	15.68%	-10.25%	-10.79%	2.06%	1.04%	3.95%	-9.85%	5.21%	-1.52%	4.11%	-1.15%

Recapitulation Table 2

	CHURCH MEMBERSHIP						CHURCH SCHOOL AND SMALL GROUP MINISTRIES										UMM		UMW	
	Avg Attendance At All Weekly Worship Services	Number Of Persons Baptized This Year (0-12 yrs)	Number Of Persons Baptized This Year (13 yrs-older)	Baptized Members Who Are Not Professing Members	Number Of Other Constituents	Total Enrolled In Confirmation Classes This Year	Children In All Christian Formation Groups And Small Group Ministries	Youth In All Christian Formation Groups And Small Group Ministries	Young Adults In All Christian Formation Groups And Small Group Ministries	Adults In All Christian Formation Groups and Small Group Ministries	Total Christian Formation Participants	Avg Weekly Attendance (all ages) In Sunday School	Participants In Vacation Bible School	Number Of Classes (All Ages) For Learning In Sunday School	Number Of Classes (All Ages) For Learning Other Than Sunday School	Number Of Short-Term Classes And Small Groups (All Ages)	Membership In United Methodist Men	Amount Paid For Projects	Membership In United Methodist Women	Amount Paid For Local Church And Community Work
CHURCH NAME	10	11a	11b	12	13	14	15	16	17	18	19	20	21	22	23	24	25a	25b	26a	26b
East District	4569	86	39	873	1807	47	1073	626	435	3278	5412	2154	1907	260	148	118	186	10087	668	35629
Metro District	23623	677	163	6609	27098	828	9085	4350	2402	15608	31445	8665	7186	888	1015	640	1304	40097	3078	132592
North Central District	22369	564	207	9607	18085	917	11061	6545	1454	18223	37283	9692	11427	1020	985	812	1196	135291	2104	143485
Northwest District	5109	112	42	1272	1970	142	1728	933	438	3451	6550	2525	2396	324	222	131	195	14892	565	67159
TOTAL 2016	55670	1439	451	18361	48960	1934	22947	12454	4729	40560	80690	23036	22916	2492	2370	1701	2881	200367	6415	378865
TOTAL 2015	56139	1453	567	17845	45671	2108	23700	12210	4571	43631	84112	24643	23112	2643	2417	1762	2734	236157	6895	360983
Inc/Dec 2016 over 2015	-469	-14	-116	516	3289	-174	-753	244	158	-3071	-3422	-1607	-196	-151	-47	-61	147	-35790	-480	17882
% of Increase/Decrease	-0.84%	-0.96%	-20.46%	2.89%	7.20%	-8.25%	-3.18%	2.00%	3.46%	-7.04%	-4.07%	-6.52%	-0.85%	-5.71%	-1.94%	-3.46%	5.38%	-15.16%	-6.96%	4.95%

Recapitulation Table 3

	MISSION AND COMMUNITY MINISTRIES					PROPERTY AND OTHER ASSETS			CONNECTIONAL PROGRAMS							
	Number UMW/IM Teams Sent From Local Church	Number Of Persons Sent On UMW/IM Teams From Local Church	Number of persons engaged in mission	Number Of Persons Served By Community Ministries For Daycare And/Or Education	Number Of Persons Served By Community Ministries For Outreach, Justice, And Mercy	Market Value Of Church-Owned Land, Buildings And Equipment	Market Value Of Other Church-Owned Assets	Debts Secured By Church Physical Assets	Other Debt	Total APPORTIONED To Local Church For All Causes Paid To AC Treasurer	Total PAID By Local Church For All Apportioned Causes To AC Treasurer	General Advance Specials Gifts	World Service Special Gifts	Annual Conference Advance Specials	Youth Service Fund	Other Funds For Connectional Mission And Ministry
DISTRICT	27a	27b	28	29	30	31	32	33	34	35a	35b	37	38	39	40	41
East District	6	57	2573	1850	72603	106974271	14048129	4185301	131049	1078043	1071920	7343	0	13069	0	17838
Metro District	18	251	25883	61077	570870	514181539	92943226	44138185	823798	5285318	5044269	35854	0	28122	0	111183
North Central District	36	786	30234	26920	158949	339085445	47900865	100475526	1199530	4720866	4392690	97702	0	4120	0	209273
Northwest District	12	60	3650	3442	63161	142270805	18746283	2954540	40235	1294261	1294261	19737	0	19873	3067	170648
TOTAL 2016	72	1154	62340	93289	865583	1102512060	173638503	151753552	2194612	12378488	11803140	160636	0	65184	3067	508942
TOTAL 2015	54	935	55966	46679	568987	1174614973	168431114	195075541	2862259	12200504	11630681	241184	0	82213	1810	191858
Inc/Dec 2016 over 2015	18	219	6374	46610	296596	-72102913	5207389	-43321989	-667647	177984	172459	-80548	0	-17029	1257	317084
% of Increase/Decrease	33.33%	23.42%	11.39%	99.85%	52.13%	-6.14%	3.09%	-22.21%	-23.33%	1.46%	1.48%	-33.40%	0.00%	-20.71%	69.45%	165.27%

Recapitulation Table 4

	CONNECTIONAL PROGRAMS										MINISTERIAL SUPPORT						
	Annual Conference Special Sunday Offerings	Benevolences Directly To UM Causes (Not To AC Treasurer)	Benevolences Paid Directly To Non-UM Benevolent And Charitable Causes	Human Relations Day	One Great Hour Of Sharing	Peace With Justice	Native American Ministries	World Communion	UM Student Day	Direct-Billed Clergy Non-Health Benefits (Pension)	Direct-Billed Clergy Health Benefits	Base Compensation To Pastor	Base Compensation To Associate Pastors	Housing And Utilities And/OR Related Allowances - Pastor And Associate(s)	Accountable Reimbursements - Pastor And Associate(s)	Other Cash Allowances (Non-Accountable) - Pastor And Associate(s)	Salary And Benefits For Deacons
DISTRICT	42	43	44	45a	45b	45c	45d	45e	45f	46	47	48	49	50	51	52	53
East District	4437	186850	812829	106	2288	231	442	409	89	209834	271364	1692247	98534	579997	133232	70718	13600
Metro District	7054	1765377	4443554	1429	7249	1184	1217	3813	1401	766923	958973	3997089	2146348	2435188	172639	130208	764902
North Central District	21651	1191948	4766774	311	8480	382	448	2780	380	674990	813812	3261231	1778908	2502722	234384	230726	1023214
Northwest District	5387	74755	635974	232	1951	200	159	907	202	264201	331709	1965152	168118	631082	136944	165190	77430
TOTAL 2016	38529	3218930	10659131	2078	19968	1997	2266	7909	2072	1915948	2375858	10915719	4191908	6148989	677199	596842	1879146
TOTAL 2015	36923	3659860	9788581	1979	24681	1707	2429	6807	2330	1915017	2092331	10878054	4003285	5994830	745100	579803	1739034
Inc/Dec 2016 over 2015	1606	-440930	870550	99	-4713	290	-163	1102	-258	931	283527	37665	188623	154159	-67901	17039	140112
% of Increase/Decrease	4.35%	-12.05%	8.89%	5.00%	-19.10%	16.99%	-6.71%	16.19%	-11.07%	0.05%	13.55%	0.35%	4.71%	2.57%	-9.11%	2.94%	8.06%

Recapitulation Table 5

	LOCAL CHURCH EXPENDITURES						RECEIVED FOR ANNUAL BUDGET/SPENDING PLAN									
	Salary And Benefits For All Other Church Staff	Program Expenses	Other Operating Expenses	Principal And Interest On Indebtedness, Loans, Mortgages, Etc.	Capital Expenditures For Building, Improvements, And Major Equipment Purchases	TOTAL AMOUNT PAID BY LOCAL CHURCH ON ALL EXPENDITURES	Number Of Households Giving To Local Church	Amount Received Through Pledges	Amount Received From Non-Pledging, But Identified Givers	Amount Received From Undenified Givers	Amount Received From Interest and Dividends	Amount Received From Sale of Church Assets	Amount Received Through Building Use Fees, Contributions, And Rentals	Amount Received Through Fundraisers And Other Sources	TOTAL INCOME FOR ANNUAL BUDGET/SPENDING PLAN	
DISTRICT	55	56	57	58	59	60	61	62a	62b	62c	62d	62e	62f	62g	62	
East District	2322587	533299	1995345	549211	4531908	15126525	4102	3062090	5779995	467825	39911	34	63893	286595	9700343	
Metro District	20053373	4320675	9076691	3652361	12358204	72287670	20519	34214801	20039962	1892671	483875	22492	1393944	1758148	59805893	
North Central District	16961056	2717886	7741978	11046155	6518569	66202570	21689	34791545	17752474	1160408	50156	386632	1237712	1340065	56718992	
Northwest District	2823111	639748	2522793	784892	2680250	15247783	5142	3086894	7712841	431827	57806	205358	116163	429129	12040018	
TOTAL 2016	42160127	8211608	21336807	16032619	26088931	168864548	51452	75155330	51285272	3952731	631748	614516	2811712	3813937	138265246	
TOTAL 2015	40629454	8069288	21229058	17657957	15180697	156268102	52211	76163977	48289122	3449065	332972	353884	2594005	3356392	134539417	
Inc/Dec 2016 over 2015	1530673	142320	107749	-1625338	10908234	12596446	-759	-1008647	2996150	503666	298776	260632	217707	457545	3725829	
% of Increase/Decrease	3.77%	1.76%	0.51%	-9.20%	71.86%	8.06%	-1.45%	-1.32%	6.20%	14.60%	89.73%	73.65%	8.39%	13.63%	2.77%	

Recapitulation Table 6

	RCVD FOR CAPITAL CAMPAIGNS/SPECIAL PROJECTS					RECEIVED FROM OTHER SOURCES			
	Capital Campaigns	Memorials, Endowments, Bequests	Other Sources & Projects	Received For Specials And Other Directed Benevolences	TOTAL INCOME FOR DESIGNATED CAUSES	Equitable Compensation Funds	Advanced Special, Apportioned And Connectional Funds	Other Grants And Financial Support From Institutional Sources	Total Income From Connectional And Other Sources Outside Church
DISTRICT	63a	63b	63c	63d	63	64a	64b	64c	64
East District	1509241	1269569	1212656	181446	4172912	67805	23597	22235	113637
Metro District	15198246	1834412	1116950	1179724	19329332	16513	213840	723836	954189
North Central District	8146791	762864	1309994	1483759	11703408	17326	270398	61890	349614
Northwest District	1670815	858808	528332	173769	3231724	0	0	1000	1000
TOTAL 2016	26525093	4725653	4167932	3018698	38437376	101644	507835	808961	1418440
TOTAL 2015	17238150	3536381	10242037	3464492	34481060	75422	803154	714469	1593045
Inc/Dec 2016 over 2015	9286943	1189272	-6074105	-445794	3956316	26222	-295319	94492	-174605
% of Increase/Decrease	53.87%	33.63%	-59.31%	-12.87%	11.47%	34.77%	-36.77%	13.23%	-10.96%