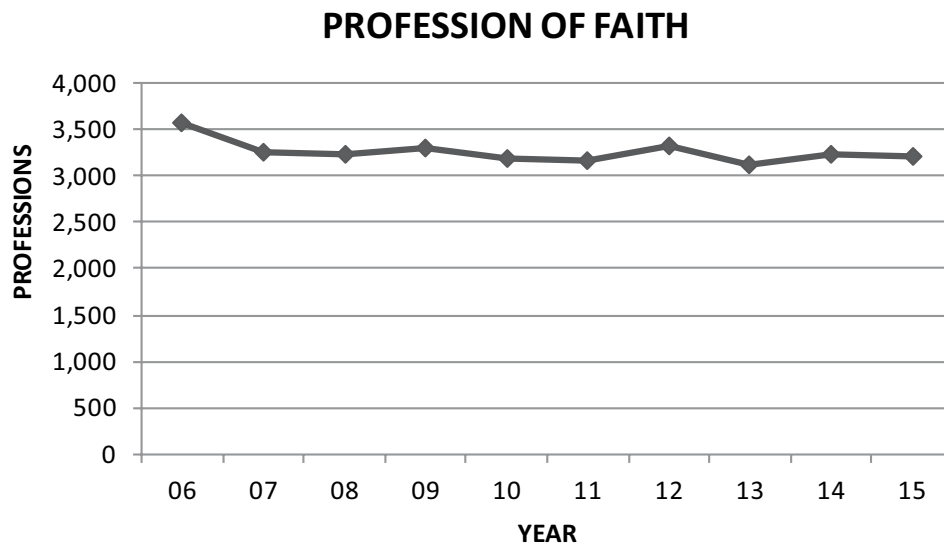


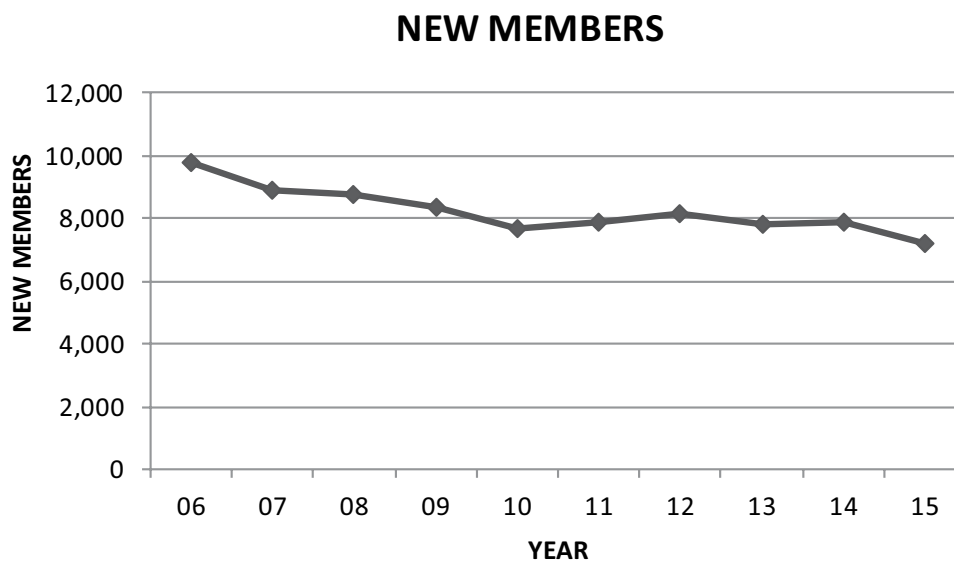
XVII. REPORT OF CONFERENCE STATISTICIAN

The statistical report for 2015 reveals a decrease in virtually every category except total spending and small group participation.

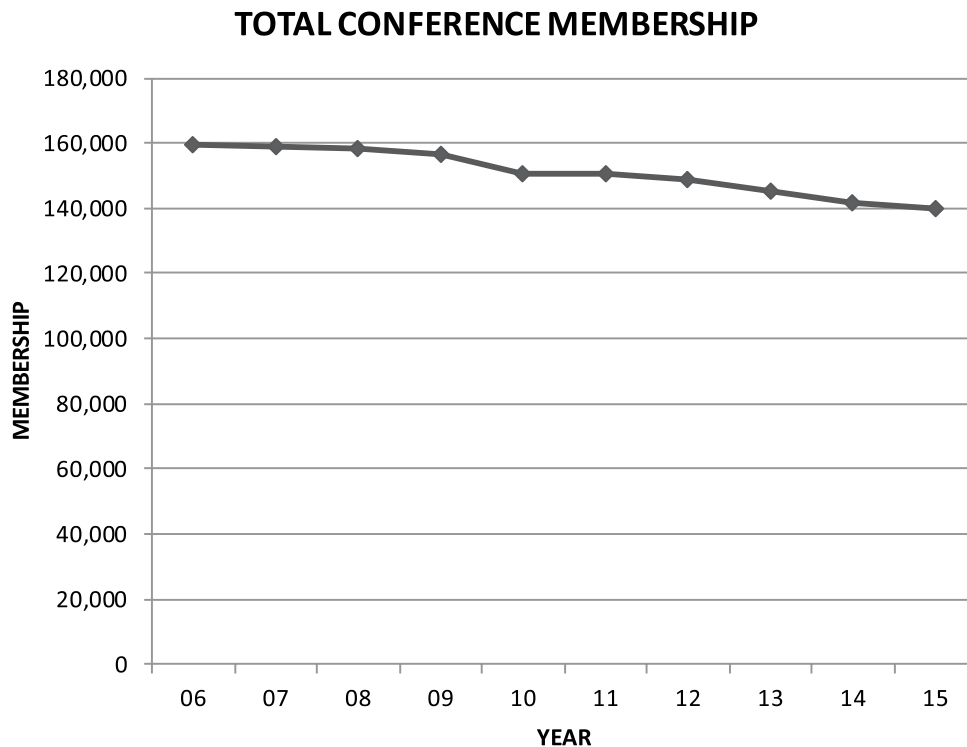
First, we rejoice and give thanks for the 3,213 persons who came to know Christ and joined our churches by profession of faith last year. While each individual professing faith in Christ is a celebration in itself, the overall trend for our conference is a .43% decrease in professions of faith in 2015 over last year's results.



The number of new members received by our churches decreased to 7,196 in 2015, a decrease of 688 persons or -.91% from 2014.

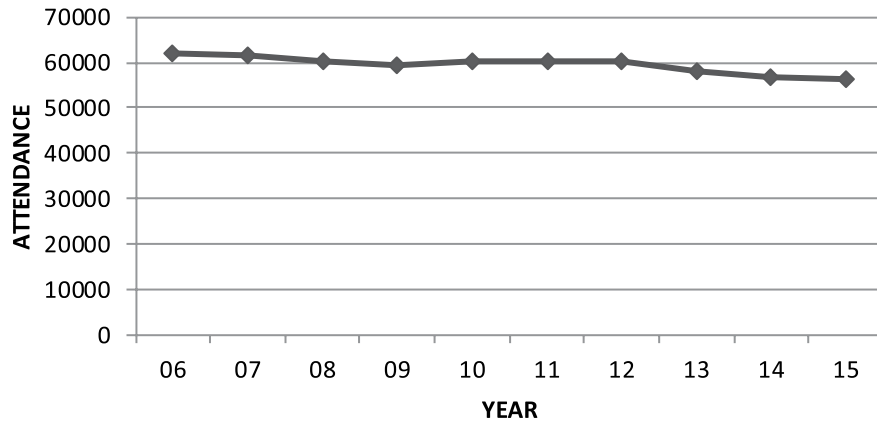


The total conference membership at the close of 2015 was 138,904 a decrease of 2,923 persons or 2.06% from 2014 and the tenth year in a row of decline. A number of churches once again removed members from their rolls through charge conference action. In addition, a new line was added to the statistical tables in 2009 allowing churches to correct total membership numbers without naming specific persons for charge conference action. Since our apportionments are based on membership as well as total finances, a number of churches appear to have taken advantage of this particular tool to correct their membership rolls. For 2015, 4,359 members were removed through charge conference action compared to the removal of 4,603 in 2014. In 2015, an additional 777 members were removed through simple correction. In 2014, 2,347 members were removed by correction.



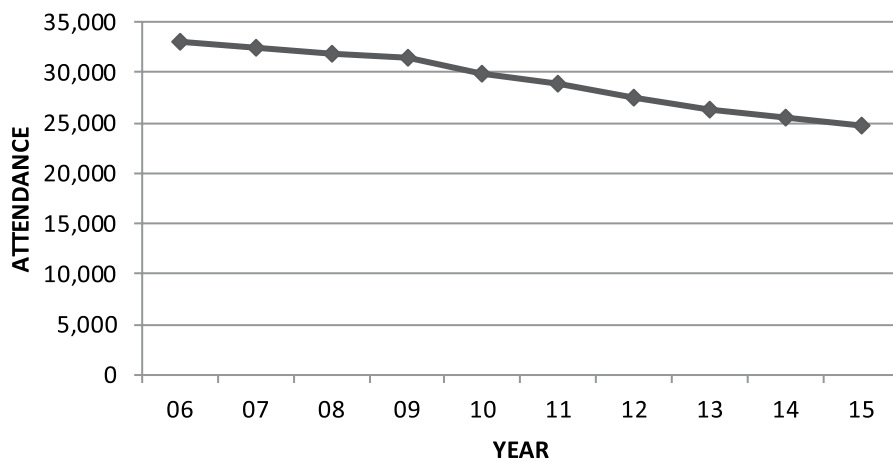
For 2015, the churches of the conference had a decrease of 669 persons or 1.18% decrease in average worship attendance compared to 2014.

AVERAGE WORSHIP ATTENDANCE

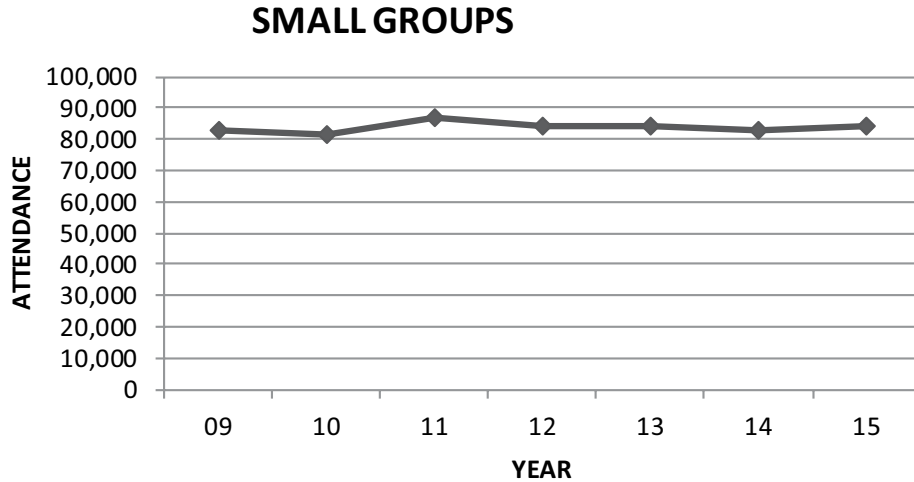


The average Sunday School attendance decreased to 24,643, a decrease of 822 persons or 3.23%. We continue to hope that participation in other small groups for learning accounts for some of the difference.

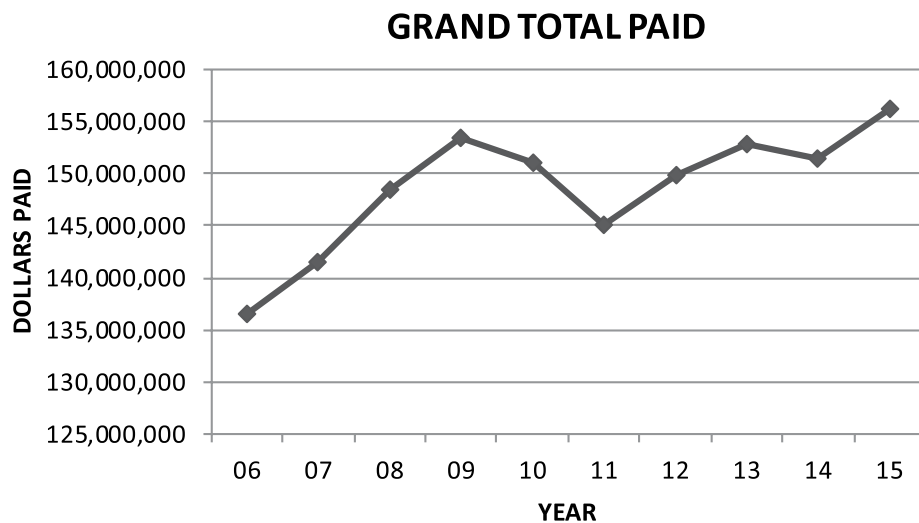
SUNDAY SCHOOL ATTENDANCE



We only started tracking small group attendance in statistics seven years ago. Many congregations promote small group attendance in addition to Sunday School if not in lieu of Sunday School. Participation in small groups was trending up slightly over the first seven years tracking period, including a small uptick in 2015. For the seven year period, churches reported attendance of 82,665 in small groups in 2009 and 84,094 in 2015. This is an increase of 1,480 individuals participating in bible study and fellowship compared to 2014.



The grand total paid to all causes increased by 3.20% to \$156,268,102. We continue to be thankful for the faithful generosity of United Methodists in North Texas!



STATISTICAL

TABLES

2015

East District Table 1

CHURCH MEMBERSHIP																					
		RECEIVED						REMOVED						FULL MEMBERS AT CLOSE OF YEAR							
		Total Professing Members At Close Of This Year	Multi-Racial	White	Pacific Islander	Native American	Hispanic/Latino	A.A/Black	Asian	Death	Transfer To Other Denominations	Transfer To Other United Methodist Churches	Previous Year's Reporting Errors— Total Professing Membership By Subtraction	Withdrawn	Charge Conference Action	From Other Denominations	From Other United Methodist Churches	Previous Year's Reporting Errors— Total Professing Membership By Addition	Restored By Affirmation	This Year On Profession Of Christian Faith	Total Professing Members At Close Of Last Year
CHURCH NAME	PASTOR'S NAME	1	2A	2B	2C	3	4	5A	5B	5C	6	7	8	9A	9B	9C	9D	9E	9F	9G	9
Aley	Eston Williams	81	1	0	0	1	4	0	4	0	0	0	4	0	0	5	0	0	74	0	79
Annona	Don C. Benton	22	0	0	0	0	0	0	0	0	0	0	0	0	0	0	0	0	22	0	22
Boxelder	Don C. Benton	42	0	0	1	0	0	0	0	4	2	0	2	0	0	0	0	0	35	0	35
Lone Star	Don C. Benton	24	0	0	0	0	0	0	0	0	0	0	1	0	0	0	0	0	23	0	23
Arbala	W. James Goodwin	26	0	0	0	0	0	0	0	0	0	0	0	0	0	0	0	0	26	0	26
Gafford Chapel	W. James Goodwin	61	0	0	0	0	0	0	0	0	0	0	1	0	0	0	0	0	60	0	60
Avery	Jack Cloyd	122	4	4	0	4	2	15	0	0	0	0	3	0	0	0	0	0	110	8	118
Williams Chapel	Jack Cloyd	51	0	0	0	0	0	9	0	0	0	0	1	0	0	0	0	0	41	0	41
Birthright	Paul M. Bailey	55	0	0	0	0	0	0	0	0	4	0	1	0	0	0	0	0	50	0	50
Blanton Chapel	David Riley	16	0	0	0	0	0	0	0	0	0	0	0	0	0	0	0	0	16	0	16
Blossom	Michael Wood	67	2	0	0	2	0	0	0	0	0	0	1	0	0	0	0	0	70	0	70
Shady Grove	Michael Wood	12	0	0	0	0	0	0	0	0	0	0	0	0	0	6	0	0	6	0	12
Bogata	Edward Lee	150	3	1	0	2	1	0	20	0	6	4	3	0	0	0	0	0	124	0	124
Bonham First	Dyan Dietz	313	0	1	0	2	2	0	0	0	2	0	12	0	2	0	0	0	302	0	304
Bonham Wesley	Rickey Robbins	34	4	0	0	0	0	0	0	0	0	0	5	0	0	0	0	0	33	0	33
Telephone	Rickey Robbins	14	0	0	0	0	0	0	0	0	0	0	0	0	0	0	1	0	13	0	14
Caddo Mills	Debra A. Lyons	63	0	0	0	0	0	0	0	0	0	0	1	0	0	2	0	0	60	0	62
Celeste	Jay Henderson	93	0	0	1	4	0	15	0	0	1	0	1	0	0	3	0	0	78	0	81
Kingston	Jay Henderson	52	5	0	0	0	0	0	0	6	0	4	0	0	0	0	0	0	47	0	47
Charleston	R. Gary Regan	113	12	0	0	4	2	24	0	0	0	0	2	0	0	0	0	0	105	0	105
Clarksville McKenzie Mem.	Jerry Colgrove	132	1	0	0	2	5	0	0	0	0	0	1	5	0	1	0	0	133	0	134
Clarksville St. Paul	Ted Robinson	38	0	0	0	0	1	0	0	0	0	0	1	0	38	0	0	0	0	0	38
College Mound	Larry D. Davis	267	5	0	0	4	1	0	3	0	0	0	6	1	1	16	5	0	241	4	268
Commerce First	Gregory S. Neal	441	2	1	0	6	5	31	0	0	3	2	10	0	5	4	0	0	400	0	409
Como	Beverly Olsen	77	0	0	0	0	0	0	0	0	2	0	1	0	0	2	0	0	72	0	74

East District Table 1 (Continued)

CHURCH MEMBERSHIP																					
		RECEIVED						REMOVED						FULL MEMBERS AT CLOSE OF YEAR							
					Previous Year's Reporting Errors— Total Professing Membership By Addition	From Other United Methodist Churches	From Other Denominations	Charge Conference Action	Withdrawn	Previous Year's Reporting Errors— Total Professing Membership By Subtraction	Transfer To Other United Methodist Churches	Transfer To Other Denominations	Death	Asian	AA/Black	Hispanic/Latino	Native American	Pacific Islander	White	Multi-Racial	Total Professing Members At Close Of This Year
CHURCH NAME	PASTOR'S NAME	1	2A	2B	2C	3	4	5A	5B	5C	6	7	8	9A	9B	9C	9D	9E	9F	9G	9
Pine Forest	Beverly Olsen	16	1	0	0	0	0	0	0	0	0	0	0	0	0	0	0	0	17	0	17
Cooper	Mark T. Moore	119	2	0	0	0	0	0	0	0	0	0	0	0	0	0	0	0	121	0	121
Crandall	James Wilkins	55	3	0	0	1	1	0	0	0	0	0	2	0	0	2	0	0	56	0	58
Cumby	Duncan Graham	47	6	0	0	0	1	0	0	0	2	0	3	0	0	0	0	0	49	0	49
Cuthand	John Purviance	225	5	0	0	0	8	0	0	0	0	0	5	0	0	2	0	0	231	0	233
Deport	Susan Leddy	82	0	0	0	0	0	2	0	0	0	0	2	0	0	4	2	0	72	0	78
Martin Memorial	Dylan Lee	39	0	0	0	0	0	0	0	0	0	0	2	0	0	0	0	0	37	0	37
Woodland	Dylan Lee	40	2	1	0	0	0	0	3	0	0	1	3	0	0	0	0	0	36	0	36
Ector	Dee Morton	73	1	0	0	0	2	0	0	0	0	0	0	0	1	2	0	0	73	0	76
Mulberry	Dee Morton	20	0	0	0	0	0	0	0	0	0	0	1	0	0	2	0	0	17	0	19
Enloe	Stacey Smith	52	0	0	0	1	0	0	0	0	0	0	3	0	0	0	0	0	50	0	50
Ben Franklin	Stacey Smith	19	2	0	0	0	0	0	3	0	0	3	1	0	0	0	0	0	14	0	14
Kavanaugh	Stephen Cotten	195	2	0	0	4	4	0	0	0	0	0	7	0	0	4	0	0	194	0	198
Salem-Kinser	Billy M. Shaddox	131	0	0	0	0	1	0	0	0	0	0	3	2	0	4	4	2	116	1	129
Floyd	Billy M. Shaddox	24	0	1	0	0	0	0	0	0	0	0	1	0	0	2	1	0	21	0	24
Campbell	Pam Zolczer	25	0	0	0	0	0	0	0	0	0	0	1	0	0	0	0	0	24	0	24
Caney	Pam Zolczer	11	0	0	0	0	0	0	0	0	0	0	1	0	0	0	0	0	10	0	10
Greenville Wesley	Gene Wisdom	906	12	0	0	10	3	0	1	0	5	0	15	1	2	3	1	3	900	0	910
Westview	Carolyn Allbritton	82	1	0	0	0	0	0	3	0	3	0	4	1	0	2	0	0	67	3	73
Wolfe City First	Carolyn Allbritton	136	0	0	0	0	4	0	0	0	3	11	1	0	4	3	0	0	118	0	125
Grove Hill	Jim McIntire	10	0	0	0	3	0	0	0	0	0	0	0	0	0	1	0	0	12	0	13
Honey Grove McKenzie	Vivian Crowson	119	0	0	0	0	3	0	0	0	0	0	3	0	0	0	0	0	116	3	119
Forest Hill	Vivian Crowson	23	0	0	0	2	0	0	0	0	0	0	0	0	0	1	0	0	23	1	25
Kaufman	Elizabeth Kellner	348	2	0	0	3	2	0	0	0	2	3	2	0	0	4	0	0	339	5	348
Kemp	Robert Williams	77	0	0	0	0	0	0	0	0	0	0	3	0	0	0	0	0	74	0	74

26

27

28

29

30

31

32

33

34

35

36

37

38

39

40

41

42

43

44

45

46

47

48

49

50

East District Table 1 (Continued)

CHURCH MEMBERSHIP																					
		RECEIVED						REMOVED						FULL MEMBERS AT CLOSE OF YEAR							
					Previous Year's Reporting Errors— Total Professing Membership By Addition	From Other United Methodist Churches	From Other Denominations	Charge Conference Action	Withdrawn	Previous Year's Reporting Errors— Total Professing Membership By Subtraction	Transfer To Other United Methodist Churches	Transfer To Other Denominations	Death	Asian	AA/Black	Hispanic/Latino	Native American	Pacific Islander	White	Multi-Racial	Total Professing Members At Close Of This Year
CHURCH NAME	PASTOR'S NAME	1	2A	2B	2C	3	4	5A	5B	5C	6	7	8	9A	9B	9C	9D	9E	9F	9G	9
Becker	Robert Williams	47	0	0	0	0	0	0	0	0	0	0	1	0	0	0	0	0	46	0	46
Ladonia	Michael Rowe	38	0	0	0	0	0	0	0	0	0	0	1	0	0	0	0	0	37	0	37
Pecan Gap	Michael Rowe	52	0	0	0	0	0	0	0	0	0	0	0	3	0	0	0	0	49	0	52
Leonard	Adam Spore	199	1	2	0	0	0	0	0	0	0	3	0	0	0	0	0	0	199	0	199
Lone Oak	Susan Gross	58	0	0	0	0	0	0	0	0	0	4	1	0	0	0	0	0	53	0	53
Mabank	Dana Norton	271	7	8	0	5	7	0	0	0	2	0	5	0	2	28	0	0	261	0	291
Miller Grove	Howard Strickland	63	2	0	0	0	0	0	1	0	0	0	4	0	0	0	0	0	60	0	60
Mt. Vernon First	John Wallace	404	2	1	0	3	5	0	0	3	2	3	7	0	2	3	2	0	392	1	400
Old Saltillo	John Wallace	11	0	0	3	4	0	0	0	0	0	0	1	0	0	0	0	0	17	0	17
Belk	Mark Hutchison	41	0	0	0	0	0	0	0	0	0	0	0	0	0	0	0	0	41	0	41
Chicota	Mark Hutchison	13	0	0	0	0	0	0	0	0	0	0	0	0	0	0	0	0	13	0	13
Powderly First	Mark Hutchison	106	0	0	0	0	0	0	0	0	0	0	0	0	0	0	0	0	106	0	106
Mount Tabor-Sumner	Mark Hutchison	18	0	0	0	0	0	0	0	0	0	0	1	0	0	0	0	0	17	0	17
Wilson Chapel	Steve W. Gibbs	22	0	0	0	0	0	0	0	0	0	0	1	0	0	0	0	0	21	0	21
Rosser First	Steve W. Gibbs	32	0	0	0	0	0	0	0	0	0	0	0	0	0	0	0	0	32	0	32
Calvary	E. Ben Read	522	0	0	0	2	2	17	0	0	5	2	9	1	1	0	0	0	490	1	493
Paris First	Rob Spencer	782	17	0	0	13	20	0	0	0	4	0	15	0	2	0	1	0	810	0	813
Mt. Zion	Eddie Jean Adams	130	0	0	0	0	0	0	0	0	0	5	0	0	125	0	0	0	0	0	125
Oak Park	Judith Brandt	81	0	0	0	0	0	0	0	0	0	1	5	0	0	1	0	0	74	0	75
Pickton	Henry Suche	69	0	0	0	0	0	0	0	0	0	0	2	0	0	0	0	0	67	0	67
Poetry	Kathryn Curbo	45	0	0	0	0	0	0	1	0	0	0	1	0	0	0	0	0	43	0	43
Quinlan First	Eric Rothe	288	0	0	2	2	0	20	0	0	6	15	7	3	0	2	3	0	236	0	244
Roxton	Edrue Dodd	74	1	0	0	0	0	0	0	0	0	0	4	0	0	0	0	0	71	0	71
Sulphur Springs First	Pete Adrian	991	0	0	0	12	25	0	0	0	9	2	9	5	5	4	0	0	994	0	1008
Sulphur Bluff	David Larkin	41	1	0	0	0	3	0	0	0	0	0	1	1	0	0	0	0	43	0	44

East District Table 1 (Continued)

CHURCH MEMBERSHIP																					
		RECEIVED						REMOVED						FULL MEMBERS AT CLOSE OF YEAR							
					Previous Year's Reporting Errors— Total Professing Membership By Addition	From Other United Methodist Churches	From Other Denominations	Charge Conference Action	Withdrawn	Previous Year's Reporting Errors— Total Professing Membership By Subtraction	Transfer To Other United Methodist Churches	Transfer To Other Denominations	Death	Asian	AA/Black	Hispanic/Latino	Native American	Pacific Islander	White	Multi-Racial	Total Professing Members At Close Of This Year
CHURCH NAME	PASTOR'S NAME	1	2A	2B	2C	3	4	5A	5B	5C	6	7	8	9A	9B	9C	9D	9E	9F	9G	9
Tira	David Larkin	36	0	0	0	0	0	0	0	0	0	0	2	0	0	0	0	0	34	0	34
Wesley Sulphur Springs	Steven B. Cook	180	3	0	0	2	1	10	0	0	0	3	5	0	1	4	0	0	163	0	168
Terrell First	Charles Aaron	429	2	0	0	0	3	0	2	0	3	2	6	6	2	0	0	0	410	3	421
Terrell Warren Chapel	Doris L. Smith	26	3	0	0	0	0	1	0	0	0	2	0	0	26	0	0	0	0	0	26
Trenton	Kathy McLean-Daavis	137	3	3	0	0	0	0	0	0	6	3	1	0	0	0	0	0	133	0	133
Virginia Point	Louella Williams	64	10	0	0	0	0	0	0	0	0	0	2	0	0	0	0	0	72	0	72
Windom	Steven Knos	42	0	0	0	0	0	0	0	0	0	11	4	0	0	0	0	0	27	0	27
Lannius	Steven Knox	14	0	0	0	0	0	0	0	0	0	0	0	0	0	0	0	0	14	0	14
Winnsboro First	Michael R. Langdon	271	3	0	0	5	1	0	0	0	1	2	4	0	1	0	0	0	272	0	273
Tinney Chapel	Jim Hilton	67	1	0	0	2	8	3	2	0	0	0	4	0	0	0	14	0	55	0	69
Saltillo	Merged	7	0	0	0	0	0	0	0	0	7	0	0	0	0	0	0	0	0	0	0
Shooks Chapel	Closed	0	0	0	0	0	0	0	0	0	0	0	0	0	0	0	0	0	0	0	0
EAST DISTRICT	Victor Casad	0	0	0	0	0	0	0	0	0	0	0	0	0	0	0	0	0	0	0	0
TOTAL 2015		10911	134	23	7	105	127	147	43	13	80	87	227	24	220	111	40	5	10280	30	10710
TOTAL 2014		11389	158	14	8	88	127	253	34	210	112	50	214	23	224	107	39	5	10487	26	10911
Inc/Dec 2015 over 2014		-478	-24	9	-1	17	0	-106	9	-197	-32	37	13	1	-4	4	1	0	-207	4	-201

East District Table 2

	CHURCH MEMBERSHIP						CHURCH SCHOOL AND SMALL GROUP MINISTRIES										UMM		UMW	
	Avg Attendance At All Weekly Worship Services	Number Of Persons Baptized This Year (0–12 yrs)	Number Of Persons Baptized This Year (13 yrs–older)	Baptized Members Who Are Not Professing Members	Number Of Other Constituents	Total Enrolled In Confirmation Classes This Year	Children In All Christian Formation Groups And Small Group Ministries	Youth In All Christian Formation Groups And Small Group Ministries	Young Adults In All Christian Formation Groups And Small Group Ministries	Adults In All Christian Formation Groups And Small Group Ministries	Total Christian Formation Participants	Avg Weekly Attendance (all ages) In Sunday School	Participants In Vacation Bible School	Number Of Classes and Other Small Groups (All Ages) For Learning In Sunday School	Number Of Classes and Other Small Groups (All Ages) For Learning Other Than Sunday School	Number Of Short-Term Classes And Small Groups (All Ages)	Membership In United Methodist Men	Amount Paid for Projects	Membership In United Methodist Women	Amount Paid For Local Church And Community Work
CHURCH NAME	10	11a	11b	12	13	14	15	16	17	18	19	20	21	22	23	24	25a	25b	26a	26b
1 Aley	54	0	0	0	15	0	0	0	3	41	44	36	0	1	0	0	11	0	26	2658
2 Annona	8	0	0	0	5	0	0	0	0	6	6	5	0	1	1	0	0	0	0	2
3 Boxelder	13	0	0	4	6	0	1	0	0	5	6	5	0	1	0	0	0	0	0	3
4 Lone Star	8	0	0	0	0	0	0	0	0	0	0	6	0	1	0	0	0	0	0	4
5 Arbala	35	0	2	3	12	0	8	8	0	8	24	0	15	0	1	1	0	0	0	5
6 Gafford Chapel	45	0	0	23	12	0	24	18	12	20	74	40	30	4	3	4	0	0	0	6
7 Avery	72	5	2	24	40	0	29	10	8	35	82	35	57	6	1	0	0	0	0	7
8 Williams Chapel	24	0	0	0	7	0	8	0	0	13	21	18	8	2	2	0	0	0	0	8
9 Birthright	17	0	0	0	0	0	0	0	0	17	17	17	0	2	1	1	0	0	0	9
10 Blanton Chapel	10	0	0	0	0	0	0	0	0	16	16	10	0	2	0	0	0	0	0	10
11 Blossom	32	0	0	0	12	0	8	0	0	15	23	0	0	0	0	0	0	0	0	11
12 Shady Grove	8	0	1	5	5	0	3	0	3	0	6	8	0	0	0	0	0	0	0	12
13 Bogata	45	0	2	0	14	0	5	0	2	45	52	14	45	1	1	3	18	1025	14	500
14 Bonham First	147	1	0	25	32	0	45	18	3	181	247	79	13	10	4	2	0	0	31	1600
15 Bonham Wesley	20	0	0	0	0	0	0	0	0	0	0	8	0	0	1	0	0	0	0	15
16 Telephone	7	0	0	0	0	0	0	0	0	18	18	7	0	1	0	0	0	0	0	16
17 Caddo Mills	58	3	8	19	29	8	21	8	0	20	49	35	40	2	0	4	0	0	0	17
18 Celeste	39	0	0	0	7	0	8	6	6	13	33	22	0	3	4	0	3	589	26	346
19 Kingston	32	1	5	9	12	0	8	6	10	8	32	23	36	2	3	0	5	589	0	19
20 Charleston	53	1	3	19	35	0	15	0	0	30	45	8	22	1	1	0	0	0	4	306
21 Clarksville McKenzie Mem.	61	0	0	0	5	0	0	0	0	41	41	25	0	4	0	1	0	0	0	21
22 Clarksville St. Paul	25	0	0	0	0	0	3	3	0	10	16	10	0	2	1	0	0	0	18	250
23 College Mound	95	3	2	2	53	0	44	21	49	128	242	35	134	7	8	4	0	0	21	2530
24 Commerce First	138	0	1	39	32	8	188	28	153	109	478	63	40	11	8	3	0	0	18	150
25 Como	40	1	0	0	0	0	20	6	0	15	41	23	0	4	1	1	0	0	0	25

East District Table 2 (Continued)

	CHURCH MEMBERSHIP						CHURCH SCHOOL AND SMALL GROUP MINISTRIES										UMM		UMW	

East District Table 2 (Continued)

	CHURCH MEMBERSHIP						CHURCH SCHOOL AND SMALL GROUP MINISTRIES										UMM		UMW	
	Avg Attendance At All Weekly Worship Services	Number Of Persons Baptized This Year (0–12 yrs)	Number Of Persons Baptized This Year (13 yrs–older)	Baptized Members Who Are Not Professing Members	Number Of Other Constituents	Total Enrolled In Confirmation Classes This Year	Children In All Christian Formation Groups And Small Group Ministries	Youth In All Christian Formation Groups And Small Group Ministries	Young Adults In All Christian Formation Groups And Small Group Ministries	Adults In All Christian Formation Groups And Small Group Ministries	Total Christian Formation Participants	Avg Weekly Attendance (all ages) In Sunday School	Participants In Vacation Bible School	Number Of Classes and Other Small Groups (All Ages) For Learning In Sunday School	Number Of Classes and Other Small Groups (All Ages) For Learning Than Sunday School	Number Of Classes and Other Small Groups (All Ages)	Membership In United Methodist Men	Amount Paid for Projects	Membership In United Methodist Women	Amount Paid For Local Church And Community Work
CHURCH NAME	10	11a	11b	12	13	14	15	16	17	18	19	20	21	22	23	24	25a	25b	26a	26b
51 Becker	23	0	0	0	18	0	0	0	0	0	0	0	2	0	0	0	0	0	0	0
52 Ladonia	9	0	0	0	0	0	1	1	0	8	10	5	0	1	0	2	0	0	0	0
53 Pecan Gap	24	0	0	1	4	0	3	2	0	18	23	12	0	1	0	2	0	0	16	700
54 Leonard	108	0	0	31	163	8	24	29	8	103	164	52	78	5	2	7	22	3500	51	5403
55 Lone Oak	27	0	0	0	0	0	0	0	0	11	11	8	24	1	1	1	0	0	12	1000
56 Mabank	180	3	3	3	161	12	78	89	0	212	379	76	85	8	12	5	0	0	0	0
57 Miller Grove	35	0	2	6	10	0	5	0	0	0	5	5	0	1	0	0	0	0	0	0
58 Mt. Vernon First	201	2	0	35	120	0	250	60	0	250	560	75	160	10	12	40	10	0	20	100
59 Old Saltillo	11	0	0	0	5	0	0	0	0	7	7	7	0	1	0	0	0	0	0	0
60 Belk	18	0	0	0	6	0	0	3	0	8	11	0	0	0	1	1	0	0	4	0
61 Chicota	16	0	0	0	5	0	0	0	0	8	8	0	0	0	1	0	0	0	0	0
62 Powderly First	32	0	0	0	10	0	0	2	0	15	17	15	0	2	2	1	0	0	16	600
63 Mount Tabor-Sumner	16	0	0	0	4	0	0	0	0	4	4	10	0	1	1	0	0	0	0	0
64 Wilson Chapel	14	0	0	0	0	0	0	0	0	0	0	0	0	0	0	0	0	0	0	0
65 Rosser First	12	0	0	0	0	0	0	0	0	0	0	0	0	0	0	0	0	0	0	0
66 Calvary	155	0	0	58	89	0	10	8	0	100	118	108	40	10	1	1	25	1500	49	1200
67 Paris First	391	9	4	85	125	12	85	36	20	200	341	165	93	17	7	11	12	500	23	600
68 Mt. Zion	47	2	0	0	1	0	5	4	1	11	21	16	0	5	2	1	11	0	17	147
69 Oak Park	40	0	0	0	0	0	0	0	2	15	17	17	0	0	3	0	0	0	0	0
70 Pickton	40	0	0	0	3	0	11	5	0	20	36	20	0	4	2	0	0	0	14	265
71 Poetry	27	0	0	0	2	0	4	2	1	20	27	7	0	1	3	2	0	0	0	0
72 Quinlan First	110	0	0	0	45	0	8	2	0	54	64	62	75	6	5	2	20	2000	46	2000
73 Roxton	33	2	1	3	0	0	0	8	0	21	29	10	21	1	2	0	0	0	12	200
74 Sulphur Springs First	328	1	1	58	25	10	61	74	37	384	556	198	145	17	3	12	0	0	12	2904
75 Sulphur Bluff	26	0	1	0	0	0	4	0	0	20	24	4	0	1	0	0	0	0	0	0

East District Table 2 (Continued)

	CHURCH MEMBERSHIP						CHURCH SCHOOL AND SMALL GROUP MINISTRIES										UMM		UMW	
	Avg Attendance At All Weekly Worship Services	Number Of Persons Baptized This Year (0-12 yrs)	Number Of Persons Baptized This Year (13 yrs-older)	Baptized Members Who Are Not Professing Members	Number Of Other Constituents	Total Enrolled In Confirmation Classes This Year	Children In All Christian Formation Groups And Small Group Ministries	Youth In All Christian Formation Groups And Small Group Ministries	Young Adults In All Christian Formation Groups And Small Group Ministries	Adults In All Christian Formation Groups and Small Group Ministries	Total Christian Formation Participants	Avg Weekly Attendance (all ages) In Sunday School	Participants In Vacation Bible School	Number Of Classes and Other Small Groups (All Ages) For Learning In Sunday School	Number Of Classes and Other Small Groups (All Ages) For Learning Other Than Sunday School	Number Of Short-Term Classes And Small Groups (All Ages)	Membership In United Methodist Men	Amount Paid for Projects	Membership In United Methodist Women	Amount Paid For Local Church And Community Work
CHURCH NAME	10	11a	11b	12	13	14	15	16	17	18	19	20	21	22	23	24	25a	25b	26a	26b
76 Tira	16	0	0	14	0	0	4	0	0	9	13	9	0	2	0	0	0	0	0	0
77 Wesley Sulphur Springs	110	1	0	10	15	0	64	21	12	126	223	88	108	6	3	5	0	0	21	1624
78 Terrell First	73	0	0	79	118	0	6	10	6	120	142	40	0	5	3	3	10	300	0	0
79 Terrell Warren Chapel	17	2	1	0	7	0	3	1	0	0	4	7	25	2	0	0	2	20	9	2008
80 Trenton	58	3	0	28	14	3	19	10	0	36	65	37	0	4	2	2	0	0	0	0
81 Virginia Point	34	0	0	0	0	0	6	5	0	9	20	14	0	2	1	12	0	0	0	0
82 Windom	12	0	0	0	0	0	0	0	0	5	5	5	0	1	0	0	0	0	0	0
83 Lannius	7	0	0	0	4	0	0	0	0	0	0	8	0	1	0	0	0	0	0	0
84 Winnsboro First	85	1	0	20	27	0	14	4	0	139	157	54	0	7	7	3	11	1000	15	1663
85 Tinney Chapel	54	0	0	0	26	0	2	7	0	51	60	37	0	6	2	1	0	0	0	0
86 Saltillo	1	0	0	0	0	0	0	0	0	0	0	0	0	0	0	0	0	0	0	0
87 Shooks Chapel	1	0	0	0	0	0	0	0	0	0	0	0	0	0	0	0	0	0	0	0
88 EAST DISTRICT	0	0	0	0	0	0	0	0	0	0	0	0	0	0	0	0	0	0	0	0
TOTAL 2015	4729	70	53	872	1740	68	1386	680	438	3613	6117	2258	1892	275	165	175	240	13551	697	35584
TOTAL 2014	4895	97	49	863	1797	68	1429	719	384	3498	6030	2412	1973	303	152	137	262	17945	1078	62765
Inc/Dec 2015 over 2014	-166	-27	4	9	-57	0	-43	-39	54	115	87	-154	-81	-28	13	38	-22	-4394	-381	-27181

East District Table 3

	MISSION AND COMMUNITY MINISTRIES					PROPERTY AND OTHER ASSETS				CONNECTIONAL PROGRAMS						
	Number Of Persons Sent On UMYIM Teams From Local Church	Number Of Persons Sent On UMYIM Teams From Local Church	Number of persons engaged in mission	Number Of Persons Served By Community Ministries For Daycare And/Or Education	Number Of Persons Served By Community Ministries For Outreach, Justice, And Mercy	Market Value Of Church-Owned Land, Buildings And Equipment	Market Value Of Other Church-Owned Assets	Debt Secured By Church Physical Assets	Other Debt	Total APPORTIONED To Local Church For All Causes Paid To AC Treasurer	Total PAID By Local Church For All Apportioned Causes To AC Treasurer	General Advance Specials	World Service Special Gifts	Annual Conference Advance Specials	Youth Service Fund	Other Funds For Connectional Mission And Ministry
CHURCH NAME	27a	27b	28	29	30	31	32	33	34	35a	35b	37	38	39	40	41
1 Aley	0	0	16	6	1465	406200	50990	0	0	11108	11108	75	0	0	0	0
2 Annona	0	0	8	0	50	617327	15111	0	0	2460	2460	0	0	0	0	0
3 Boxelder	0	0	10	0	100	419091	34437	0	0	3986	3986	0	0	50	0	0
4 Lone Star	0	0	12	0	50	82000	66262	0	0	1921	1921	0	0	100	0	0
5 Arbala	0	0	25	0	70	95000	112000	0	0	1640	1640	0	0	0	0	0
6 Gafford Chapel	0	0	25	0	70	663365	59347	85000	0	5620	5620	500	0	0	0	0
7 Avery	0	0	16	0	487	951577	85024	0	0	7347	7347	0	0	0	0	0
8 Williams Chapel	0	0	21	0	115	71379	119231	0	0	4053	4053	0	0	0	0	0
9 Birthright	0	0	6	0	770	403800	31425	0	0	2894	2894	250	0	0	0	200
10 Blanton Chapel	0	0	0	0	0	120000	4074	0	0	1063	1063	0	0	0	0	0
11 Blossom	0	0	20	0	1500	408000	26975	0	0	4280	4280	0	0	0	0	0
12 Shady Grove	0	0	7	0	800	66000	10000	0	0	823	823	0	0	0	0	0
13 Bogata	0	0	15	0	600	993818	27720	0	0	14173	14173	0	0	0	0	316
14 Bonham First	0	0	31	155	350	2567780	8168	0	49990	39558	39558	0	0	0	0	0
15 Bonham Wesley	0	0	0	0	0	596680	3961	0	0	3504	3504	0	0	0	0	0
16 Telephone	0	0	0	0	0	150000	11039	0	0	1131	1131	0	0	0	0	0
17 Caddo Mills	0	0	62	78	150	380000	129974	0	0	6886	6886	0	0	0	0	0
18 Celeste	0	0	12	0	34	872165	27274	111818	0	9388	9388	0	0	0	0	0
19 Kingston	0	0	4	0	26	239769	11560	0	0	2653	2653	0	0	0	0	0
20 Charleston	0	0	26	0	409	65000	22000	0	0	4752	4752	0	0	0	0	0
21 Clarksville McKenzie Mem.	0	0	0	0	0	2163188	92132	0	0	14588	14588	0	0	0	0	0
22 Clarksville St. Paul	0	0	4	10	25	145000	7750	0	0	3187	2000	0	0	0	0	0
23 College Mound	0	0	34	0	2500	1750000	101625	0	0	21708	21708	100	0	0	0	0
24 Commerce First	0	0	345	138	1860	7551500	1817797	0	0	46475	46475	1480	0	1000	0	500
25 Como	0	0	6	10	45	572981	401852	0	0	6210	6210	0	0	0	0	0

East District Table 3 (Continued)

		MISSION AND COMMUNITY MINISTRIES				PROPERTY AND OTHER ASSETS				CONNECTIONAL PROGRAMS							
		Number Of Persons Sent On UMWYM Teams From Local Church	Number of persons engaged in mission	Number Of Persons Served By Community Ministries For Daycare And/Or Education	Number Of Persons Served By Community Ministries For Outreach, Justice, And Mercy	Market Value Of Church-Owned Land, Buildings And Equipment	Market Value Of Other Church-Owned Assets	Debt Secured By Church Physical Assets	Other Debt	Total APPORTIONED To Local Church For All Causes Paid To AC Treasurer	Total PAID By Local Church For All Apportioned Causes To AC Treasurer	General Advance Specials	World Service Special Gifts	Annual Conference Advance Specials	Youth Service Fund	Other Funds For Connectional Mission And Ministry	
CHURCH NAME		27a	27b	28	29	30	31	32	33	34	35a	35b	37	38	39	40	41
26	Pine Forest	0	0	9	0	400	85000	30418	0	0	2194	2194	0	0	0	0	0
27	Cooper	0	0	35	0	5300	1500000	29358	6708	0	10894	8717	0	0	0	0	0
28	Crandall	0	0	5	0	12633	400000	3000	25000	0	3032	3032	150	0	1363	0	0
29	Cumby	0	0	15	0	185	396601	36000	0	0	1981	1981	0	0	0	0	0
30	Cuthand	0	0	6	0	200	576000	248779	0	0	12373	12373	0	0	0	0	0
31	Deport	0	0	20	0	800	762027	42711	0	0	7556	7556	0	0	0	0	0
32	Martin Memorial	0	0	0	0	0	500000	45000	0	0	3663	3663	0	0	2	0	500
33	Woodland	0	0	0	0	0	155000	8500	0	0	3127	3127	0	0	0	0	0
34	Ector	0	0	15	0	400	478500	59615	0	0	4134	4134	55	0	0	0	0
35	Mulberry	0	0	4	0	225	195000	8800	0	0	1441	1441	0	0	0	0	0
36	Enloe	0	0	0	0	0	187000	35225	0	0	3168	3168	0	0	0	0	1000
37	Ben Franklin	0	0	0	0	0	150000	916	0	0	1433	1433	0	0	0	0	0
38	Kavanaugh	0	0	65	65	260	5626447	873428	0	0	33095	33095	0	0	0	0	503
39	Salem-Kinser	0	0	25	32	25	1784861	85435	0	0	12537	12537	0	0	0	0	0
40	Floyd	0	0	8	8	8	149048	38471	0	0	1654	1654	0	0	0	0	0
41	Campbell	0	0	0	0	0	214120	5818	0	0	1879	1879	0	0	0	0	0
42	Caney	0	0	3	0	45	65563	4752	0	0	630	630	0	0	0	0	0
43	Greenville Wesley	1	14	235	88	2780	10773141	1095262	2062821	0	89740	89740	400	0	1000	0	450
44	Westview	0	0	25	0	150	1684956	14030	27226	0	11543	8348	200	0	0	0	0
45	Wolfe City First	0	0	25	0	350	1266617	21599	0	0	13613	13613	312	0	1500	0	0
46	Grove Hill	0	0	0	0	0	95000	42888	0	0	953	953	0	0	0	0	0
47	Honey Grove McKenzie	0	0	7	0	50	1389079	391936	0	0	11829	11829	0	0	0	0	0
48	Forest Hill	0	0	0	0	0	47000	7698	0	0	2148	2148	0	0	0	0	0
49	Kaufman	0	0	30	0	3761	2757500	99098	0	0	32265	32265	227	0	0	0	0
50	Kemp	0	0	18	0	400	646700	88203	0	0	7298	7298	250	0	0	0	0

East District Table 3 (Continued)

	MISSION AND COMMUNITY MINISTRIES					PROPERTY AND OTHER ASSETS				CONNECTIONAL PROGRAMS						
	Number Of Persons Sent On UMWIM Teams From Local Church	Number of persons engaged in mission	Number Of Persons Served By Community Ministries For Daycare And/or Education	Number Of Persons Served By Community Ministries For Outreach, Justice, And Mercy	Market Value Of Church-Owned Land, Buildings And Equipment	Market Value Of Other Church-Owned Assets	Debt Secured By Church Physical Assets	Other Debt	Total APORTIONED To Local Church For All Causes Paid To AC Treasurer	Total PAID By Local Church For All Apportioned Causes To AC Treasurer	General Advance Specials	World Service Special Gifts	Annual Conference Advance Specials	Youth Service Fund	Other Funds For Connectional Mission And Ministry	
CHURCH NAME	27a	27b	28	29	30	31	32	33	34	35a	35b	37	38	39	40	41
51 Becker	0	0	0	0	270	176980	73050	0	0	3337	3337	150	0	0	0	0
52 Ladonia	0	0	3	0	350	248680	21515	0	0	2916	2916	0	0	0	0	0
53 Pecan Gap	0	0	18	0	350	239769	198578	0	0	4245	4245	600	0	100	0	0
54 Leonard	0	28	58	0	475	1482000	179420	0	0	15954	15954	140	0	0	0	0
55 Lone Oak	0	0	6	0	300	612500	84700	0	0	5497	5497	60	0	0	0	67
56 Mabank	0	0	240	725	12625	2231598	317847	411511	0	48770	48770	0	0	0	0	0
57 Miller Grove	0	0	1	0	275	331200	109323	0	0	3085	3085	0	0	0	0	0
58 Mt. Vernon First	0	0	278	114	2000	7882250	345269	0	27760	57240	57240	1454	0	1755	0	0
59 Old Saltillo	0	0	0	0	0	238000	59029	0	0	859	859	0	0	0	0	0
60 Belk	0	0	4	15	250	200000	133000	0	0	3007	3007	0	0	0	0	0
61 Chicota	0	0	3	50	250	95000	14000	0	0	1702	1702	0	0	0	0	0
62 Powderly First	0	0	20	5	325	275000	126000	0	0	5875	5875	0	0	0	0	0
63 Mount Tabor-Sumner	0	0	4	0	250	155000	53300	0	0	1950	1950	0	0	0	0	0
64 Wilson Chapel	0	0	0	0	0	100000	8200	0	0	1387	1387	0	0	0	0	0
65 Rosser First	0	0	0	0	0	53000	201	0	0	1655	1655	0	0	0	0	0
66 Calvary	0	0	30	32	400	2858642	777868	0	0	44251	44251	241	0	0	0	5255
67 Paris First	0	0	90	100	7000	9975000	2100995	0	0	82966	82966	4511	0	4200	0	4445
68 Mt. Zion	0	0	17	0	163	563800	42153	0	0	9443	9443	0	0	0	0	0
69 Oak Park	0	0	0	0	0	20129510	42000	0	0	12133	2427	0	0	0	0	0
70 Pickton	0	0	0	0	0	530450	76037	0	0	4091	4091	0	0	0	0	0
71 Poetry	0	0	37	0	2200	50526	93181	0	0	4617	4617	150	0	75	0	307
72 Quinlan First	0	0	55	100	3315	1910000	166043	378833	0	27202	27202	100	0	0	0	0
73 Roxton	0	0	0	0	200	789500	46573	0	0	10567	10567	0	0	0	0	0
74 Sulphur Springs First	0	0	130	50	1800	6142200	683600	182350	0	106118	106118	2182	0	2300	0	0
75 Sulphur Bluff	0	0	4	0	146	250000	76880	0	0	3176	3176	0	0	0	0	0

East District Table 3 (Continued)

	MISSION AND COMMUNITY MINISTRIES					PROPERTY AND OTHER ASSETS				CONNECTIONAL PROGRAMS						
	Number Of Persons Sent On UMYM Teams From Local Church	Number of persons engaged in mission	Number Of Persons Served By Community Ministries For Daycare And/Or Education	Number Of Persons Served By Community Ministries For Outreach, Justice, And Mercy	Market Value Of Church-Owned Land, Buildings And Equipment	Market Value Of Other Church-Owned Assets	Debt Secured By Church Physical Assets	Other Debt	Total APPORTIONED To Local Church For All Causes Paid To AC Treasurer	Total PAID By Local Church For All Apportioned Causes To AC Treasurer	General Advance Specials	World Service Special Gifts	Annual Conference Advance Specials	Youth Service Fund	Other Funds For Connectional Mission And Ministry	
	27a	27b	28	29	30	31	32	33	34	35a	35b	37	38	39	40	41
76 Tira	0	0	4	0	25	212180	105657	0	0	3059	3059	0	0	0	0	250
77 Wesley Sulphur Springs	0	0	36	55	730	3115560	216909	0	0	24676	24676	195	0	0	0	0
78 Terrell First	0	0	10	180	1020	2361021	383783	0	0	33750	33750	466	0	0	0	0
79 Terrell Warren Chapel	0	0	10	0	200	135000	3665	0	0	2880	2880	0	0	0	0	0
80 Trenton	0	0	40	0	1950	1714800	151901	0	0	14667	14667	25	0	0	0	0
81 Virginia Point	0	0	0	0	625	193084	138755	0	0	4514	4514	500	0	0	0	0
82 Windom	0	0	12	0	150	375000	103068	0	0	2552	2552	0	0	0	0	0
83 Lannius	0	0	0	0	0	34030	3016	0	0	806	806	0	0	0	0	0
84 Winnsboro First	1	2	27	0	706	2321326	106498	0	0	26158	26158	100	0	0	0	0
85 Tinney Chapel	0	0	46	0	827	1319638	17318	0	0	6766	6766	100	0	0	0	0
86 Saltillo	0	0	0	0	0	0	0	0	0	810	810	0	0	0	0	0
87 Shooks Chapel	0	0	0	0	0	0	0	0	0	2706	2706	0	0	0	0	0
88 EAST DISTRICT	0	0	0	0	0	0	0	0	0	0	16265	0	0	2220	0	0
TOTAL 2015	2	44	2438	2016	78625	123539024	13654000	3291267	77750	1080975	1080975	14973	0	15665	0	13793
TOTAL 2014	4	43	1974	3270	83203	122267139	13439461	3595111	105327	1082428	1082428	6554	0	15568	0	18936
Inc/Dec 2015 over 2014	-2	1	464	-1254	-4578	1271885	214539	-303844	-27577	-1453	-1453	8419	0	97	0	-5143

East District Table 4

	CONNECTIONAL PROGRAMS										MINISTERIAL SUPPORT						
	Annual Conference Special Sunday Offerings	Benevolences Directly To UM Causes (Not To AC Treasurer)	Benevolences Paid Directly To Non-UM Benevolent And Charitable Causes	Human Relations Day	One Great Hour Of Sharing	Peace With Justice	Native American Ministries	World Communion	UM Student Day	Direct-Billed Clergy Non-Health Benefits (Pension)	Direct-Billed Clergy Health Benefits	Base Compensation To Pastor	Base Compensation To Associate(s)	Housing And Utilities And/Or Related Allowances—Pastor And Associate(s)	Accountable Reimbursements—Pastor And Associate(s)	Other Cash Allowances (Non-Accountable) —Pastor And Associate(s)	Salary And Benefits For Deacons
CHURCH NAME	42	43	44	45a	45b	45c	45d	45e	45f	46	47	48	49	50	51	52	53
1 Aley	0	0	3724	0	0	0	0	0	0	7381	8811	50713	0	15000	7580	2892	0
2 Annona	0	0	3000	0	0	0	0	0	0	0	0	4800	0	0	0	0	0
3 Boxelder	200	0	1300	0	0	0	0	0	0	0	0	12000	0	0	0	4872	0
4 Lone Star	300	0	0	0	0	0	0	0	0	0	0	4800	0	0	0	1200	0
5 Arbala	0	0	2700	0	0	0	0	0	0	0	0	5400	0	0	2160	0	0
6 Gafford Chapel	0	0	12500	0	0	0	0	0	0	0	0	14600	0	0	7300	0	0
7 Avery	150	0	1697	0	0	0	0	0	0	0	0	7000	0	0	0	0	0
8 Williams Chapel	0	0	0	0	0	0	0	0	0	0	0	7500	0	0	0	0	0
9 Birthright	450	100	1600	0	150	0	0	0	0	0	0	4200	0	4200	0	0	0
10 Blanton Chapel	0	0	0	0	0	0	0	0	0	0	0	3900	0	0	0	0	0
11 Blossom	0	0	0	0	0	0	0	0	0	0	0	545	0	12125	3130	0	0
12 Shady Grove	0	0	0	0	0	0	0	0	0	0	0	404	0	1900	0	0	0
13 Bogata	0	0	3245	0	0	0	0	0	0	6707	8811	34613	0	4619	111	0	0
14 Bonham First	0	0	843	0	0	0	0	0	0	7342	8811	45500	0	2917	0	0	0
15 Bonham Wesley	0	1200	2000	0	0	0	0	0	0	0	0	6000	0	0	0	0	0
16 Telephone	0	125	2325	0	0	0	0	0	0	0	0	3600	0	0	0	0	0
17 Caddo Mills	0	1908	0	0	0	0	0	0	0	7018	8811	38472	0	9571	1250	0	0
18 Celeste	0	0	1660	0	0	0	0	0	0	3247	0	17247	0	3497	32	3023	0
19 Kingston	0	0	276	0	0	0	0	0	0	1748	0	7753	0	4202	1627	0	0
20 Charleston	0	0	15612	0	0	0	0	0	0	0	0	0	0	12000	0	0	0
21 Clarksville McKenzie Mem.	142	0	0	0	0	0	0	0	0	0	0	31068	0	16153	0	0	0
22 Clarksville St. Paul	0	0	500	0	0	0	0	0	0	0	0	8750	0	0	0	150	0
23 College Mound	0	0	1000	0	0	0	0	0	0	5411	8811	28220	0	14808	0	25261	0
24 Commerce First	0	11153	15816	0	0	0	0	0	0	12175	14618	57026	10251	14777	2700	0	0
25 Como	0	0	0	0	0	0	0	0	0	4054	0	16616	0	8400	0	400	0

East District Table 4 (Continued)

	CONNECTIONAL PROGRAMS										MINISTERIAL SUPPORT							
	Annual Conference Special Sunday Offerings	Benevolences Directly To U/M Causes (Not To AC Treasurer)	Benevolences Paid Directly To Non-U/M Benevolent And Charitable Causes	Human Relations Day	One Great Hour Of Sharing	Peace With Justice	Native American Ministries	World Communion	UM Student Day	Direct-Billed Clergy Non-Health Benefits (Pension)	Direct-Billed Clergy Health Benefits	Base Compensation To Pastor	Base Compensation To Associate(s)	Housing And Utilities And/Or Related Allowances—Pastor And Associate(s)	Accountable Reimbursements—Pastor And Associate(s)	Other Cash Allowances (Non-Accountable) —Pastor And Associate(s)	Salary And Benefits For Deacons	
	42	43	44	45a	45b	45c	45d	45e	45f	46	47	48	49	50	51	52	53	
26 Pine Forest	0	0	6334	0	0	0	0	0	0	0	0	10536	0	0	0	0	0	
27 Cooper	0	0	600	0	0	0	0	0	0	5144	7369	31448	0	6000	1200	0	0	
28 Crandall	450	1620	1070	0	0	0	0	0	0	0	0	0	0	10944	488	0	0	
29 Cumby	0	0	0	0	0	0	0	0	0	0	0	0	0	13149	0	0	0	
30 Cuthand	0	0	25937	0	0	0	0	0	0	3026	0	6000	0	4300	5250	500	0	
31 Deport	0	0	2400	0	0	50	100	0	10	2118	0	6336	0	8504	4840	276	0	
32 Martin Memorial	0	0	0	0	0	0	0	0	0	0	0	9861	0	0	0	0	0	
33 Woodland	0	0	0	0	0	0	0	0	0	0	0	9660	0	0	0	0	0	
34 Ector	0	0	5621	0	0	0	0	0	0	0	0	0	0	7631	5035	0	0	
35 Mulberry	0	0	936	0	0	0	0	0	0	0	0	0	0	6711	3000	0	0	
36 Enloe	0	500	3000	0	0	0	0	0	0	0	0	7200	0	0	0	0	0	
37 Ben Franklin	0	0	0	0	0	0	0	0	0	0	0	5200	0	0	0	0	0	
38 Kavanaugh	0	0	1200	0	0	0	0	244	0	7123	8811	41200	0	4115	9000	0	0	
39 Salem-Kinser	480	0	0	0	160	0	0	160	0	7945	8811	27840	0	6481	9450	2880	0	
40 Floyd	0	0	0	0	0	0	0	0	0	0	0	6250	0	0	0	0	0	
41 Campbell	0	0	0	0	0	0	0	0	0	0	0	0	0	12000	600	0	0	
42 Caney	0	0	715	0	0	0	0	0	0	0	0	0	0	1560	150	0	0	
43 Greenville Wesley	1000	0	121015	0	0	0	0	0	0	9018	8811	75220	0	45000	4951	0	0	
44 Westview	0	233	287	0	0	0	0	0	0	7291	7931	25587	0	3375	600	0	0	
45 Wolfe City First	0	850	1450	0	0	0	0	0	0	0	0	21382	0	671	0	0	0	
46 Grove Hill	0	0	0	0	0	0	0	0	0	0	0	1200	0	0	2400	0	0	
47 Honey Grove McKenzie	0	620	1549	188	270	163	195	160	162	5275	6345	29947	0	3379	826	417	0	
48 Forest Hill	0	150	483	0	0	0	0	0	0	1381	1524	9352	0	0	0	0	0	
49 Kaufman	0	0	18585	0	0	0	0	187	0	7340	8811	50547	0	3434	3370	0	0	
50 Kemp	0	0	0	0	0	0	0	0	0	0	0	5995	0	16000	1500	0	0	

East District Table 4 (Continued)

		CONNECTIONAL PROGRAMS									MINISTERIAL SUPPORT							
		Annual Conference Special Sunday Offerings	Benevolences Directly To UM Causes (Not To AC Treasurer)	Benevolences Paid Directly To Non-UM Benevolent And Charitable Causes	Human Relations Day	One Great Hour Of Sharing	Peace With Justice	Native American Ministries	World Communion	UM Student Day	Direct-Billed Clergy/Non-Health Benefits (Pension)	Direct-Billed Clergy Health Benefits	Base Compensation To Pastor	Base Compensation To Associate(s)	Housing And Utilities And/Or Related Allowances—Pastor And Associate(s)	Accountable Reimbursements—Pastor And Associate(s)	Other Cash Allowances (Non- Accountable) —Pastor And Associate(s)	Salary And Benefits For Deacons
	CHURCH NAME	42	43	44	45a	45b	45c	45d	45e	45f	46	47	48	49	50	51	52	53
51	Becker	0	0	1560	0	0	0	0	0	0	0	0	12225	0	0	800	0	0
52	Ladonia	0	0	2401	0	0	0	0	0	0	1712	0	6800	0	5200	300	0	0
53	Pecan Gap	0	1810	4170	0	0	0	0	0	0	1712	0	6800	0	5200	300	285	0
54	Leonard	0	0	5830	0	0	0	0	0	0	8288	8811	37600	0	3130	633	0	0
55	Lone Oak	0	0	5817	0	0	0	0	0	0	0	0	14574	0	3600	0	0	0
56	Mabank	0	0	131705	0	0	0	0	0	0	8110	8811	70492	0	5587	5799	0	0
57	Miller Grove	0	0	1200	0	0	0	0	0	0	0	0	4320	0	7920	2400	0	0
58	Mt. Vernon First	0	0	33900	0	0	0	0	0	0	7629	8811	67294	0	8250	8076	0	0
59	Old Saltillo	0	0	0	0	0	0	0	0	0	0	0	0	0	0	0	0	0
60	Belk	0	0	0	0	0	0	0	0	0	1080	1956	6107	0	1346	711	824	0
61	Chicota	0	0	0	0	0	0	0	0	0	924	1674	5839	0	1152	608	705	0
62	Powderly First	0	0	0	0	0	0	0	0	0	1989	3604	11252	0	2479	1309	1517	0
63	Mount Tabor-Sumner	0	0	0	0	0	0	0	0	0	870	1577	4924	0	1085	572	664	0
64	Wilson Chapel	0	0	0	0	0	0	0	0	0	0	0	3600	0	0	0	1200	0
65	Rosser First	0	0	0	0	0	0	0	0	0	0	0	3600	0	0	0	1200	0
66	Calvary	0	902	3622	0	0	0	0	0	0	7598	8811	57135	0	8667	3425	0	0
67	Paris First	0	190227	28012	0	728	0	0	0	0	9350	8811	99333	18975	81583	8209	0	0
68	Mt. Zion	0	0	0	0	0	0	0	0	0	2632	7051	17114	0	3200	7825	350	0
69	Oak Park	0	0	0	0	0	0	0	0	0	6841	8773	35563	0	4000	800	0	0
70	Pickton	0	0	0	0	0	0	0	0	0	0	0	5000	0	15000	0	0	0
71	Poetry	0	1681	3158	0	0	0	0	0	0	0	0	11280	0	13720	500	0	0
72	Quinlan First	0	0	2651	0	0	0	0	0	0	7548	8811	41000	0	8000	0	8000	0
73	Roxton	0	0	0	0	0	0	0	0	0	0	0	34122	0	0	0	0	0
74	Sulphur Springs First	0	11230	168415	0	0	0	0	0	0	17070	17622	104468	56065	26678	14540	0	0
75	Sulphur Bluff	0	0	400	0	0	0	0	0	0	0	0	0	6673	0	0	0	0

East District Table 4 (Continued)

	CONNECTIONAL PROGRAMS										MINISTERIAL SUPPORT							
	Annual Conference Special Sunday Offerings	Benevolences Directly To UM Causes (Not To AC Treasurer)	Benevolences Paid Directly To Non-UM Benevolent And Charitable Causes	Human Relations Day	One Great Hour Of Sharing	Peace With Justice	Native American Ministries	World Communion	UM Student Day	Direct-Billed Clergy Non-Health Benefits (Pension)	Direct-Billed Clergy Health Benefits	Base Compensation To Pastor	Base Compensation To Associate(s)	Housing And Utilities And/Or Related Allowances—Pastor And Associate(s)	Accountable Reimbursements—Pastor And Associate(s)	Other Cash Allowances (Non- Accountable) —Pastor And Associate(s)	Salary And Benefits For Deacons	
	42	43	44	45a	45b	45c	45d	45e	45f	46	47	48	49	50	51	52	53	
76	Tira	600	0	6355	0	0	0	0	0	0	0	0	5900	0	0	0	0	76
77	Wesley Sulphur Springs	0	0	12689	0	0	0	0	0	6294	7931	39431	0	4448	6696	0	0	77
78	Terrell First	0	0	0	0	0	0	0	0	6813	9430	53900	0	6212	2855	0	16266	78
79	Terrell Warren Chapel	0	75	1817	0	0	0	0	0	0	0	6400	0	4000	200	0	0	79
80	Trenton	0	0	5538	0	0	0	0	0	11310	8811	40649	0	4891	764	0	0	80
81	Virginia Point	0	0	5136	0	0	0	0	0	0	0	5250	0	5250	0	0	0	81
82	Windom	0	0	1000	0	0	0	0	0	0	0	7000	0	5000	0	0	0	82
83	Lannius	0	0	0	0	0	0	0	0	0	0	1200	0	0	0	0	0	83
84	Winnsboro First	0	478	0	0	0	0	0	0	7042	8811	44693	0	5350	0	0	0	84
85	Tinney Chapel	0	200	2628	0	0	0	0	0	0	0	6500	0	17500	0	0	0	85
86	Saltillo	0	0	0	0	0	0	0	0	0	0	0	0	0	0	0	0	86
87	Shooks Chapel	0	0	0	0	0	0	0	0	0	0	0	0	0	0	0	0	87
88	EAST DISTRICT	0	0	0	0	0	0	0	0	0	0	0	0	0	0	0	0	88
TOTAL 2015		3772	225062	688984	188	1308	213	295	751	172	225556	247192	1656953	97864	535871	145872	56616	16266
TOTAL 2014		4152	127938	742257	0	2864	0	35	409	97	212252	239375	1635946	91848	504688	163784	66398	5658
Inc/Dec 2015 over 2014		-380	97124	-53273	188	-1556	213	260	342	75	13304	7817	21007	6016	31183	-17912	-9782	10608

East District Table 5

		LOCAL CHURCH EXPENDITURES					RECEIVED FOR ANNUAL BUDGET/SPENDING PLAN									
		Salary And Benefits For All Other Church Staff	Program Expenses	Other Operating Expenses	Principal And Interest On Indebtedness, Loans, Mortgages, Etc.	Capital Expenditures For Building, Improvements, And Major Equipment Purchases	TOTAL AMOUNT PAID BY LOCAL CHURCH ON ALL EXPENDITURES	Number Of Households Giving To Local Church	Amount Received Through Pledges	Amount Received From Non-Pledging, But Identified Givers	Amount Received From Unidentified Givers	Amount Received From Interest and Dividends	Amount Received From Sale of Church Assets	Amount Received Through Building Use Fees, Contributions, And Rentals	Amount Received Through Fundraisers And Other Sources	TOTAL INCOME FOR ANNUAL BUDGET/SPENDING PLAN
	CHURCH NAME	55	56	57	58	59	60	61	62a	62b	62c	62d	62e	62f	62g	62
1	Aley	0	1250	8313	0	0	116847	62	83667	24676	11007	0	0	0	0	119350
2	Annona	0	550	7691	0	502	19003	11	0	12400	2171	0	0	3600	0	18171
3	Boxelder	0	734	6155	0	3729	33026	14	0	25031	1342	134	0	635	0	27142
4	Lone Star	0	769	3845	0	0	12935	12	0	10031	3112	600	0	0	0	13743
5	Arbala	0	930	2365	0	0	15195	18	0	27150	0	0	0	0	5200	32350
6	Gafford Chapel	0	4502	9275	30000	0	84297	22	0	76095	0	0	0	730	0	76825
7	Avery	0	10006	14751	0	27335	68286	40	0	44470	5320	56	0	300	1291	51437
8	Williams Chapel	750	2042	7964	0	0	22309	13	0	18057	0	43	0	0	0	18100
9	Birthright	0	2277	4180	0	1633	22134	30	0	20446	0	0	0	0	0	20446
10	Blanton Chapel	0	375	950	0	0	6288	5	0	8491	0	0	0	0	0	8491
11	Blossom	0	0	16530	0	0	36610	28	0	32949	0	0	0	0	0	32949
12	Shady Grove	0	500	1560	0	0	5187	0	0	6272	0	0	0	0	0	6272
13	Bogata	20436	18420	25087	0	13746	150284	37	0	107380	3596	36	0	125	29106	140243
14	Bonham First	113222	2558	50599	22850	1446	295646	108	173391	94616	7964	0	0	1785	600	278356
15	Bonham Wesley	1500	305	9170	0	4700	28379	15	0	24733	0	0	0	4200	0	28933
16	Telephone	0	198	2227	0	0	9606	6	0	7238	0	0	0	0	0	7238
17	Caddo Mills	6959	8507	21505	0	4496	115383	69	0	104108	12017	2172	0	0	0	118297
18	Celeste	1603	2506	12925	10296	8254	73678	23	3770	57339	2787	8	0	150	0	64054
19	Kingston	0	500	5423	0	14400	38582	15	0	20369	1458	0	900	0	10400	33127
20	Charleston	2700	4561	2015	0	0	41640	61	0	26000	25600	0	0	0	12450	64050
21	Clarksville McKenzie Mem.	23679	245	40536	0	0	126411	64	0	129597	2519	9	0	825	5394	138344
22	Clarksville St. Paul	2975	1500	2600	0	1600	20075	23	0	21244	252	0	0	0	2872	24368
23	College Mound	17300	4179	18065	0	552	145415	70	0	138705	100	195	0	137	5861	144998
24	Commerce First	100568	11769	66826	0	8494	375628	132	261610	83656	3847	4	0	2025	8713	359855
25	Como	2650	716	15972	0	0	55018	22	0	50089	3689	0	0	0	4818	58596

East District Table 5 (Continued)

		LOCAL CHURCH EXPENDITURES					RECEIVED FOR ANNUAL BUDGET/SPENDING PLAN									
		For All Other Church Staff	Program Expenses	Other Operating Expenses	Principal And Interest On Indebtedness, Loans, Mortgages, Etc.	Capital Expenditures For Building, Improvements, And Major Equipment Purchases	TOTAL AMOUNT PAID BY LOCAL CHURCH ON ALL EXPENDITURES	Number Of Households Giving To Local Church	Amount Received Through Pledges	Amount Received From Non-Pledging, But Identified Givers	Amount Received From Unidentified Givers	Amount Received From Interest and Dividends	Amount Received From Sale of Church Assets	Amount Received Through Building Use Fees, Contributions, And Rentals	Amount Received Through Fundraisers And Other Sources	TOTAL INCOME FOR ANNUAL BUDGET/SPENDING PLAN
	CHURCH NAME	55	56	57	58	59	60	61	62a	62b	62c	62d	62e	62f	62g	62
26	Pine Forest	1300	717	2845	0	0	23926	8	0	20703	0	0	0	0	9769	30472
27	Cooper	7272	2866	27495	2280	8118	108509	43	0	77714	7347	86	0	0	14683	99830
28	Crandall	0	2386	11106	0	801	33410	18	0	34549	3588	0	0	0	0	38137
29	Cumby	0	1940	2945	0	0	20015	13	31240	0	0	0	0	0	857	32097
30	Cuthand	550	9047	23513	0	0	90496	90	0	125324	76811	0	0	0	0	202135
31	Deport	0	4122	22607	0	0	58919	26	0	35685	5329	258	0	0	9310	50582
32	Martin Memorial	0	650	17930	0	0	32606	15	0	33332	0	345	0	0	0	33677
33	Woodland	0	0	6700	0	0	19487	10	0	0	20140	0	0	655	0	20795
34	Ector	0	524	9299	0	2200	34499	28	0	29168	5147	13	0	0	0	34328
35	Mulberry	0	450	4079	0	10764	27381	13	0	16433	2900	0	0	0	0	19333
36	Enloe	1860	350	7500	0	0	24578	30	0	21500	2455	0	0	0	0	23955
37	Ben Franklin	0	700	1500	0	5500	14333	5	0	10000	0	0	0	0	0	10000
38	Kavanaugh	102055	6249	84407	0	0	298002	71	202572	17041	3065	179	0	1375	3940	228172
39	Salem-Kinser	18504	2093	20638	0	5185	123164	58	0	115507	1552	35	0	0	0	117094
40	Floyd	0	26	1840	0	362	10132	8	0	8400	434	38	0	0	365	9237
41	Campbell	0	1201	4627	0	0	20307	8	0	16104	1227	0	0	1800	0	19131
42	Caney	0	523	1952	0	0	5530	3	0	7244	0	0	0	0	0	7244
43	Greenville Wesley	277001	64648	156412	181298	21912	1057876	265	486389	267400	5174	0	0	2520	0	761483
44	Westview	17463	2195	20178	27133	0	120821	55	0	82240	8011	827	0	560	8230	99868
45	Wolfe City First	34172	5917	25289	0	1500	106656	94	0	105003	1003	557	0	170	7138	113871
46	Grove Hill	0	0	5781	0	0	10334	9	0	0	5500	0	0	2600	0	8100
47	Honey Grove McKenzie	9568	2265	20119	0	4764	98041	35	0	86732	3419	13305	0	0	0	103456
48	Forest Hill	0	1597	3230	0	637	20502	12	0	16135	1208	0	0	0	0	17343
49	Kaufman	57410	8831	69233	0	35831	296071	140	103659	90984	4948	36	0	700	34160	234487
50	Kemp	0	6988	16627	0	23194	77852	52	0	66141	3925	2200	0	0	3098	75364

East District Table 5 (Continued)

	LOCAL CHURCH EXPENDITURES						RECEIVED FOR ANNUAL BUDGET/SPENDING PLAN									
	Salary And Benefits For All Other Church Staff	Program Expenses	Other Operating Expenses	Principal And Interest On Indebtedness, Loans, Mortgages, Etc.	Capital Expenditures For Building, Improvements, And Major Equipment Purchases	TOTAL AMOUNT PAID BY LOCAL CHURCH ON ALL EXPENDITURES	Number Of Households Giving To Local Church	Amount Received Through Pledges	Amount Received From Non-Pledging, But Identified Givers	Amount Received From Unidentified Givers	Amount Received From Interest and Dividends	Amount Received From Sale of Church Assets	Amount Received Through Building Use Fees, Contributions, And Rentals	Amount Received Through Fundraisers And Other Sources	TOTAL INCOME FOR ANNUAL BUDGET/SPENDING PLAN	
	55	56	57	58	59	60	61	62a	62b	62c	62d	62e	62f	62g	62	
51 Becker	1325	0	5440	0	38364	63201	21	0	22168	2325	0	0	0	0	24493	
52 Ladonia	0	934	6117	0	0	26380	11	0	23075	265	12	0	0	5516	28868	
53 Pecan Gap	0	3707	10793	0	0	39722	17	0	33405	2187	9489	0	2185	6182	53448	
54 Leonard	22605	10346	39290	0	0	152627	71	0	150756	0	380	0	0	0	151136	
55 Lone Oak	3200	1192	10189	0	5236	49432	24	0	39027	6369	1027	0	0	0	46423	
56 Mabank	115130	35778	138132	64868	6951	640133	192	279247	168172	17569	874	182	600	100183	566827	
57 Miller Grove	1260	1106	5130	0	0	26421	20	0	24941	0	677	0	0	0	25618	
58 Mt. Vernon First	210377	23486	85443	7200	24400	545315	335	273746	393169	9844	77	0	1775	0	678611	
59 Old Saltillo	1200	443	2527	0	0	5029	0	0	10630	0	0	16000	0	0	26630	
60 Belk	0	200	4200	0	0	19431	10	0	24500	500	0	0	0	0	25000	
61 Chicota	0	150	4200	0	0	16954	8	0	19700	200	0	0	0	0	19900	
62 Powderly First	0	900	7250	0	0	36175	36	0	48000	400	0	0	0	0	48400	
63 Mount Tabor-Sumner	0	300	4300	0	0	16242	10	0	20500	200	0	0	0	0	20700	
64 Wilson Chapel	0	0	1670	0	0	7857	11	0	12399	2633	0	0	0	0	15032	
65 Rosser First	0	0	1418	0	0	7873	2	0	400	5830	0	0	0	0	6230	
66 Calvary	101218	14993	70623	0	0	326741	167	208606	87060	6576	30	0	3500	0	305772	
67 Paris First	288140	64858	152642	0	823441	1870431	354	754192	201893	17728	1611	0	1650	0	977074	
68 Mt. Zion	8220	4763	11183	9154	0	80935	38	0	80960	5843	0	47934	0	7028	141765	
69 Oak Park	21463	674	26251	0	0	106792	25	0	92595	4953	36	0	2000	6452	106036	
70 Pickton	0	2406	9311	0	4223	40031	20	0	27872	5696	0	0	0	0	33568	
71 Poetry	0	5230	14857	0	5000	60575	26	0	60176	607	0	0	675	900	62358	
72 Quinlan First	48125	2704	47700	44255	0	246096	121	105000	143700	14500	0	700	1800	12900	278600	
73 Roxton	27438	8200	27900	0	12127	120354	28	0	35582	4791	691	0	0	0	41064	
74 Sulphur Springs First	412463	85474	65105	17325	61265	1168320	389	27260	963670	10750	704	0	14006	23760	1040150	
75 Sulphur Bluff	600	257	10222	0	0	21328	28	0	33336	0	0	0	0	0	33336	

East District Table 5 (Continued)

	LOCAL CHURCH EXPENDITURES						RECEIVED FOR ANNUAL BUDGET/SPENDING PLAN									
	CHURCH NAME	55	56	57	58	59	60	61	62a	62b	62c	62d	62e	62f	62g	62
76	Tira	2700	1176	8619	0	0	28659	12	0	50909	0	276	0	0	0	51185
77	Wesley Sulphur Springs	66057	11758	44573	0	16041	240789	89	0	182724	7632	60	0	2084	0	192500
78	Terrell First	58687	26617	31918	0	0	246914	110	0	220060	4876	6	50598	1312	1988	278840
79	Terrell Warren Chapel	20	1370	10750	0	0	27512	10	0	18242	1264	0	0	0	0	19506
80	Trenton	12705	19275	30253	0	5357	154245	40	99446	14420	2907	240	3500	490	0	121003
81	Virginia Point	5520	516	10070	0	0	36756	33	0	41310	0	1881	0	0	0	43191
82	Windom	0	1060	7463	0	200	24275	12	0	19493	3220	0	0	0	0	22713
83	Lannius	0	460	522	0	0	2988	8	0	0	4450	0	0	0	0	4450
84	Winnsboro First	45459	5411	51893	0	13217	208612	107	0	193802	6012	72	0	850	0	200736
85	Tinney Chapel	10509	8502	22148	0	6848	81701	34	0	55945	5692	14	0	1301	1050	64002
86	Saltillo	0	0	0	0	0	810	0	0	0	0	0	0	0	0	0
87	Shooks Chapel	0	0	0	0	0	2706	0	0	0	0	0	0	0	0	0
88	EAST DISTRICT	0	0	0	0	0	18485	0	0	0	0	0	0	0	0	0
	TOTAL 2015	2285918	550430	1904483	416659	1234325	11420156	4428	3093795	5969072	405783	39293	119814	59120	344214	10031091
	TOTAL 2014	2238458	506457	1972910	673856	547302	10860170	4562	2820423	5881051	454286	38617	123516	71917	387149	9776959
	Inc/Dec 2015 over 2014	47460	43973	-68427	-257197	687023	559986	-134	273372	88021	-48503	676	-3702	-12797	-42935	254132

East District Table 6

	RCVD FOR CAPITAL CAMPAIGNS/SPECIAL PROJECTS					RECEIVED FROM OTHER SOURCES			
	Capital Campaigns	Memorials, Endowments, Bequests	Other Sources & Projects	Received For Specials And Other Directed Benevolences	TOTAL INCOME FOR DESIGNATED CAUSES	Equitable Compensation Funds	Advanced Special, Apportioned And Connectional Funds	Other Grants And Financial Support From Institutional Sources	Total Income From Connectional And Other Sources Outside Church
CHURCH NAME	63a	63b	63c	63d	63	64a	64b	64c	64
1 Aley	0	0	0	0	0	0	0	0	0
2 Annona	0	3500	0	0	3500	0	0	0	0
3 Boxelder	2100	0	0	0	2100	0	0	0	0
4 Lone Star	0	0	0	0	0	0	0	0	0
5 Arbala	0	0	0	0	0	0	0	0	0
6 Gafford Chapel	0	0	11785	0	11785	0	0	0	0
7 Avery	0	3945	6135	150	10230	0	0	0	0
8 Williams Chapel	0	544	0	0	544	0	0	0	0
9 Birthright	0	0	0	0	0	0	0	0	0
10 Blanton Chapel	0	0	0	0	0	0	0	0	0
11 Blossom	0	0	0	0	0	0	0	0	0
12 Shady Grove	0	0	0	0	0	0	0	0	0
13 Bogata	2300	8415	0	316	11031	0	0	0	0
14 Bonham First	0	0	13076	0	13076	0	0	0	0
15 Bonham Wesley	0	0	0	0	0	0	0	0	0
16 Telephone	0	0	0	0	0	0	0	0	0
17 Caddo Mills	0	625	0	1908	2533	0	0	0	0
18 Celeste	0	10448	0	295	10743	0	0	0	0
19 Kingston	0	325	0	0	325	0	0	0	0
20 Charleston	0	0	0	0	0	0	0	0	0
21 Clarksville McKenzie Mem.	0	0	0	0	0	0	0	0	0
22 Clarksville St. Paul	0	0	0	0	0	0	0	0	0
23 College Mound	0	600	38568	0	39168	0	0	0	0
24 Commerce First	22088	8317	0	29598	60003	27157	0	48085	75242
25 Como	0	9460	0	0	9460	0	0	0	0

East District Table 6 (Continued)

	RCVD FOR CAPITAL CAMPAIGNS/SPECIAL PROJECTS					RECEIVED FROM OTHER SOURCES			
	Capital Campaigns	Memorials, Endowments, Bequests	Other Sources & Projects	Received For Specials And Other Directed Benevolences	TOTAL INCOME FOR DESIGNATED CAUSES	Equitable Compensation Funds	Advanced Special, Apportioned And Connectional Funds	Other Grants And Financial Support From Institutional Sources	Total Income From Connectional And Other Sources Outside Church
CHURCH NAME	63a	63b	63c	63d	63	64a	64b	64c	64
26 Pine Forest	0	0	0	0	0	0	0	0	0
27 Cooper	0	3620	0	0	3620	7110	3387	0	10497
28 Crandall	2230	70	0	0	2300	0	0	0	0
29 Cumby	0	0	0	0	0	0	0	0	0
30 Cuthand	0	0	0	0	0	0	0	0	0
31 Deport	0	0	0	0	0	0	0	0	0
32 Martin Memorial	0	200	0	0	200	0	0	0	0
33 Woodland	0	0	0	0	0	0	0	0	0
34 Ector	0	0	0	0	0	0	0	0	0
35 Mulberry	500	500	0	0	1000	0	0	0	0
36 Enloe	0	0	0	0	0	0	0	0	0
37 Ben Franklin	0	0	0	0	0	0	0	0	0
38 Kavanaugh	0	54059	0	1108	55167	0	0	0	0
39 Salem-Kinser	0	16579	0	0	16579	0	0	0	0
40 Floyd	0	0	0	0	0	0	0	0	0
41 Campbell	0	0	0	0	0	0	0	0	0
42 Caney	0	0	0	0	0	0	0	0	0
43 Greenville Wesley	200310	6937	123913	2650	333810	0	0	0	0
44 Westview	0	4000	20000	200	24200	0	0	1502	1502
45 Wolfe City First	0	1230	0	0	1230	0	0	0	0
46 Grove Hill	0	0	0	0	0	0	0	0	0
47 Honey Grove McKenzie	0	4616	0	894	5510	0	0	0	0
48 Forest Hill	0	0	0	0	0	0	0	0	0
49 Kaufman	584	17893	0	9117	27594	0	0	0	0
50 Kemp	0	13455	0	0	13455	0	0	0	0

East District Table 6 (Continued)

		RCVD FOR CAPITAL CAMPAIGNS/SPECIAL PROJECTS				RECEIVED FROM OTHER SOURCES				
		Capital Campaigns	Memorials, Endowments, Bequests	Other Sources & Projects	Received For Specials And Other Directed Benevolences	TOTAL INCOME FOR DESIGNATED CAUSES	Equitable Compensation Funds	Advanced Special, Apportioned And Connectional Funds	Other Grants And Financial Support From Institutional Sources	Total Income From Connectional And Other Sources Outside Church
	CHURCH NAME	63a	63b	63c	63d	63	64a	64b	64c	64
51	Becker	0	0	0	910	910	0	0	31564	31564
52	Ladonia	0	0	0	0	0	0	0	0	0
53	Pecan Gap	0	0	0	0	0	0	0	0	0
54	Leonard	0	730	0	1429	2159	0	0	0	0
55	Lone Oak	0	15	0	0	15	0	0	5336	5336
56	Mabank	8500	3580	0	44004	56084	0	0	13504	13504
57	Miller Grove	0	0	0	0	0	0	0	0	0
58	Mt. Vernon First	0	8901	0	0	8901	0	0	0	0
59	Old Saltillo	0	0	0	0	0	0	0	0	0
60	Belk	0	0	0	0	0	0	0	0	0
61	Chicota	0	0	0	0	0	0	0	0	0
62	Powderly First	0	0	0	0	0	0	0	0	0
63	Mount Tabor-Sumner	0	0	0	0	0	0	0	0	0
64	Wilson Chapel	0	0	0	0	0	0	0	0	0
65	Rosser First	0	0	0	0	0	0	0	0	0
66	Calvary	16515	420	246590	5261	268786	0	0	0	0
67	Paris First	910891	3000	0	7946	921837	0	20000	70000	90000
68	Mt. Zion	0	0	0	0	0	17118	0	0	17118
69	Oak Park	0	1520	0	0	1520	5695	0	0	5695
70	Pickton	0	175	0	0	175	0	0	0	0
71	Poetry	280	0	0	960	1240	0	0	0	0
72	Quinlan First	0	400	0	0	400	0	0	0	0
73	Roxton	0	57000	0	30	57030	0	0	0	0
74	Sulphur Springs First	54950	3790	254900	5825	319465	0	0	0	0
75	Sulphur Bluff	3089	15465	0	0	18554	0	0	0	0

East District Table 6 (Continued)

		RCVD FOR CAPITAL CAMPAIGNS/SPECIAL PROJECTS				RECEIVED FROM OTHER SOURCES				
		Capital Campaigns	Memorials, Endowments, Bequests	Other Sources & Projects	Received For Specials And Other Directed Benevolences	TOTAL INCOME FOR DESIGNATED CAUSES	Equitable Compensation Funds	Advanced Special, Apportioned And Connectional Funds	Other Grants And Financial Support From Institutional Sources	Total Income From Connectional And Other Sources Outside Church
	CHURCH NAME	63a	63b	63c	63d	63	64a	64b	64c	64
76	Tira	0	1420	0	0	1420	0	0	0	0
77	Wesley Sulphur Springs	52	12428	9182	0	21662	0	0	0	0
78	Terrell First	0	6115	0	0	6115	0	0	0	0
79	Terrell Warren Chapel	0	0	0	0	0	0	0	0	0
80	Trenton	0	300	2958	3952	7210	0	0	0	0
81	Virginia Point	0	0	0	0	0	0	0	0	0
82	Windom	0	470	0	0	470	0	0	0	0
83	Lannius	0	0	0	0	0	0	0	0	0
84	Winnsboro First	9098	202	9462	100	18862	0	0	0	0
85	Tinney Chapel	0	2120	0	1032	3152	0	0	0	0
86	Saltillo	0	0	0	0	0	0	0	0	0
87	Shooks Chapel	0	0	0	0	0	0	0	0	0
88	EAST DISTRICT	0	0	0	0	0	0	0	0	0
TOTAL 2015		1233487	287389	736569	117685	2375130	57080	23387	169991	250458
TOTAL 2014		1253982	382763	273879	181487	2092111	48835	10000	143422	202257
Inc/Dec 2015 over 2014		-20495	-95374	462690	-63802	283019	8245	13387	26569	48201

Metro District Table 1

CHURCH MEMBERSHIP																					
		RECEIVED						REMOVED						FULL MEMBERS AT CLOSE OF YEAR							
		Total Professing Members At Close Of Last Year	This Year On Profession Of Christian Faith	Restored By Affirmation	Previous Year's Reporting Errors— Total Professing Membership By Addition	From Other United Methodist Churches	From Other Denominations	Charge Conference Action	Withdrawn	Previous Year's Reporting Errors— Total Professing Membership By Subtraction	Transfer To Other United Methodist Churches	Transfer To Other Denominations	Death	Asian	AA/Black	Hispanic/Latino	Native American	Pacific Islander	White	Multi-Racial	Total Professing Members At Close Of This Year
CHURCH NAME	PASTOR'S NAME	1	2A	2B	2C	3	4	5A	5B	5C	6	7	8	9A	9B	9C	9D	9E	9F	9G	9
Holy Covenant	Carol Sparks	470	11	0	1	15	8	21	38	0	19	5	3	3	17	16	0	1	372	10	419
Wesley Korean	Jin H. Lee	95	0	0	0	0	12	0	0	0	0	4	3	100	0	0	0	0	0	0	100
Cedar Hill	Jeffrey Garrett	212	0	0	0	2	0	0	0	0	5	0	5	0	10	5	0	0	184	5	204
Agape Memorial	Martha Valencia	142	10	0	0	3	1	17	0	0	0	0	6	2	0	130	0	0	1	0	133
Camp Wisdom	James Minor	55	1	0	12	0	0	0	0	0	0	0	1	0	67	0	0	0	0	0	67
Glen Oaks	James Minor	41	0	0	0	2	0	0	1	0	0	0	0	0	39	0	0	0	3	0	42
Casa Emanu-El	Javier Escalera	198	4	0	0	2	2	0	0	0	9	5	3	0	1	145	0	0	41	2	189
Casa Linda	David Rangel	153	13	0	0	0	2	0	0	0	0	0	5	1	0	100	0	0	61	1	163
Christ's Foundry Fellowship	Owen K. Ross	100	22	0	0	6	4	0	0	0	1	0	0	0	0	129	0	0	2	0	131
Cochran Chapel	Joseph Stabile	177	2	0	1	0	0	0	20	1	4	0	2	6	3	0	0	0	144	0	153
Cockrell Hill	Joseph R. Zinser	87	10	0	7	9	18	7	2	0	0	0	7	0	0	71	0	0	44	0	115
Community	Harold G. Dangerfield	82	4	0	0	0	0	0	1	0	0	0	1	0	84	0	0	0	0	0	84
Elmwood-El Buen Samaritano	Amy Spaur	244	1	0	0	0	0	0	0	86	0	0	6	0	0	64	1	0	88	0	153
Dallas First	Andrew Stoker	1636	29	4	13	40	17	217	21	0	17	2	26	5	17	27	0	0	1399	8	1456
Dallas Grace	Judith Reedy	257	10	0	0	9	3	21	0	0	2	0	3	5	58	21	2	0	166	1	253
Greenland Hills	Kerry Smith	341	18	0	3	19	8	28	2	0	1	0	3	5	0	9	0	0	331	10	355
Hamilton Park	R. Jeremiah Booker	876	7	0	0	0	0	112	7	98	0	0	6	2	655	0	0	0	3	0	660
Highland Hills	Michael Greene	256	12	0	0	0	0	0	0	0	0	0	0	0	266	1	0	0	1	0	268
Highland Park	Paul Rasmussen	15811	654	4	0	172	208	0	473	0	86	40	138	45	54	68	5	6	15919	15	16112
Kessler Park	Wesley Magruder	485	16	0	0	5	3	0	0	1	2	0	6	1	1	6	0	0	492	0	500
Lake Highlands	Jill Jackson-Sears	1354	25	1	0	13	8	1	492	0	10	4	23	1	8	14	0	0	848	0	871
Lakewood	Gayle Landis	163	3	0	0	0	0	0	0	0	0	0	8	0	3	4	1	0	150	0	158
Lovers Lane	Stanley R. Copeland	4785	84	0	19	29	18	0	5	8	29	5	51	22	430	259	6	4	4084	32	4837
Northaven	Eric Folkert	737	5	0	0	10	4	0	0	0	3	1	3	9	8	35	3	0	694	0	749
Oak Lawn	Anna Hosemann-Butler	239	12	8	0	6	2	11	5	0	6	0	5	15	20	21	0	0	176	8	240
Owenwood	Freddie Orr	40	2	0	0	0	0	9	0	0	4	1	1	0	19	3	0	0	5	0	27
Pleasant Mound/Urban Park	Annela J. Crawford	46	0	0	0	1	0	0	0	18	0	2	3	0	5	4	0	0	15	0	24
Preston Hollow	Michael Nichols	132	0	3	13	10	2	21	0	0	12	0	6	0	2	2	0	0	117	0	121
Ridgewood Park	Ann Willet	469	17	3	0	5	1	4	0	0	4	0	4	5	9	8	0	0	461	0	483
St. Luke "Community"	Michael L. Bowie	3745	42	14	0	29	38	0	0	0	0	0	12	0	3777	27	3	0	44	5	3856

Metro District Table 1 (Continued)

CHURCH MEMBERSHIP																					
		RECEIVED						REMOVED						FULL MEMBERS AT CLOSE OF YEAR							
		Total Professing Members At Close Of Last Year	This Year On Profession Of Christian Faith	Restored By Affirmation	Previous Year's Reporting Errors— Total Professing Membership By Addition	From Other United Methodist Churches	From Other Denominations	Charge Conference Action	Withdrawn	Previous Year's Reporting Errors— Total Professing Membership By Subtraction	Transfer To Other United Methodist Churches	Transfer To Other Denominations	Death	Asian	AA/Black	Hispanic/Latino	Native American	Pacific Islander	White	Multi-Racial	Total Professing Members At Close Of This Year
CHURCH NAME	PASTOR'S NAME	1	2A	2B	2C	3	4	5A	5B	5C	6	7	8	9A	9B	9C	9D	9E	9F	9G	9
Dallas St. Paul	Richie Butler	406	24	0	0	0	0	8	0	0	6	1	8	0	394	2	0	0	9	2	407
Schreiber Memorial	DonnaLea Sutton	162	2	2	0	2	1	11	2	12	7	1	3	0	0	0	0	0	133	0	133
Spring Valley	Clara Reed	1286	7	0	0	6	4	24	3	1	12	0	7	5	96	74	0	4	1073	4	1256
Tyler Street	Ed Lantz	685	5	0	0	59	15	0	0	0	3	1	24	5	6	130	2	0	583	10	736
Umphress Road	Albano Tayengo	208	6	0	0	1	5	6	0	0	16	0	1	143	14	5	0	1	34	0	197
University Park	Matthew Gaston	1139	21	0	0	9	17	88	0	0	19	4	19	2	3	3	0	0	1048	0	1056
Walnut Hill	Alexandra Robinson	540	9	0	0	17	3	86	6	6	3	2	12	2	36	23	0	1	392	0	454
Dallas Warren	S. Dianna Masters	75	5	3	0	0	6	1	0	0	0	6	3	0	79	0	0	0	0	0	79
Wheatland	Sandra Minor	101	1	0	0	3	0	8	1	3	2	2	3	0	7	10	0	0	68	1	86
White Rock	Mitchell Boone	504	7	1	0	7	2	18	1	0	7	0	13	0	0	4	0	0	478	0	482
Zimbabwe Fellowship	TBS	0	0	0	0	0	0	0	0	0	0	0	0	0	0	0	0	0	0	0	0
Church of the Disciple	Ouida Lee	214	0	1	0	4	7	7	3	0	0	0	0	0	207	3	0	0	6	0	216
DeSoto First	Kevin Strempeke	220	0	1	0	4	0	0	12	0	0	0	3	0	7	8	0	0	189	6	210
The Village	Derek Jacobs	280	4	0	0	2	8	0	0	0	0	5	0	0	239	3	0	0	2	45	289
Duncanville First	Frank Alegria	1447	7	1	1	7	1	203	12	0	7	0	25	3	17	16	1	5	1161	14	1217
Jubilee	Robert (Bob) Davis, II	160	0	0	0	0	0	0	0	0	3	4	2	0	149	1	0	0	1	0	151
Duncanville Trinity	Deborah Riggsby	223	0	2	0	4	6	5	3	0	3	0	1	1	11	31	0	0	180	0	223
Chapel Hill	Mai Le	290	0	0	0	5	6	4	3	42	1	3	9	2	5	6	0	0	226	0	239
Farmers Branch Christ	Kenny Dickson	1117	3	1	0	12	0	257	26	97	14	2	7	3	2	5	0	0	717	3	730
Webb Chapel	Lynda L. Mayberry	95	0	0	0	3	0	0	0	0	0	0	2	0	0	5	0	0	89	2	96
God's Kingdom	Sylvesta Shed	21	0	0	0	0	0	0	0	0	0	0	1	0	20	0	0	0	0	0	20
Axe Memorial	Ernesto Sanchez	233	3	0	0	0	0	0	12	0	2	0	10	1	3	29	0	0	177	2	212
Buckingham	Abril Goforth	176	5	0	0	0	0	0	0	0	0	0	5	1	12	10	0	2	151	0	176
Garland First	Valarie Englert	1273	15	4	0	7	3	26	0	13	4	3	17	1	6	23	0	0	1209	0	1239
New World	Lucretia Facen	229	4	0	0	0	6	31	0	0	6	2	3	0	3	0	0	0	194	0	197

Metro District Table 1 (Continued)

CHURCH MEMBERSHIP																					
		RECEIVED						REMOVED						FULL MEMBERS AT CLOSE OF YEAR							
		Total Professing Members At Close Of Last Year	This Year On Profession Of Christian Faith	Restored By Affirmation	Previous Year's Reporting Errors— Total Professing Membership By Addition	From Other United Methodist Churches	From Other Denominations	Charge Conference Action	Withdrawn	Previous Year's Reporting Errors— Total Professing Membership By Subtraction	Transfer To Other United Methodist Churches	Transfer To Other Denominations	Death	Asian	AA/Black	Hispanic/Latino	Native American	Pacific Islander	White	Multi-Racial	Total Professing Members At Close Of This Year
CHURCH NAME	PASTOR'S NAME	1	2A	2B	2C	3	4	5A	5B	5C	6	7	8	9A	9B	9C	9D	9E	9F	9G	9
St. Philip's	Jerry G. Putnam	316	5	2	0	4	0	2	14	0	3	3	11	12	15	7	1	0	239	20	294
Grand Prairie First	Kathryn Taylor Strempeke	537	5	0	0	7	6	52	8	0	8	11	18	0	5	18	0	0	387	48	458
The Woods	Marie Mitchell	479	21	0	3	4	0	0	0	0	10	10	3	2	33	34	2	5	388	20	484
Irving First	Russell Floyd	929	16	2	0	7	8	0	1	0	5	4	12	2	6	38	3	0	891	0	940
Immanuel Korean Fellowship	Shinwon Jung	100	1	0	0	9	0	0	2	0	0	83	0	25	0	0	0	0	0	0	25
Kirkwood	Preston W. Weaver	211	0	0	78	3	14	42	0	0	21	1	7	0	2	136	0	0	96	1	235
Korean Central	Sung Chul Lee	1367	6	0	0	10	100	0	0	5	5	60	4	1381	0	0	0	0	10	18	1409
Northgate	Levy Laguardia	168	0	1	0	6	1	0	2	0	3	2	6	2	19	5	0	0	129	8	163
Oak Haven	Jane Graner	81	6	1	0	1	2	0	0	0	0	0	4	1	1	22	0	0	63	0	87
Plymouth Park	Bill La Barr	1037	8	0	0	5	3	0	5	0	8	3	11	5	6	34	3	0	978	0	1026
Lancaster First	Rick Hawkins	128	0	0	0	1	3	12	0	0	2	0	3	0	10	1	0	1	103	0	115
Mesquite First	David Weber	676	1	0	0	3	7	0	0	0	6	2	7	12	31	22	2	0	603	2	672
Mesquite St. Marks	Edwin Zarate	142	8	2	0	1	1	0	1	0	0	0	2	16	2	4	0	0	129	0	151
St. Stephen	Nancy DeStefano	179	6	0	0	3	0	22	1	0	1	1	0	2	1	1	0	1	151	7	163
Arapaho	Jack Soper	1257	17	3	0	10	7	0	0	0	32	23	7	3	31	5	4	0	1189	0	1232
Faith	Edilson (Ed) Volfe	159	2	0	0	0	0	0	0	0	0	0	1	130	15	7	0	0	6	2	160
Richardson First	J. Clayton Oliphint	6370	159	11	0	86	47	80	22	0	7	7	58	48	93	45	3	5	6303	2	6499
First Korean	Kwang Bae Park	100	0	0	0	0	3	0	0	0	0	5	0	95	0	0	0	0	3	0	98
Seagoville	Jennifer Kelley	90	0	0	0	0	1	0	0	0	0	0	1	1	2	4	0	0	83	0	90
New Covenant	Reid Fade	193	0	0	0	2	4	9	4	1	0	3	1	0	11	16	1	0	152	1	181
Southwood	Closed	0	0	0	0	0	0	0	0	0	0	0	0	0	0	0	0	0	0	0	0
Arcadia Park	Closed	19	0	0	0	0	0	0	0	0	10	9	0	0	0	0	0	0	0	0	0
Oak Cliff	Merged	148	0	0	0	0	0	69	0	0	71	8	0	0	0	0	0	0	0	0	0
METRO DISTRICT	Camille Gaston	0	0	0	0	0	0	0	0	0	0	0	0	0	0	0	0	0	0	0	0
TOTAL 2015		59198	1403	75	151	701	656	1540	1211	392	521	340	674	2133	7152	1959	43	36	45868	315	57506
TOTAL 2014		60972	1327	170	158	1086	779	1989	360	1342	596	307	700	2160	7177	1800	44	37	47664	316	59198
Inc/Dec 2015 over 2014		-1774	76	-95	-7	-385	-123	-449	851	-950	-75	33	-26	-27	-25	159	-1	-1	-1796	-1	-1692

Metro District Table 2

	CHURCH NAME	CHURCH MEMBERSHIP						CHURCH SCHOOL AND SMALL GROUP MINISTRIES										UMM		UMW	
		Avg Attendance At All Weekly Worship Services	Number Of Persons Baptized This Year (0-12 yrs)	Number Of Persons Baptized This Year (13 yrs-older)	Baptized Members Who Are Not Professing Members	Number Of Other Constituents	Total Enrolled In Confirmation Classes This Year	Children In All Christian Formation Groups And Small Group Ministries	Youth In All Christian Formation Groups And Small Group Ministries	Young Adults In All Christian Formation Groups And Small Group Ministries	Adults In All Christian Formation Groups And Small Group Ministries	Total Christian Formation Participants	Avg Weekly Attendance (all ages) In Sunday School	Participants In Vacation Bible School	Number Of Classes and Other Small Groups (All Ages) For Learning In Sunday School	Number Of Classes and Other Small Groups (All Ages) For Learning Other Than Sunday School	Number Of Short-Term Classes And Small Groups (All Ages)	Membership In United Methodist Men	Amount Paid for Projects	Membership In United Methodist Women	Amount Paid For Local Church And Community Work
		10	11a	11b	12	13	14	15	16	17	18	19	20	21	22	23	24	25a	25b	26a	26b
1	Holy Covenant	206	8	4	65	58	7	60	24	13	172	269	89	80	14	3	8	0	0	0	0
2	Wesley Korean	140	0	0	0	0	0	25	18	15	35	93	30	33	18	15	7	32	0	55	0
3	Cedar Hill	138	1	0	22	37	0	5	17	10	68	100	64	0	7	6	2	0	0	0	0
4	Agape Memorial	85	3	2	5	37	6	20	15	4	48	87	70	60	5	3	3	11	875	20	3000
5	Camp Wisdom	48	0	0	0	2	0	9	10	0	12	31	3	52	1	0	1	11	0	0	0
6	Glen Oaks	38	1	4	0	15	5	6	5	0	4	15	4	0	2	1	0	6	0	6	40
7	Casa Emanu-El	60	1	1	0	0	4	4	6	2	20	32	15	0	3	0	0	13	0	24	0
8	Casa Linda	176	10	4	17	113	17	98	18	8	83	207	83	0	9	13	6	0	0	17	1695
9	Christ's Foundry Fellowship	233	9	9	0	500	0	200	60	15	45	320	45	0	0	0	0	0	0	0	0
10	Cochran Chapel	72	1	0	12	25	0	7	4	4	95	110	32	0	2	3	1	0	0	0	0
11	Cockrell Hill	84	8	2	11	18	0	9	50	6	22	87	14	21	2	3	4	0	0	0	0
12	Community	75	0	0	0	6	0	5	3	5	40	53	35	90	4	4	2	22	257	29	0
13	Elmwood-El Buen Samaritano	100	3	0	3	35	0	20	13	10	51	94	50	0	6	5	1	0	0	0	0
14	Dallas First	868	30	4	323	344	23	427	115	124	797	1463	441	165	37	1	32	0	0	165	21043
15	Dallas Grace	251	2	4	49	75	6	26	25	11	194	256	68	21	11	12	8	0	0	26	3593
16	Greenland Hills	177	23	2	105	78	12	55	40	12	50	157	50	80	8	1	0	0	0	0	0
17	Hamilton Park	350	3	1	0	0	9	48	25	13	249	335	95	85	10	13	13	20	2170	51	1600
18	Highland Hills	165	0	0	0	22	0	26	28	22	78	154	56	67	5	3	8	28	710	34	565
19	Highland Park	5459	279	29	3083	14895	295	3459	1303	603	3239	8604	2026	1369	109	189	99	0	0	758	13200
20	Kessler Park	131	12	0	65	29	12	23	37	15	42	117	65	50	7	6	6	0	0	20	0
21	Lake Highlands	485	16	0	16	325	8	75	40	15	180	310	175	255	17	4	13	0	0	40	325
22	Lakewood	85	0	0	0	29	0	2	12	13	69	96	24	0	4	1	4	0	0	0	1050
23	Lovers Lane	1267	40	8	339	1635	52	569	261	171	2842	3843	424	337	84	124	58	73	1113	284	16633
24	Northaven	174	0	1	6	171	11	47	39	50	620	756	76	47	10	12	10	0	0	47	0
25	Oak Lawn	168	4	4	38	155	1	15	4	25	90	134	40	0	10	10	5	0	0	0	0
26	Owenwood	35	0	0	0	7	0	5	3	8	12	28	12	0	2	0	0	0	0	0	0
27	Pleasant Mound/Urban Park	20	0	0	0	0	0	28	44	15	0	87	20	110	2	2	2	10	0	17	1580
28	Preston Hollow	60	2	0	0	22	0	0	70	0	46	116	15	0	1	3	0	15	0	16	0
29	Ridgewood Park	197	5	2	59	98	14	60	91	10	68	229	92	175	10	11	2	8	3960	65	5105
30	St. Luke "Community"	900	6	5	6	1079	21	155	80	58	191	484	101	219	10	9	17	90	8030	25	3200

Metro District Table 2 (Continued)

	CHURCH MEMBERSHIP						CHURCH SCHOOL AND SMALL GROUP MINISTRIES										UMM		UMW	
	Avg Attendance At All Weekly Worship Services	Number Of Persons Baptized This Year (0–12 yrs)	Number Of Persons Baptized This Year (13 yrs–older)	Baptized Members Who Are Not Professing Members	Number Of Other Constituents	Total Enrolled In Confirmation Classes This Year	Children In All Christian Formation Groups And Small Group Ministries	Youth In All Christian Formation Groups And Small Group Ministries	Young Adults In All Christian Formation Groups And Small Group Ministries	Adults In All Christian Formation Groups and Small Group Ministries	Total Christian Formation Participants	Avg Weekly Attendance (all ages) In Sunday School	Participants In Vacation Bible School	Number Of Classes and Other Small Groups (All Ages) For Learning Than Sunday School	Number Of Classes and Other Small Groups (All Ages)	Number Of Short-Term Classes And Small Groups (All Ages)	Membership In United Methodist Men	Amount Paid for Projects	Membership In United Methodist Women	Amount Paid For Local Church And Community Work
CHURCH NAME	10	11a	11b	12	13	14	15	16	17	18	19	20	21	22	23	24	25a	25b	26a	26b
31 Dallas St. Paul	195	2	0	0	57	0	33	30	30	10	103	45	15	5	4	5	158	1000	15	250
32 Schreiber Memorial	76	7	0	12	7	0	8	1	0	54	63	35	13	3	16	30	0	0	0	0
33 Spring Valley	338	9	2	98	78	6	88	28	30	369	515	223	100	13	11	18	0	0	50	4483
34 Tyler Street	365	7	2	13	30	15	60	39	50	342	491	194	40	15	21	9	0	0	0	0
35 Umphress Road	129	2	0	0	51	6	9	18	15	63	105	37	102	11	6	1	17	0	37	0
36 University Park	409	25	3	201	190	12	161	51	20	680	912	240	235	27	29	33	0	0	120	7800
37 Walnut Hill	203	5	2	69	29	0	29	15	19	182	245	109	110	12	12	8	10	900	85	4413
38 Dallas Warren	80	5	0	5	0	0	3	0	10	40	53	30	0	4	2	2	8	0	40	350
39 Wheatland	51	3	0	7	33	0	3	10	0	70	83	22	0	3	3	2	9	0	15	370
40 White Rock	166	3	3	90	100	4	25	12	20	98	155	110	45	10	4	3	0	0	34	403
41 Zimbabwe Fellowship	0	0	0	0	0	0	0	0	0	0	0	0	0	0	0	0	0	0	0	0
42 Church of the Disciple	100	7	0	0	13	8	18	24	13	65	120	30	40	6	4	3	20	200	35	450
43 DeSoto First	126	6	6	12	26	12	17	18	10	130	175	76	85	8	8	4	0	0	40	1963
44 The Village	285	5	2	0	0	8	70	35	20	125	250	75	125	5	1	1	35	0	60	0
45 Duncanville First	306	4	0	179	55	6	52	55	25	375	507	250	65	19	22	8	27	0	65	0
46 Jubilee	40	4	0	0	0	0	5	5	4	15	29	0	0	1	0	0	0	0	57	0
47 Duncanville Trinity	111	0	0	0	29	0	14	12	10	57	93	33	0	6	2	2	23	820	26	275
48 Chapel Hill	114	1	0	0	15	0	33	18	12	74	137	58	30	10	6	4	21	644	35	1919
49 Farmers Branch Christ	311	4	3	38	275	11	48	47	0	424	519	130	131	24	13	5	13	0	73	3325
50 Webb Chapel	30	1	0	0	5	0	4	0	0	12	16	10	0	2	0	0	0	0	0	0
51 God's Kingdom	15	0	0	0	0	0	0	0	0	0	0	0	0	0	0	0	0	0	0	0
52 Axe Memorial	118	3	0	2	38	3	15	20	7	124	166	116	80	10	3	3	0	0	15	4105
53 Buckingham	135	0	2	12	55	0	14	18	2	104	138	54	75	6	7	5	0	0	0	0
54 Garland First	379	9	3	3	513	6	138	35	40	454	667	370	310	34	17	8	65	0	32	2612
55 New World	144	0	0	0	0	6	22	15	0	89	126	92	58	11	8	0	20	3000	0	0

Metro District Table 2 (Continued)

		CHURCH MEMBERSHIP						CHURCH SCHOOL AND SMALL GROUP MINISTRIES										UMM		UMW	
												</									

Metro District Table 3

	MISSION AND COMMUNITY MINISTRIES					PROPERTY AND OTHER ASSETS				CONNECTIONAL PROGRAMS						
	Number UMVIM Teams Sent From Local Church	Number Of Persons Sent On UMVIM Teams From Local Church	Number of persons engaged in mission	Number Of Persons Served By Community Ministries For Daycare And/Or Education	Number Of Persons Served By Community Ministries For Outreach, Justice, And Mercy	Market Value Of Church-Owned Land, Buildings And Equipment	Market Value Of Other Church-Owned Assets	Debt Secured By Church Physical Assets	Other Debt	Total APPORTIONED To Local Church For All Causes Paid To AC Treasurer	Total PAID By Local Church For All Apportioned Causes To AC Treasurer	General Advance Specials	World Service Special Gifts	Annual Conference Advance Specials	Youth Service Fund	Other Funds For Connectional Mission And Ministry
CHURCH NAME	27a	27b	28	29	30	31	32	33	34	35a	35b	37	38	39	40	41
1 Holy Covenant	0	0	109	695	1390	2710618	79955	144705	2665	57622	57622	0	0	0	0	0
2 Wesley Korean	0	0	0	0	0	2800000	114000	1760000	0	11784	11784	0	0	0	0	0
3 Cedar Hill	0	0	57	48	235	4267968	262893	1446231	0	35810	12022	0	0	0	0	0
4 Agape Memorial	0	0	30	0	40	2000000	650000	12000	8000	0	0	84	0	0	0	0
5 Camp Wisdom	0	0	0	0	845	493753	5684	0	0	11406	11406	0	0	0	0	0
6 Glen Oaks	0	0	0	24	1	1567435	115000	0	0	7545	7545	0	0	0	0	0
7 Casa Emanu-El	0	0	30	0	0	120000	100000	0	0	0	0	0	0	0	0	0
8 Casa Linda	0	0	32	187	425	3422049	8000	0	0	17999	12000	0	0	0	0	0
9 Christ's Foundry Fellowship	0	0	75	255	2500	2580000	123000	180000	3000	0	0	0	0	0	0	0
10 Cochran Chapel	0	0	49	150	130	9008021	2122717	0	0	28269	28269	1031	0	0	0	2085
11 Cockrell Hill	0	0	30	0	380	2338000	121000	0	900	6640	6640	0	0	0	0	0
12 Community	0	0	15	80	525	700000	300000	0	0	10915	10915	0	0	0	0	0
13 Elmwood-El Buen Samaritano	0	0	0	273	185	4100113	94610	93800	0	24211	17233	0	0	0	0	280
14 Dallas First	0	10	295	103	28500	33427125	4480350	579677	536000	299787	299787	4165	0	0	0	3000
15 Dallas Grace	0	0	86	207	12291	6138086	998201	0	0	30030	30030	0	0	0	0	0
16 Greenland Hills	0	0	100	100	1000	2685260	12350	590272	0	30978	30978	70	0	156	0	465
17 Hamilton Park	0	0	60	105	5000	7590000	282614	515615	12239	126474	99968	100	0	0	0	0
18 Highland Hills	0	0	10	12	435	1134868	188634	0	1014	22091	22091	0	0	409	0	0
19 Highland Park	0	0	3062	3000	20000	88000000	15000000	0	0	1083565	1083565	0	0	0	0	7000
20 Kessler Park	0	0	130	120	425	10092875	307687	224844	6915	43915	43915	0	0	401	0	2000
21 Lake Highlands	0	0	130	460	465	5994404	107000	1157979	0	121814	121814	30	0	0	0	690
22 Lakewood	0	0	71	390	1500	4700000	925000	421908	0	24276	24276	960	0	0	0	0
23 Lovers Lane	1	13	4246	2455	19155	38703324	20222227	5850240	10317	405276	405276	900	0	0	0	0
24 Northaven	1	0	92	160	950	5808199	39000	1721440	0	82214	82214	215	0	0	0	500
25 Oak Lawn	0	0	350	360	4500	4671680	8720541	0	0	53618	53618	405	0	0	0	300
26 Owenwood	0	0	3	0	23	850000	293700	0	0	6114	6114	0	0	0	0	0
27 Pleasant Mound/Urban Park	0	0	0	281	200	1441992	36000	0	0	9378	9378	0	0	0	0	0
28 Preston Hollow	0	0	19	150	1600	6545623	4774974	0	0	45753	45753	0	0	118	0	0
29 Ridgewood Park	0	0	709	912	6897	3327596	557227	165597	0	45142	45142	0	0	25	0	100
30 St. Luke "Community"	0	0	300	240	5327	7333382	1760082	415282	30932	251805	251805	2145	0	0	0	0

Metro District Table 3 (Continued)

	MISSION AND COMMUNITY MINISTRIES					PROPERTY AND OTHER ASSETS				CONNECTIONAL PROGRAMS						
	Number Of Persons Sent On UMYIM Teams From Local Church	Number Of Persons Sent On UMYIM Teams From Local Church	Number of persons engaged in mission	Number Of Persons Served By Community Ministries For Outreach, Justice, And Mercy	Number Of Persons Served By Community Ministries For Daycare And/Or Education	Market Value Of Church-Owned Land, Buildings And Equipment	Market Value Of Other Church-Owned Assets	Debt Secured By Church Physical Assets	Other Debt	Total APPORTIONED To Local Church For All Causes Paid To AC Treasurer	Total PAID By Local Church For All Apportioned Causes To AC Treasurer	General Advance Specials	World Service Special Gifts	Annual Conference Advance Specials	Youth Service Fund	Other Funds For Connectional Mission And Ministry
CHURCH NAME	27a	27b	28	29	30	31	32	33	34	35a	35b	37	38	39	40	41
31 Dallas St. Paul	0	0	40	55	14326	3480000	48196	3410000	0	27759	27759	0	0	0	0	0
32 Schreiber Memorial	0	0	50	146	450	4640000	422890	0	0	32344	2890	122	0	175	0	0
33 Spring Valley	0	0	280	220	4143	8071270	408592	204226	0	97188	58313	0	0	0	0	0
34 Tyler Street	0	0	1505	145	10668	9518000	737904	300000	0	71010	71010	4095	0	0	0	0
35 Umphress Road	0	0	26	110	325	216340	99210	0	0	15781	14203	0	0	0	0	0
36 University Park	0	0	1020	355	63000	43860060	3467742	2602699	0	206601	206601	6972	0	0	0	2147
37 Walnut Hill	0	0	405	1111	1124	7804676	492474	124242	770	63475	63475	3086	0	1854	0	1585
38 Dallas Warren	0	0	0	12	93	1500000	7595	1423451	0	12289	1300	0	0	0	0	0
39 Wheatland	0	0	28	0	683	1737578	135568	0	0	9077	9077	0	0	0	0	0
40 White Rock	0	0	0	200	1200	7752200	26513	0	0	48787	48787	3400	0	0	0	0
41 Zimbabwe Fellowship	0	0	0	0	0	0	0	0	0	0	0	0	0	0	0	0
42 Church of the Disciple	0	0	5	2	150	1952690	20000	562045	531	19399	11639	0	0	0	0	0
43 DeSoto First	0	0	15	165	245	2355000	295000	0	0	30620	30620	783	0	0	0	155
44 The Village	0	0	0	275	150	19986	230172	0	0	5775	5775	0	0	0	0	0
45 Duncanville First	0	0	250	200	775	12291963	1002220	35624	2178	119977	119977	10245	0	4900	0	1358
46 Jubilee	0	0	0	0	12	565500	156700	76643	0	11403	1000	0	0	0	0	0
47 Duncanville Trinity	2	9	165	0	500	150000	88852	175555	0	21764	21764	922	0	345	0	2636
48 Chapel Hill	0	0	141	190	6140	3212370	429534	0	0	26160	26160	0	0	0	0	0
49 Farmers Branch Christ	0	0	74	88	1050	70202950	532070	539459	0	103898	103898	8100	0	0	0	630
50 Webb Chapel	0	0	5	0	200	8988630	26233	0	0	11963	11963	0	0	0	0	100
51 God's Kingdom	0	0	0	0	38	200000	5000	0	0	1446	1446	0	0	0	0	0
52 Axe Memorial	0	0	0	150	1232	3469040	214954	0	0	29538	29538	102	0	620	0	0
53 Buckingham	0	0	115	120	317	2587334	32207	103399	0	25937	25937	0	0	0	0	930
54 Garland First	3	56	845	725	7280	7851568	1080084	0	0	101112	101112	400	0	0	0	100
55 New World	0	0	0	255	350	3095000	92794	687648	0	29254	29254	0	0	0	0	0

Metro District Table 3 (Continued)

	MISSION AND COMMUNITY MINISTRIES					PROPERTY AND OTHER ASSETS				CONNECTIONAL PROGRAMS						
	Number Of Persons Sent On UMWIM Teams From Local Church	Number Of Persons Sent On UMWIM Teams From Local Church	Number of persons engaged in mission	Number Of Persons Served By Community Ministries For Daycare And/Or Education	Number Of Persons Served By Community Ministries For Outreach, Justice, And Mercy	Market Value Of Church-Owned Land, Buildings And Equipment	Market Value Of Other Church-Owned Assets	Debt Secured By Church Physical Assets	Other Debt	Total APORIONED To Local Church For All Causes Paid To AC Treasurer	Total PAID By Local Church For All Apportioned Causes To AC Treasurer	General Advance Specials	World Service Special Gifts	Annual Conference Advance Specials	Youth Service Fund	Other Funds For Connectional Mission And Ministry
CHURCH NAME	27a	27b	28	29	30	31	32	33	34	35a	35b	37	38	39	40	41
56 St. Philip's	0	0	80	0	5500	3960700	72873	714185	0	31517	31517	0	0	0	0	0 56
57 Grand Prairie First	0	0	170	0	3800	7512256	2359908	0	0	52587	52587	210	0	0	0	124 57
58 The Woods	0	0	80	250	200	5100000	125947	3349681	0	33876	33876	0	0	0	0	0 58
59 Irving First	1	27	300	96	2000	12128313	534676	0	45792	71919	71919	0	0	2283	0	470 59
60 Immanuel Korean Fellowship	0	0	0	0	0	0	107293	0	0	0	0	0	0	0	0	0 60
61 Kirkwood	0	0	49	67	20150	2140039	53133	0	9490	20677	20677	0	0	0	0	0 61
62 Korean Central	0	0	230	65	165	9221612	220000	4973223	0	108552	108552	0	0	0	0	0 62
63 Northgate	0	0	0	0	1854	1043662	124065	0	0	17621	5341	0	0	0	0	0 63
64 Oak Haven	0	0	35	40	700	998000	140500	0	0	6961	6961	0	0	0	0	0 64
65 Plymouth Park	0	8	76	196	1250	5114000	753957	0	7575	99249	99249	5745	0	1000	0	2000 65
66 Lancaster First	0	0	4	0	161	2043000	801278	0	0	18357	18357	0	0	0	0	0 66
67 Mesquite First	0	0	25	120	825	6614070	117331	283602	0	53256	53256	0	0	0	0	0 67
68 Mesquite St. Marks	0	0	56	100	550	1400000	400000	0	0	14473	14473	0	0	0	0	0 68
69 St. Stephen	0	0	198	42	2521	1551800	134208	0	0	19276	19276	0	0	1	0	0 69
70 Arapaho	3	80	505	326	1964	7544169	360891	817541	0	79077	79077	4271	0	0	0	750 70
71 Faith	0	0	49	0	0	1373121	93173	94909	0	15483	10895	1253	0	0	0	0 71
72 Richardson First	1	14	2500	686	3230	31336153	13336153	4225762	0	462323	462323	20033	0	28360	0	16238 72
73 First Korean	0	0	18	0	100	1300000	150000	0	0	11516	11516	0	0	0	0	0 73
74 Seagoville	0	0	21	4	2550	1928500	1771	0	0	7730	750	0	0	0	0	0 74
75 New Covenant	0	0	25	0	425	1500000	49793	154521	0	19496	19496	75	0	0	0	0 75
76 Southwood	0	0	0	0	0	0	0	0	0	4874	4874	0	0	0	0	0 76
77 Arcadia Park	0	0	0	0	0	0	0	0	0	3235	3235	0	0	0	0	0 77
78 Oak Cliff	0	0	0	125	150	6300000	275000	0	0	25889	25889	0	0	0	0	0 78
79 METRO DISTRICT	0	0	0	0	0	0	0	0	0	0	4573	0	0	0	0	0 79
TOTAL 2015	12	217	19480	17408	277470	580183921	93066900	40138005	678318	5194932	5013327	79919	0	40647	0	45643
TOTAL 2014	17	284	18659	16264	271757	578490902	81793248	42853839	1029927	5145876	4845897	73117	0	30533	0	123833
Inc/Dec 2015 over 2014	-5	-67	821	1144	5713	1693019	11273652	-2715834	-351609	49056	167430	6802	0	10114	0	-78190

Metro District Table 4

	CONNECTIONAL PROGRAMS										MINISTERIAL SUPPORT						
	Annual Conference Special Sunday Offerings	Benevolences Directly To UM Causes (Not To AC Treasurer)	Benevolences Paid Directly To Non-UM Benevolent And Charitable Causes	Human Relations Day	One Great Hour Of Sharing	Peace With Justice	Native American Ministries	World Communion	UM Student Day	Direct-Billed Clergy Non-Health Benefits (Pension)	Direct-Billed Clergy Health Benefits	Base Compensation To Pastor	Base Compensation To Associate(s)	Housing And Utilities And/Or Related Allowances—Pastor And Associate(s)	Accountable Reimbursements—Pastor And Associate(s)	Other Cash Allowances (Non- Accountable) —Pastor And Associate(s)	Salary And Benefits For Deacons
	42	43	44	45a	45b	45c	45d	45e	45f	46	47	48	49	50	51	52	53
1 Holy Covenant	0	24285	28331	0	0	0	0	0	0	7871	8811	58600	0	7000	4944	0	70153
2 Wesley Korean	0	0	0	0	0	0	0	0	0	7489	8811	49456	0	18000	500	0	0
3 Cedar Hill	0	1332	40196	0	0	0	0	0	0	7726	8811	47172	0	30000	6000	0	0
4 Agape Memorial	0	850	550	0	0	0	0	0	0	0	0	40848	0	8400	950	9706	0
5 Camp Wisdom	0	0	0	0	0	0	0	0	0	0	0	13324	0	6926	1265	0	0
6 Glen Oaks	0	140	1000	0	0	0	0	0	0	0	0	16824	0	6926	1265	0	0
7 Casa Emanu-El	0	1147	50	0	0	0	0	110	0	7168	8810	45480	0	12000	700	0	0
8 Casa Linda	0	0	32861	0	0	0	0	0	0	5401	0	36400	0	21000	286	0	0
9 Christ's Foundry Fellowship	0	0	150	0	0	0	0	0	0	11176	13217	47000	58000	35000	0	0	0
10 Cochran Chapel	0	14025	0	0	0	0	0	30	0	8290	8811	66988	0	29000	0	0	0
11 Cockrell Hill	0	5800	600	0	0	0	0	0	0	0	0	15145	0	12000	0	0	0
12 Community	0	0	167	50	162	75	109	129	139	7165	8811	46470	0	12000	1991	0	0
13 Elmwood-El Buen Samaritano	480	0	105	45	84	88	0	28	0	7128	8811	45508	0	8014	4922	0	0
14 Dallas First	0	153687	31803	0	0	0	0	0	0	28769	30438	139940	125217	83450	0	0	68490
15 Dallas Grace	0	22186	62588	111	451	209	539	83	147	7664	8811	52000	0	22523	0	0	0
16 Greenland Hills	0	0	34735	0	0	0	0	187	0	7211	8811	30000	0	30000	5000	0	0
17 Hamilton Park	0	0	25000	0	0	0	0	0	0	14261	17221	60660	49294	64520	3000	8652	0
18 Highland Hills	0	0	0	0	0	0	0	0	0	7177	8811	45670	9400	12000	5000	0	0
19 Highland Park	0	19577	2259323	0	0	0	0	0	0	91871	88110	265833	614081	353585	0	0	215889
20 Kessler Park	0	1687	40244	0	0	0	0	0	0	7865	8811	57497	0	8480	5793	12320	0
21 Lake Highlands	0	36500	11990	0	20	0	0	0	0	22605	26433	62838	93974	56000	824	0	73910
22 Lakewood	0	0	262	0	0	0	0	0	0	7793	8811	54000	0	25410	0	0	0
23 Lovers Lane	0	74190	85983	0	0	0	0	0	0	43406	43655	201864	238488	161018	0	0	82489
24 Northaven	0	30290	45710	0	0	0	0	0	0	8168	8811	72991	0	6954	0	0	0
25 Oak Lawn	0	0	0	0	0	0	0	0	0	7749	8811	55940	5400	27400	0	0	36733
26 Owenwood	0	0	0	0	0	0	0	0	0	0	0	20000	0	10000	0	0	0
27 Pleasant Mound/Urban Park	0	1013	1500	0	0	0	0	0	0	7177	8811	46558	0	12000	500	0	0
28 Preston Hollow	155	95874	29424	0	201	0	0	130	0	12234	13217	49040	14879	55200	1000	28431	0
29 Ridgewood Park	0	11336	4297	10	50	12	0	0	20	8411	8811	40000	0	60000	4039	0	0
30 St. Luke "Community"	0	0	125130	0	0	0	0	0	0	27201	27042	96000	64513	78300	3348	25392	0

Metro District Table 4 (Continued)

		CONNECTIONAL PROGRAMS									MINISTERIAL SUPPORT							
		Annual Conference Special Sunday Offerings	Benevolences Directly To UM Causes (Not To AC Treasurer)	Benevolences Paid Directly To Non-UM Benefolent And Charitable Causes	Human Relations Day	One Great Hour Of Sharing	Peace With Justice	Native American Ministries	World Communion	UM Student Day	Direct-Billed Clergy Non-Health Benefits (Pension)	Direct-Billed Clergy Health Benefits	Base Compensation To Pastor	Base Compensation To Associate(s)	Housing And Utilities And/Or Related Allowances—Pastor And Associate(s)	Accountable Reimbursements—Pastor And Associate(s)	Other Cash Allowances (Non- Accountable) —Pastor And Associate(s)	Salary And Benefits For Deacons
	CHURCH NAME	42	43	44	45a	45b	45c	45d	45e	45f	46	47	48	49	50	51	52	53
31	Dallas St. Paul	0	500	21070	0	0	0	0	0	0	0	0	44382	0	12000	0	0	0
32	Schreiber Memorial	0	475	1201	0	0	0	0	0	0	9705	8810	39907	2165	20500	2363	0	18550
33	Spring Valley	0	0	153657	0	0	0	0	0	0	15959	17222	78723	35408	57096	0	1803	0
34	Tyler Street	300	127864	73598	0	0	0	52	0	0	13390	14819	70653	37081	14850	4065	0	0
35	Umphress Road	387	0	0	95	219	177	175	0	94	6540	8811	35643	0	21240	69	0	0
36	University Park	0	692536	66265	0	0	0	0	0	0	30250	35244	102077	140487	48442	7148	0	0
37	Walnut Hill	251	535	5643	0	421	0	0	299	339	7578	8811	54248	0	18000	0	0	0
38	Dallas Warren	100	0	0	0	0	0	0	0	100	0	0	18000	0	15000	0	0	0
39	Wheatland	0	0	3045	0	0	0	0	0	0	1754	0	12933	0	14478	1000	0	0
40	White Rock	0	755	8391	0	0	0	0	0	0	7416	8811	42824	24000	24000	0	0	0
41	Zimbabwe Fellowship	0	0	0	0	0	0	0	0	0	0	0	0	0	0	0	0	0
42	Church of the Disciple	0	0	280	0	0	0	0	265	0	7190	8811	47454	0	6616	4248	0	0
43	DeSoto First	0	2885	17915	211	74	28	13	0	30	7428	8811	51157	0	20000	6709	0	0
44	The Village	0	0	0	0	0	0	0	0	0	7121	8811	37000	19176	19407	3000	14640	0
45	Duncanville First	1826	6887	16919	0	0	0	0	418	0	14963	17622	60790	43129	27829	14000	0	0
46	Jubilee	0	0	0	0	0	0	0	0	0	0	0	15750	0	13750	0	0	0
47	Duncanville Trinity	441	9000	2802	0	0	0	0	0	0	7431	8811	43390	0	24000	7984	0	0
48	Chapel Hill	0	0	76751	0	0	0	0	0	0	7273	8811	36703	0	17580	4600	0	0
49	Farmers Branch Christ	0	41817	59359	0	0	0	0	100	0	8632	8811	78546	0	28814	149	13440	0
50	Webb Chapel	54	0	2291	70	125	83	143	110	51	0	0	7370	0	18350	890	70	0
51	God's Kingdom	0	0	0	0	0	0	0	0	0	0	0	8840	0	0	0	0	0
52	Axe Memorial	1265	0	20203	0	0	0	200	0	0	7325	9561	48985	0	13804	0	0	0
53	Buckingham	0	0	7196	0	0	0	0	0	0	7751	8811	59214	0	18800	0	0	0
54	Garland First	1200	5928	28228	0	0	222	0	0	0	16059	17622	42238	35299	63669	7545	0	49910
55	New World	0	0	47532	0	0	0	0	0	0	6920	8810	54685	0	21650	2277	0	0

Metro District Table 4 (Continued)

	CONNECTIONAL PROGRAMS									MINISTERIAL SUPPORT							
	Annual Conference Special Sundry Offerings	Benevolences Directly To UM Causes (Not To AC Treasury)	Benevolences Paid Directly To Non-UM Benevolent And Charitable Causes	Human Relations Day	One Great Hour Of Sharing	Peace With Justice	Native American Ministries	World Communion	UM Student Day	Direct-Billed Clergy Non-Health Benefits (Pension)	Direct-Billed Clergy Health Benefits	Base Compensation To Pastor	Base Compensation To Associate(s)	Housing And Utilities And/Or Related Allowances—Pastor And Associate(s)	Accountable Reimbursements—Pastor And Associate(s)	Other Cash Allowances (Non- Accountable) —Pastor And Associate(s)	Salary And Benefits For Deacons
CHURCH NAME	42	43	44	45a	45b	45c	45d	45e	45f	46	47	48	49	50	51	52	53
56 St. Philip's	0	0	36810	0	0	0	0	0	0	7967	8811	59915	0	30000	1200	0	0 56
57 Grand Prairie First	0	108539	3603	0	435	0	0	0	0	11849	13216	69037	17172	12600	6580	0	0 57
58 The Woods	0	0	0	0	0	0	0	0	0	7688	8811	46316	0	20500	8500	0	0 58
59 Irving First	1400	0	130599	0	0	0	0	0	0	12183	13217	51563	44693	55333	2270	0	0 59
60 Immanuel Korean Fellowship	0	0	0	0	0	0	0	0	0	0	0	31500	0	10932	550	0	0 60
61 Kirkwood	0	0	11844	0	0	0	0	0	0	7395	8811	43428	0	16000	0	0	0 61
62 Korean Central	0	0	183996	0	0	0	0	0	0	7896	8811	38400	0	5163	12600	7896	0 62
63 Northgate	0	0	0	0	189	116	75	100	70	7108	8811	45265	0	5000	0	0	0 63
64 Oak Haven	0	0	1076	0	0	0	0	0	0	3684	0	18000	0	13363	0	0	0 64
65 Plymouth Park	1966	19266	48570	0	0	0	0	0	0	15703	17322	86715	47949	42280	9451	1233	0 65
66 Lancaster First	0	0	1085	225	195	0	0	0	222	7163	8811	46717	0	6544	2130	0	0 66
67 Mesquite First	0	9445	23806	0	0	0	0	0	0	7666	8811	57354	0	21122	4972	0	0 67
68 Mesquite St. Marks	0	0	6055	0	0	0	0	0	0	6922	8811	45527	0	12000	0	0	0 68
69 St. Stephen	0	435	15471	197	96	0	0	0	0	7138	8811	38308	0	19250	2000	0	0 69
70 Arapaho	0	12753	85922	0	0	0	0	0	0	12113	12816	82980	18449	34474	6603	0	0 70
71 Faith	0	0	0	50	91	0	32	0	0	7356	8811	34265	0	3900	5820	7884	0 71
72 Richardson First	1325	375610	93911	0	2244	0	0	1855	0	53330	53667	150481	252800	228910	0	0	78255 72
73 First Korean	0	0	0	0	0	0	0	0	0	7342	8811	36000	0	24000	4000	0	0 73
74 Seagoville	100	0	5499	0	0	0	0	0	0	0	0	15600	0	2400	2000	0	0 74
75 New Covenant	0	0	0	0	0	0	0	0	0	7258	8811	43818	0	17742	660	0	0 75
76 Southwood	0	0	0	0	0	0	0	0	0	0	0	0	0	0	0	0	0 76
77 Arcadia Park	0	0	0	0	0	0	0	0	0	0	0	0	0	0	0	0	0 77
78 Oak Cliff	0	0	0	0	0	0	0	0	0	5517	6408	28131	0	2800	0	0	0 78
79 METRO DISTRICT	0	0	0	0	0	0	0	0	0	0	0	0	0	0	0	0	0 79
TOTAL 2015	11250	1909149	4122592	1064	5057	1010	1338	3844	1212	772939	840506	4040878	1991054	2397294	186710	131467	694379
TOTAL 2014	20764	2521631	3946229	842	5179	1411	658	4065	854	752954	827599	4063365	1936462	2514015	245520	124396	906012
Ine/Dec 2015 over 2014	-9514	-612482	176363	222	-122	-401	680	-221	358	19985	12907	-22487	54592	-116721	-58810	7071	-211633

Metro District Table 5

		LOCAL CHURCH EXPENDITURES					RECEIVED FOR ANNUAL BUDGET/SPENDING PLAN									
		Salary And Benefits For All Other Church Staff	Program Expenses	Other Operating Expenses	Principal And Interest On Indebtedness, Loans, Mortgages, Etc.	Capital Expenditures For Building, Improvements, And Major Equipment Purchases	TOTAL AMOUNT PAID BY LOCAL CHURCH ON ALL EXPENDITURES	Number Of Households Giving To Local Church	Amount Received Through Pledges	Amount Received From Non-Pledging, But Identified Givers	Amount Received From Unidentified Givers	Amount Received From Interest and Dividends	Amount Received From Sale of Church Assets	Amount Received Through Building Use Fees, Contributions, And Rentals	Amount Received Through Fundraisers And Other Sources	TOTAL INCOME FOR ANNUAL BUDGET/SPENDING PLAN
	CHURCH NAME	55	56	57	58	59	60	61	62a	62b	62c	62d	62e	62f	62g	62
1	Holy Covenant	185906	35971	112342	32629	2299	636764	199	377772	160394	7940	64	0	2600	34373	583143
2	Wesley Korean	0	25000	32000	120000	5000	278040	60	50000	250000	0	0	0	0	0	300000
3	Cedar Hill	84472	10587	98904	137006	69747	553975	175	0	301901	7231	0	0	24150	0	333282
4	Agape Memorial	18453	2500	32000	9968	0	124309	85	94364	30000	2722	0	0	0	3500	130586
5	Camp Wisdom	33800	4400	23200	0	0	94321	38	82600	1800	1630	0	0	7200	8310	101540
6	Glen Oaks	27124	3316	25864	0	34918	124922	31	75089	662	2254	20	0	71653	2505	152183
7	Casa Emanu-El	15995	1682	26753	0	79295	199190	71	59373	15921	2681	0	0	10190	6674	94839
8	Casa Linda	27336	16337	73329	0	37114	262064	115	156839	7071	11163	34	0	37961	4580	217648
9	Christ's Foundry Fellowship	143000	44200	57345	3762	0	412850	435	0	78800	10400	100	0	9800	11600	110700
10	Cochran Chapel	88244	8856	67481	0	8021	331131	75	0	197191	8435	0	0	24398	0	230024
11	Cockrell Hill	8100	7800	37800	175	12000	106060	50	0	39000	4500	180	0	50600	1000	95280
12	Community	9600	3252	32452	0	0	133487	60	119250	10575	4219	0	0	0	10936	144980
13	Elmwood-El Buen Samaritano	44188	4291	75121	56415	25618	298359	34	147419	0	5020	0	0	10619	56282	219340
14	Dallas First	1388251	162499	354278	84000	45142	3002916	504	2781001	423597	42464	0	0	4475	0	3251537
15	Dallas Grace	111862	20232	71148	0	80785	491369	175	243617	102688	7044	0	0	35350	119	388818
16	Greenland Hills	96200	8916	64131	0	10475	327335	239	190844	118631	12750	17	0	16055	21189	359486
17	Hamilton Park	258395	90055	352459	90385	0	1133970	436	599510	472620	34012	120	0	8087	19519	1133868
18	Highland Hills	63789	13954	54983	638	0	243922	200	0	212586	2310	0	0	1103	9987	225986
19	Highland Park	4770170	997800	1310400	0	600000	12677204	4123	9837486	3186474	296791	11193	0	0	553230	13885174
20	Kessler Park	219888	27035	74849	20400	58510	589695	244	263445	111530	10199	283	0	108965	34079	528501
21	Lake Highlands	369343	69015	126511	142798	103906	1319201	413	880303	474263	15909	497	0	3652	21065	1395689
22	Lakewood	70134	9635	55409	17040	14402	288132	83	184999	64126	4169	9	0	11236	3805	268344
23	Lovers Lane	1207886	352272	620531	710559	501362	4729879	727	1771465	949672	86230	3791	6400	105846	0	2923404
24	Northaven	315774	83198	179200	139620	0	973645	271	705626	51000	25652	31	0	40836	62828	885973
25	Oak Lawn	129438	42006	204277	0	0	572077	225	255280	135670	14933	22745	0	76800	1620	507048
26	Owenwood	8875	3617	28908	0	0	77514	27	0	49831	2111	6738	0	15300	7150	81130
27	Pleasant Mound/Urban Park	23345	2600	24900	0	3500	141282	20	0	36813	0	0	0	87800	0	124613
28	Preston Hollow	248587	110447	149790	0	204684	1059164	53	105740	20648	2790	18838	0	85148	31696	264860
29	Ridgewood Park	171533	47086	91581	83094	130892	706439	225	308054	148848	9098	0	0	32084	0	498084
30	St. Luke "Community"	781422	317561	445048	10371	57251	2312529	857	0	2464685	0	3433	25350	2725	106536	2602729

Metro District Table 5 (Continued)

	LOCAL CHURCH EXPENDITURES						RECEIVED FOR ANNUAL BUDGET/SPENDING PLAN								
	Salary And Benefits For All Other Church Staff	Program Expenses	Other Operating Expenses	Principal And Interest On Indebtedness, Loans, Mortgages, Etc.	Capital Expenditures For Building, Improvements, And Major Equipment Purchases	TOTAL AMOUNT PAID BY LOCAL CHURCH ON ALL EXPENDITURES	Number Of Households Giving To Local Church	Amount Received Through Pledges	Amount Received From Non-Pledging, But Identified Givers	Amount Received From Unidentified Givers	Amount Received From Interest and Dividends	Amount Received From Sale of Church Assets	Amount Received Through Building Use Fees, Contributions, And Rentals	Amount Received Through Fundraisers And Other Sources	TOTAL INCOME FOR ANNUAL BUDGET/SPENDING PLAN
CHURCH NAME	55	56	57	58	59	60	61	62a	62b	62c	62d	62e	62f	62g	62
31 Dallas St. Paul	96910	8301	66602	23603	35000	336127	170	0	388126	10400	0	0	2500	0	401026
32 Schreiber Memorial	44641	9849	155395	0	0	316748	79	155630	45910	5151	15825	0	63140	28931	314587
33 Spring Valley	428935	33211	66238	39240	48681	1034486	251	838943	103508	13002	282	0	57337	9427	1022499
34 Tyler Street	280810	26466	145315	37093	543647	1465108	320	573134	137569	9725	237	0	17000	29285	766950
35 Umphress Road	24690	8775	23304	0	0	144422	106	29905	147111	8743	0	0	100	3694	189553
36 University Park	1085902	102409	223059	710385	151144	3611068	450	1792151	290663	17594	25958	0	13078	0	2139444
37 Walnut Hill	203868	30354	222261	65989	204566	893163	380	437779	55828	8604	0	0	46266	30689	579166
38 Dallas Warren	15850	3200	46044	56500	0	156094	50	169880	0	0	0	0	0	9230	179110
39 Wheatland	8536	4995	49653	0	25353	130824	49	0	110800	1200	0	0	17870	0	129870
40 White Rock	215602	10330	61837	0	47375	503528	213	358004	0	25467	0	0	26423	4621	414515
41 Zimbabwe Fellowship	0	0	0	0	0	0	0	0	0	0	0	0	0	0	0
42 Church of the Disciple	18000	4673	62834	84000	0	256010	102	152778	77442	3809	12	0	150	18288	252479
43 DeSoto First	73141	25004	79076	0	18335	342375	91	308671	36903	2028	21	0	10295	6000	363918
44 The Village	92845	45161	57335	0	59233	369504	280	0	366767	11343	0	0	0	0	378110
45 Duncanville First	289186	89947	229646	32240	66251	1048133	476	690797	186008	15300	5772	0	3600	0	901477
46 Jubilee	6700	2825	15901	20300	0	76226	75	0	77447	0	0	0	0	0	77447
47 Duncanville Trinity	67677	17742	49605	23940	111633	400123	143	173403	72872	31082	131	2500	0	0	279988
48 Chapel Hill	60370	14387	41562	0	27177	321374	105	244301	0	5228	8792	0	38125	0	296446
49 Farmers Branch Christ	398259	91111	169788	73560	241780	1326794	343	809432	112014	10875	0	0	0	0	932321
50 Webb Chapel	26400	3180	64189	0	6117	141556	22	70428	19027	1827	16	0	42125	4449	137872
51 God's Kingdom	0	67	550	0	0	10903	11	12967	0	3074	0	0	300	3000	19341
52 Axe Memorial	89207	24531	85684	0	19007	350032	136	169895	64070	6320	4085	0	1150	6377	251897
53 Buckingham	84497	8172	22077	14560	0	257945	109	169381	91205	3912	0	0	6045	19248	289791
54 Garland First	402959	94047	191634	0	80680	1138852	557	560064	318281	16231	719	0	0	0	895295
55 New World	77462	14631	110683	50388	41804	466096	0	287576	20045	12931	50	0	39840	21853	382295

Metro District Table 5 (Continued)

	LOCAL CHURCH EXPENDITURES						RECEIVED FOR ANNUAL BUDGET/SPENDING PLAN									
	Salary And Benefits For All Other Church Staff	Program Expenses	Other Operating Expenses	Principal And Interest On Indebtedness, Loans, Mortgages, Etc.	Capital Expenditures For Building, Improvements, And Major Equipment Purchases	TOTAL AMOUNT PAID BY LOCAL CHURCH ON ALL EXPENDITURES	Number Of Households Giving To Local Church	Amount Received Through Pledges	Amount Received From Non-Pledging, But Identified Givers	Amount Received From Unidentified Givers	Amount Received From Interest and Dividends	Amount Received From Sale of Church Assets	Amount Received Through Building Use Fees, Contributions, And Rentals	Amount Received Through Fundraisers And Other Sources	TOTAL INCOME FOR ANNUAL BUDGET/SPENDING PLAN	
	55	56	57	58	59	60	61	62a	62b	62c	62d	62e	62f	62g	62	
56 St. Philip's	91261	40905	50315	32850	234	391785	198	0	368821	4337	0	0	450	13547	387155	
57 Grand Prairie First	184930	12418	86042	0	33936	613278	93	356057	121689	30752	0	0	3150	11802	523450	
58 The Woods	117649	4955	66837	146085	0	461217	188	0	458774	9862	0	0	200	2430	471266	
59 Irving First	210219	58340	153998	67433	160428	1036348	281	0	650371	16821	3006	10000	19397	1649	701244	
60 Immanuel Korean Fellowship	22560	19717	22035	0	0	107294	5	0	0	61136	0	0	0	43920	105056	
61 Kirkwood	42828	10130	36217	1878	3257	202465	123	0	126434	4604	0	0	10491	0	141529	
62 Korean Central	320200	206824	215373	227567	0	1343278	760	0	1629464	405023	937	0	0	0	2035424	
63 Northgate	41434	1006	40419	0	0	154934	51	88545	72180	4642	0	0	11753	7554	184674	
64 Oak Haven	9192	2052	36221	0	3942	94491	50	0	0	62280	0	0	15054	15514	92848	
65 Plymouth Park	243115	143457	211894	0	235135	1232050	194	790878	173087	8442	48	0	10395	26525	1009375	
66 Lancaster First	70889	193	51459	0	0	213990	52	0	130078	2815	56000	0	1900	4668	195461	
67 Mesquite First	143612	16499	130461	129304	0	606308	270	0	431267	21000	157	0	500	36135	489059	
68 Mesquite St. Marks	34517	1906	44409	0	5097	179717	139	94540	88412	2186	0	0	0	0	185138	
69 St. Stephen	58910	2290	36565	0	4317	213065	44	155180	24509	4730	1088	0	500	5716	191723	
70 Arapaho	271131	36603	95289	67650	0	820881	541	618444	89630	13894	1233	0	36965	35464	795630	
71 Faith	41300	5842	36555	10790	3950	178794	54	159867	6558	6617	50	0	450	2918	176460	
72 Richardson First	1966876	404728	644510	3655607	2654102	11145165	2010	4502816	719456	107379	9222	0	13814	0	5352687	
73 First Korean	15694	5500	16000	13310	8469	150642	60	241959	0	5200	0	0	0	0	247159	
74 Seagoville	3640	804	23466	0	3588	57847	35	0	54814	4198	0	0	2452	356	61820	
75 New Covenant	53610	9375	50518	16500	2840	230703	69	0	218492	0	0	0	1000	8072	227564	
76 Soutwood	0	0	0	0	0	0	0	0	0	0	0	0	0	0	0	
77 Arcadia Park	0	0	0	0	0	3235	0	0	0	0	0	0	0	0	0	
78 Oak Cliff	29470	800	25733	0	0	124748	40	19805	5450	1550	0	0	83251	0	110056	
79 METRO DISTRICT	0	0	0	0	0	4573	0	0	0	0	0	0	0	0	0	
TOTAL 2015	18986594	4183832	9217582	7259632	6931999	68866044	20025	34323286	18208079	1635971	201734	44250	1481699	1423945	57318964	
TOTAL 2014	18035998	4132585	9416011	6416348	4124507	65070785	20331	33705521	18747704	1638383	161052	483	1560734	1234392	57048269	
Inc/Dec 2015 over 2014	950596	51247	-198429	843284	2807492	3795259	-306	617765	-539625	-2412	40682	43767	-79035	189553	270695	

Metro District Table 6 (Continued)

	RCVD FOR CAPITAL CAMPAIGNS/SPECIAL PROJECTS					RECEIVED FROM OTHER SOURCES				
	Capital Campaigns	Memorials, Endowments, Bequests	Other Sources & Projects	Received For Specials And Other Directed Benevolences	TOTAL INCOME FOR DESIGNATED CAUSES	Equitable Compensation Funds	Advanced Special, Apportioned And Connectional Funds	Other Grants And Financial Support From Institutional Sources	Total Income From Connectional And Other Sources Outside Church	
CHURCH NAME	63a	63b	63c	63d	63	64a	64b	64c	64	
31 Dallas St. Paul	0	0	0	0	0	0	0	50000	50000	31
32 Schreiber Memorial	0	0	0	0	0	0	0	0	0	32
33 Spring Valley	0	130337	0	0	130337	0	0	0	0	33
34 Tyler Street	2910	17872	82983	89876	193641	0	0	4500	4500	34
35 Umphress Road	5072	850	0	0	5922	0	0	0	0	35
36 University Park	626208	17038	534122	0	1177368	0	50000	0	50000	36
37 Walnut Hill	2940	119543	125834	11756	260073	0	0	0	0	37
38 Dallas Warren	0	1000	0	0	1000	0	0	10000	10000	38
39 Wheatland	0	650	0	0	650	0	0	0	0	39
40 White Rock	0	4700	0	0	4700	0	0	211787	211787	40
41 Zimbabwe Fellowship	0	0	0	0	0	0	0	0	0	41
42 Church of the Disciple	0	0	0	0	0	0	0	0	0	42
43 DeSoto First	0	6725	0	0	6725	0	0	0	0	43
44 The Village	61656	0	0	0	61656	0	0	0	0	44
45 Duncanville First	185758	9310	0	133783	328851	0	0	0	0	45
46 Jubilee	0	0	0	0	0	0	0	0	0	46
47 Duncanville Trinity	23610	0	0	0	23610	0	0	9000	9000	47
48 Chapel Hill	0	0	0	0	0	0	0	0	0	48
49 Farmers Branch Christ	234801	3744	85538	77783	401866	0	0	0	0	49
50 Webb Chapel	0	363	0	2873	3236	0	0	0	0	50
51 God's Kingdom	0	0	0	0	0	0	0	0	0	51
52 Axe Memorial	0	5515	43085	0	48600	0	0	0	0	52
53 Buckingham	0	0	0	2433	2433	0	0	0	0	53
54 Garland First	47590	229404	0	0	276994	0	0	0	0	54
55 New World	53003	0	0	17173	70176	0	0	0	0	55

Metro District Table 6 (Continued)

	RCVD FOR CAPITAL CAMPAIGNS/SPECIAL PROJECTS					RECEIVED FROM OTHER SOURCES			
	Capital Campaigns	Memorials, Endowments, Bequests	Other Sources & Projects	Received For Specials And Other Directed Benevolences	TOTAL INCOME FOR DESIGNATED CAUSES	Equitable Compensation Funds	Advanced Special, Apportioned And Connectional Funds	Other Grants And Financial Support From Institutional Sources	Total Income From Connectional And Other Sources Outside Church
CHURCH NAME	63a	63b	63c	63d	63	64a	64b	64c	64
56 St. Philip's	36144	0	0	21540	57684	0	0	0	0
57 Grand Prairie First	0	6379	0	4684	11063	0	105000	0	105000
58 The Woods	12007	575	0	0	12582	0	0	0	0
59 Irving First	0	23379	147287	104922	275588	0	0	0	0
60 Immanuel Korean Fellowship	4410	0	0	0	4410	0	0	0	0
61 Kirkwood	0	205	0	14982	15187	0	0	20000	20000
62 Korean Central	0	0	0	75587	75587	0	37161	0	37161
63 Northgate	0	4288	0	0	4288	0	0	0	0
64 Oak Haven	0	480	0	0	480	0	0	0	0
65 Plymouth Park	153460	7055	52286	31371	244172	0	0	0	0
66 Lancaster First	0	18357	0	0	18357	0	0	0	0
67 Mesquite First	68618	32997	0	0	101615	0	0	0	0
68 Mesquite St. Marks	0	0	0	0	0	1423	0	0	1423
69 St. Stephen	0	720	6472	293	7485	0	0	0	0
70 Arapaho	552	3127	0	95663	99342	0	34577	6660	41237
71 Faith	87755	0	0	3478	91233	0	0	21250	21250
72 Richardson First	3399377	0	0	299874	3699251	0	0	0	0
73 First Korean	0	0	0	0	0	0	0	0	0
74 Seagoville	0	0	0	0	0	0	0	0	0
75 New Covenant	0	0	0	0	0	0	0	0	0
76 Southwood	0	0	0	0	0	0	0	0	0
77 Arcadia Park	0	0	0	0	0	0	0	0	0
78 Oak Cliff	0	0	0	0	0	0	10692	0	10692
79 METRO DISTRICT	0	0	0	0	0	0	0	0	0
TOTAL 2015	7025440	2265816	8350336	1371459	19013051	2802	356628	529678	889108
TOTAL 2014	8407008	3514148	1780437	1522207	15223800	32964	382917	598624	1014505
Inc/Dec 2015 over 2014	-1381568	-1248332	6569899	-150748	3789251	-30162	-26289	-68946	-125397

North Central District Table 1

CHURCH MEMBERSHIP																					
		RECEIVED						REMOVED						FULL MEMBERS AT CLOSE OF YEAR							
		Total Professing Members At Close Of Last Year	This Year On Profession Of Christian Faith	Restored By Affirmation	Previous Year's Reporting Errors— Total Professing Membership By Addition	From Other United Methodist Churches	From Other Denominations	Charge Conference Action	Withdrawn	Previous Year's Reporting Errors— Total Professing Membership By Subtraction	Transfer To Other United Methodist Churches	Transfer To Other Denominations	Death	Asian	AA/Black	Hispanic/Latino	Native American	Pacific Islander	White	Multi-Racial	Total Professing Members At Close Of This Year
CHURCH NAME	PASTOR'S NAME	1	2A	2B	2C	3	4	5A	5B	5C	6	7	8	9A	9B	9C	9D	9E	9F	9G	9
Creekwood	David Lessner	957	29	17	0	48	17	5	11	0	8	0	0	2	2	11	0	1	1018	10	1044
Allen First	Todd Harris	1988	8	4	0	36	22	0	41	0	18	1	12	2	8	16	1	2	1955	2	1986
Suncreek	Keith Payne Boone	1852	61	0	0	28	22	0	8	0	27	8	7	4	9	24	0	2	1872	2	1913
Anna	Rick Williamson	102	1	0	0	3	1	44	0	0	2	12	1	0	0	0	0	0	48	0	48
Argyle	Chris Schoolcraft	1172	42	1	0	31	16	0	15	0	4	2	8	4	3	19	0	1	1200	6	1233
Aubrey	Joe Gist	57	0	0	0	0	0	0	0	2	0	0	0	1	0	0	0	0	52	2	54
Blue Ridge	Daniel A. Gurley	162	9	0	0	4	4	4	7	0	4	0	3	0	0	4	0	0	157	0	161
Aldersgate	Lyle Benson	333	10	0	0	8	4	15	2	0	0	6	0	18	2	6	0	0	303	3	332
Cambodian Fellowship	Chiv Peter In	53	9	0	0	0	0	0	0	0	0	0	0	62	0	0	0	0	0	0	62
Carrollton First	W. Douglas Miller	804	20	1	0	10	14	55	29	0	4	16	5	52	12	16	0	0	649	11	740
Living Faith	Phillip Nguyen	35	0	0	0	0	0	0	0	0	0	0	0	35	0	0	0	0	0	0	35
Celina	John Baldwin	505	4	0	0	18	44	17	7	0	4	2	2	1	4	7	1	0	525	1	539
Chambersville	Gerald Johnson	74	0	0	0	0	0	0	6	0	3	0	1	0	0	0	0	0	64	0	64
Copeville: Community	Katie Shockley	28	1	6	0	1	3	0	0	0	1	2	0	0	0	0	0	0	36	0	36
Coppell First	Thomas O. Palmer	2371	59	4	0	32	35	130	15	0	16	8	8	34	11	15	0	0	2258	6	2324
Corinth: Faith	Rodney Whitfield	335	18	0	0	9	7	0	0	0	2	2	0	0	1	6	1	0	357	0	365
Cottage Hill	Samantha Parson	32	1	0	0	0	0	0	0	0	0	3	0	0	0	2	0	0	28	0	30
Denton Asbury	Emeral Noah	124	8	0	1	2	7	0	0	0	2	2	2	3	4	3	0	0	126	0	136
Blue Mound	Joe Foor	87	0	0	0	0	0	0	1	0	0	0	3	0	0	0	0	0	83	0	83
Cooper Creek	Katrina M. Klein	78	0	0	0	0	0	0	0	0	0	0	0	0	0	0	0	0	78	0	78
Denton First	Don Lee	1696	41	2	0	34	26	0	19	0	4	0	25	6	10	46	3	1	1685	0	1751
Denton Trinity	James B. Bowden	506	3	2	0	19	14	42	2	0	2	2	6	4	9	5	0	0	472	0	490
Christ Church of North Texas	Duk Kum Kim	90	5	0	0	0	21	12	0	0	0	5	0	96	0	0	0	0	3	0	99
Farmersville	Thomas W. Waitschies	377	8	0	0	7	0	0	0	0	2	0	4	0	0	3	1	0	382	0	386
Flower Mound	Holly Gotelli	1066	40	9	0	24	25	14	2	0	9	2	3	7	1	9	0	0	1115	2	1134

North Central District Table 1 (Continued)

CHURCH MEMBERSHIP																						
		RECEIVED						REMOVED						FULL MEMBERS AT CLOSE OF YEAR								
					Previous Year's Reporting Errors— Total Professing Membership By Addition	From Other United Methodist Churches	From Other Denominations	Charge Conference Action	Withdrawn	Previous Year's Reporting Errors— Total Professing Membership By Subtraction	Transfer To Other United Methodist Churches	Transfer To Other Denominations	Death	Asian	AA/Black	Hispanic/Latino	Native American	Pacific Islander	White	Multi-Racial	Total Professing Members At Close Of This Year	
CHURCH NAME	PASTOR'S NAME	1	2A	2B	2C	3	4	5A	5B	5C	6	7	8	9A	9B	9C	9D	9E	9F	9G	9	
Trietsch Memorial	Daniel Drew Humbert	3415	96	3	0	23	22	114	21	9	23	10	11	16	12	26	0	0	3317	0	3371	26
Forney	Christopher L. Allen	431	7	0	0	7	8	0	0	0	3	6	0	2	3	11	0	0	425	3	444	27
Frisco First	Mark Vowell	1059	68	0	0	45	25	153	1	0	7	1	4	7	15	7	0	0	1000	2	1031	28
Grace Avenue	Billy Echols-Richter	2295	146	8	0	54	41	0	6	0	7	15	6	26	34	44	4	10	2331	61	2510	29
Cross Way	Chris Yost	91	7	0	0	3	6	0	0	0	5	4	0	2	0	0	0	0	96	0	98	30
Cornerstone	Carol Montgomery	164	0	0	0	0	0	0	0	49	0	0	0	3	4	4	0	0	104	0	115	31
Heath	Omar Rikabi	462	0	0	0	2	0	0	1	0	9	1	3	1	0	4	0	1	444	0	450	32
Justin	Robert Marshall Price	236	1	0	0	9	9	0	0	0	0	0	0	0	0	1	0	0	253	1	255	33
Krum First	Don Kirsch	277	0	0	0	0	0	48	0	124	0	0	0	0	1	5	0	0	99	0	105	34
Lake Cities	Rene P. Lawson	543	11	5	0	3	10	85	15	0	3	0	9	4	2	42	4	0	400	8	460	35
Chinn's Chapel	Donald Paul McGarvey	97	6	0	0	2	3	0	0	0	0	0	2	0	1	0	2	0	103	0	106	36
Lewisville First	Andy Lewis	1389	23	0	2	8	8	521	0	0	8	0	10	3	5	71	2	0	806	4	891	37
Vista Ridge	Mary Beth Hardesty-Crouch	420	7	3	0	16	2	75	0	0	10	0	7	4	16	5	1	1	323	6	356	38
Button Memorial	Jay Cousino	134	0	0	0	0	0	20	3	13	4	9	0	0	4	3	0	1	76	1	85	39
Elm Ridge	Chris Yost	39	0	0	0	0	0	0	0	0	0	0	1	0	0	0	2	0	36	0	38	40
Oak Grove	Elizabeth Moen	96	2	0	0	5	2	0	0	0	2	0	4	0	0	0	1	0	98	0	99	41
Good Shepherd	Diane Presley	100	2	0	0	1	0	20	2	0	0	0	0	0	0	0	0	0	81	0	81	42
McKinney First	Thomas O. Brumett	3532	109	73	0	122	86	0	12	0	13	4	16	12	35	52	2	3	3758	15	3877	43
Stonebridge	John McLarty	1920	8	4	0	26	16	114	62	0	27	7	4	10	10	21	1	2	1716	0	1760	44
McKinney Wesley	John Kay	235	4	0	0	0	1	27	6	0	3	11	7	3	0	2	0	0	181	0	186	45
Pilot Point	Penny Mitchell	110	6	0	0	0	5	0	0	0	2	2	3	0	0	0	0	0	114	0	114	46
Plano Christ	Donald W. Underwood	5237	153	0	1	63	24	48	36	0	40	3	20	40	20	20	0	1	5246	4	5331	47
Custer Road	Kory Knott	4187	94	8	0	41	21	300	35	0	46	13	20	35	30	45	5	4	3768	50	3937	48
Plano First	Paul Gould	2012	28	2	0	29	13	94	8	0	61	9	33	51	36	95	0	3	1694	0	1879	49
St. Andrew	C. Robert Hasley, Jr.	6993	84	0	0	101	74	0	13	0	47	0	25	64	57	67	0	0	6979	0	7167	50

26 27 28 29 30 31 32 33 34 35 36 37 38 39 40 41 42 43 44 45 46 47 48 49 50

North Central District Table 1 (Continued)

CHURCH MEMBERSHIP																					
		RECEIVED						REMOVED						FULL MEMBERS AT CLOSE OF YEAR							
		Total Professing Members At Close Of Last Year	This Year On Profession Of Christian Faith	Restored By Affirmation	Previous Year's Reporting Errors— Total Professing Membership By Addition	From Other United Methodist Churches	From Other Denominations	Charge Conference Action	Withdrawn	Previous Year's Reporting Errors— Total Professing Membership By Subtraction	Transfer To Other United Methodist Churches	Transfer To Other Denominations	Death	Asian	AA/Black	Hispanic/Latino	Native American	Pacific Islander	White	Multi-Racial	Total Professing Members At Close Of This Year
CHURCH NAME	PASTOR'S NAME	1	2A	2B	2C	3	4	5A	5B	5C	6	7	8	9A	9B	9C	9D	9E	9F	9G	9
Pleasant Grove	Dana Kent	10	7	0	0	0	5	0	0	0	0	0	0	0	0	0	0	0	22	0	22
Verona	Dana Kent	13	0	0	0	0	0	0	0	0	0	0	0	0	0	0	0	0	13	0	13
Ponder	Roger Ellison	58	4	0	0	2	0	0	3	0	0	7	1	0	0	0	0	0	53	0	53
Prosper	Jason McConnell	241	14	0	0	25	6	26	0	0	5	0	3	2	0	3	0	0	246	1	252
Rockwall First	Joe C. Pool	2464	53	2	0	53	39	30	1	0	12	2	21	8	16	35	2	4	2464	16	2545
Rowlett First	M. Jan Davis	1536	72	1	0	13	10	0	16	0	8	0	16	2	58	69	0	0	1463	0	1592
Royse City First	Timothy Marks	391	7	0	0	8	5	0	0	0	1	0	3	0	3	7	0	1	389	7	407
Sachse First	Julie Macpherson	457	14	0	0	8	7	0	2	0	2	3	2	4	7	7	0	0	459	0	477
Pleasant Valley	Christopher Everson	136	14	0	0	3	5	0	0	0	0	1	2	0	0	0	0	1	154	0	155
Sanger	Larry Rathbun	54	0	0	0	1	0	2	1	0	1	0	2	0	0	0	0	0	49	0	49
Stony	Joel Scheller	18	0	0	0	1	0	1	0	0	0	7	2	0	0	0	0	0	9	0	9
The Colony First	Marsha Middleton	665	5	0	0	11	3	133	31	0	12	0	3	10	24	32	1	6	431	1	505
Fellowship	Edlen O. Cowley	581	4	0	0	13	20	0	0	0	7	0	1	4	5	12	0	1	580	8	610
Wylie	Wallace A. Williams	623	23	0	0	18	21	26	10	0	5	4	6	1	26	21	0	4	582	0	634
NORTH CENTRAL DISTRICT	Ronald Henderson	0	0	0	0	0	0	0	0	0	0	0	0	0	0	0	0	0	0	0	0
TOTAL 2015		57605	1456	155	4	1030	779	2175	450	197	485	192	338	644	500	903	34	50	54828	233	57192
TOTAL 2014		58297	1547	230	51	1139	706	2191	606	372	620	236	340	587	495	814	42	44	55403	220	57605
Inc/Dec 2015 over 2014		-692	-91	-75	-47	-109	73	-16	-156	-175	-135	-44	-2	57	5	89	-8	6	-575	13	-413

North Central District Table 2

		CHURCH MEMBERSHIP					CHURCH SCHOOL AND SMALL GROUP MINISTRIES											UMM		UMW	
		Avg Attendance At All Weekly Worship Services	Number Of Persons Baptized This Year (0-12 yrs)	Number Of Persons Baptized This Year (13 yrs-older)	Baptized Members Who Are Not Professing Members	Number Of Other Constituents	Total Enrolled In Confirmation Classes This Year	Children In All Christian Formation Groups And Small Group Ministries	Youth In All Christian Formation Groups And Small Group Ministries	Young Adults In All Christian Formation Groups And Small Group Ministries	Adults In All Christian Formation Groups and Small Group Ministries	Total Christian Formation Participants	Avg Weekly Attendance (all ages) In Sunday School	Participants In Vacation Bible School	Number Of Classes and Other Small Groups (All Ages) For Learning In Sunday School	Number Of Classes and Other Small Groups (All Ages) For Learning Other Than Sunday School	Number Of Short-Term Classes And Small Groups (All Ages)	Amount Paid for Projects	Membership In United Methodist Men	Membership In United Methodist Women	Amount Paid For Local Church And Community Work
	CHURCH NAME	10	11a	11b	12	13	14	15	16	17	18	19	20	21	22	23	24	25a	25b	26a	26b
1	Creekwood	440	21	3	69	83	58	224	149	28	472	873	268	350	16	13	15	0	0	0	0
2	Allen First	815	14	6	0	224	36	174	107	120	333	734	247	400	55	273	25	49	6668	42	9500
3	Suncreek	507	13	10	275	420	45	1039	205	20	615	1879	289	321	30	24	32	45	12366	69	3000
4	Anna	50	1	1	0	20	0	12	12	2	20	46	22	62	5	2	0	5	0	10	2700
5	Argyle	513	4	12	133	245	16	436	149	19	278	882	313	210	17	17	21	0	0	0	5
6	Aubrey	25	0	0	0	21	0	1	2	3	7	13	10	0	2	0	0	0	0	0	0
7	Blue Ridge	104	3	4	8	21	4	40	30	0	50	120	34	35	7	9	2	28	610	5	461
8	Aldersgate	190	4	4	20	40	8	44	35	0	105	184	150	73	13	6	0	0	0	0	0
9	Cambodian Fellowship	46	3	6	0	14	0	5	6	3	29	43	39	0	43	21	0	10	300	15	300
10	Carrollton First	443	3	9	64	76	15	106	84	22	186	398	281	197	26	27	9	0	0	0	0
11	Living Faith	20	0	0	0	0	0	0	0	0	15	15	15	0	0	7	0	17	0	18	0
12	Celina	197	7	5	3	165	14	92	32	17	127	268	68	113	7	4	1	0	0	13	400
13	Chambersville	21	0	0	7	12	0	0	0	0	14	14	14	0	1	0	0	0	0	0	0
14	Copeville: Community	15	0	0	0	5	0	2	0	0	14	16	5	0	2	2	1	0	0	0	0
15	Coppell First	715	21	17	239	619	97	426	178	135	1219	1958	277	276	33	32	36	0	0	86	2554
16	Corinth: Faith	220	8	0	105	150	12	107	75	7	168	357	85	152	9	9	7	0	0	0	0
17	Cottage Hill	13	0	0	0	0	0	0	0	0	6	6	0	0	0	1	0	0	0	0	0
18	Denton Asbury	97	0	2	5	45	8	20	10	0	62	92	60	35	8	3	3	15	200	30	1000
19	Blue Mound	45	1	1	14	0	0	0	1	0	24	25	12	6	2	2	0	0	0	0	0
20	Cooper Creek	20	0	0	0	1	0	3	7	0	0	10	7	0	1	1	0	0	0	0	0
21	Denton First	800	18	8	234	324	36	369	128	40	365	902	399	268	34	26	15	0	0	120	4704
22	Denton Trinity	270	14	2	111	29	0	55	25	9	175	264	140	78	10	13	11	10	183	0	0
23	Christ Church of North Texas	75	0	5	0	0	8	12	10	7	8	37	75	25	3	0	5	16	500	29	500
24	Farmersville	109	2	0	14	38	0	71	18	13	134	236	58	122	5	7	2	27	550	38	2240
25	Flower Mound	446	12	5	372	475	52	420	141	26	520	1107	206	185	21	30	28	0	0	163	3132

North Central District Table 2 (Continued)

	CHURCH MEMBERSHIP						CHURCH SCHOOL AND SMALL GROUP MINISTRIES										UMM		UMW	
	Avg Attendance At All Weekly Worship Services	Number Of Persons Baptized This Year (0–12 yrs)	Number Of Persons Baptized This Year (13 yrs–older)	Baptized Members Who Are Not Professing Members	Number Of Other Constituents	Total Enrolled In Confirmation Classes This Year	Children In All Christian Formation Groups And Small Group Ministries	Youth In All Christian Formation Groups And Small Group Ministries	Young Adults In All Christian Formation Groups And Small Group Ministries	Adults In All Christian Formation Groups And Small Group Ministries	Total Christian Formation Participants	Avg Weekly Attendance (all ages) In Sunday School	Participants In Vacation Bible School	Number Of Classes and Other Small Groups (All Ages) For Learning In Sunday School	Number Of Classes and Other Small Groups (All Ages) For Learning Other Than Sunday School	Number Of Short-Term Classes And Small Groups (All Ages)	Membership In United Methodist Men	Amount Paid for Projects	Membership In United Methodist Women	Amount Paid For Local Church And Community Work
CHURCH NAME	10	11a	11b	12	13	14	15	16	17	18	19	20	21	22	23	24	25a	25b	26a	26b
26 Trietsch Memorial	1159	23	10	16	1000	73	235	483	30	2100	2848	445	420	44	60	71	210	32641	0	0
27 Forney	235	4	3	68	160	11	130	28	11	187	356	96	156	15	12	7	25	0	80	8600
28 Frisco First	613	19	11	292	252	27	308	60	15	348	731	363	367	41	8	30	15	0	125	3936
29 Grace Avenue	978	32	29	567	565	81	928	453	175	400	1956	425	1440	44	41	57	0	0	0	0
30 Cross Way	120	4	1	0	0	3	0	11	4	58	73	20	59	4	1	9	0	0	0	0
31 Cornerstone	78	0	0	0	30	0	10	8	6	80	104	45	40	5	4	2	0	0	0	0
32 Heath	81	0	0	50	18	1	125	8	0	112	245	47	50	7	5	1	0	0	0	0
33 Justin	152	1	0	1	0	0	25	60	12	91	188	90	96	5	7	5	0	0	0	0
34 Krum First	67	2	0	2	49	0	7	5	2	53	67	15	50	4	1	1	3	0	10	0
35 Lake Cities	211	10	2	9	48	6	69	41	0	80	190	52	112	8	3	2	10	0	40	5050
36 Chinn's Chapel	56	1	2	0	102	0	10	11	12	42	75	8	0	2	3	5	0	0	0	0
37 Lewisville First	494	3	5	58	19	6	348	62	51	468	929	272	439	24	21	34	0	0	29	1143
38 Vista Ridge	265	4	0	4	74	87	50	15	12	146	223	99	300	12	9	0	0	0	0	0
39 Button Memorial	82	3	0	0	25	0	27	18	5	35	85	37	28	6	5	5	20	1054	20	906
40 Elm Ridge	22	0	0	0	21	0	5	2	0	8	15	10	0	3	0	2	0	0	0	0
41 Oak Grove	61	0	0	25	45	0	11	0	5	41	57	25	45	4	4	2	0	0	10	1500
42 Good Shepherd	55	0	0	2	75	0	8	0	0	45	53	14	21	3	4	4	0	0	17	0
43 McKinney First	1787	42	35	705	260	79	860	833	289	1318	3300	509	425	43	20	14	0	0	34	5000
44 Stonebridge	683	14	3	529	1548	24	325	337	23	309	994	277	591	22	23	18	0	0	0	0
45 McKinney Wesley	80	0	0	13	14	3	0	10	0	35	45	38	0	7	5	0	0	0	0	0
46 Pilot Point	55	2	2	3	17	4	11	0	0	20	31	28	27	4	1	1	0	0	0	0
47 Plano Christ	1831	40	27	1262	700	64	1614	805	178	1628	4225	808	774	72	44	59	200	500	348	0
48 Custer Road	1380	39	17	683	394	73	316	783	80	2490	3669	802	546	72	63	31	30	0	139	16970
49 Plano First	785	11	2	461	121	34	600	90	12	1300	2002	398	400	56	39	40	52	13940	250	3500
50 St. Andrew	1780	68	14	2014	5049	70	565	301	133	906	1905	793	448	68	71	16	95	70812	147	14046

North Central District Table 2 (Continued)

	CHURCH MEMBERSHIP							CHURCH SCHOOL AND SMALL GROUP MINISTRIES										UMM		UMW	
	CHURCH NAME	10	11a	11b	12	13	14	15	16	17	18	19	20	21	22	23	24	25a	25b	26a	26b
51	Pleasant Grove	21	2	2	0	0	4	7	10	5	6	28	5	0	0	0	0	0	0	0	0
52	Verona	14	0	0	0	0	0	0	0	0	4	4	0	0	0	0	0	0	0	0	0
53	Ponder	80	0	4	6	30	4	15	9	2	24	50	24	95	2	5	2	0	0	0	0
54	Prosper	240	4	0	102	126	15	73	42	15	141	271	120	103	10	5	0	0	0	55	2290
55	Rockwall First	877	28	14	532	814	33	620	266	60	708	1654	374	582	39	29	25	0	0	0	0
56	Rowlett First	586	11	4	284	95	8	425	208	45	620	1298	387	375	32	16	42	50	13561	180	9538
57	Royse City First	190	4	1	58	43	0	82	16	19	66	183	94	85	11	4	3	0	0	26	575
58	Sachse First	205	3	2	56	58	2	587	52	11	191	841	93	130	10	4	8	25	300	63	3040
59	Pleasant Valley	81	3	2	0	24	7	9	11	3	48	71	28	27	4	3	4	0	0	0	0
60	Sanger	35	1	1	1	7	2	0	0	0	0	0	0	0	0	0	0	0	0	10	550
61	Stony	16	0	0	0	16	0	2	1	1	21	25	6	0	1	0	1	0	0	0	0
62	The Colony First	235	2	0	54	80	3	45	36	14	173	268	85	72	11	3	8	32	1370	75	10123
63	Fellowship	350	13	3	77	408	0	69	38	7	299	413	105	415	20	6	75	14	2700	0	0
64	Wylie	325	10	0	89	164	30	85	24	4	103	216	190	240	27	19	7	24	7550	12	175
65	NORTH CENTRAL DISTRICT	0	0	0	0	0	0	0	0	0	0	0	0	0	0	0	0	0	0	0	0
	TOTAL 2015	22561	552	296	9696	15478	1163	12264	6541	1712	19650	40167	10301	11866	1092	1077	804	1027	165805	2308	117433
	TOTAL 2014	23115	618	237	9272	14777	1208	12075	6855	1728	20040	40698	11212	13051	1086	1058	779	1117	146143	2297	106075
	Inc/Dec 2015 over 2014	-554	-66	59	424	701	-45	189	-314	-16	-390	-531	-911	-1185	6	19	25	-90	19662	11	11358

North Central District Table 3

	MISSION AND COMMUNITY MINISTRIES					PROPERTY AND OTHER ASSETS				CONNECTIONAL PROGRAMS							
	CHURCH NAME	Number UMVIM Teams Sent From Local Church	Number Of Persons Sent On UMVIM Teams From Local Church	Number of persons engaged in mission	Number Of Persons Served By Community Ministries For Daycare And/Or Education	Number Of Persons Served By Community Ministries For Outreach, Justice, And Mercy	Market Value Of Church-Owned Land, Buildings And Equipment	Market Value Of Other Church-Owned Assets	Debt Secured By Church Physical Assets	Other Debt	Total APPORTIONED To Local Church For All Causes Paid To AC Treasurer	Total PAID By Local Church For All Apportioned Causes To AC Treasurer	General Advance Specials	World Service Special Gifts	Annual Conference Advance Specials	Youth Service Fund	Other Funds For Connectional Mission And Ministry
	CHURCH NAME	27a	27b	28	29	30	31	32	33	34	35a	35b	37	38	39	40	41
1	Creekwood	2	75	575	200	15000	5699840	445000	2184090	0	83224	83224	0	0	0	0	0
2	Allen First	6	20	2473	132	1763	7250000	1445000	1986706	0	170746	170746	0	0	0	0	0
3	Suncreek	7	109	1160	250	4200	5341861	247961	3519583	0	122003	122003	925	0	0	0	0
4	Anna	0	0	25	0	300	433700	63483	0	0	10463	10463	0	0	0	0	0
5	Argyle	0	0	300	135	2000	6228045	540207	4601179	0	122778	82245	500	0	0	0	0
6	Aubrey	0	0	0	0	0	441000	63009	0	0	2144	1157	0	0	0	0	0
7	Blue Ridge	0	0	80	40	500	2919230	117222	0	0	15772	15772	0	0	0	0	0
8	Aldersgate	0	0	0	0	85	3338630	692886	1052709	0	31234	31234	0	0	0	0	0
9	Cambodian Fellowship	0	0	4	7	9	465111	36800	61240	0	0	0	0	0	0	0	0
10	Carrollton First	0	0	82	389	2476	14173514	984432	6388414	0	100057	33500	618	0	0	0	794
11	Living Faith	0	0	0	0	6	0	2337	0	5100	0	0	0	0	0	0	0
12	Celina	0	0	170	720	800	6900000	1114500	47500000	0	41046	41046	0	0	0	0	0
13	Chambersville	0	0	0	0	15	650000	78179	0	0	5562	5562	0	0	0	0	0
14	Copeville: Community	0	0	0	0	0	400000	149920	0	0	5768	4310	0	0	0	0	0
15	Coppell First	0	0	492	182	4754	12718061	852824	3698441	100670	216333	216333	0	0	0	0	0
16	Corinth: Faith	1	12	730	83	2296	3125000	14059	2927322	0	40594	12953	0	0	0	0	0
17	Cottage Hill	0	0	0	0	2	200000	32143	0	0	2228	2228	0	0	0	0	0
18	Denton Asbury	0	0	0	105	3500	2309878	53071	689625	4526	30140	6000	0	0	0	0	0
19	Blue Mound	0	0	0	0	815	1178535	356220	0	0	7334	7334	0	0	0	0	0
20	Cooper Creek	0	0	20	0	0	310000	14792	0	0	3044	3044	0	0	6	0	0
21	Denton First	0	0	700	260	4700	12396000	834641	1320415	1389515	155866	155866	5979	0	35	0	0
22	Denton Trinity	1	16	100	200	500	2141000	171476	690865	0	44206	44206	140	0	0	0	500
23	Christ Church of North Texas	1	3	5	1	12	3000000	500000	946683	0	16117	0	0	0	0	0	0
24	Farmersville	0	0	15	12	225	2071000	144839	0	0	25124	25124	800	0	0	0	0
25	Flower Mound	1	15	1117	754	10156	5229370	1291615	901351	0	83392	83392	4988	0	0	0	0

North Central District Table 3 (Continued)

	MISSION AND COMMUNITY MINISTRIES					PROPERTY AND OTHER ASSETS				CONNECTIONAL PROGRAMS						
	Number Of Persons Sent On UMWIM Teams From Local Church	Number Of Persons Sent On UMWIM Teams From Local Church	Number of persons engaged in mission	Number Of Persons Served By Community Ministries For Daycare And/Or Education	Number Of Persons Served By Community Ministries For Outreach, Justice, And Mercy	Market Value Of Church-Owned Land, Buildings And Equipment	Market Value Of Other Church-Owned Assets	Debt Secured By Church Physical Assets	Other Debt	Total APPORTIONED To Local Church For All Causes Paid To AC Treasurer	Total PAID By Local Church For All Apportioned Causes To AC Treasurer	General Advance Specials	World Service Special Gifts	Annual Conference Advance Specials	Youth Service Fund	Other Funds For Connectional Mission And Ministry
CHURCH NAME	27a	27b	28	29	30	31	32	33	34	35a	35b	37	38	39	40	41
26 Trietsch Memorial	0	0	1005	1530	2800	19576487	292685	7718141	0	327296	261837	9600	0	0	0	0
27 Forney	0	0	55	235	1251	3430200	83600	583760	3370	33391	33391	315	0	0	0	0
28 Frisco First	0	0	721	1809	6478	13323837	592792	6178827	0	125358	125358	547	0	500	0	0
29 Grace Avenue	1	6	975	1785	1330	11919082	213888	8713783	125000	191582	191582	5307	0	0	0	0
30 Cross Way	0	0	164	35	2000	0	12309	0	0	0	0	0	0	0	0	0
31 Cornerstone	1	2	60	150	100	2082049	52260	692783	0	22256	22256	0	0	0	0	501
32 Heath	0	0	10	55	750	2700000	175215	57160	0	37261	37261	0	0	4	0	0
33 Justin	0	0	32	30	450	701186	77644	0	0	30685	30685	0	0	0	0	0
34 Krum First	0	0	9	120	487	1418245	137246	749797	0	21885	21885	0	0	0	0	0
35 Lake Cities	0	0	47	80	672	2305653	113672	366108	0	39043	15062	0	0	0	0	0
36 Chinn's Chapel	0	0	48	57	91	557369	68270	0	0	8260	8260	0	0	0	0	0
37 Lewisville First	0	0	245	467	5846	7122840	154631	169621	0	95366	95364	2600	0	0	0	0
38 Vista Ridge	1	0	23	78	2140	3852922	300000	653552	0	63372	63372	1117	0	0	0	1200
39 Button Memorial	0	0	65	83	1954	1456679	8575	286312	0	14712	14712	0	0	0	0	113
40 Elm Ridge	0	0	10	0	224	500000	144948	0	0	2462	2462	0	0	0	0	0
41 Oak Grove	0	0	45	10	600	650000	440501	0	0	10082	10082	0	0	0	0	375
42 Good Shepherd	0	0	63	755	1814	1225596	149947	0	0	12825	12825	2368	0	0	0	0
43 McKinney First	1	14	210	1020	1200	13685478	1094236	4256700	0	227255	227255	55038	0	0	0	20812
44 Stonebridge	0	0	2399	2850	8212	7043971	369574	4365118	0	150718	30144	5123	0	0	0	1441
45 McKinney Wesley	0	0	0	97	0	3991129	340502	1110532	0	24664	24664	0	0	20	0	0
46 Pilot Point	0	0	5	0	20	837000	17043	13830	0	10191	10191	0	0	0	0	0
47 Plano Christ	6	94	7200	3500	7750	25769814	3286591	10460436	0	340892	340892	3185	0	0	0	1100
48 Custer Road	0	0	3900	292	9500	23200000	2323197	297041	0	348864	348864	7624	0	0	0	0
49 Plano First	0	0	304	1260	3300	13628838	471521	4812961	0	186390	186390	1752	0	100	0	1500
50 St. Andrew	0	0	3020	1111	31059	26000000	4083194	8215000	400000	368480	368480	8961	0	0	0	0

North Central District Table 3 (Continued)

	MISSION AND COMMUNITY MINISTRIES					PROPERTY AND OTHER ASSETS				CONNECTIONAL PROGRAMS						
	Number Of Persons Sent On UMWIM Teams From Local Church	Number Of Persons Sent On UMWIM Teams From Local Church	Number of persons engaged in mission	Number Of Persons Served By Community Ministries For Outreach, Justice, And Mercy	Number Of Persons Served By Community Ministries For Outreach, Justice, And Mercy	Market Value Of Church-Owned Land, Buildings And Equipment	Market Value Of Other Church-Owned Assets	Debt Secured By Church Physical Assets	Other Debt	Total APPORTIONED To Local Church For All Causes Paid To AC Treasurer	Total PAID By Local Church For All Apportioned Causes To AC Treasurer	General Advance Specials	World Service Special Gifts	Annual Conference Advance Specials	Youth Service Fund	Other Funds For Connectional Mission And Ministry
CHURCH NAME	27a	27b	28	29	30	31	32	33	34	35a	35b	37	38	39	40	41
51 Pleasant Grove	0	0	0	0	0	49500	3000	0	0	1353	1353	0	0	0	0	0
52 Verona	0	0	0	0	0	49500	6800	0	0	1063	1063	0	0	0	0	0
53 Ponder	0	0	0	0	45	655000	39517	301748	0	7533	7533	0	0	0	0	854
54 Prosper	0	0	255	218	78	1750000	12210541	373108	0	35908	35908	548	0	0	0	611
55 Rockwall First	5	266	615	465	4085	19369599	1402224	5394122	0	176377	176377	1000	0	2900	0	0
56 Rowlett First	0	0	50	391	650	4050000	1483205	694001	0	108950	108950	640	0	0	0	0
57 Royse City First	0	0	50	22	917	3298913	110912	29439	0	35481	35481	369	0	0	0	0
58 Sachse First	0	1	414	31	94	3000137	160525	596045	25000	39236	39236	1833	0	109	0	0
59 Pleasant Valley	0	0	75	0	0	550000	250077	0	0	6425	6425	0	0	0	0	0
60 Sanger	0	0	0	0	300	828862	114453	0	0	6238	5000	0	0	0	0	0
61 Stony	0	0	0	0	7	169638	21509	0	0	1688	1688	0	0	0	0	0
62 The Colony First	0	0	90	130	1000	2038573	59200	266318	0	46362	46362	756	0	0	0	500
63 Fellowship	0	0	175	225	325	3250000	280873	789424	0	56803	56803	2831	0	0	0	0
64 Wylie	0	0	400	325	2175	3600000	306000	1690165	0	61979	61979	2572	0	50	0	0
65 NORTH CENTRAL DISTRICT	0	0	0	0	0	0	0	0	0	0	460	0	0	300	0	0
TOTAL 2015	34	633	30787	22686	153818	328557872	41699493	148304455	2053181	4613861	4225634	128036	0	4024	0	30301
TOTAL 2014	32	664	27035	22865	132293	337573208	43740616	105764168	1241226	4502166	4310870	92148	0	5235	0	83191
Inc/Dec 2015 over 2014	2	-31	3752	-179	21525	-9015336	-2041123	42540287	811955	111695	-85236	35888	0	-1211	0	-52890

North Central District Table 4

		CONNECTIONAL PROGRAMS									MINISTERIAL SUPPORT							
		Annual Conference Special Sundry Offerings	Benevolences Directly To UM Causes (Not To AC Treasurer)	Benevolences Paid Directly To Non-UM Benevolent And Charitable Causes	Human Relations Day	One Great Hour Of Sharing	Peace With Justice	Native American Ministries	World Communion	UM Student Day	Direct-Billed Clergy Non-Health Benefits (Pension)	Direct-Billed Clergy Health Benefits	Base Compensation To Pastor	Base Compensation To Associate(s)	Housing And Utilities And/Or Related Allowances—Pastor And Associate(s)	Accountable Reimbursements—Pastor And Associate(s)	Other Cash Allowances (Non- Accountable) —Pastor And Associate(s)	Salary And Benefits For Deacons
	CHURCH NAME	42	43	44	45a	45b	45c	45d	45e	45f	46	47	48	49	50	51	52	53
1	Creekwood	0	3684	56845	0	0	0	0	0	0	7685	8811	52300	0	23500	0	0	0
2	Allen First	0	148172	71674	0	0	0	0	0	0	16695	17622	81939	48581	114202	5396	25245	85801
3	Suncreek	0	0	106377	0	0	0	0	0	0	9052	8811	82097	48357	60740	7607	0	0
4	Anna	0	0	243	0	0	0	0	0	0	0	0	5000	0	8000	0	0	0
5	Argyle	2000	5290	149262	200	1200	200	150	400	300	8957	8811	79726	0	40000	3710	0	37247
6	Aubrey	0	0	426	0	0	0	0	0	0	3555	0	4100	0	23923	0	0	0
7	Blue Ridge	0	0	5750	0	0	0	0	0	0	7155	8811	40500	4559	9798	8333	0	0
8	Aldersgate	0	0	1650	0	0	0	0	0	0	7067	8811	45186	0	13000	602	0	0
9	Cambodian Fellowship	0	1400	0	0	0	0	0	0	0	0	0	0	0	7200	0	0	0
10	Carrollton First	520	0	247019	0	185	0	185	602	0	16572	18423	100466	70700	35500	10793	0	0
11	Living Faith	0	300	0	0	0	0	0	0	0	0	0	12000	0	0	31	0	0
12	Celina	0	5000	0	0	0	0	0	0	0	7535	8811	33500	7500	36313	6858	8588	0
13	Chambersville	0	0	1400	0	0	0	0	0	0	0	0	9500	0	3000	0	0	0
14	Copeville: Community	0	0	4100	0	0	0	0	0	0	0	0	5833	0	15000	0	0	0
15	Coppell First	0	9906	128703	0	0	0	0	0	0	20423	21627	86470	51646	93142	8137	0	0
16	Corinth: Faith	0	10082	10539	0	0	0	0	0	0	8014	8811	64270	0	22500	950	0	0
17	Cottage Hill	0	0	952	0	0	0	0	0	0	0	0	8340	0	3420	0	0	0
18	Denton Asbury	0	0	0	0	0	0	0	0	0	7886	8811	58500	0	24000	0	0	0
1	Blue Mound	516	0	318	0	0	0	0	0	0	0	0	13116	0	0	3600	9513	0
20	Cooper Creek	0	199	467	0	0	0	0	0	0	0	0	600	0	14400	0	0	0
21	Denton First	0	454266	100905	0	20	0	0	0	0	30473	35244	76165	111318	106700	10244	0	0
22	Denton Trinity	0	5557	28488	0	489	0	0	0	0	8151	8811	51000	0	27332	13000	0	0
23	Christ Church of North Texas	0	0	1000	0	0	0	0	0	0	0	0	30000	0	0	0	0	0
24	Farmersville	0	500	8990	0	0	0	0	0	0	7678	8811	59000	0	23463	749	0	0
25	Flower Mound	0	27050	46724	0	966	0	0	0	0	18612	17622	49402	55559	63837	5947	0	0

North Central District Table 4 (Continued)

	CONNECTIONAL PROGRAMS										MINISTERIAL SUPPORT						
	Annual Conference Special Sunday Offerings	Benevolences Directly To UM Causes (Not To AC Treasurer)	Benevolences Paid Directly To Non-UM Benevolent And Charitable Causes	Human Relations Day	One Great Hour Of Sharing	Peace With Justice	Native American Ministries	World Communion	UM Student Day	Direct-Billed Clergy Non-Health Benefits (Pension)	Direct-Billed Clergy Health Benefits	Base Compensation To Pastor	Base Compensation To Associate(s)	Housing And Utilities And/Or Related Allowances—Pastor And Associate(s)	Accountable Reimbursements—Pastor And Associate(s)	Other Cash Allowances (Non-Accountable)—Pastor And Associate(s)	Salary And Benefits For Deacons
CHURCH NAME	42	43	44	45a	45b	45c	45d	45e	45f	46	47	48	49	50	51	52	53
26 Trietsch Memorial	0	21679	323836	0	0	0	0	0	0	25441	26433	120376	99439	105415	8890	0	243672
27 Forney	0	0	1024	0	477	0	0	0	0	8835	8811	50272	0	26400	6527	0	0 27
28 Frisco First	1715	1859	61978	0	0	0	0	0	0	23171	25632	92089	90088	78976	6005	1659	0 28
29 Grace Avenue	0	16400	11744	0	0	0	0	0	0	23459	26433	84499	146780	47500	0	3828	88915 29
30 Cross Way	0	0	0	0	0	0	0	0	0	7027	8811	50678	0	29238	0	0	0 30
31 Cornerstone	0	450	0	0	0	0	0	0	0	7376	9612	56183	0	16000	1596	0	0 31
32 Heath	0	0	17188	0	0	0	0	0	0	7687	8811	62400	0	6211	3553	0	0 32
33 Justin	0	0	0	0	0	0	0	0	0	7760	8811	55469	0	24000	4000	0	0 33
34 Krum First	0	845	403	0	0	0	0	0	0	0	0	4200	0	10200	503	0	0 34
35 Lake Cities	0	0	5649	0	0	0	0	0	0	7261	8811	33580	16167	53971	2000	0	0 35
36 Chinn's Chapel	0	375	827	0	0	0	0	0	0	7106	8811	29000	0	28000	5000	0	0 36
37 Lewisville First	0	0	441307	0	0	0	0	0	0	12656	13217	81312	23986	39600	2000	6042	0 37
38 Vista Ridge	1265	0	13142	0	609	0	0	0	0	7688	8811	42482	0	37000	4879	14076	0 38
39 Button Memorial	0	0	12328	0	0	0	0	0	0	5412	8811	54082	0	26758	214	0	0 39
40 Elm Ridge	0	0	784	0	0	0	0	0	0	0	0	6600	0	0	0	0	0 40
41 Oak Grove	0	584	4068	0	0	0	0	0	0	5757	7491	29208	0	24000	1999	0	0 41
42 Good Shepherd	0	4401	5358	0	520	0	0	157	0	7242	8811	38022	0	24000	3500	0	0 42
43 McKinney First	0	224983	204009	0	4345	0	0	0	0	31264	35244	80195	151038	109606	34692	38080	137201 43
44 Stonebridge	0	0	84521	0	0	0	0	0	0	28504	26433	89600	71682	99517	9718	0	0 44
45 McKinney Wesley	0	0	0	0	0	0	0	0	0	7222	8811	38356	0	3152	2400	14281	0 45
46 Pilot Point	0	8591	650	0	0	0	0	0	0	6917	8811	39858	0	3613	2698	162	0 46
47 Plano Christ	0	11520	934793	0	0	0	0	20	0	29877	32040	131600	111079	122600	0	7931	0 47
48 Custer Road	0	66109	142109	0	500	0	0	0	0	32456	35244	84169	130103	148308	14135	20251	131476 48
49 Plano First	250	4264	45171	0	0	0	0	0	0	29908	26433	105724	102374	117000	8405	0	0 49
50 St. Andrew	0	12114	675506	0	0	0	0	0	0	54460	57272	203200	269734	194000	5000	42426	0 50

North Central District Table 4 (Continued)

		CONNECTIONAL PROGRAMS									MINISTERIAL SUPPORT							
		Annual Conference Special Sunday Offerings	Benevolences Directly To UM Causes (Not To AC Treasurer)	Benevolences Paid Directly To Non-UM Benevolent And Charitable Causes	Human Relations Day	One Great Hour Of Sharing	Peace With Justice	Native American Ministries	World Communion	UM Student Day	Direct-Billed Clergy Non-Health Benefits (Pension)	Direct-Billed Clergy Health Benefits	Base Compensation To Pastor	Base Compensation To Associate(s)	Housing And Utilities And/Or Related Allowances—Pastor And Associate(s)	Accountable Reimbursements—Pastor And Associate(s)	Other Cash Allowances (Non- Accountable) —Pastor And Associate(s)	Salary And Benefits For Deacons
CHURCH NAME		42	43	44	45a	45b	45c	45d	45e	45f	46	47	48	49	50	51	52	53
51	Pleasant Grove	0	0	0	0	0	0	0	0	0	0	0	2860	0	0	0	0	0
52	Verona	0	0	0	0	0	0	0	0	0	0	0	2600	0	0	0	0	0
53	Ponder	0	0	5936	0	0	0	0	0	0	0	0	12500	0	16000	0	12000	0
54	Prosper	0	186839	14877	0	0	0	0	0	0	7867	8811	62100	0	6630	4000	0	0
55	Rockwall First	0	59540	58900	0	0	0	0	0	0	16283	17622	96758	35597	27173	19540	7532	228910
56	Rowlett First	0	8983	178330	0	0	0	0	0	0	8660	8811	67706	28224	68000	4500	3319	0
57	Royse City First	0	8473	3500	0	0	0	0	0	0	7421	8811	43000	0	34157	6452	0	0
58	Sachse First	214	0	27005	0	936	0	0	0	0	7446	8811	39835	833	32167	3000	0	0
59	Pleasant Valley	0	146672	2000	0	0	0	0	0	0	8262	8811	22078	0	12000	0	0	0
60	Sanger	0	350	500	0	0	0	0	0	0	0	0	5628	0	9372	300	0	0
61	Stony	0	0	0	0	0	0	0	0	0	0	0	0	0	12000	0	100	0
62	The Colony First	0	0	22110	0	0	0	0	0	0	7622	8811	45686	15000	28000	3198	8911	0
63	Fellowship	8733	23712	8069	227	160	0	129	233	206	13339	8811	59899	35351	33050	3218	12320	0
64	Wylie	0	721	29382	0	0	0	0	0	0	11077	13217	59930	26002	20500	7349	0	0
65	NORTH CENTRAL DISTRICT	0	0	0	0	0	0	0	0	0	0	0	0	0	0	0	0	0
TOTAL 2015		15213	1480870	4308836	427	10407	200	464	1412	506	657973	709569	3232744	1751697	2443084	265228	236264	953222
TOTAL 2014		29223	1371057	4264748	355	17501	1161	204	1670	377	630342	694701	3205982	1596396	2405840	261692	217269	909935
Inc/Dec 2015 over 2014		-14010	109813	44088	72	-7094	-961	260	-258	129	27631	14868	26762	155301	37244	3536	18995	43287

North Central District Table 5

	LOCAL CHURCH EXPENDITURES						RECEIVED FOR ANNUAL BUDGET/SPENDING PLAN									
	Salary And Benefits For All Other Church Staff	Program Expenses	Other Operating Expenses	Principal And Interest On Indebtedness, Loans, Mortgages, Etc.	Capital Expenditures For Building, Improvements, And Major Equipment Purchases	TOTAL AMOUNT PAID BY LOCAL CHURCH ON ALL EXPENDITURES	Number Of Households Giving To Local Church	Amount Received Through Pledges	Amount Received From Non-Pledging, But Identified Givers	Amount Received From Unidentified Givers	Amount Received From Interest and Dividends	Amount Received From Sale of Church Assets	Amount Received Through Building Use Fees, Contributions, And Rentals	Amount Received Through Fundraisers And Other Sources	TOTAL INCOME FOR ANNUAL BUDGET/SPENDING PLAN	
	CHURCH NAME	55	56	57	58	59	60	61	62a	62b	62c	62d	62e	62f	62g	62
1	Creekwood	398461	62013	130927	219616	0	1047066	470	0	1050163	29061	0	0	0	0	1079224
2	Allen First	596697	102346	285994	202316	41838	2015264	639	1271177	553803	25835	0	0	84543	0	1935358
3	Suncreek	366510	82155	206161	291000	246545	1638340	658	920364	256611	25059	0	0	101207	3770	1307011
4	Anna	8201	19442	21125	0	4769	77243	52	0	66135	7183	0	0	0	0	73318
5	Argyle	745152	94949	249746	263648	133494	1907187	615	569707	834960	16665	1970	0	500	19606	1443408
6	Aubrey	4560	1399	10789	0	0	49909	50	43752	7775	2696	0	0	0	283	54506
7	Blue Ridge	30947	12241	33493	0	3437	180796	41	0	230665	8236	149	1300	130	0	240480
8	Aldersgate	127905	6945	79096	80880	0	402376	150	260680	133761	10970	0	0	0	0	405411
9	Cambodian Fellowship	0	1600	20017	15600	5017	50834	36	26980	1520	301	0	0	4500	3000	36301
10	Carrollton First	472093	150748	204737	634745	52410	2050610	294	1290268	259004	8982	0	0	12303	0	1570557
11	Living Faith	0	1018	2000	65	0	15414	12	0	15802	0	0	0	0	0	15802
12	Celina	222925	31350	47220	0	1302215	1758861	160	198256	297382	3000	595	0	500	1800	501533
13	Chambersville	10150	2013	7759	0	0	39384	31	0	32928	4327	0	0	2065	7301	46621
14	Copeville: Community	563	2884	7615	0	3984	44289	24	0	47243	3018	0	0	0	0	50261
15	Coppell First	923333	140581	418360	141898	319264	2579823	716	1679074	483700	41661	803	0	20990	1810	2228038
16	Corinth: Faith	191366	33723	95884	102656	746	562494	254	0	513898	3828	18	0	1550	20027	539321
17	Cottage Hill	2200	1399	3008	0	0	21547	15	0	24866	1076	0	0	0	0	25942
18	Denton Asbury	93250	6363	54345	67864	10625	337644	106	308544	2449	4486	11	0	0	0	315490
19	Blue Mound	7769	4385	15259	0	7740	69550	36	0	72941	4649	123	0	935	0	78648
20	Cooper Creek	0	1015	9757	0	0	29488	14	0	26932	1487	0	0	0	0	28419
21	Denton First	669571	87380	268540	149634	95526	2357866	768	1510495	360471	36104	2017	0	12150	0	1921237
22	Denton Trinity	146350	35162	86669	86800	36225	578880	261	315259	161934	10864	0	0	23140	0	511197
23	Christ Church of North Texas	10000	5000	30000	11300	0	87300	5	0	86000	1639	0	0	0	0	87639
24	Farmersville	71150	3654	37508	0	39180	286607	98	0	306729	15208	22	0	0	0	321959
25	Flower Mound	393979	30636	111215	51253	45389	1006571	377	664838	292747	24070	1150	0	1325	25121	1009251

North Central District Table 5 (Continued)

		LOCAL CHURCH EXPENDITURES						RECEIVED FOR ANNUAL BUDGET/SPENDING PLAN								
		Salary And Benefits For All Other Church Staff	Program Expenses	Other Operating Expenses	Principal And Interest On Indebtedness, Loans, Mortgages, Etc.	Capital Expenditures For Building, Improvements, And Major Equipment Purchases	TOTAL AMOUNT PAID BY LOCAL CHURCH ON ALL EXPENDITURES	Number Of Households Giving To Local Church	Amount Received Through Pledges	Amount Received From Non-Pledging, But Identified Givers	Amount Received From Unidentified Givers	Amount Received From Interest and Dividends	Amount Received From Sale of Church Assets	Amount Received Through Building Use Fees, Contributions, And Rentals	Amount Received Through Fundraisers And Other Sources	TOTAL INCOME FOR ANNUAL BUDGET/SPENDING PLAN
CHURCH NAME		55	56	57	58	59	60	61	62a	62b	62c	62d	62e	62f	62g	62
26	Trietsch Memorial	1042783	93552	488844	455356	66846	3393999	1103	2152367	1025028	53875	0	0	67419	318614	3617303
27	Forney	95425	10281	68038	103400	297717	710913	121	0	299434	6110	0	135017	34340	0	474901
28	Frisco First	498062	117464	262973	1086116	52011	2526203	595	1443773	252304	18052	0	0	192272	1650	1908051
29	Grace Avenue	887132	64781	77373	799597	157577	2632907	1764	1459739	309174	61273	0	0	5410	48971	1884567
30	Cross Way	58925	5346	45888	0	0	205913	148	113144	34167	1442	17	0	0	0	148770
31	Cornerstone	18020	2000	49657	27896	0	211547	111	148148	5000	5000	0	0	4620	16000	178768
32	Heath	112104	16176	96073	14031	4675	386174	101	240977	111245	3860	0	0	0	0	356082
33	Justin	131850	27174	57970	0	13670	361389	90	358663	0	0	0	0	0	0	358663
34	Krum First	49297	8372	40867	175188	20000	331760	70	0	200226	6514	2016	0	9809	15236	233801
35	Lake Cities	71523	16111	48794	183615	0	462544	217	206524	114513	9695	0	0	7200	5892	343824
36	Chinn's Chapel	4400	10202	14391	0	8100	124472	54	0	100548	9888	46	0	5000	187	115669
37	Lewisville First	292020	40585	114389	181898	9439	1356415	336	699664	259547	31334	60	0	17350	18867	1026822
38	Vista Ridge	264582	67470	96299	51115	0	675107	220	484354	99344	6238	39	0	8432	83811	682218
39	Button Memorial	27730	4238	29377	33580	11501	228856	48	0	147389	6034	1	0	13351	7259	174034
40	Elm Ridge	200	1543	5943	0	2890	20422	20	0	16649	3960	0	0	0	0	20609
41	Oak Grove	18217	4017	24214	0	12642	142654	83	98954	16358	4396	171	0	0	0	119879
42	Good Shepherd	54260	6519	26174	0	59372	253529	57	100318	78321	5534	23	0	528	1841	186565
43	McKinney First	783426	123710	366362	255300	55369	2937929	1439	1590273	766939	129253	879	0	95384	132276	2715004
44	Stonebridge	744142	13104	102588	292560	92728	1691805	556	1029095	622228	26104	36	0	37849	120663	1835975
45	McKinney Wesley	73862	3096	78037	95248	6691	355840	43	0	199147	0	0	48300	37274	220	284941
46	Pilot Point	11942	8661	23332	3600	5259	134285	53	71958	28095	7177	0	0	9744	0	116974
47	Plano Christ	1096799	201071	641547	1098658	162414	4927126	1874	3701229	644205	58095	0	0	8704	20354	4432587
48	Custer Road	1613294	210622	657834	265303	151663	4060064	1655	3177740	805284	20339	15806	0	0	101	4019270
49	Plano First	528025	59284	248958	324174	48818	1838530	753	1123207	631772	23243	350	0	9600	29425	1817597
50	St. Andrew	739830	282515	424144	901086	0	4238728	2105	4073771	1745712	86346	0	0	23032	0	5928861

North Central District Table 5 (Continued)

		LOCAL CHURCH EXPENDITURES					RECEIVED FOR ANNUAL BUDGET/SPENDING PLAN									
		Salary And Benefits For All Other Church Staff	Program Expenses	Other Operating Expenses	Principal And Interest On Indebtedness, Loans, Mortgages, Etc.	Capital Expenditures For Building, Improvements, And Major Equipment Purchases	TOTAL AMOUNT PAID BY LOCAL CHURCH ON ALL EXPENDITURES	Number Of Households Giving To Local Church	Amount Received Through Pledges	Amount Received From Non-Pledging, But Identified Givers	Amount Received From Unidentified Givers	Amount Received From Interest and Dividends	Amount Received From Sale of Church Assets	Amount Received Through Building Use Fees, Contributions, And Rentals	Amount Received Through Fundraisers And Other Sources	TOTAL INCOME FOR ANNUAL BUDGET/SPENDING PLAN
	CHURCH NAME	55	56	57	58	59	60	61	62a	62b	62c	62d	62e	62f	62g	62
51	Pleasant Grove	0	0	3284	0	0	7497	4	0	6462	0	0	0	100	600	7162
52	Verona	0	400	0	0	0	4063	4	0	6800	0	0	0	0	0	6800
53	Ponder	10800	8421	23199	26287	28000	151530	38	0	131723	0	0	0	0	0	131723
54	Prosper	126346	14796	83726	46220	2398	601677	244	269897	196160	15036	24	0	4179	14648	499944
55	Rockwall First	549866	111300	353190	336666	367309	2466463	848	965548	1031174	54770	14758	0	64576	0	2130826
56	Rowlett First	376187	75166	103799	69709	679780	1790764	519	584411	268033	16773	2518	0	0	56741	928476
57	Royse City First	79998	18690	79129	12342	37248	375071	155	0	317280	9695	19	0	3700	5209	335903
58	Sachse First	127029	26779	99313	55487	19638	489671	212	321622	70778	8443	76	3100	5091	972	410082
59	Pleasant Valley	23239	12665	6994	0	5543	254689	91	86498	38252	8684	313	0	0	0	133747
60	Sanger	5200	139	11770	0	11500	49759	24	46000	15500	0	0	0	2100	0	63600
61	Stony	0	350	5019	0	1250	20407	7	0	18596	1200	1	0	0	0	19797
62	The Colony First	135400	26914	83940	33500	0	466710	276	320498	78505	7103	932	0	7362	25445	439845
63	Fellowship	193864	67197	88165	76860	0	693177	340	582320	148007	1224	87	0	12870	0	744508
64	Wylie	257773	38556	107432	180598	23848	840986	246	491153	144352	1609	74	0	2423	54821	694432
65	NORTH CENTRAL DISTRICT	0	0	0	0	0	760	0	0	0	0	0	0	0	0	0
	TOTAL 2015	16596684	2719668	7576250	9504665	4764300	61617678	22506	35001239	17104670	998704	45104	187717	955557	1062521	55355512
	TOTAL 2014	16123428	2844785	7429824	9276237	6050417	61824588	22536	33809271	16927614	941380	37095	34751	802848	1409559	53962518
	Inc/Dec 2015 over 2014	473256	-125117	146426	228428	-1286117	-206910	-30	1191968	177056	57324	8009	152966	152709	-347038	1392994

North Central District Table 6

	RCVD FOR CAPITAL CAMPAIGNS/SPECIAL PROJECTS					RECEIVED FROM OTHER SOURCES			
	Capital Campaigns	Memorials, Endowments, Bequests	Other Sources & Projects	Received For Specials And Other Directed Benevolences	TOTAL INCOME FOR DESIGNATED CAUSES	Equitable Compensation Funds	Advanced Special, Apportioned And Connectional Funds	Other Grants And Financial Support From Institutional Sources	Total Income From Connectional And Other Sources Outside Church
CHURCH NAME	63a	63b	63c	63d	63	64a	64b	64c	64
1 Creekwood	0	990	0	86444	87434	0	0	0	0
2 Allen First	0	875	82979	0	83854	0	24000	0	24000
3 Suncreek	146985	2240	0	116158	265383	0	0	0	0
4 Anna	0	424	0	0	424	0	0	0	0
5 Argyle	237732	0	0	2500	240232	0	0	0	0
6 Aubrey	0	1691	4990	0	6681	0	0	300	300
7 Blue Ridge	128620	1153	1131	0	130904	0	0	0	0
8 Aldersgate	308471	0	0	0	308471	0	0	0	0
9 Cambodian Fellowship	0	0	0	1642	1642	0	0	0	0
10 Carrollton First	19371	1860	247377	249923	518531	0	0	0	0
11 Living Faith	0	0	0	0	0	0	0	0	0
12 Celina	1370000	450	0	0	1370450	0	0	0	0
13 Chambersville	0	0	0	570	570	0	0	0	0
14 Copeville: Community	0	0	0	707	707	0	0	1500	1500
15 Coppell First	90787	9195	0	0	99982	0	0	0	0
16 Corinth: Faith	0	0	2995	0	2995	0	6631	0	6631
17 Cottage Hill	0	0	0	0	0	0	0	0	0
18 Denton Asbury	0	1125	0	0	1125	0	0	0	0
19 Blue Mound	0	0	0	0	0	0	0	0	0
20 Cooper Creek	0	0	0	666	666	0	0	0	0
21 Denton First	280865	5738	0	0	286603	0	0	0	0
22 Denton Trinity	51650	2963	0	0	54613	0	0	0	0
23 Christ Church of North Texas	0	0	0	0	0	0	0	0	0
24 Farmersville	87682	1496	0	0	89178	0	0	0	0
25 Flower Mound	682042	1324	0	59963	743329	0	0	0	0

North Central District Table 6 (Continued)

	RCVD FOR CAPITAL CAMPAIGNS/SPECIAL PROJECTS					RECEIVED FROM OTHER SOURCES			
	Capital Campaigns	Memorials, Endowments, Bequests	Other Sources & Projects	Received For Specials And Other Directed Benevolences	TOTAL INCOME FOR DESIGNATED CAUSES	Equitable Compensation Funds	Advanced Special, Apportioned And Connectional Funds	Other Grants And Financial Support From Institutional Sources	Total Income From Connectional And Other Sources Outside Church
CHURCH NAME	63a	63b	63c	63d	63	64a	64b	64c	64
26 Trietsch Memorial	55000	0	0	0	55000	0	0	0	0
27 Forney	0	27570	0	1776	29346	0	0	0	0
28 Frisco First	564276	4990	0	2262	571528	0	0	0	0
29 Grace Avenue	654243	1065	0	0	655308	0	0	0	0
30 Cross Way	5598	0	0	0	5598	0	0	0	0
31 Cornerstone	0	0	0	3600	3600	0	2710	0	2710
32 Heath	8498	5690	27657	0	41845	0	0	0	0
33 Justin	0	0	0	0	0	0	0	0	0
34 Krum First	0	200	87419	0	87619	0	0	0	0
35 Lake Cities	0	0	0	9934	9934	0	0	0	0
36 Chinn's Chapel	0	100	7241	742	8083	0	0	0	0
37 Lewisville First	162663	2315	0	163023	328001	0	18000	0	18000
38 Vista Ridge	0	825	0	7638	8463	0	0	0	0
39 Button Memorial	11160	0	0	24092	35252	7500	0	0	7500
40 Elm Ridge	0	50	289	0	339	0	0	0	0
41 Oak Grove	1800	90	6891	4080	12861	2250	0	0	2250
42 Good Shepherd	88214	25	0	9102	97341	0	0	0	0
43 McKinney First	329898	8408	158037	504841	1001184	0	72000	0	72000
44 Stonebridge	33311	4666	35876	0	73853	0	0	0	0
45 McKinney Wesley	6855	2480	0	0	9335	0	0	0	0
46 Pilot Point	0	705	3890	650	5245	0	0	8000	8000
47 Plano Christ	106330	0	0	219967	326297	0	96458	0	96458
48 Custer Road	950254	0	0	0	950254	0	0	0	0
49 Plano First	0	6897	15769	0	22666	0	0	0	0
50 St. Andrew	123925	20580	0	0	144505	0	0	0	0

North Central District Table 6 (Continued)

		RCVD FOR CAPITAL CAMPAIGNS/SPECIAL PROJECTS				RECEIVED FROM OTHER SOURCES				
		Capital Campaigns	Memorials, Endowments, Bequests	Other Sources & Projects	Received For Specials And Other Directed Benevolences	TOTAL INCOME FOR DESIGNATED CAUSES	Equitable Compensation Funds	Advanced Special, Apportioned And Connectional Funds	Other Grants And Financial Support From Institutional Sources	Total Income From Connectional And Other Sources Outside Church
CHURCH NAME		63a	63b	63c	63d	63	64a	64b	64c	64
51	Pleasant Grove	0	0	0	0	0	0	0	0	0
52	Verona	0	0	0	0	0	0	0	0	0
53	Ponder	0	0	0	0	0	0	0	0	0
54	Prosper	0	6553	0	16759	23312	0	97500	0	97500
55	Rockwall First	968962	160973	0	118161	1248096	0	0	0	0
56	Rowlett First	326770	225	0	8983	335978	0	0	0	0
57	Royse City First	35410	2792	0	9907	48109	0	0	0	0
58	Sachse First	8032	650	48949	20992	78623	0	0	0	0
59	Pleasant Valley	0	450	1955	0	2405	0	100000	0	100000
60	Sanger	0	185	0	450	635	0	0	0	0
61	Stony	0	0	0	0	0	0	0	0	0
62	The Colony First	0	0	0	30556	30556	0	0	0	0
63	Fellowship	10119	211	0	34663	44993	0	0	0	0
64	Wylie	70455	11487	3191	684	85817	0	0	0	0
65	NORTH CENTRAL DISTRICT	0	0	0	0	0	0	0	0	0
TOTAL 2015		7925978	301706	736636	1711435	10675755	9750	417299	9800	436849
TOTAL 2014		8295091	809271	534048	1530227	11168637	2250	484849	111353	598452
Inc/Dec 2015 over 2014		-369113	-507565	202588	181208	-492882	7500	-67550	-101553	-161603

Northwest District Table 1

CHURCH MEMBERSHIP																					
		RECEIVED						REMOVED						FULL MEMBERS AT CLOSE OF YEAR							
		Total Professing Members At Close Of Last Year	This Year On Profession Of Christian Faith	Restored By Affirmation	Previous Year's Reporting Errors— Total Professing Membership By Addition	From Other United Methodist Churches	From Other Denominations	Charge Conference Action	Withdrawn	Previous Year's Reporting Errors— Total Professing Membership By Subtraction	Transfer To Other United Methodist Churches	Transfer To Other Denominations	Death	Asian	AA/Black	Hispanic/Latino	Native American	Pacific Islander	White	Multi-Racial	Total Professing Members At Close Of This Year
CHURCH NAME	PASTOR'S NAME	1	2A	2B	2C	3	4	5A	5B	5C	6	7	8	9A	9B	9C	9D	9E	9F	9G	9
Alvord	Veronica Greanead	143	9	0	0	0	1	0	4	0	1	0	0	0	0	1	0	0	147	0	148
Antelope	Lonny Hawkins	14	0	0	0	0	0	0	0	0	0	0	0	0	0	0	0	0	14	0	14
Archer City	Rebecca Grogan	185	7	0	0	0	0	5	0	0	0	0	4	1	0	0	0	0	182	0	183
Bellevue	Greg Parr	20	0	0	0	0	0	0	0	0	0	1	1	0	0	0	2	0	16	0	18
Vashti	Greg Parr	16	1	0	0	0	0	0	0	0	0	0	0	1	0	0	0	0	16	0	16
Bells	Steven D. Martinez	236	0	1	7	1	0	8	0	0	0	4	3	0	0	2	1	0	227	0	230
Bowie	Mona Millard	196	2	0	0	0	0	8	0	0	7	0	6	0	0	0	0	0	177	0	177
Boyd	James David Allen	138	7	0	0	7	0	0	4	2	0	0	2	0	0	1	0	0	143	0	144
Bridgeport	Samuel L. Caldwell	499	17	3	0	9	6	0	6	0	6	8	12	1	0	10	0	2	484	5	502
Bryson	Corey Hatcher	47	0	0	0	0	0	0	0	0	0	0	0	0	0	0	0	0	47	0	47
Perrin	Corey Hatcher	12	1	0	0	0	0	0	0	0	0	0	0	0	0	0	0	0	13	0	13
Burkburnett	Elizabeth Talbert	355	10	0	2	0	0	0	0	0	5	0	5	0	0	1	4	0	341	11	357
Byers	Terri Hale Whitgrove	50	2	0	0	1	1	0	1	0	0	0	0	0	0	1	0	0	52	0	53
Callisburg	Karen Harris-Martinez	163	0	0	0	2	0	0	0	0	0	0	4	0	1	0	0	0	160	0	161
Morris Memorial	J Michael Miller	98	0	0	0	0	0	0	0	0	3	0	5	0	0	0	0	0	90	0	90
Collinsville	Gene Gordon	74	2	0	0	0	0	8	0	7	0	0	0	0	0	4	0	0	57	0	61
Decatur First	Brian Bosworth	959	12	1	1	7	1	0	1	0	2	3	11	1	0	4	0	0	959	0	964
Oak Grove Decatur	Shelley McNew	57	1	2	0	2	1	0	0	0	0	0	1	0	0	0	0	0	62	0	62
Harless Memorial	Bill Brown	68	0	0	0	0	0	0	0	0	0	0	1	0	0	7	0	0	60	0	67
Haven Chapel	Jimmy Greene	68	0	0	0	0	0	0	0	0	0	0	0	0	60	0	0	0	2	6	68
Price	Jimmy Greene	20	0	0	0	0	0	0	0	0	0	0	0	0	0	0	0	0	20	0	20
Denison Trinity	Jimmy Greene	129	0	0	0	0	0	0	0	0	0	0	5	0	4	2	0	2	116	0	124
Waples Memorial	Cheryl Murphy	399	1	0	0	2	1	0	0	0	3	0	10	1	1	0	0	1	387	0	390
Electra	Robert W. Lee	139	4	0	0	1	0	0	0	0	0	0	4	0	0	0	0	0	137	3	140
Era	Trent Baggett	76	4	0	0	0	2	0	0	0	0	0	1	0	0	0	0	0	80	1	81

Northwest District Table 1 (Continued)

CHURCH MEMBERSHIP																					
		RECEIVED						REMOVED						FULL MEMBERS AT CLOSE OF YEAR							
					Previous Year's Reporting Errors— Total Professing Membership By Addition	From Other United Methodist Churches	From Other Denominations	Charge Conference Action	Withdrawn	Previous Year's Reporting Errors— Total Professing Membership By Subtraction	Transfer To Other United Methodist Churches	Transfer To Other Denominations	Death	Asian	AA/Black	Hispanic/Latino	Native American	Pacific Islander	White	Multi-Racial	Total Professing Members At Close Of This Year
CHURCH NAME	PASTOR'S NAME	1	2A	2B	2C	3	4	5A	5B	5C	6	7	8	9A	9B	9C	9D	9E	9F	9G	9
Forestburg	Charles Jestis	62	0	0	0	0	3	9	0	0	0	0	2	0	0	0	0	0	54	0	54
Friberg-Cooper	Dan Conatser	85	0	0	0	6	0	0	0	4	1	5	6	0	0	0	0	0	75	0	75
Gainesville First	Don H. Yeager	619	6	2	0	8	6	0	0	0	3	0	10	0	4	5	1	0	618	0	628
Mission	Roslyn Eugster	50	0	0	0	0	2	0	0	0	0	5	2	0	0	0	0	0	45	0	45
Sivell's Bend	Roslyn Eugster	17	1	0	0	2	0	0	0	0	0	0	0	0	0	0	0	0	20	0	20
Whaley	Jerry L. Jones	265	9	4	0	0	0	0	0	0	2	0	5	0	2	6	0	0	259	4	271
Henrietta	Keva Green	384	2	0	0	12	6	33	0	0	1	25	4	0	0	1	0	0	340	0	341
Holliday	Paul Meyenberg	153	0	0	0	0	0	0	0	0	0	0	0	0	0	1	0	0	152	0	153
Howe	Monty Lyn Moore	343	8	0	3	3	0	0	1	76	0	0	5	0	0	0	0	0	275	0	275
Iowa Park	Richard S. Davis	298	9	0	0	2	0	0	0	0	0	0	4	5	0	2	0	0	298	0	300
Jacksboro	Cassandra Wade	213	4	0	0	4	0	0	1	0	0	0	4	0	0	0	0	0	216	0	216
Nocona	Scott Melton	247	1	0	0	3	1	0	0	0	1	0	5	0	0	1	0	0	245	0	246
Paradise	Patti Mahaffey	97	0	0	0	0	1	0	0	0	0	0	0	0	0	1	0	0	97	0	98
Petrolia	Terri Hale Whitgrove	36	1	0	0	0	0	0	0	3	0	0	2	0	0	1	0	0	31	0	32
Lakeway	Allen Wesley Snider	342	1	4	0	6	3	0	0	0	1	3	2	0	0	0	0	0	350	0	350
Rhame	Mary Kathryn Corley	39	0	0	0	2	3	0	2	0	1	2	1	0	0	0	1	0	37	0	38
Rosston	Larry Kruger	50	0	0	0	0	1	0	0	0	0	0	1	1	0	0	0	0	49	0	50
Sadler	Doyle Henderson	49	1	0	1	0	1	0	0	0	1	0	1	0	0	0	0	0	50	0	50
Saint Jo	Larry Coleman	30	0	0	0	0	0	0	0	7	0	0	0	0	0	0	0	0	23	0	23
Montague	Larry Coleman	25	0	2	0	0	0	0	4	10	0	1	0	0	0	0	0	0	12	0	12

26 27 28 29 30 31 32 33 34 35 36 37 38 39 40 41 42 43 44 45

Northwest District Table 1 (Continued)

CHURCH MEMBERSHIP																						
		RECEIVED						REMOVED						FULL MEMBERS AT CLOSE OF YEAR								
		Total Professing Members At Close Of Last Year	This Year On Profession Of Christian Faith	Restored By Affirmation	Previous Year's Reporting Errors— Total Professing Membership By Addition	From Other United Methodist Churches	From Other Denominations	Charge Conference Action	Withdrawn	Previous Year's Reporting Errors— Total Professing Membership By Subtraction	Transfer To Other United Methodist Churches	Transfer To Other Denominations	Death	Asian	AA/Black	Hispanic/Latino	Native American	Pacific Islander	White	Multi-Racial	Total Professing Members At Close Of This Year	
CHURCH NAME	PASTOR'S NAME	1	2A	2B	2C	3	4	5A	5B	5C	6	7	8	9A	9B	9C	9D	9E	9F	9G	9	
Sherman First	Chris Dowd	1405	14	0	0	48	5	216	6	0	6	15	11	0	1	10	0	0	1206	1	1218	46
Friendship	Roy L. Spore	84	2	0	0	7	0	2	0	4	2	0	2	0	0	0	0	0	83	0	83	47
Sherman Grace	John Fleming	349	2	0	0	15	2	0	3	0	2	3	5	0	4	1	0	0	350	0	355	48
Sunset	Glenn Waldon	18	1	0	0	0	0	0	0	0	0	0	0	0	0	0	0	0	15	4	19	49
Garvin	Glenn Waldon	9	0	0	0	0	0	0	0	0	0	0	0	0	0	0	0	0	6	3	9	50
Tioga	Carroll A. Caddell	77	2	0	0	0	0	5	0	0	1	1	2	0	0	1	0	0	58	11	70	51
Tom Bean	Donald Haywood	182	5	0	0	7	0	0	0	0	0	0	1	0	1	0	0	0	192	0	193	52
Valley View	Patrick Hoffman	117	3	0	0	2	0	0	0	0	3	0	3	0	0	2	0	0	114	0	116	53
Van Alstyne	Scott Holcomb-McLain	360	16	4	0	4	2	0	0	0	0	0	10	0	0	0	0	0	376	0	376	54
Whitesboro	Kenneth Hildebrand	568	5	1	0	0	5	185	0	0	7	0	6	0	0	2	0	0	379	0	381	55
Whitewright	Frank Rahm	268	8	0	0	1	2	0	0	0	1	4	3	0	0	1	0	0	270	0	271	56
Marvin	Frank Rahm	22	0	0	0	0	0	0	0	4	0	0	0	0	0	0	0	0	18	0	18	57
Beverly Drive	Linda Marcum	131	4	0	0	0	2	0	1	0	2	0	2	0	3	1	2	0	126	0	132	58
Wichita Falls First	Paul Q. Goodrich	1338	18	0	0	16	18	8	0	0	8	3	22	4	3	4	0	0	1338	0	1349	59
Floral Heights	David J. Turner	617	9	1	0	11	6	0	5	0	4	5	17	5	3	13	4	0	588	0	613	60
Mt. Calvary-Falls Chapel	Louis A. Pearce Sr.	59	3	4	0	0	6	0	2	0	0	0	1	0	29	12	0	0	26	2	69	61
WF St. Marks	Alvin Easterling	121	2	0	0	0	0	10	0	0	0	0	5	3	1	1	0	0	103	0	108	62
WF Trinity	Justin Miller	300	0	0	0	3	3	0	0	0	0	1	8	0	1	15	0	0	281	0	297	63
University	Tommy R. Medley	324	2	0	0	10	0	0	0	58	2	0	4	0	5	4	0	0	263	0	272	64
WF Wesley	Cheryl Murray	135	1	0	0	5	3	0	2	0	0	0	2	0	6	1	0	0	130	3	140	65
Key Memorial	Closed	64	0	0	0	0	0	0	8	0	56	0	0	0	0	0	0	0	0	0	0	66
NORTHWEST DISTRICT	Marvin Guier	0	0	0	0	0	0	0	0	0	0	0	0	0	0	0	0	0	0	0	0	67
NORTH TEXAS CONFERENCE		0	0	0	0	0	0	0	0	0	0	0	0	0	0	0	0	0	0	0	0	68
TOTAL 2015		14113	220	29	14	209	94	497	51	175	132	93	235	17	129	119	15	5	13157	54	13496	
TOTAL 2014		14829	195	24	34	194	100	170	91	423	205	126	248	15	121	117	18	7	13777	58	14113	
Inc/Dec 2015 over 2014		-716	25	5	-20	15	-6	327	-40	-248	-73	-33	-13	2	8	2	-3	-2	-620	-4	-617	

Northwest District Table 2

	CHURCH MEMBERSHIP						CHURCH SCHOOL AND SMALL GROUP MINISTRIES										UMM		UMW	

Northwest District Table 2 (Continued)

		CHURCH MEMBERSHIP						CHURCH SCHOOL AND SMALL GROUP MINISTRIES										UMM		UMW	
	CHURCH NAME	10	11a	11b	12	13	14	15	16	17	18	19	20	21	22	23	24	25a	25b	26a	26b
26	Forestburg	57	0	0	0	57	0	31	15	0	20	66	16	40	4	3	1	0	0	9	275
27	Friberg-Cooper	32	0	0	1	17	0	2	2	1	32	37	15	0	2	1	1	0	0	18	800
28	Gainesville First	202	5	0	63	80	6	48	65	14	52	179	90	95	9	9	4	0	0	22	6500
29	Mission	24	2	0	17	24	0	8	9	0	15	32	12	28	2	2	0	0	0	0	0
30	Sivell's Bend	15	0	0	0	11	0	0	0	0	0	0	0	0	0	0	0	0	0	0	0
31	Whaley	117	4	7	16	52	3	25	20	4	72	121	93	75	9	1	2	0	0	65	9599
32	Henrietta	123	1	1	26	61	14	35	15	11	99	160	72	100	8	8	7	0	0	21	4114
33	Holliday	47	1	0	19	22	0	8	5	0	22	35	18	21	3	0	1	0	0	0	0
34	Howe	126	3	2	54	41	0	85	56	27	75	243	86	45	12	3	3	0	0	12	6103
35	Iowa Park	142	4	0	19	66	0	45	38	10	70	163	90	46	11	1	16	10	0	35	2200
36	Jacksboro	64	1	1	18	17	6	14	10	0	27	51	58	65	7	2	1	0	0	0	0
37	Nocona	75	0	0	52	18	0	40	40	6	27	113	20	60	3	5	0	0	0	0	0
38	Paradise	50	4	0	4	11	1	6	5	0	9	20	3	0	1	1	0	3	0	0	0
39	Petrolia	25	0	1	0	17	0	5	2	2	10	19	6	0	2	0	0	0	0	0	0
40	Lakeway	157	2	2	17	59	0	37	12	16	54	119	61	92	7	3	3	10	279	24	1475
41	Rhome	33	0	0	0	2	4	9	3	5	15	32	25	10	5	2	0	0	0	14	569
42	Rosston	34	2	0	10	8	0	7	0	0	15	22	18	0	3	0	1	0	0	0	0
43	Sadler	25	1	0	4	19	0	18	15	3	18	54	12	26	1	3	1	0	0	0	0
44	Saint Jo	23	1	0	4	9	2	21	3	0	24	48	24	32	3	4	0	0	0	5	198
45	Montague	14	0	0	4	11	0	7	2	0	4	13	5	0	1	0	1	0	0	0	0

Northwest District Table 2 (Continued)

	CHURCH MEMBERSHIP						CHURCH SCHOOL AND SMALL GROUP MINISTRIES										UMM		UMW	
	Avg Attendance At All Weekly Worship Services	Number Of Persons Baptized This Year (0-12 yrs)	Number Of Persons Baptized This Year (13 yrs-older)	Baptized Members Who Are Not Professing Members	Number Of Other Constituents	Total Enrolled In Confirmation Classes This Year	Children In All Christian Formation Groups And Small Group Ministries	Youth In All Christian Formation Groups And Small Group Ministries	Young Adults In All Christian Formation Groups And Small Group Ministries	Adults In All Christian Formation Groups And Small Group Ministries	Total Christian Formation Participants	Avg Weekly Attendance (all ages) In Sunday School	Participants In Vacation Bible School	Number Of Classes And Other Small Groups (All Ages) For Learning In Sunday School	Number Of Short-Term Classes And Small Groups (All Ages)	Number Of Classes And Other Small Groups (All Ages) For Learning Other Than Sunday School	Membership In United Methodist Men	Amount Paid for Projects	Membership In United Methodist Women	Amount Paid For Local Church And Community Work
DISTRICT	10	11a	11b	12	13	14	15	16	17	18	19	20	21	22	23	24	25a	25b	26a	26b
46 Sherman First	336	8	0	112	10	11	124	58	0	296	478	150	145	22	12	3	0	0	136	3970
47 Friendship	41	1	2	3	23	0	5	0	0	21	26	12	0	1	2	2	0	0	13	232
48 Sherman Grace	202	0	0	25	16	0	17	18	7	93	135	113	75	10	8	6	15	200	21	723
49 Sunset	18	0	0	0	0	0	2	1	0	7	10	6	0	2	0	0	0	0	0	0
50 Garvin	8	0	0	0	3	0	3	0	0	0	3	3	0	0	0	0	0	0	0	0
51 Tioga	44	0	2	8	17	0	16	6	0	15	37	16	44	3	6	1	0	0	0	0
52 Tom Bean	81	7	0	0	0	0	13	14	0	41	68	34	26	8	6	1	0	0	0	0
53 Valley View	66	2	1	34	22	0	28	3	4	45	80	15	40	1	3	1	0	0	0	0
54 Van Alstyne	161	4	0	31	162	15	71	73	8	148	300	107	295	17	5	18	0	0	25	3000
55 Whitesboro	225	4	2	2	32	4	140	47	6	180	373	95	60	11	4	6	20	1000	15	5870
56 Whitewright	75	1	7	19	20	3	20	16	5	44	85	31	57	6	3	3	8	5000	20	4308
57 Marvin	10	0	0	4	6	0	0	3	0	0	3	0	0	0	1	0	0	0	0	0
58 Beverly Drive	54	0	2	0	11	2	12	7	9	55	83	22	0	7	6	0	5	0	23	0
59 Wichita Falls First	331	6	0	260	224	16	87	61	23	261	432	161	73	18	13	5	0	0	0	0
60 Floral Heights	257	3	1	64	85	6	36	12	5	160	213	162	40	13	15	0	0	0	0	0
61 Mt. Calvary-Falls Chapel	53	0	3	0	0	8	23	8	0	23	54	21	35	4	2	1	0	0	15	1500
62 WF St. Marks	65	1	0	1	4	0	3	3	0	63	69	15	0	2	4	2	8	900	21	1900
63 WF Trinity	84	2	0	80	25	0	15	5	5	50	75	51	35	6	4	3	0	0	0	0
64 University	150	1	0	17	43	0	15	5	43	132	195	89	57	8	4	2	11	435	12	720
65 WF Wesley	77	4	1	18	51	0	23	7	0	57	87	40	75	7	3	2	15	3000	20	3000
66 Key Memorial	25	0	0	0	0	0	0	0	0	0	0	0	0	0	0	0	0	0	0	0
67 NORTHWEST DISTRICT	0	0	0	0	0	0	0	0	0	0	0	0	0	0	0	0	0	0	0	0
68 NORTH TEXAS CONFERENCE	0	0	0	0	0	0	0	0	0	0	0	0	0	0	0	0	0	0	0	0
TOTAL 2015	5269	111	59	1279	2002	138	1600	914	326	3400	6240	2617	2371	336	220	131	191	18983	680	63882
TOTAL 2014	5485	122	51	1309	1973	160	1554	958	353	3326	6191	2654	2401	361	211	144	184	13009	696	64101
Inc/Dec 2015 over 2014	-216	-11	8	-30	29	-22	46	-44	-27	74	49	-37	-30	-25	9	-13	7	5974	-16	-219

Northwest District Table 3

	MISSION AND COMMUNITY MINISTRIES					PROPERTY AND OTHER ASSETS				CONNECTIONAL PROGRAMS						
	Number Of Persons Sent On UMWIM Teams From Local Church	Number Of Persons Sent On UMWIM Teams From Local Church	Number of persons engaged in mission	Number Of Persons Served By Community Ministries For Daycare And/Or Education	Number Of Persons Served By Community Ministries For Outreach, Justice, And Mercy	Market Value Of Church-Owned Land, Buildings And Equipment	Market Value Of Other Church-Owned Assets	Debt Secured By Church Physical Assets	Other Debt	Total APPORTIONED To Local Church For All Causes Paid To AC Treasurer	Total PAID By Local Church For All Apportioned Causes To AC Treasurer	General Advance Specials	World Service Special Gifts	Annual Conference Advance Specials	Youth Service Fund	Other Funds For Connectional Mission And Ministry
CHURCH NAME	27a	27b	28	29	30	31	32	33	34	35a	35b	37	38	39	40	41
1 Alvord	0	0	37	0	287	1013795	75099	98590	0	13644	13644	152	0	0	0	0
2 Antelope	0	0	0	0	0	86000	48425	0	0	891	891	0	0	0	0	0
3 Archer City	0	0	120	0	1025	1329490	33104	52498	0	15986	15986	0	0	0	0	0
4 Bellevue	0	0	0	0	0	212180	38343	0	0	2086	2086	0	0	0	0	0
5 Vashti	0	0	0	0	55	80000	23705	0	0	1619	1619	0	0	0	0	0
6 Bells	0	0	100	500	7000	115489	27552	68125	0	18390	18390	220	0	0	0	0
7 Bowie	0	0	78	0	778	4129000	763668	0	0	19840	19840	50	0	0	0	0
8 Boyd	0	0	18	0	3167	1470000	93124	167547	0	15143	15143	0	0	0	0	0
9 Bridgeport	0	0	0	1670	6110	3023692	90357	0	0	47667	47667	0	0	0	0	0
10 Bryson	0	0	0	0	20	321700	127435	0	0	3489	3489	0	0	0	0	0
11 Perrin	0	0	0	0	8	400000	603400	0	0	1825	1825	0	0	0	0	0
12 Burkburnett	0	0	125	22	930	4067939	194150	0	0	29486	29486	0	0	100	0	0
13 Byers	0	0	0	0	35	401968	957	0	0	3486	3486	48	0	0	0	0
14 Callisburg	0	0	0	75	60	588048	250115	0	0	7866	7866	0	0	0	0	0
15 Morris Memorial	0	0	15	0	700	612350	50665	0	0	11121	11121	1161	0	0	0	0
16 Collinsville	0	0	38	0	367	250000	70636	0	0	5111	5111	0	0	0	0	0
17 Decatur First	0	0	170	60	1000	5285000	1518764	0	1347	83057	83057	900	0	1000	0	250
18 Oak Grove Decatur	0	0	0	0	200	500000	67689	0	0	6144	6144	0	0	0	0	0
19 Harless Memorial	0	0	0	0	0	351000	11484	0	0	3962	3962	0	0	0	0	0
20 Haven Chapel	0	0	0	0	54	212000	1700	0	0	7957	0	0	0	0	0	0
21 Price	0	0	0	0	6	420700	24716	0	0	3634	3634	0	0	0	0	0
22 Denison Trinity	0	0	51	0	803	1515775	13518	32481	0	11651	11651	0	0	0	0	0
23 Waples Memorial	5	30	212	399	645	9829461	135368	0	50000	48464	48464	0	0	0	0	0
24 Electra	0	0	15	40	185	1468883	160100	0	0	16077	16077	0	0	0	0	0
25 Era	0	0	1	3	100	400000	94935	0	0	4363	4363	0	0	0	0	0

Northwest District Table 3 (Continued)

		MISSION AND COMMUNITY MINISTRIES					PROPERTY AND OTHER ASSETS				CONNECTIONAL PROGRAMS						
		Number Of Persons Sent On UMWIM Teams From Local Church	Number of persons engaged in mission	Number Of Persons Served By Community Ministries For Outreach, Justice, And Mercy	Number Of Persons Served By Community Ministries For Daycare And/Or Education	Market Value Of Church-Owned Land, Buildings And Equipment	Market Value Of Other Church-Owned Assets	Debt Secured By Church Physical Assets	Other Debt	Total APPORTIONED To Local Church For All Causes Paid To AC Treasurer	Total PAID By Local Church For All Apportioned Causes To AC Treasurer	General Advance Specials	World Service Special Gifts	Annual Conference Advance Specials	Youth Service Fund	Other Funds For Connectional Mission And Ministry	
CHURCH NAME		27a	27b	28	29	30	31	32	33	34	35a	35b	37	38	39	40	41
26	Forestburg	0	0	75	0	250	691000	73375	0	0	7915	7915	0	0	250	0	0
27	Friberg-Cooper	0	0	0	0	1788	507500	37126	0	0	5202	5202	0	0	0	0	0
28	Gainesville First	0	0	109	789	975	9119652	346465	720762	0	60770	60770	175	0	1702	0	575
29	Mission	0	0	0	0	0	218545	7591	0	0	3271	3271	0	0	0	0	0
30	Sivell's Bend	0	0	0	0	0	55000	16695	0	0	1388	1388	0	0	0	0	0
31	Whaley	0	0	60	0	1250	5602500	628330	811679	0	34328	34328	0	0	0	0	0
32	Henrietta	0	0	265	33	2900	1813775	251530	0	0	29653	29653	0	0	300	0	0
33	Holliday	0	0	25	0	400	168000	65097	17000	0	8826	8826	174	0	0	0	0
34	Howe	0	0	0	81	623	3420203	133000	0	0	27635	27635	1500	0	2	0	0
35	Iowa Park	0	0	60	20	2295	3862970	391179	0	0	28332	28332	5	0	0	0	0
36	Jacksboro	0	0	54	12	25	1221440	599025	0	0	25801	25801	0	0	1000	0	0
37	Nocona	0	0	1	8	700	3065668	265424	0	0	24264	24264	100	0	0	0	0
38	Paradise	0	0	0	0	300	1150000	717480	0	0	7352	7352	0	0	0	0	0
39	Petrolia	0	0	0	0	20	347000	73000	0	0	2284	2284	822	0	0	0	0
40	Lakeway	0	0	98	0	3808	2085162	102788	24560	0	29975	29975	0	0	0	0	0
41	Rhome	0	0	20	2	102	315789	83500	0	0	3161	3161	0	0	0	0	0
42	Rosston	0	0	2	5	1	353000	125600	0	0	2907	2907	0	0	1000	0	0
43	Sadler	0	0	12	0	15	283000	69245	0	0	5732	5732	0	0	0	0	0
44	Saint Jo	0	0	20	25	40	1024711	15906	0	0	3567	3567	35	0	0	0	75
45	Montague	0	0	12	0	122	170000	3253	0	0	1797	1797	0	0	183	0	0

Northwest District Table 3 (Continued)

	MISSION AND COMMUNITY MINISTRIES					PROPERTY AND OTHER ASSETS				CONNECTIONAL PROGRAMS						
	Number Of Persons Sent On UMWIM Teams From Local Church	Number Of Persons Sent On UMWIM Teams From Local Church	Number of persons engaged in mission	Number Of Persons Served By Community Ministries For Daycare And/Or Education	Number Of Persons Served By Community Ministries For Outreach, Justice, And Mercy	Market Value Of Church-Owned Land, Buildings And Equipment	Market Value Of Other Church-Owned Assets	Debt Secured By Church Physical Assets	Other Debt	Total APPORTIONED To Local Church For All Causes Paid To AC Treasurer	Total PAID By Local Church For All Apportioned Causes To AC Treasurer	General Advance Specials	World Service Special Gifts	Annual Conference Advance Specials	Youth Service Fund	Other Funds For Connectional Mission And Ministry
CHURCH NAME	27a	27b	28	29	30	31	32	33	34	35a	35b	37	38	39	40	41
46 Sherman First	0	0	190	100	1200	10359740	236635	156171	0	108451	108451	1850	0	11	0	0
47 Friendship	0	0	5	0	12	474000	39717	48005	0	7376	7376	248	0	0	0	0
48 Sherman Grace	1	11	352	70	5112	1729522	145456	0	0	44683	44683	1045	0	0	0	0
49 Sunset	0	0	0	0	45	154000	57704	0	0	1214	1214	0	0	0	0	0
50 Garvin	0	0	0	0	0	150000	1236	0	0	588	588	0	0	0	0	0
51 Tioga	0	0	9	11	95	368745	49569	0	0	6289	6289	0	0	200	0	0
52 Tom Bean	0	0	50	0	400	874957	187259	0	0	12070	12070	0	0	1000	0	0
53 Valley View	0	0	85	40	250	961573	40675	70199	0	12354	12354	0	0	0	0	0
54 Van Alstyne	0	0	132	105	462	4960000	433000	0	0	35796	35796	94	0	500	0	500
55 Whitesboro	0	0	64	15	1195	3480000	142577	154128	0	41175	41175	25	0	2788	0	2846
56 Whitewright	0	0	80	0	1200	2225742	66266	0	0	22433	22433	0	0	0	0	0
57 Marvin	0	0	0	0	18	65000	7500	0	0	1468	1468	0	0	0	0	0
58 Beverly Drive	0	0	32	30	275	943764	73487	0	0	11205	11205	0	0	0	0	0
59 Wichita Falls First	0	0	215	100	1115	20905550	6771922	0	0	125327	125327	0	0	0	0	0
60 Floral Heights	0	0	110	42	5720	12150000	2830000	0	0	87299	87299	393	0	0	0	0
61 Mt. Calvary-Falls Chapel	0	0	0	35	0	390000	250	0	0	3363	3363	0	0	0	0	0
62 WF St. Marks	0	0	1	0	218	1408930	47269	0	0	10562	10562	820	0	0	0	0
63 WF Trinity	0	0	60	275	300	1609445	110000	587185	0	22267	22267	0	0	0	0	0
64 University	0	0	54	0	308	4453706	135793	332884	1663	36154	36154	0	0	0	0	0
65 WF Wesley	0	0	29	2	2000	1110097	109788	0	0	16008	16008	0	0	0	0	0
66 Key Memorial	0	0	0	0	0	0	0	0	0	7535	7535	0	0	0	0	0
67 NORTHWEST DISTRICT	0	0	0	0	0	0	0	0	0	7966	7966	600	0	5390	0	0
68 NORTH TEXAS CONFERENCE	0	0	0	0	0	0	0	0	0	0	0	7839	0	6451	1810	97875
TOTAL 2015	6	41	3261	4569	59074	142334156	20010721	3341814	53010	1310736	1310745	18256	0	21877	1810	102121
TOTAL 2014	6	34	2312	4181	60667	142267395	20565551	4166262	37138	1288876	1288876	16716	0	20850	905	19175
Inc/Dec 2015 over 2014	0	7	949	388	-1593	66761	-554830	-824448	15872	21860	21869	1540	0	1027	905	82946

Northwest District Table 4

		CONNECTIONAL PROGRAMS									MINISTERIAL SUPPORT							
		Annual Conference Special Sunday Offerings	Benevolences Directly To UM Causes (Not To AC Treasurer)	Benevolences Paid Directly To Non-UM Benevolent And Charitable Causes	Human Relations Day	One Great Hour Of Sharing	Peace With Justice	Native American Ministries	World Communion	UM Student Day	Direct-Billed Clergy Non-Health Benefits (Pension)	Direct-Billed Clergy Health Benefits	Base Compensation To Pastor	Base Compensation To Associate(s)	Housing And Utilities And/Or Related Allowances—Pastor And Associate(s)	Accountable Reimbursements—Pastor And Associate(s)	Other Cash Allowances (Non- Accountable) —Pastor And Associate(s)	Salary And Benefits For Deacons
CHURCH NAME		42	43	44	45a	45b	45c	45d	45e	45f	46	47	48	49	50	51	52	53
1	Alvord	755	0	2914	0	455	0	0	0	0	6102	7491	40080	0	6222	3490	0	0
2	Antelope	0	40	36	0	0	0	0	0	0	0	0	2400	0	0	0	0	0
3	Archer City	0	0	0	0	235	0	0	0	0	6973	8811	41645	0	10624	4315	0	0
4	Bellevue	0	0	0	0	0	0	0	0	0	0	0	6000	0	0	0	0	0
5	Vashti	0	0	0	0	0	0	0	0	0	0	0	7200	0	0	0	0	0
6	Bells	0	0	25135	0	0	0	0	0	0	5771	7491	39258	0	6350	0	0	0
7	Bowie	0	0	0	0	0	0	0	0	0	7129	8811	45828	0	0	683	0	0
8	Boyd	0	0	554	0	0	0	0	0	0	7522	7788	41030	0	4440	0	997	0
9	Bridgeport	0	0	34564	0	0	0	0	0	0	6977	8811	50207	0	9231	1537	11522	0
10	Bryson	0	0	0	0	0	0	0	0	0	0	0	9076	0	1294	0	0	0
11	Perrin	0	75	0	0	0	0	0	0	0	0	0	4523	0	1320	0	0	0
12	Burkburnett	61	60	4306	0	0	0	0	0	0	7094	8811	34100	0	22000	1106	8396	0
13	Byers	0	0	380	0	0	0	0	0	0	0	0	11561	0	0	0	0	0
14	Callisburg	0	2000	500	0	0	0	0	0	0	3210	0	14400	0	6000	0	0	0
15	Morris Memorial	0	0	1380	0	72	0	60	0	0	3423	3604	31638	0	3000	1000	3245	0
16	Collinsville	0	0	1000	0	0	0	0	0	0	0	0	12000	0	0	0	3000	0
17	Decatur First	669	17102	55061	0	1749	0	0	0	0	14982	17622	66241	39861	23241	10488	7931	0
18	Oak Grove Decatur	0	0	2205	0	0	0	0	0	0	0	0	13850	0	9046	5400	0	0
19	Harless Memorial	0	669	0	0	0	0	0	0	0	0	0	7212	0	9266	3000	0	0
20	Haven Chapel	0	0	0	0	0	0	0	0	0	1724	2403	4915	0	0	0	0	0
21	Price	0	0	0	0	0	0	0	0	0	1692	2403	11889	0	0	0	0	0
22	Denison Trinity	0	0	200	0	0	0	0	0	0	3447	4806	15479	0	6000	0	0	0
23	Waples Memorial	0	0	28296	0	0	0	0	0	0	7876	8811	65725	3018	8658	8547	0	0
24	Electra	0	0	800	0	0	0	0	0	0	0	0	32100	0	3600	0	3600	0
25	Era	0	200	3773	0	0	0	0	0	0	0	0	5000	0	9500	0	0	0

Northwest District Table 4 (Continued)

		CONNECTIONAL PROGRAMS									MINISTERIAL SUPPORT							
		Annual Conference Special Sunday Offerings	Benevolences Directly To UM Causes (Not To AC Treasurer)	Benevolences Paid Directly To Non-UM Benevolent And Charitable Causes	Human Relations Day	One Great Hour Of Sharing	Peace With Justice	Native American Ministries	World Communion	UM Student Day	Direct-Billed Clergy Non-Health Benefits (Pension)	Direct-Billed Clergy Health Benefits	Base Compensation To Pastor	Base Compensation To Associate(s)	Housing And Utilities And/Or Related Allowances—Pastor And Associate(s)	Accountable Reimbursements—Pastor And Associate(s)	Other Cash Allowances (Non- Accountable) —Pastor And Associate(s)	Salary And Benefits For Deacons
	CHURCH NAME	42	43	44	45a	45b	45c	45d	45e	45f	46	47	48	49	50	51	52	53
26	Forestburg	570	0	6920	0	0	0	0	0	0	6844	8811	38200	0	2500	7200	0	0 26
27	Friberg-Cooper	0	750	1435	0	0	0	0	0	0	0	0	800	0	15000	735	659	0 27
28	Gainesville First	600	0	27598	0	476	0	0	0	0	8434	8811	64336	0	36500	3824	8652	0 28
29	Mission	0	0	0	0	0	0	0	0	0	0	0	4800	0	0	0	0	0 29
30	Sivell's Bend	0	0	0	0	0	0	0	0	0	0	0	4800	0	0	0	0	0 30
31	Whaley	0	0	1813	0	0	0	0	0	0	7687	8811	55682	0	18329	8741	0	0 31
32	Henrietta	0	0	12113	0	0	0	0	314	0	7807	8811	57904	0	6759	6009	0	0 32
33	Holliday	0	0	2209	0	0	0	0	0	0	0	0	4000	0	20000	723	0	0 33
34	Howe	0	2480	27399	0	0	0	0	0	0	6791	8010	50518	0	10084	0	0	0 34
35	Iowa Park	0	0	6545	0	0	0	0	0	0	7412	8810	49480	0	6625	5457	4326	0 35
36	Jacksboro	89	0	4321	0	0	0	0	213	0	7358	8811	37932	0	16164	6842	0	0 36
37	Nocona	0	0	20088	0	0	0	0	0	0	7245	8811	50291	0	5803	7200	0	0 37
38	Paradise	0	0	9848	0	0	0	0	0	0	0	0	25000	0	0	0	0	0 38
39	Petrolia	0	0	0	0	0	0	0	0	0	0	0	960	0	10800	0	0	0 39
40	Lakeway	0	3933	17652	0	0	0	0	0	0	7259	8811	44801	0	4387	6140	5846	0 40
41	Rhome	0	0	4000	0	0	0	0	0	0	0	0	4950	0	5500	2500	250	0 41
42	Rosston	0	2400	4399	0	0	0	0	0	0	0	0	300	0	6000	0	6000	0 42
43	Sadler	0	0	1521	0	0	0	0	0	0	0	0	22404	0	0	0	0	0 43
44	Saint Jo	0	0	0	0	0	0	0	0	0	0	0	12227	0	4525	0	0	0 44
45	Montague	0	0	0	0	0	0	0	0	0	0	0	3893	0	4525	0	0	0 45

Northwest District Table 4 (Continued)

		CONNECTIONAL PROGRAMS									MINISTERIAL SUPPORT								
		Annual Conference Special Sunday Offerings	Benevolences Directly To UM Causes (Not To AC Treasurer)	Benevolences Paid Directly To Non-UM Benevolent And Charitable Causes	Human Relations Day	One Great Hour Of Sharing	Peace With Justice	Native American Ministries	World Communion	UM Student Day	Direct-Billed Clergy Non-Health Benefits (Pension)	Direct-Billed Clergy Health Benefits	Base Compensation To Pastor	Base Compensation To Associate(s)	Housing And Utilities And/Or Related Allowances—Pastor And Associate(s)	Accountable Reimbursements—Pastor And Associate(s)	Other Cash Allowances (Non- Accountable) —Pastor And Associate(s)	Salary And Benefits For Deacons	
	CHURCH NAME	42	43	44	45a	45b	45c	45d	45e	45f	46	47	48	49	50	51	52	53	
46	Sherman First	0	305	19390	0	2245	0	0	0	0	12513	13617	78864	48499	43500	4161	14115	0	
47	Friendship	307	878	898	0	0	0	0	0	0	841	0	3642	0	17063	0	3250	0	
48	Sherman Grace	761	9465	28436	0	1097	0	0	0	0	7929	8811	55904	0	8960	17682	0	0	
49	Sunset	0	2940	2590	0	0	0	0	0	0	0	0	550	0	5280	0	2570	0	
50	Garvin	0	0	0	0	0	0	0	0	0	0	0	100	0	2000	0	1100	0	
51	Tioga	0	0	2215	0	0	0	0	0	0	0	0	8400	0	11600	0	6000	0	
52	Tom Bean	0	0	2492	0	0	0	0	0	0	3448	4806	32675	0	6000	7000	0	0	
53	Valley View	0	0	2000	0	0	0	0	0	0	7166	8811	46758	0	5750	4500	0	0	
54	Van Alstyne	0	0	93363	0	0	0	0	0	0	7279	8811	49802	0	8096	8484	7931	0	
55	Whitesboro	2876	0	23521	285	823	279	257	240	425	8733	8811	50631	0	7039	0	23931	0	
56	Whitewright	0	0	4154	0	0	0	0	0	0	7573	8811	52960	0	5433	520	0	0	
57	Marvin	0	0	0	0	0	0	0	0	0	875	875	4704	0	0	0	0	0	
58	Beverly Drive	0	0	1998	0	0	0	0	0	0	0	0	32000	0	0	0	0	0	
59	Wichita Falls First	0	790	14127	0	737	0	0	0	0	18472	17622	114097	51280	89000	4132	21572	75167	
60	Floral Heights	0	577	107030	0	0	0	0	0	0	12251	12816	86252	20012	20000	2238	7513	0	
61	Mt. Calvary-Falls Chapel	0	0	0	0	0	0	0	0	0	0	0	19949	0	19200	628	0	0	
62	WF St. Marks	0	0	1383	0	0	0	0	0	0	0	0	27500	0	360	308	0	0	
63	WF Trinity	0	0	18779	15	20	5	15	33	15	7310	8811	32320	0	30980	2700	0	0	
64	University	0	75	35316	0	0	0	0	0	0	7674	8811	64620	0	14000	0	0	0	
65	WF Wesley	0	40	1512	0	0	0	0	0	0	5726	7491	39116	0	5027	0	3050	0	
66	Key Memorial	0	0	0	0	0	0	0	0	0	0	0	0	0	6000	0	0	0	
67	NORTHWEST DISTRICT	0	0	0	0	0	0	0	0	0	0	0	0	0	0	0	0	0	
68	NORTH TEXAS CONFERENCE	0	0	0	0	0	0	0	0	0	0	0	0	0	0	0	0	0	
TOTAL 2015		6688	44779	668169	300	7909	284	332	800	440	258549	295064	1947479	162670	618581	147290	155456	75167	
TOTAL 2014		3890	46736	732450	271	10105	500	403	491	402	256716	296021	1930813	183392	638123	181765	157776	72587	
Inc/Dec 2015 over 2014		2798	-1957	-64281	29	-2196	-216	-71	309	38	1833	-957	16666	-20722	-19542	-34475	-2320	2580	

Northwest District Table 5

	LOCAL CHURCH EXPENDITURES						RECEIVED FOR ANNUAL BUDGET/SPENDING PLAN									
	Salary And Benefits For All Other Church Staff	Program Expenses	Other Operating Expenses	Principal And Interest On Indebtedness, Loans, Mortgages, Etc.	Capital Expenditures For Building, Improvements, And Major Equipment Purchases	TOTAL AMOUNT PAID BY LOCAL CHURCH ON ALL EXPENDITURES	Number Of Households Giving To Local Church	Amount Received Through Pledges	Amount Received From Non-Pledging, But Identified Givers	Amount Received From Unidentified Givers	Amount Received From Interest and Dividends	Amount Received From Sale of Church Assets	Amount Received Through Building Use Fees, Contributions, And Rentals	Amount Received Through Fundraisers And Other Sources	TOTAL INCOME FOR ANNUAL BUDGET/SPENDING PLAN	
	55	56	57	58	59	60	61	62a	62b	62c	62d	62e	62f	62g	62	
1 Alvord	10400	1846	37529	15606	3949	150635	48	0	117315	5913	0	0	3456	5406	132090	
2 Antelope	0	1135	2482	0	24360	31344	12	0	9174	0	0	0	0	0	9174	
3 Archer City	42571	4740	28927	8243	47480	220550	66	117095	78182	8200	0	0	0	5838	209315	
4 Bellevue	0	0	8113	0	0	16199	10	0	11227	3742	0	0	0	0	14969	
5 Vashti	0	1347	3143	0	4981	18290	7	0	6154	2051	0	0	0	1125	9330	
6 Bells	12600	15176	41325	9200	0	180916	125	0	149904	12791	0	0	500	0	163195	
7 Bowie	36394	6142	37274	0	0	162151	96	0	136344	3986	0	0	300	10000	150630	
8 Boyd	27250	2460	34804	45735	6751	194474	61	92722	43556	15281	12	0	1400	0	152971	
9 Bridgeport	140799	24055	76266	45650	6925	464211	184	0	367515	5465	0	0	50	3624	376654	
10 Bryson	0	400	7335	0	14150	35744	19	0	24245	5304	249	0	0	0	29798	
11 Perrin	0	1303	5977	0	0	15023	8	0	12740	977	88	0	0	0	13805	
12 Burkburnett	47373	25645	72082	0	33910	294530	120	158775	62664	4407	0	0	0	0	225846	
13 Byers	0	683	6378	0	0	22536	25	0	14392	2285	0	0	5780	307	22764	
14 Callisburg	3000	5000	15000	0	12000	68976	61	0	47813	2989	204	0	6711	4192	61909	
15 Morris Memorial	10760	900	18936	0	10600	100900	34	0	91912	3161	162	0	0	3397	98632	
16 Collinsville	3660	2512	6470	0	14240	47993	36	0	43529	0	0	0	0	2621	46150	
17 Decatur First	215969	57316	169577	0	37934	820950	354	0	620550	13408	3058	0	5110	4569	646695	
18 Oak Grove Decatur	9295	2867	9896	0	0	58703	25	0	50036	5670	0	0	575	0	56281	
19 Harless Memorial	0	1932	5915	0	0	31956	46	0	0	34620	0	0	0	0	34620	
20 Haven Chapel	425	170	3767	0	0	13404	11	0	13542	0	0	0	0	1455	14997	
21 Price	0	0	4724	0	0	24342	10	0	15066	0	0	0	0	0	15066	
22 Denison Trinity	17436	1079	12400	6600	0	79098	54	0	73453	947	23	0	300	640	75363	
23 Waples Memorial	104043	14818	130350	0	37693	466299	170	0	433379	11538	370	0	1630	0	446917	
24 Electra	38844	5552	24525	0	0	125098	46	0	111168	3880	0	0	50	0	115098	
25 Era	3172	1932	7865	0	1056	36861	26	0	40657	3224	0	0	0	0	43881	

Northwest District Table 5 (Continued)

		LOCAL CHURCH EXPENDITURES						RECEIVED FOR ANNUAL BUDGET/SPENDING PLAN									
		Salary And Benefits For All Other Church Staff	Program Expenses	Other Operating Expenses	Principal And Interest On Indebtedness, Loans, Mortgages, Etc.	Capital Expenditures For Building, Improvements, And Major Equipment Purchases	TOTAL AMOUNT PAID BY LOCAL CHURCH ON ALL EXPENDITURES	Number Of Households Giving To Local Church	Amount Received Through Pledges	Amount Received From Non-Pledging, But Identified Givers	Amount Received From Unidentified Givers	Amount Received From Interest and Dividends	Amount Received From Sale of Church Assets	Amount Received Through Building Use Fees, Contributions, And Rentals	Amount Received Through Fundraisers And Other Sources	TOTAL INCOME FOR ANNUAL BUDGET/SPENDING PLAN	
CHURCH NAME		55	56	57	58	59	60	61	62a	62b	62c	62d	62e	62f	62g	62	
26	Forestburg	4100	5844	10882	0	57168	157204	47	0	105221	9736	114	0	0	1533	116604	26
27	Friberg-Cooper	8514	6637	17114	0	8771	65617	29	0	45627	8687	0	0	0	0	54314	27
28	Gainesville First	213649	36366	87200	144687	15450	719805	192	434734	150035	20528	2579	0	20122	88740	716738	28
29	Mission	0	393	10441	0	0	18905	9	0	14635	3190	0	0	0	0	17825	29
30	Sivell's Bend	0	846	3821	0	0	10855	10	0	8235	13543	792	0	0	0	22570	30
31	Whaley	95707	10664	70895	52470	18953	384080	95	109001	160690	3704	7116	0	3860	28266	312637	31
32	Henrietta	76843	11766	42283	0	34791	295353	187	0	251971	9844	4200	0	0	3733	269748	32
33	Holliday	5350	1867	26549	2390	0	72088	30	0	59410	6509	36	0	10000	0	75955	33
34	Howe	45855	19908	44228	0	0	244410	127	0	212390	7977	743	0	7200	0	228310	34
35	Iowa Park	43827	14515	62683	0	107554	345571	132	0	222247	7555	166	0	0	0	229968	35
36	Jacksboro	59800	10308	61689	0	27720	268048	60	0	193251	7235	39	0	160	0	200685	36
37	Nocona	35291	10284	53428	0	36069	258874	76	0	176864	2899	12530	0	0	0	192293	37
38	Paradise	0	2430	22960	0	1023977	1091567	27	0	95565	12904	0	0	0	0	108469	38
39	Petrolia	0	1131	8919	0	0	24916	25	0	19925	4503	92	0	0	0	24520	39
40	Lakeway	68721	10160	44737	5664	4067	262153	149	203088	55283	8823	87	0	0	0	267281	40
41	Rhome	5535	1800	5556	0	10981	44233	22	0	41300	253	31	0	0	0	41584	41
42	Rosston	0	2687	9088	0	78529	113310	21	0	60863	0	96	0	0	0	60959	42
43	Sadler	7648	2135	8815	0	10525	58780	21	0	46000	4007	0	0	0	0	50007	43
44	Saint Jo	1300	6367	7124	0	15544	50764	12	0	23818	117	13	0	0	0	23948	44
45	Montague	0	2335	3810	0	5303	21846	11	0	20588	3432	0	0	0	0	24020	45

Northwest District Table 5 (Continued)

		LOCAL CHURCH EXPENDITURES					RECEIVED FOR ANNUAL BUDGET/SPENDING PLAN									
		Salary And Benefits For All Other Church Staff	Program Expenses	Other Operating Expenses	Principal And Interest On Indebtedness, Loans, Mortgages, Etc.	Capital Expenditures For Building, Improvements, And Major Equipment Purchases	TOTAL AMOUNT PAID BY LOCAL CHURCH ON ALL EXPENDITURES	Number Of Households Giving To Local Church	Amount Received Through Pledges	Amount Received From Non-Pledging, But Identified Givers	Amount Received From Unidentified Givers	Amount Received From Interest and Dividends	Amount Received From Sale of Church Assets	Amount Received Through Building Use Fees, Contributions, And Rentals	Amount Received Through Fundraisers And Other Sources	TOTAL INCOME FOR ANNUAL BUDGET/SPENDING PLAN
	CHURCH NAME	55	56	57	58	59	60	61	62a	62b	62c	62d	62e	62f	62g	62
46	Sherman First	193779	43164	186428	20274	77661	868827	311	649383	167714	17117	167	0	3520	8602	846503
47	Friendship	11124	984	9638	15240	7111	78600	57	0	61807	0	0	0	0	4115	65922
48	Sherman Grace	176755	27166	53222	0	32777	474693	127	349070	37716	7511	141	603	785	0	395826
49	Sunset	2400	100	3468	0	0	21112	9	0	20000	11673	0	0	0	0	31673
50	Garvin	0	0	783	0	0	4571	3	0	3600	3177	0	0	0	0	6777
51	Tioga	6298	3995	17789	0	0	62786	32	0	72998	2812	0	0	0	0	75810
52	Tom Bean	4630	8082	23241	0	7738	113182	57	0	110166	0	0	0	0	7300	117466
53	Valley View	15664	2058	19582	14547	37259	176449	50	0	124916	5083	0	1000	1467	1291	133757
54	Van Alstyne	107976	32293	82069	0	146057	589051	352	284917	87302	9063	1903	0	1268	142608	527061
55	Whitesboro	101199	14417	61202	16379	108665	476547	193	0	322131	7757	0	0	1716	0	331604
56	Whitewright	30152	3872	45391	0	0	181299	50	120187	40026	7450	504	500	2994	9538	181199
57	Beverly	0	50	3075	0	0	11047	6	0	10008	0	0	0	0	0	10008
58	Marvin Drive	6000	3030	21996	0	46058	122287	56	0	71077	523	374	0	2500	2645	77119
59	Wichita Falls First	289552	68075	265917	0	49837	1205704	353	658494	452675	15502	90	0	1101	31205	1159067
60	Floral Heights	256642	42829	203557	0	0	859409	234	440586	200698	12157	9232	0	2100	102000	766773
61	Mt. Calvary-Falls Chapel	0	210	3100	0	1200	47650	35	41533	12258	7382	0	0	0	1928	63101
62	WF St. Marks	15995	2231	21852	0	3576	84587	70	0	90898	7559	267	0	200	279	99203
63	WF Trinity	42484	6895	20346	36000	1000	229995	70	0	200163	2802	1114	0	975	25931	230985
64	University	81756	7555	75808	38316	14960	385045	164	0	352116	4260	249	0	2645	22824	382094
65	WF Wesley	21721	10899	38997	0	4743	154330	87	86072	30597	1494	0	0	9154	0	127317
66	Key Memorial	0	0	0	0	0	13535	0	0	0	0	0	0	0	0	0
67	NORTHWEST DISTRICT	0	0	0	0	0	13956	0	0	0	0	0	0	0	0	0
68	NORTH TEXAS CONFERENCE	0	0	0	0	0	0	0	0	0	0	0	0	0	0	0
	TOTAL 2015	2760258	615358	2530743	477001	2250073	14364224	5252	3745657	7007301	408607	46841	2103	97629	525712	11833850
	TOTAL 2014	2687223	613141	2523066	582898	1398115	13663406	5303	3341467	8039397	402677	79041	79412	72943	355229	12370166
	Inc/Dec 2015 over 2014	73035	2217	7677	-105897	851958	700818	-51	404190	-1032096	5930	-32200	-77309	24686	170483	-536316

Northwest District Table 6

[illegible]

Northwest District Table 6 (Continued)

		RCVD FOR CAPITAL CAMPAIGNS/SPECIAL PROJECTS					RECEIVED FROM OTHER SOURCES				
		Capital Campaigns	Memorials, Endowments, Requests	Other Sources & Projects	Received For Specials And Other Directed Benevolences	TOTAL INCOME FOR DESIGNATED CAUSES	Equitable Compensation Funds	Advanced Special, Apportioned And Connectional Funds	Other Grants And Financial Support From Institutional Sources	Total Income From Connectional And Other Sources Outside Church	
	CHURCH NAME	63a	63b	63c	63d	63	64a	64b	64c	64	
46	Sherman First	153507	7850	0	23952	185309	0	0	0	0	0 46
47	Friendship	0	0	0	0	0	0	0	0	0	0 47
48	Sherman Grace	0	4655	32983	41938	79576	0	0	0	0	0 48
49	Sunset	0	0	0	0	0	0	0	0	0	0 49
50	Garvin	0	0	0	0	0	0	0	0	0	0 50
51	Tioga	0	0	0	0	0	0	0	0	0	0 51
52	Tom Bean	0	155722	0	0	155722	0	0	0	0	0 52
53	Valley View	0	5964	19749	676	26389	0	0	0	0	0 53
54	Van Alstyne	255840	26078	0	295	282213	0	0	0	0	0 54
55	Whitesboro	1835	7444	94000	22492	125771	0	0	0	0	0 55
56	Whitewright	0	0	0	0	0	0	0	0	0	0 56
57	Marvin	0	0	0	0	0	0	0	0	0	0 57
58	Beverly Drive	0	5235	46048	0	51283	0	0	0	0	0 58
59	Wichita Falls First	12465	0	0	17264	29729	0	0	0	0	0 59
60	Floral Heights	122056	11020	0	0	133076	0	0	0	0	0 60
61	Mt. Calvary-Falls Chapel	0	0	0	0	0	0	0	0	0	0 61
62	WF St. Marks	0	2250	0	0	2250	0	0	0	0	0 62
63	WF Trinity	5515	12065	695	8054	26329	0	0	0	0	0 63
64	University	16096	0	0	0	16096	0	0	0	0	0 64
65	WF Wesley	0	56323	0	40	56363	0	0	0	0	0 65
66	Key Memorial	0	0	0	0	0	0	0	0	0	0 66
67	NORTHWEST DISTRICT	0	0	0	0	0	0	0	0	0	0 67
68	NORTH TEXAS CONFERENCE	0	0	0	0	0	0	0	0	0	0 68
	TOTAL 2015	1053245	681470	418496	263913	2417124	5790	5840	5000	16630	
	TOTAL 2014	1225202	762587	632255	232703	2852747	0	2649	17000	19649	
	Inc/Dec 2015 over 2014	-171957	-81117	-213759	31210	-435623	5790	3191	-12000	-3019	

Recapitulation Table 1

CHURCH MEMBERSHIP																					
		RECEIVED						REMOVED						FULL MEMBERS AT CLOSE OF YEAR							
					Previous Year's Reporting Errors— Total Professing Membership By Addition	From Other United Methodist Churches	From Other Denominations	Charge Conference Action	Withdrawn	Previous Year's Reporting Errors— Total Professing Membership By Subtraction	Transfer To Other United Methodist Churches	Transfer To Other Denominations	Death	Asian	AA/Black	Hispanic/Latino	Native American	Pacific Islander	White	Multi-Racial	Total Professing Members At Close Of This Year
CHURCH NAME	PASTOR'S NAME	1	2A	2B	2C	3	4	5A	5B	5C	6	7	8	9A	9B	9C	9D	9E	9F	9G	9
East District	Victor Casad	10911	134	23	7	105	127	147	43	13	80	87	227	24	220	111	40	5	10280	30	10710
Metro District	Camille Gaston	59198	1403	75	151	701	656	1540	1211	392	521	340	674	2133	7152	1959	43	36	45868	315	57506
North Central District	Ronald Henderson	57605	1456	155	4	1030	779	2175	450	197	485	192	338	644	500	903	34	50	54828	233	57192
Northwest District	Marvin Guier	14113	220	29	14	209	94	497	51	175	132	93	235	17	129	119	15	5	13157	54	13496
TOTAL 2015		141827	3213	282	176	2045	1656	4359	1755	777	1218	712	1474	2818	8001	3092	132	96	124133	632	138904
TOTAL 2014		145487	3227	438	251	2507	1712	4603	1091	2347	1533	719	1502	2785	8017	2838	143	93	127331	620	141827
Inc/Dec 2015 over 2014		-3660	-14	-156	-75	-462	-56	-244	664	-1570	-315	-7	-28	33	-16	254	-11	3	-3198	12	-2923
% of Increase/Decrease		-2.52%	-0.43%	-35.62%	-29.88%	-18.43%	-3.27%	-5.30%	60.86%	-66.89%	-20.55%	-0.97%	-1.86%	1.18%	-0.20%	8.95%	-7.69%	3.23%	-2.51%	1.94%	-2.06%

Recapitulation Table 2

	CHURCH MEMBERSHIP						CHURCH SCHOOL AND SMALL GROUP MINISTRIES										UMM		UMW	
	Avg Attendance At All Weekly Worship Services	Number Of Persons Baptized This Year (0-12 yrs)	Number Of Persons Baptized This Year (13 yrs-old)	Baptized Members Who Are Not Professing Members	Number Of Other Constituents	Total Enrolled In Confirmation Classes This Year	Children In All Christian Formation Groups And Small Group Ministries	Youth In All Christian Formation Groups And Small Group Ministries	Young Adults In All Christian Formation Groups And Small Group Ministries	Adults In All Christian Formation Groups and Small Group Ministries	Total Christian Formation Participants	Avg Weekly Attendance (all ages) In Sunday School	Participants In Vacation Bible School	Number Of Classes and Other Small Groups (All Ages) For Learning In Sunday School	Number Of Classes and Other Small Groups (All Ages)	Number Of Short-Term Classes And Small Groups (All Ages)	Membership In United Methodist Men	Amount Paid for Projects	Membership In United Methodist Women	Amount Paid For Local Church And Community Work
CHURCH NAME	10	11a	11b	12	13	14	15	16	17	18	19	20	21	22	23	24	25a	25b	26a	26b
East District	4729	70	53	872	1740	68	1386	680	438	3613	6117	2258	1892	275	165	175	240	13551	697	35584
Metro District	23580	720	159	5998	26451	739	8450	4075	2095	16968	31588	9467	6983	940	955	652	1276	37818	3210	144084
North Central District	22561	552	296	9696	15478	1163	12264	6541	1712	19650	40167	10301	11866	1092	1077	804	1027	165805	2308	117433
Northwest District	5269	111	59	1279	2002	138	1600	914	326	3400	6240	2617	2371	336	220	131	191	18983	680	63882
TOTAL 2015	56139	1453	567	17845	45671	2108	23700	12210	4571	43631	84112	24643	23112	2643	2417	1762	2734	236157	6895	360983
TOTAL 2014	56808	1565	496	17814	43872	2133	22938	12366	5002	42308	82614	25465	24665	2647	2302	1891	2707	209460	7502	390204
Inc/Dec 2015 over 2014	-669	-112	71	31	1799	-25	762	-156	-431	1323	1498	-822	-1553	-4	115	-129	27	26697	-607	-29221
% of Increase/Decrease	-1.18%	-7.16%	14.31%	0.17%	4.10%	-1.17%	3.32%	-1.26%	-8.62%	3.13%	1.81%	-3.23%	-6.30%	-0.15%	5.00%	-6.82%	1.00%	12.75%	-8.09%	-7.49%

Recapitulation Table 3

	MISSION AND COMMUNITY MINISTRIES					PROPERTY AND OTHER ASSETS				CONNECTIONAL PROGRAMS						
	Number UMVIM Teams Sent From Local Church	Number Of Persons Sent On UMVIM Teams From Local Church	Number of persons engaged in mission	Number Of Persons Served By Community Ministries For Daycare And/Or Education	Number Of Persons Served By Community Ministries For Outreach, Justice, And Mercy	Market Value Of Church-Owned Land, Buildings And Equipment	Market Value Of Other Church-Owned Assets	Debt Secured By Church Physical Assets	Other Debt	Total APPORTIONED To Local Church For All Causes Paid To AC Treasurer	Total PAID By Local Church For All Apportioned Causes To AC Treasurer	General Advance Specials	World Service Special Gifts	Annual Conference Advance Specials	Youth Service Fund	Other Funds For Connectional Mission And Ministry
DISTRICT	27a	27b	28	29	30	31	32	33	34	35a	35b	37	38	39	40	41
East District	2	44	2438	2016	78625	123539024	13654000	3291267	77750	1080975	1080975	14973	0	15665	0	13793
Metro District	12	217	19480	17408	277470	580183921	93066900	40138005	678318	5194932	5013327	79919	0	40647	0	45643
North Central District	34	633	30787	22686	153818	328557872	41699493	148304455	2053181	4613861	4225634	128036	0	4024	0	30301
Northwest District	6	41	3261	4569	59074	142334156	20010721	3341814	53010	1310736	1310745	18256	0	21877	1810	102121
TOTAL 2015	54	935	55966	46679	568987	1174614973	168431114	195075541	2862259	12200504	11630681	241184	0	82213	1810	191858
TOTAL 2014	59	1025	49980	46580	547920	1180598644	159538876	156379380	2413618	12019346	11528071	188535	0	72186	905	245135
Inc/Dec 2015 over 2014	-5	-90	5986	99	21067	-5983671	8892238	38696161	448641	181158	102610	52649	0	10027	905	-53277
% of Increase/Decrease	-8.47%	-8.78%	11.98%	0.21%	3.84%	-0.51%	5.57%	24.75%	18.59%	1.51%	0.89%	27.93%	0.00%	13.89%	100.00%	-21.73%

Recapitulation Table 4

	CONNECTIONAL PROGRAMS										MINISTERIAL SUPPORT						
	Annual Conference Special Sunday Offerings	Benevolences Directly To UM Causes (Not To AC Treasurer)	Benevolences Paid Directly To Non-UM Benevolent And Charitable Causes	Human Relations Day	One Great Hour Of Sharing	Peace With Justice	Native American Ministries	World Communion	UM Student Day	Direct-Billed Clergy Non-Health Benefits (Pension)	Direct-Billed Clergy Health Benefits	Base Compensation To Pastor	Base Compensation To Associate(s)	Housing And Utilities And/Or Related Allowances—Pastor And Associate(s)	Accountable Reimbursements—Pastor And Associate(s)	Other Cash Allowances (Non- Accountable) —Pastor And Associate(s)	Salary And Benefits For Deacons
DISTRICT	42	43	44	45a	45b	45c	45d	45e	45f	46	47	48	49	50	51	52	53
East District	3772	225062	688984	188	1308	213	295	751	172	225556	247192	1656953	97864	535871	145872	56616	16266
Metro District	11250	1909149	4122592	1064	5057	1010	1338	3844	1212	772939	840506	4040878	1991054	2397294	186710	131467	694379
North Central District	15213	1480870	4308836	427	10407	200	464	1412	506	657973	709569	3232744	1751697	2443084	265228	236264	953222
Northwest District	6688	44779	668169	300	7909	284	332	800	440	258549	295064	1947479	162670	618581	147290	155456	75167
TOTAL 2015	36923	3659860	9788581	1979	24681	1707	2429	6807	2330	1915017	2092331	10878054	4003285	5994830	745100	579803	1739034
TOTAL 2014	58029	4067362	9685684	1468	35649	3072	1300	6635	1730	1852264	2057696	10836106	3808098	6062666	852761	565839	1894192
Inc/Dec 2015 over 2014	-21106	-407502	102897	511	-10968	-1365	1129	172	600	62753	34635	41948	195187	-67836	-107661	13964	-155158
% of Increase/Decrease	-36.37%	-10.02%	1.06%	34.81%	-30.77%	-44.43%	86.85%	2.59%	34.68%	3.39%	1.68%	0.39%	5.13%	-1.12%	-12.62%	2.47%	-8.19%

Recapitulation Table 5

	LOCAL CHURCH EXPENDITURES						RECEIVED FOR ANNUAL BUDGET/SPENDING PLAN								
	Salary And Benefits For All Other Church Staff	Program Expenses	Other Operating Expenses	Principal And Interest On Indebtedness, Loans, Mortgages, Etc.	Capital Expenditures For Building, Improvements, And Major Equipment Purchases	TOTAL AMOUNT PAID BY LOCAL CHURCH ON ALL EXPENDITURES	Number Of Households Giving To Local Church	Amount Received Through Pledges	Amount Received From Non-Pledging, But Identified Givers	Amount Received From Unidentified Givers	Amount Received From Interest and Dividends	Amount Received From Sale of Church Assets	Amount Received Through Building Use Fees, Contributions, And Rentals	Amount Received Through Fundraisers And Other Sources	TOTAL INCOME FOR ANNUAL BUDGET/SPENDING PLAN
DISTRICT	55	56	57	58	59	60	61	62a	62b	62c	62d	62e	62f	62g	62
East District	2285918	550430	1904483	416659	1234325	11420156	4428	3093795	5969072	405783	39293	119814	59120	344214	10031091
Metro District	18986594	4183832	9217582	7259632	6931999	68866044	20025	34323286	18208079	1635971	201734	44250	1481699	1423945	57318964
North Central District	16596684	2719668	7576250	9504665	4764300	61617678	22506	35001239	17104670	998704	45104	187717	955557	1062521	55355512
Northwest District	2760258	615358	2530743	477001	2250073	14364224	5252	3745657	7007301	408607	46841	2103	97629	525712	11833850
TOTAL 2015	40629454	8069288	21229058	17657957	15180697	156268102	52211	76163977	48289122	3449065	332972	353884	2594005	3356392	134539417
TOTAL 2014	39085107	8096968	21341811	16949339	12120341	151418949	52732	73676682	49595766	3436726	315805	238162	2508442	3386329	133157912
Inc/Dec 2015 over 2014	1544347	-27680	-112753	708618	3060356	4849153	-521	2487295	-1306644	12339	17167	115722	85563	-29937	1381505
% of Increase/Decrease	3.95%	-0.34%	-0.53%	4.18%	25.25%	3.20%	-0.99%	3.38%	-2.63%	0.36%	5.44%	48.59%	3.41%	-0.88%	1.04%

Recapitulation Table 6

	RCVD FOR CAPITAL CAMPAIGNS/SPECIAL PROJECTS					RECEIVED FROM OTHER SOURCES			
	Capital Campaigns	Memorials, Endowments, Bequests	Other Sources & Projects	Received For Specials And Other Directed Benevolences	TOTAL INCOME FOR DESIGNATED CAUSES	Equitable Compensation Funds	Advanced Special, Apportioned And Connectional Funds	Other Grants And Financial Support From Institutional Sources	Total Income From Connectional And Other Sources Outside Church
DISTRICT	63a	63b	63c	63d	63	64a	64b	64c	64
East District	1233487	287389	736569	117685	2375130	57080	23387	169991	250458
Metro District	7025440	2265816	8350336	1371459	19013051	2802	356628	529678	889108
North Central District	7925978	301706	736636	1711435	10675755	9750	417299	9800	436849
Northwest District	1053245	681470	418496	263913	2417124	5790	5840	5000	16630
TOTAL 2015	17238150	3536381	10242037	3464492	34481060	75422	803154	714469	1593045
TOTAL 2014	19181283	5468769	3220619	3466624	31337295	84049	880415	870399	1834863
Inc/Dec 2015 over 2014	-1943133	-1932388	7021418	-2132	3143765	-8627	-77261	-155930	-241818
% of Increase/Decrease	-10.13%	-35.33%	218.01%	-0.06%	10.03%	-10.26%	-8.78%	-17.91%	-13.18%