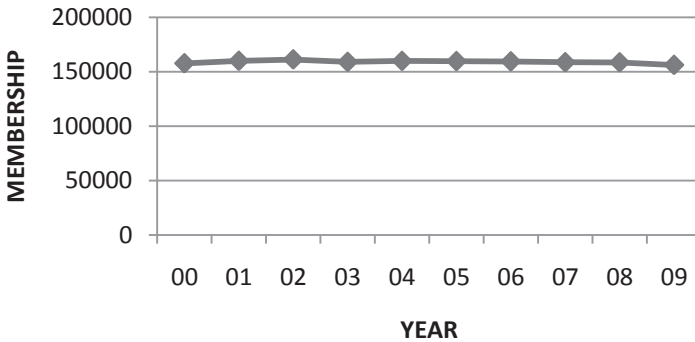


XVII. REPORT OF CONFERENCE STATISTICIAN

The 2009 statistics continue to indicate that different results are needed from the churches of the North Texas Conference. Despite the remarkable growth of the 20 counties which comprise the conference, it is striking to note that the total membership, the average worship attendance, the number of new members received, the number of professions of faith, and the average Sunday School attendance of the churches of the North Texas Conference are all less than ten years ago.

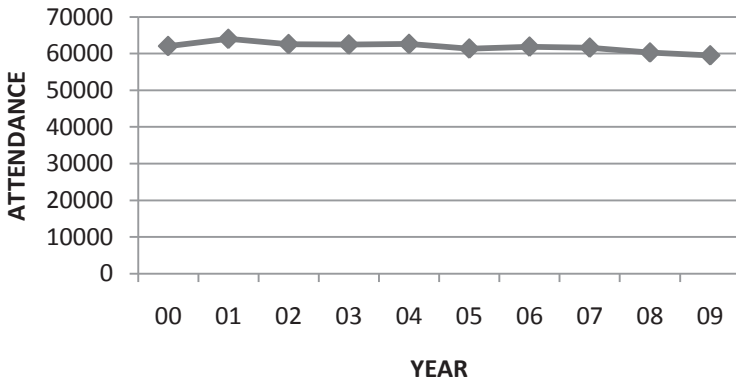
The total conference membership at the close of 2009 was 156,284, a decrease of 2,322 persons or 1.5% from 2008 and the fifth year in a row of decline.

TOTAL CONFERENCE MEMBERSHIP

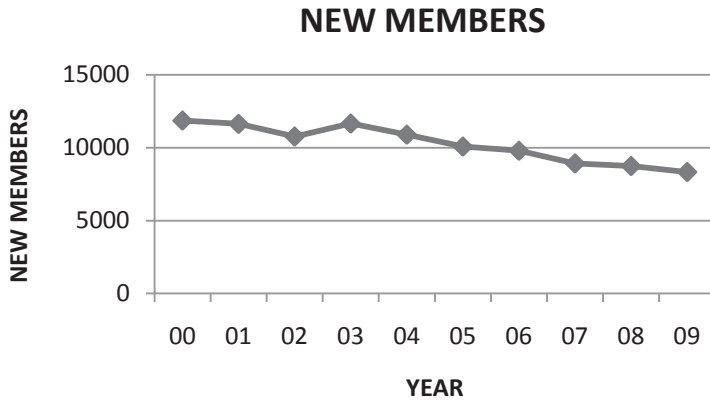


Average worship attendance declined in 2009 to 59,527, decreasing by 774 persons or 1.3%. The ratio between worship attendance and membership remained steady at 38.1%.

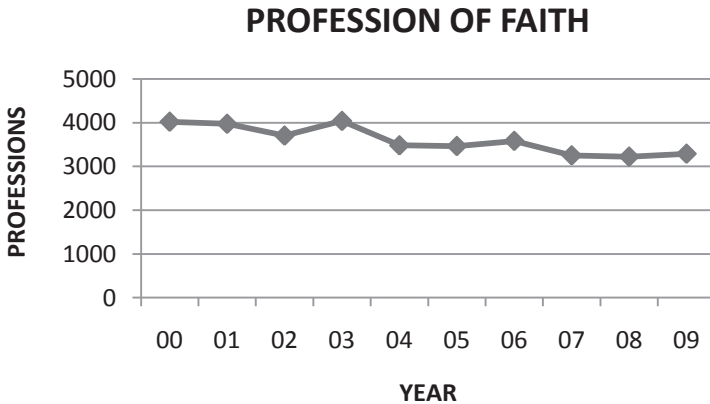
AVERAGE WORSHIP ATTENDANCE



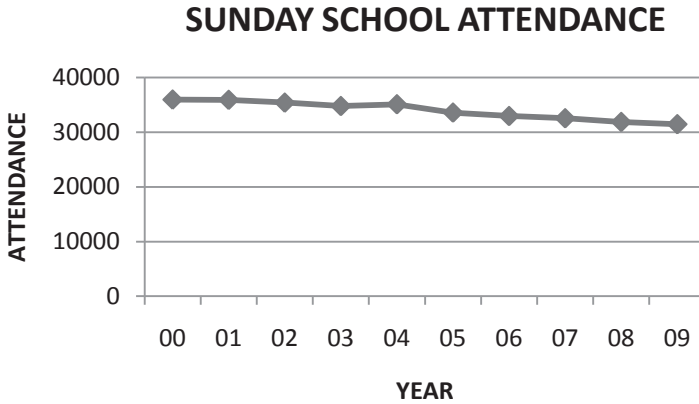
The number of new members received by our churches decreased to 8,331 in 2009, a drop of 412 persons or 4.7% from 2008. This was by far the lowest number of new members received in more than a decade.



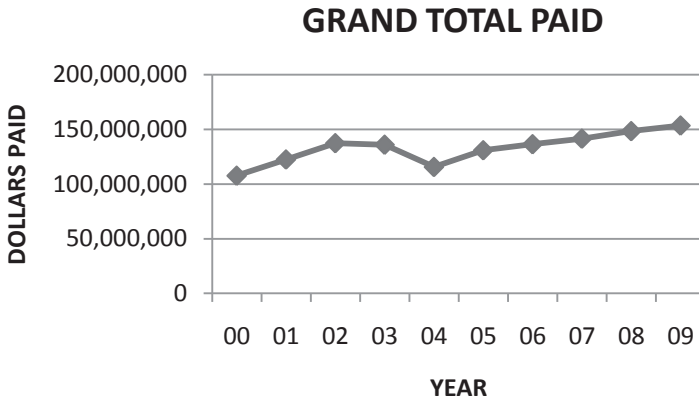
One positive is that our professions of faith increased in 2009 by 67 persons or 2.1%. We give thanks for the 3,291 persons who came to know Christ and joined our churches by profession of faith last year.



The average Sunday School attendance decreased for the fifth year in a row and the ninth time in the past decade to 31,449, a decrease of 412 persons or 1.3%. Hopefully, participation in other small groups for learning accounts for some of the difference.



The grand total paid to all causes, in a year of continued economic challenge and uncertainty, increased by 3.6% to \$153,504,481. We continue to be thankful for the faithful generosity of United Methodists in North Texas.



While we continue to have confidence in the strength and vitality of the churches of the North Texas Conference, this statistical report continues to call us all to take notice of the situation and to take concrete steps to increase our effectiveness in making disciples of Jesus Christ for the transformation of the world in the years ahead.

DALLAS-DENTON

Statistical Table No. 1

CHURCH NAME	CHURCH MEMBERSHIP										FULL MEMBERS AT CLOSE OF YEAR									
	RECEIVED					REMOVED					ASIAN					MULTI-RACIAL				
	1	2A	2B	2C	3	4	5A	5B	5C	6	7	8	9A	9B	9C	9D	9E	9F	9G	9
	Total Professing Members At Close Of Last Year	This Year On Profession Of Christian Faith	Restored By Affirmation	Previous Year's Reporting Errors-Total Professing Membership By Addition	From Other United Methodist Churches	From Other Denominations	Charge Conference Action	Withdrawn	Previous Year's Reporting Errors - Total Professing Membership By Subtraction	Transfer To Other United Methodist Churches	Transfer To Other Denominations	Death	Asian	AA/Black	Hispanic/Latino	Native American	Pacific Islander	White	Multi-Racial	Total Professing Members At Close Of This Year
31 Kirkwood	329	0	0	0	3	3	0	0	0	0	0	8	0	0	4	129	0	0	0	322
32 Korean Central	1195	22	0	0	0	203	0	0	0	0	152	10	1251	0	0	0	0	0	7	1258
33 Northgate	230	0	0	0	6	2	7	0	0	0	9	1	3	2	39	2	0	0	172	3
34 Oak Haven	69	1	0	0	0	0	0	0	0	0	0	0	0	0	0	0	0	0	70	0
35 Plymouth Park	1124	16	1	34	14	11	14	34	0	26	12	14	3	13	14	3	0	0	1067	0
36 Justin	200	2	0	0	0	0	2	0	0	0	0	2	0	0	6	0	2	205	0	213
37 Krum	243	4	1	2	5	7	0	11	0	3	0	0	0	3	1	0	0	244	0	248
38 Lake Cities	747	8	0	0	10	6	3	33	0	4	0	5	3	4	37	4	0	659	19	726
39 Chin's Chapel	67	5	2	0	4	3	0	0	0	0	0	1	0	0	0	1	0	79	0	80
40 Lewisville First	1483	21	4	50	17	11	95	19	0	42	17	15	4	11	13	3	0	1351	18	1400
41 Living Faith	51	1	0	0	0	0	0	0	0	0	5	0	46	0	0	0	0	1	0	47
42 Vision Korean UM Fellowship	30	0	0	0	0	0	0	0	0	0	30	0	0	0	0	0	0	0	0	42
43 Vista Ridge	652	13	12	677	5	3	58	30	597	31	11	1	5	12	8	2	0	599	8	654
44 Bouton Memorial	188	5	0	3	1	7	11	6	0	3	13	2	0	1	0	1	0	167	0	169
45 Elm Ridge	41	0	0	0	0	0	0	0	0	0	0	1	0	5	0	0	0	35	0	40
46 Oak Grove	133	7	0	7	0	0	0	0	0	0	0	2	0	0	0	0	0	145	0	145
47 Pilot Point	132	6	0	0	2	0	0	0	0	3	0	4	0	0	0	0	0	133	0	133
48 Ponder	89	5	0	0	3	10	0	0	0	5	6	0	1	0	2	0	0	93	0	96
49 Sanger	85	0	0	0	0	0	0	0	0	0	0	1	0	1	0	0	0	83	0	84
50 Stony	23	0	0	0	0	0	0	0	0	1	1	0	0	0	2	0	0	20	0	22
51 The Colony	975	15	2	0	6	6	34	3	10	15	5	5	9	20	25	1	2	875	0	932
52 Trophy Club Fellowship	501	8	0	15	5	0	21	0	0	0	8	0	0	0	9	0	2	479	10	500
53 Central Korean Fellowship	128	0	0	0	0	0	0	0	0	0	128	0	0	0	0	0	0	0	0	53
54 DALLAS-DENTON DIST	0	0	0	0	0	0	0	0	0	0	0	0	0	0	0	0	0	0	0	0
TOTAL 2009	35168	667	54	797	506	700	733	553	1042	385	498	30	1665	1070	545	35	21	30919	125	3438
TOTAL 2008	34902	770	112	797	640	756	528	389	1042	445	294	1694	1021	527	527	38	20	31790	78	35168
Inc/Dec 2009 over 2008	266	-103	-58	0	-134	-56	205	163	0	144	7	-29	49	19	-3	1	1	-871	47	-787

DALLAS-DENTON

Statistical Table No. 2

CHURCH NAME	CHURCH MEMBERSHIP				CHURCH SCHOOL AND SMALL GROUP MINISTRIES										UMM		UMW			
	Avg Attendance At All Weekly Worship Services	Number Of Persons Baptized This Year (All Ages)	Baptized Members Who Are Not Professing Members	Number Of Other Constituents	Total Enrolled In Confirmation Classes This Year	Children In All Christian Formation Groups And Small Group Ministries	Youth In All Christian Formation Groups And Small Group Ministries	Young Adults In All Christian Formation Groups And Small Group Ministries	Adults In All Christian Formation Groups and Small Group Ministries	Total Christian Formation Participants	Avg Weekly Attendance (all ages) In Sunday School	Persons (all ages) Active In Covenant Discipleship Groups	Participants In Vacation Bible School	Number Of Classes (All Ages) For Learning In Sunday School	Number Of Classes (All Ages) For Learning Other Than Sunday School	Number Of Short-Term Classes And Groups (All Ages)	Membership In United Methodist Men	Amount Paid for Projects	Membership In United Methodist Women	Amount Paid For Local Church And Community Work
1 Argyle	517	25	192	419	20	402	125	4	18	549	173	120	226	14	15	14	20	3000	0	29
2 Aubrey	31	4	1	10	0	3	5	0	15	23	8	0	15	3	0	2	6	0	8	0
3 Adersgate	208	2	1	74	8	60	43	0	88	191	168	0	86	13	7	0	0	0	0	0
4 Carrollton First	580	19	5	20	7	72	77	55	172	376	168	224	42	3	5	76	1311	205	1184	4
5 Cambodian Fellowship	78	0	0	0	0	16	4	0	30	55	42	0	7	3	0	18	0	30	0	5
6 Holy Covenant	283	8	82	0	11	275	123	9	321	728	131	64	130	13	22	0	0	0	0	6
7 Coppell First	769	27	509	372	61	511	317	118	1066	2012	406	47	350	38	17	16	25	0	140	0
8 Corinth Faith	218	12	120	37	15	100	70	15	140	325	98	110	250	11	10	6	0	0	0	0
9 Christ Foundry Fellowship	101	12	12	175	0	50	40	5	60	135	35	60	0	3	0	15	0	0	0	0
10 Cochran Chapel	119	4	11	50	0	14	11	7	38	70	57	16	0	6	1	7	0	0	0	0
11 Dallas Korean	32	8	0	0	0	9	9	22	11	51	41	14	19	5	0	3	0	0	0	0
12 Lovers Lane	1391	65	506	606	24	465	342	95	987	1889	930	1572	363	43	131	50	127	3500	259	51707
13 Northaven	234	8	6	157	8	110	29	7	212	358	98	0	77	11	8	3	0	0	39	0
14 Oak Lawn	171	15	10	120	0	20	2	25	100	147	80	25	15	10	5	5	0	0	0	0
15 Dallas St. Paul	150	2	2	2	4	15	20	10	30	75	15	0	118	2	4	2	20	0	0	0
16 Schreier Memorial	125	6	0	0	0	10	30	8	29	77	45	17	43	6	5	3	0	58	7500	16
17 University Park	481	27	26	48	16	170	50	67	579	866	338	188	230	28	59	29	0	150	11425	17
18 Walnut Hill	233	5	43	82	9	20	25	1	293	339	143	28	23	10	0	7	15	413	95	2410
19 Ashbury	177	0	10	93	10	66	20	10	95	191	117	37	102	9	7	2	25	200	60	400
20 Blue Mound	65	0	6	39	0	14	3	5	64	86	47	0	47	7	3	1	0	0	16	4789
21 Cooper Creek	30	0	3	4	0	10	10	3	15	29	20	0	0	2	1	0	0	0	0	0
22 Denton First	690	22	201	726	19	319	55	25	312	711	492	41	278	35	0	33	0	150	3982	22
23 Denton Trinity	291	9	147	59	6	42	31	16	136	225	201	16	123	16	5	6	25	465	0	0
24 Chapel Hill	136	6	0	85	2	35	8	4	45	92	70	27	35	13	5	12	14	100	35	2400
25 Farmers Branch Christ.	347	12	9	329	2	88	60	46	477	671	244	230	288	30	12	4	10	500	75	1500
26 Hope	35	3	25	32	0	10	15	15	52	40	40	0	4	4	0	0	0	0	0	26
27 Webb Chapel	80	16	22	0	15	1	0	23	39	32	7	35	5	2	3	0	0	11	824	27
28 Flower Mound	344	19	14	0	16	120	58	4	226	408	222	74	215	18	11	10	13	100	104	5440
29 Triesch Memorial	1572	72	40	79	100	1366	267	100	1718	3451	792	475	1200	69	30	21	150	3300	0	0
30 Irving First	399	1	2	79	5	43	25	200	246	514	208	0	100	15	5	4	18	0	0	0

DALLAS-DENTON

Statistical Table No. 2

CHURCH NAME	CHURCH MEMBERSHIP				CHURCH/SCHOOL AND SMALL GROUP MINISTRIES										UMM		UMW			
	Avg Attendance At All Weekly Worship Services	Number Of Persons Baptized This Year (All Ages)	Baptized Members Who Are Not Professing Members	Number Of Other Constituents	Total Enrolled In Confirmation Classes This Year	Children In All Christian Formation Groups And Small Group Ministries	Youth In All Christian Formation Groups And Small Group Ministries	Young Adults In All Christian Formation Groups And Small Group Ministries	Adults In All Christian Formation Groups and Small Group Ministries	Total Christian Formation Participants	Avg Weekly Attendance (all ages) In Sunday School	Persons (all ages) Active In Covenant Discipleship Groups	Participants In Vacation Bible School	Number Of Classes (All Ages) For Learning In Sunday School	Number Of Classes (All Ages) For Learning Other Than Sunday School	Number Of Short-Term Classes And Groups (All Ages)	Membership In United Methodist Men	Amount Paid for Projects	Membership In United Methodist Women	Amount Paid For Local Church And Community Work
31 Kirkwood	128	11	12	13	14	15	16	17	18	19	20	21	22	23	24	25	26	27	28	29
32 Korean Central	1456	55	350	58	25	40	35	60	625	149	422	55	150	8	14	2	5	0	9	0
33 Northgate	121	2	5	14	0	10	12	0	56	78	53	0	98	26	126	27	0	0	0	0
34 Oak Haven	38	0	0	20	0	6	3	0	20	29	17	0	20	4	1	5	13	0	21	0
35 Plymouth Park	423	10	9	0	5	93	146	6	288	533	239	259	113	17	14	2	0	0	112	1830
36 Justin	115	1	40	0	10	15	30	0	60	105	78	20	80	7	3	4	0	0	0	0
37 Krum	128	5	61	25	7	38	9	12	42	101	38	5	64	6	5	0	0	0	0	0
38 Lake Cities	239	7	6	75	7	57	98	0	229	384	91	0	118	11	7	7	36	1000	42	4000
39 Chin's Chapel	54	1	0	58	0	14	9	0	22	45	10	14	0	2	2	3	0	0	0	0
40 Lewisville First	558	13	156	75	13	410	181	12	309	912	295	92	320	26	23	19	0	0	0	0
41 Living Faith	38	1	0	0	0	5	4	5	26	40	35	0	15	3	2	0	14	0	14	0
42 Vision Korean UM Fellowship	0	0	0	0	0	0	0	0	0	0	0	0	0	0	0	0	0	0	0	0
43 Vista Ridge	314	7	0	60	13	22	43	14	70	149	95	0	253	11	9	16	0	0	0	0
44 Baton Memorial	130	11	11	127	0	44	16	3	65	128	45	0	45	6	6	2	28	600	18	1056
45 Elm Ridge	27	0	4	8	0	0	0	0	0	0	0	0	0	0	0	0	0	0	0	0
46 Oak Grove	85	3	20	0	3	6	9	0	28	43	8	0	27	5	0	0	0	0	12	2200
47 Pilot Point	56	4	0	0	6	12	8	0	15	35	12	0	0	4	0	0	0	0	0	0
48 Ponder	85	6	30	4	3	8	8	2	14	32	26	0	72	4	2	0	0	0	0	0
49 Sanger	71	0	11	51	0	10	6	1	19	36	20	5	90	8	0	2	13	2475	20	4875
50 Stony	15	0	3	6	0	4	1	2	16	23	11	0	0	2	0	0	0	0	0	0
51 The Colony	306	9	0	12	7	25	17	8	85	135	103	0	123	13	1	3	17	700	20	3120
52 Trophy Club Fellowship	321	6	5	333	0	75	35	15	225	350	218	22	200	13	2	6	15	3100	0	0
53 Central Korean Fellowship	0	0	0	0	0	0	0	0	0	0	0	0	0	0	0	0	0	0	0	0
54 DALLAS-DENTON DIST	14595	540	2715	4660	442	5623	2712	1028	9842	19205	7533	3820	6380	670	576	393	712	20964	1751	110622
TOTAL 2009	14746	682	3219	3458	559	5623	2712	1028	9842	19205	7419	0	6380	670	576	393	712	54021	1816	12446
Inc/Dec 2009 over 2008	-151	-142	-504	1202	-117	5623	2712	1028	9842	19205	7419	0	6380	670	576	393	712	-33057	-65	-13839

DALLAS-DENTON

Statistical Table No. 3

CHURCH NAME	MISSION AND COMMUNITY MINISTRIES						PROPERTY AND OTHER ASSETS						CONNECTIONAL PROGRAMS						
	30a	30b	31a	31b	32	33	34	35	36	37	38	39	40a	40b	42	43	44	45	46
1 Argyle	0	19	16	196	2	58	0	0	4120000	59888	3350254	0	62585	62589	158	0	0	0	6520
2 Aubrey	0	0	0	0	0	0	0	441000	60000	49582	0	5570	1000	0	0	0	0	0	0
3 Aldersgate	0	0	1	0	0	5	56	3609473	107316	1263268	0	32088	32088	0	0	0	0	0	0
4 Carrollton First	1	6	7	55	4	723	4	15457279	1041475	9814706	0	93073	93073	1103	0	0	0	0	1158
5 Cambodian Fellowship	0	0	0	0	0	0	0	255000	32112	175000	0	0	0	0	0	0	0	0	0
6 Holy Covenant	0	0	6	201	8	293	3	2764200	125793	37380	29754	60152	200606	3099	0	0	0	0	6703
7 Coppell First	0	0	6	292	2	311	12	8000000	715970	209193	41656	200606	200606	3498	0	0	0	0	15621
8 Corinth Faith	0	0	25	0	0	2	25	750000	304293	435000	0	22785	22785	3871	0	0	0	0	681
9 Christ Foundry Fellowship	0	0	0	0	3	150	7	5000	612532	0	0	0	0	0	0	0	0	0	15381
10 Cochrin Chapel	1	1	5	42	3	71	1	4324200	1250000	1250000	0	27523	27523	0	0	0	0	0	1200
11 Dallas Korean	0	0	0	0	0	0	0	0	0	0	6050	5850	0	0	0	0	0	0	0
12 Lovers Lane	0	0	11	145	6	703	18	38441000	10742000	4567000	480000	470851	470851	220	0	0	0	0	39765
13 Northaven	0	0	3	25	1	150	21	2300000	145000	2010000	0	71322	71322	0	0	0	0	0	4000
14 Oak Lawn	0	0	0	0	34	115	10	6805868	600000	0	0	59673	59673	0	0	0	0	0	0
15 Dallas St. Paul	0	0	0	26	0	4	550	2500000	366228	112464	0	41264	20632	0	0	0	0	0	460
16 Scheiber Memorial	1	0	0	0	1	157	2	3742740	479402	239499	120	41832	41832	0	0	0	0	0	2889
17 University Park	1	14	2	44	563	180	16	2000	24630539	3235333	50000	232261	232261	0	0	1927	0	0	12652
18 Walnut Hill	0	0	1	5	3	255	20	1850	7804676	253662	575753	63793	63793	5577	0	1996	0	0	7327
19 Ashby	0	0	0	30	1	50	3	2000	2350080	80130	846209	38924	26776	0	0	0	0	0	100
20 Blue Mound	0	0	2	23	1	123	11	500	1388240	283814	0	8682	8682	269	0	0	0	0	500
21 Cooper Creek	0	0	0	0	0	0	0	310000	109040	0	0	4862	4870	0	0	0	0	0	0
22 Denton First	1	15	2	54	7	221	15	600	2353025	2474204	2514763	75600	177800	177800	2110	0	0	40	1400
23 Denton Trinity	1	22	2	14	2	150	8	245	2141000	739000	0	41539	41539	520	0	0	0	0	250
24 Chapel Hill	2	10	0	0	5	5000	20	5000	3212370	398749	0	27056	27056	2568	0	659	0	0	1678
25 Farmers Branch Christ	4	76	12	120	3	240	5	1000	7192050	3110000	876624	0	104664	104664	19552	0	0	0	11445
26 Hope	0	0	0	0	0	0	0	995210	15000	0	0	8801	2670	0	0	0	0	0	0
27 Webb Chapel	0	0	0	0	2	25	4	90	6819350	26233	0	13966	7005	0	0	110	0	0	180
28 Flower Mound	0	0	7	180	6	370	3	512	4906178	142126	1686576	12026	75368	0	0	0	0	0	13
29 Tretsch Memorial	0	0	10	900	7	1436	8	600	11691698	1919522	2853222	315944	315944	15790	0	0	0	0	2073
30 Irving First	1	14	2	0	1	45	0	0	11753416	601930	1424969	8000	92125	92125	1300	0	0	0	995

DALLAS-DENTON

Statistical Table No. 4

	CHURCH NAME	CONNECTIONAL PROGRAMS										MINISTERIAL SUPPORT						
		47	48	49	50a	50b	50c	50d	50e	50f	51	52	53	54	55	56	57	58
1	Axyle	0	0	32025	20	1193	231	153	445	0	8205	7216	52920	0	47080	0	0	36051
2	Attreby	0	0	0	0	0	0	0	0	0	3972	0	4100	0	2923	250	0	0
3	Aldersgate	0	0	0	0	0	0	0	0	0	7673	7872	45573	0	5792	2500	10920	0
4	Carrollton First	366	0	155136	0	0	0	0	0	433	17452	15744	76450	28688	6360	0	0	0
5	Cambodian Fellowship	0	0	4700	0	0	0	0	0	0	0	0	0	0	0	0	0	0
6	Holy Covenant	0	320	24962	0	829	0	0	0	0	12477	10496	56200	10321	30834	4238	3840	56670
7	Coppell First	0	16451	61670	0	0	0	0	0	0	17309	15744	85340	31251	63574	10758	0	141680
8	Cerinth Faith	0	1923	1791	0	0	0	0	0	0	8148	7872	48200	0	25000	0	1237	0
9	Christ Foundry Fellowship	0	0	695	0	0	0	0	0	0	7817	7216	59648	0	25000	974	1200	0
10	Coehran Chapel	0	0	0	0	0	0	0	0	0	0	0	0	0	0	0	0	0
11	Dallas Korean	0	0	0	0	0	0	0	0	0	0	0	8000	0	0	0	0	0
12	Lovers Lane	0	0	801527	0	0	0	0	0	0	51560	47232	125484	205677	199384	0	0	0
13	Northaven	0	0	0	0	0	0	0	0	0	8337	7872	63598	0	9391	0	0	0
14	Oak Lawn	0	0	0	0	0	0	0	0	0	12423	7872	57500	5000	54000	2000	0	0
15	Dallas St. Paul	0	0	0	0	0	0	0	0	0	7493	0	37036	3180	37036	9472	2794	0
16	Schreier Memorial	792	2646	12078	0	0	0	0	0	0	7981	7872	48517	0	13895	7509	0	0
17	University Park	0	60990	21698	0	0	0	0	0	0	17361	15744	93600	31240	74136	5908	0	167595
18	Walnut Hill	1671	5428	2668	0	183	0	0	598	336	8558	7872	52536	0	32000	0	7032	13140
19	Ashbury	0	0	12640	0	0	0	0	0	0	7725	7216	58500	0	24000	2290	0	0
20	Blue Mound	392	279	4184	0	0	50	25	0	0	7310	7872	36209	600	2400	0	0	0
21	Cooper Creek	0	214	4648	0	0	0	0	0	0	0	0	798	0	12198	500	0	0
22	Denton First	440	9797	53569	100	300	310	310	100	100	20411	19680	70200	49117	67486	7000	0	0
23	Denton Trinity	0	800	3400	0	266	0	0	157	0	8122	7872	41862	0	27235	3236	0	0
24	Chapel Hill	654	0	0	0	0	0	0	0	0	7655	7872	34596	0	17580	0	4600	0
25	Farmers Branch Christ	0	0	25131	0	880	0	0	0	0	8878	7872	69600	0	28334	5845	6399	0
26	Hope	0	0	0	0	0	0	0	0	0	2462	2624	24442	0	11250	1500	0	0
27	Webb Chapel	0	499	1678	49	88	55	63	61	0	6133	6560	29670	0	14860	500	2400	0
28	Flower Mound	0	0	35974	96	74	116	106	762	0	15900	15744	43003	39408	52000	4394	0	0
29	Tritsch Memorial	10659	0	241421	0	0	0	0	0	0	23318	20992	98000	80831	127644	20995	0	107230
30	Irving First	2151	1750	50325	0	0	0	0	0	0	8799	7872	65904	18433	48000	2499	7032	0

DALLAS-DENTON

Statistical Table No. 4

CHURCH NAME	CONNECTIONAL PROGRAMS										MINISTERIAL SUPPORT						
	47	48	49	50a	50b	50c	50d	50e	50f	51	52	53	54	55	56	57	58
31 Kirkwood	0	0	24531	0	0	0	0	0	0	3627	3936	29855	0	4561	1354	6294	0 31
32 Korean Central	0	0	125742	0	0	0	0	0	0	7936	8510	34800	0	0	12000	7773	0 32
33 Northgate	15	0	383	56	266	55	54	70	0	7551	7872	42635	0	3600	0	0	0 33
34 Oak Haven	0	0	0	0	0	0	0	0	0	3566	0	15000	0	7785	0	0	0 34
35 Plymouth Park	2377	0	0	0	0	0	0	0	15890	15744	65920	36409	0	14395	0	0	0 35
36 Jtsim	0	0	0	0	0	0	0	0	8037	7872	50807	0	1800	3000	0	0	0 36
37 Krum	0	9696	2336	0	0	0	0	0	7790	8414	39300	0	5286	7350	0	0	0 37
38 Lake Cities	0	0	0	0	0	0	0	0	7847	7872	32772	1703	42400	2033	0	0	0 38
39 China's Chapel	0	0	600	0	0	0	0	0	6498	6560	37667	0	10000	0	0	0	0 39
40 Lewisville First	0	0	258495	0	0	0	0	0	8911	7872	58643	0	40000	0	0	0	0 40
41 Living Faith	0	300	2400	0	0	0	0	0	0	0	8200	0	13200	0	0	0	0 41
42 Vision Korean UM Fellowship	0	0	0	0	0	0	0	0	0	0	0	0	0	0	0	0	0 42
43 Vista Ridge	503	0	11158	0	281	0	180	126	15674	15744	58758	34298	37918	7412	10920	0	0 43
44 Button Memorial	147	95	4452	0	0	0	0	0	7274	7216	49118	0	17000	1291	0	0	0 44
45 Elm Ridge	0	0	0	0	0	0	0	0	1686	0	1700	0	4900	0	0	0	0 45
46 Oak Grove	0	0	0	0	0	0	0	0	6356	7212	37609	0	14400	1000	0	0	0 46
47 Pilot Point	0	0	0	0	0	0	0	0	4116	0	25000	0	300	2200	0	0	0 47
48 Ponder	0	0	0	0	0	0	0	0	0	0	6500	0	16000	0	6000	0	0 48
49 Sanger	0	0	27404	0	175	161	0	68	5967	7212	35075	0	12000	0	0	0	0 49
50 Stony	0	0	0	0	0	0	0	0	0	0	6500	0	0	0	400	0	0 50
51 The Colony	0	8885	0	0	0	0	0	0	15242	15744	52352	26098	37000	1764	0	0	0 51
52 Trophy Club Fellowship	4215	0	0	319	262	147	128	99	8128	7872	47683	0	27688	6339	5812	0	0 52
53 Central Korean Fellowship	0	0	0	0	0	0	0	0	0	0	0	0	0	0	0	0	0 53
54 DALLAS-DENTON DIST	27839	120073	2009421	640	3968	1954	839	2340	454976	414452	223380	603065	1474430	159066	84653	562366	60034
TOTAL 2008	4614	722	1819475	722	3220	905	780	1696	410892	418853	2184367	39013	648576	1480884	190566	101094	101094
Inc/Dec 2009 over 2008	23225	120073	189946	-82	748	1049	59	844	44084	-4401	39013	-45511	-46454	-31500	-16441	-37768	-37768

DALLAS-DENTON

Statistical Table No. 5

CHURCH NAME	LOCAL CHURCH EXPENDITURES						RECEIVED FOR ANNUAL BUDGET/SPENDING PLAN						TOTAL INCOME FOR ANNUAL BUDGET/SPENDING PLAN		
	60	61	62	63	64	65	66	67a	67b	67c	67d	67e		67f	67g
1 Arbyle	39980	108371	168977	70000	13598	1058290	303	625064	282428	18368	495	1061	638	73876	1001930
2 Aubrey	6020	10533	12030	0	0	61228	15	49582	16522	652	0	0	0	750	67506
3 Aldersgate	89559	7900	121434	235458	0	566769	119	222118	73975	14853	378	0	250	12655	324229
4 Carrollton First	3768336	51593	124049	650068	314001	2013510	374	584040	732748	13596	382	0	2120	0	1336066
5 Cambodian Fellowship	0	3500	12500	156000	21000	197700	0	0	67500	1700	0	0	0	2500	71700
6 Holy Covenant	180193	44000	140938	21730	19723	684936	221	4530825	80655	11822	280	0	3065	59879	606526
7 Coppell First	651705	144059	335236	324165	214211	2335977	1037	1598276	315286	34678	3130	0	17425	3462	1972557
8 Corinth Faith	96883	25340	67598	54959	29008	395296	136	224821	80673	4585	0	0	0	1996	312075
9 Christ Foundry Fellowship	0	5119	17561	0	0	38756	30	0	13657	9023	0	0	0	0	22680
10 Coeburn Chapel	90472	7671	50486	0	0	279207	128	0	253602	6489	5	0	25758	26737	312591
11 Dallas Korean	3800	11100	11350	0	0	24250	22	0	24250	0	0	0	0	0	24250
12 Lovers Lane	1423603	592029	890164	114147	4206000	9182643	1200	2231790	823919	105731	19685	0	252468	196598	3630191
13 Northaven	278959	68883	178087	125083	189000	1004532	186	594630	30000	36272	110	0	41300	35367	737679
14 Oak Lawn	244122	54065	197629	0	44632	738916	181	334489	147276	15374	18876	0	72492	43478	651346
15 Dallas St. Paul	100673	19544	72409	9966	263693	584472	171	0	307602	18716	0	0	1200	5115	332633
16 Scheiber Memorial	74463	28835	161853	50575	3538	463315	139	305576	53825	6343	2040	0	49938	6899	424021
17 University Park	1020237	203726	245980	920061	850564	3973580	540	1509722	547420	24967	42816	0	19178	0	2144103
18 Walnut Hill	149045	26793	200240	51660	120629	759082	360	429735	74420	6953	2119	0	48974	6304	568505
19 Ashbury	122985	22412	63117	98260	84100	530321	170	385499	8779	10897	0	0	1000	0	406175
20 Blue Mound	5972	6228	12461	0	0	93433	45	0	73632	4855	0	0	2534	38	81059
21 Cooper Creek	300	1164	11000	0	0	35692	24	0	29230	9319	0	0	500	0	39049
22 Denton First	697493	88870	401128	179982	45168	1892911	1018	1378275	201558	21357	24155	0	39858	0	1665203
23 Denton Trinity	128213	9477	77188	45013	45000	440150	260	220477	109741	9432	0	0	33257	1282	374189
24 Chapel Hill	106486	19235	47457	0	0	278996	125	261307	0	4982	10136	0	40223	1191	317839
25 Farmers Branch Christ	347010	61608	212715	84762	15927	1010622	496	809383	105962	17076	0	0	0	0	932421
26 Hope	0	5675	6600	10560	0	67883	30	48238	14469	0	0	0	0	0	62697
27 Webb Chapel	19493	7586	56593	0	13768	167351	56	0	97281	3469	218	0	29353	4563	134884
28 Fretwell Mound	261454	42718	104401	248934	6495	946662	339	411823	280918	42940	1372	0	3287	39093	779433
29 Truett Memorial	1157398	76632	483310	407459	0	3190823	1455	9256994	1918374	57344	2578	0	66916	4420	2976626
30 Irving First	279963	87986	157958	273147	3869	1113549	350	0	810335	26636	8515	0	18130	6014	869630

DALLAS-DENTON

Statistical Table No. 5

CHURCH NAME	LOCAL CHURCH EXPENDITURES						RECEIVED FOR ANNUAL BUDGET/SPENDING PLAN										TOTAL INCOME FOR ANNUAL BUDGET/SPENDING PLAN
	60	61	62	63	64	65	66	67a	67b	67c	67d	67e	67f	67g	67		
31 Kirkwood	19411	4428	32165	0	30830	178500	122	14120	125087	12762	0	0	0	15401	1276	168646	31
32 Korean Central	312300	240071	240584	409022	39921	1528659	780	1528659	1530589	272947	3569	0	0	0	125555	1932660	32
33 Northeast	48853	2611	36903	290513	0	467423	114	84042	81507	3120	0	0	0	13655	7708	190032	33
34 Oak Haven	3225	1300	41381	0	0	80327	18	0	0	71564	0	0	0	0	0	71564	34
35 Plymouth Park	204472	108116	218553	0	0	809874	225	695970	147842	11747	618	0	0	11225	39858	907260	35
36 Justin	61853	52320	45371	8985	9534	267982	102	202170	8964	25050	0	0	0	2446	0	238630	36
37 Krum	26127	10651	22595	85563	1500	242294	148	56649	87246	5202	151	0	0	2200	2066	153514	37
38 Lake Cities	128016	21492	85186	48800	0	427662	302	288870	97427	14276	0	0	0	1382	3505	405460	38
39 China's Chapel	5000	13445	12760	0	8700	108375	31	0	76679	14148	1618	0	0	8295	1375	102115	39
40 Lewisville First	232083	20123	123179	158880	56929	1052092	405	661213	226331	56024	101	0	0	23755	21523	968947	40
41 Living Faith	0	1000	13700	7560	0	47360	0	0	27420	4700	0	0	0	1350	6870	40540	41
42 Vision Korean UM Fellowship	0	0	0	0	0	0	0	0	0	0	0	0	0	0	0	0	42
43 Vista Ridge	273832	65824	106511	145064	5495	832474	361	532767	173311	9729	292	0	0	4295	71675	792069	43
44 Button Memorial	73538	12684	33279	45200	3785	279311	81	10420	186636	981	1047	0	0	2425	0	201509	44
45 Elm Ridge	0	200	4890	0	0	14716	18	0	12000	8607	0	0	0	0	0	20607	45
46 Oak Grove	0	0	42138	0	0	117881	50	0	0	0	335	0	0	1200	4374	5909	46
47 Pilot Point	11690	8655	17687	0	0	79081	52	86649	0	0	0	0	0	0	0	86649	47
48 Ponder	32040	7000	10500	0	0	89124	54	0	112000	5000	2940	0	0	0	0	119940	48
49 Sanger	1440	6212	16601	0	2060	122624	51	48304	16486	4389	50	0	0	10505	0	79734	49
50 Stury	0	0	1335	7365	0	18446	12	0	15455	2630	0	0	0	0	0	18085	50
51 The Colony	142923	10409	85958	26280	0	486022	317	297504	118770	11207	72	0	0	19691	31390	478634	51
52 Trophy Club Fellowship	170207	60869	83832	133449	9463	609492	250	408338	155203	10110	121	0	0	16910	1111	590934	52
53 Central Korean Fellowship	0	0	0	0	0	0	0	0	0	0	0	0	0	0	0	0	53
54 DALLAS-DENTON DIST	10059458	2481417	5943517	5494979	6672161	41992451	13023	17989670	974090	1062622	151384	20423	904799	849503	30753390	32830719	54
TOTAL 2009	9565763	2699402	5994826	7919390	2718862	40496850	13459	17055455	11889202	1139465	192786	251024	912532	1390255	2060745	32830719	
TOTAL 2008	495695	-217985	-53309	-2424411	3953299	1495601	-436	934215	-214212	-76843	-41402	-236002	-7733	-540752	-2077329		

Inc/Dec: 2009 over 2008

DALLAS-DENTON

Statistical Table No. 6

	CHURCH NAME	RCVD FOR CAPITAL CAMPAIGNS/SPECIAL PROJECTS				RECEIVED FROM OTHER SOURCES					
		68a	68b	68c	68d	68e	69a	69b	69c	69	
1	Averye	178811	870	12177	791858	0	0	0	0	0	1
2	Aubrey	6823	225	0	708	0	0	0	0	0	0
3	Aldersgate	141266	0	0	141266	0	0	0	0	0	0
4	Carrollton First	288325	40	446291	889792	0	0	0	0	0	0
5	Cambodian Fellowship	0	0	0	0	0	0	0	0	0	0
6	Holy Covenant	106843	32363	6537	145743	0	0	0	0	0	0
7	Coppel First	254797	5034	27096	286927	0	0	0	0	0	0
8	Carroll Faith	159648	0	23137	186656	0	0	0	0	0	0
9	Christ Foundry Fellowship	126161	0	0	126161	0	0	169030	0	0	169030
10	Cochran Chapel	1185	1400	5393	7978	0	0	0	0	0	0
11	Dallas Korean	0	0	0	0	0	0	0	0	0	0
12	Lovers Lane	3793673	789848	3946	5498395	0	0	0	0	0	0
13	Northaven	189000	0	0	189000	0	0	0	0	0	0
14	Oak Lawn	0	8050	0	8050	0	0	0	0	0	0
15	Dallas St. Paul	51393	20	200528	256191	0	0	0	0	0	0
16	Schreber Memorial	57780	8660	0	66440	0	0	0	0	0	0
17	University Park	1906582	19410	0	1919992	0	0	0	0	0	0
18	Walnut Hill	78794	4212	33928	39426	0	0	0	0	0	0
19	Ashbury	0	0	23725	23725	0	0	0	0	0	0
20	Blue Mound	0	8830	739	9569	0	0	0	0	0	0
21	Cooper Creek	0	0	214	214	0	0	0	0	0	0
22	Denton First	253644	13122	0	266766	0	0	0	0	0	0
23	Denton Trinity	67000	0	0	67000	0	0	0	0	0	0
24	Chapel Hill	317839	0	0	317839	0	0	0	0	0	0
25	Farmers Branch Christ	0	5500	119125	54501	0	0	0	0	0	0
26	Hope	0	0	0	0	0	0	0	0	0	0
27	Webb Chapel	0	6253	0	354	0	0	0	0	0	0
28	Flower Mound	168523	425	18718	187666	0	0	0	0	0	0
29	Tritsch Memorial	991322	5060	0	996382	0	0	0	0	0	0
30	Irving First	306580	62918	0	363498	0	0	0	0	0	0

DALLAS-DENTON

Statistical Table No. 6

CHURCH NAME	RCVD FOR CAPITAL CAMPAIGNS/SPECIAL PROJECTS				RECEIVED FROM OTHER SOURCES				
	68a	68b	68c	68d	68	69a	69b	69c	69
31 Kirkwood	0	2390	19128	0	21518	0	0	30000	30000
32 Korean Central	738117	0	0	0	738117	0	0	0	0
33 Northgate	0	422881	0	501	423382	0	0	0	0
34 Oak Haven	0	707	0	0	707	0	0	0	0
35 Plymouth Park	0	4830	0	78766	83596	0	0	0	0
36 Justm	41431	6502	0	0	47933	0	0	0	0
37 Krum	91639	0	0	11932	103571	0	0	0	0
38 Lake Cities	0	5305	0	375	5680	0	0	0	0
39 China's Chapel	22249	1015	0	250	23514	0	0	0	0
40 Lewisville First	0	572	0	4136	4708	0	0	0	0
41 Living Faith	0	0	0	0	0	0	0	0	0
42 Vision Korean UM Fellowship	0	0	0	0	0	0	0	0	0
43 Vista Ridge	0	0	0	5993	5993	0	5000	0	5000
44 Bottom Memorial	11000	260	0	3255	14515	0	0	0	0
45 Elm Ridge	0	0	0	0	0	0	0	0	0
46 Oak Grove	0	0	0	1475	1475	5742	0	0	5742
47 Pilot Point	0	0	0	0	0	0	0	0	0
48 Ponder	0	0	0	0	0	0	0	0	0
49 Sanger	8002	561	0	27808	36371	6134	0	0	6134
50 Stary	57	0	0	0	57	0	0	0	0
51 The Colony	0	1421	71567	8892	81880	0	0	0	0
52 Trophy Club Fellowship	13071	371	0	19306	32414	0	0	0	0
53 Central Korean Fellowship	0	0	0	0	0	0	0	0	0
54 DALLAS-DENTON DIST	0	0	0	0	0	0	0	0	0
TOTAL 2009	10359555	1418721	2470446	472958	14721680	11876	5000	206530	2234006
TOTAL 2008	8099969	360216	918680	0	9378865	6114	30000	175219	2113333
inc/Dec 2009 over 2008	2259586	1058505	1551766	472958	5342815	5762	-25000	31311	12073

DALLAS NORTHEAST

Statistical Table No. 1

CHURCH NAME	PASTORS NAME	CHURCH MEMBERSHIP																				
		REMOVED					RECEIVED															
		Total Professing Members At Close Of Last Year	2A	2B	2C	3	4	5A	5B	5C	6	7	8	9A	9B	9C	9D	9E	9F	9G	Total Professing Members At Close Of This Year	
1	Creekwood	537	27	7	0	32	34	8	2	0	14	4	0	1	5	3	0	0	2	596	2	609
2	Allen First	2300	73	3	0	16	25	0	10	43	20	10	8	1	19	0	0	0	2	2290	0	2326
3	Good Seed	247	5	2	0	1	12	0	0	0	3	35	0	0	0	0	0	0	6	0	0	229
4	Suncreek	1599	70	11	0	47	26	0	104	0	65	36	1	3	20	0	0	1	1518	2	1547	
5	Capeville	62	0	0	0	0	7	0	0	0	0	0	0	0	5	1	0	0	63	0	69	
6	Cissa Linda	164	10	0	0	1	0	16	0	0	0	3	10	0	3	20	0	0	123	0	146	
7	Dallas Grace	309	4	0	0	17	10	55	3	49	0	3	8	13	11	2	0	0	192	1	227	
8	Greenland Hills	357	24	5	0	15	1	3	0	0	0	3	2	1	3	0	0	0	390	0	396	
9	Hamilton Park	2152	31	0	0	1	11	85	0	300	0	0	19	2	1782	0	0	0	7	0	1791	
10	Lake Highlands	1586	19	17	0	9	12	15	0	0	9	0	22	0	4	8	0	0	1585	0	1597	
11	Lakewood	252	2	0	0	0	7	10	0	4	0	3	4	0	4	4	0	0	248	0	256	
12	Owenwood	54	0	2	0	0	2	0	0	0	1	0	2	1	23	24	0	0	276	0	55	
13	Preston Hollow	291	5	0	0	10	2	0	0	0	0	8	0	2	2	2	0	0	270	0	300	
14	Ridgewood Park	393	9	0	0	12	4	0	5	0	9	5	10	1	3	1	1	0	383	0	389	
15	Spring Valley	2036	12	0	0	20	9	508	2	2	19	5	12	3	86	69	0	4	1367	0	1529	
16	White Rock	390	3	0	0	5	3	40	0	0	8	2	19	0	0	13	0	0	717	0	730	
17	Frisco First	889	35	0	0	75	25	0	4	0	7	0	6	3	4	5	0	0	993	2	1007	
18	Grace Avenue	1335	92	12	0	76	39	0	6	0	13	0	4	4	18	30	2	2	1444	31	1531	
19	Axe Memorial	385	4	0	1	3	8	20	0	2	6	0	5	0	4	4	0	0	358	2	368	
20	Buckingham	308	9	2	1	6	3	0	1	7	3	1	5	2	11	12	0	0	287	0	312	
21	Cornstone	329	10	0	0	9	3	0	0	0	2	2	1	10	5	4	0	0	327	0	346	
22	Garland First	1664	17	0	0	17	10	41	13	0	22	0	28	5	10	20	0	3	1563	3	1604	
23	New World	419	1	2	0	7	10	17	0	0	10	2	1	0	1	0	0	0	408	0	409	
24	Sun Juan Fellowship	118	10	0	0	10	8	0	5	0	0	1	0	0	140	0	0	0	0	0	140	
25	St. Philip's	368	1	5	0	3	6	31	0	0	11	7	3	1	11	4	8	0	306	2	331	
26	Wesley Korean	58	2	0	0	0	0	0	0	0	0	2	0	38	0	0	0	0	58	0	58	
27	Heath	410	7	0	0	3	7	0	0	0	4	0	1	0	1	1	0	1	419	0	422	
28	Josephine	23	8	0	0	0	0	0	1	0	0	0	0	0	0	0	0	0	25	0	30	

DALLAS NORTHEAST

Statistical Table No. 1

	CHURCH MEMBERSHIP											FULL MEMBERS AT CLOSE OF YEAR										
	RECEIVED						REMOVED															
CHURCH NAME	PASTOR'S NAME	1	2A	2B	2C	3	4	5A	5B	5C	6	7	8	9A	9B	9C	9D	9E	9F	9G	9	
29 Good Shepherd	Nancy Sherman	163	12	0	2	10	4	1	15	0	0	0	0	2	0	0	1	0	0	0	0	167
30 Mesquite First	Marsha Engle Middleton	942	10	4	0	2	5	146	20	1	14	13	14	13	30	23	1	0	688	0	0	755
31 Mesquite St. Mark	Sara Hardaway	256	0	1	0	3	0	46	7	1	3	1	2	0	4	2	0	0	194	0	0	200
32 St. Stephen	Gregory S Neal	196	5	0	0	4	3	0	0	0	1	0	0	3	3	6	0	0	185	9	0	207
33 Plano Christ	Don Underwood	7041	193	0	0	61	23	0	3	0	64	6	9	76	64	40	0	4	7042	10	0	7236
34 Custer Road	Ronald D. Henderson	6338	89	7	0	66	64	227	110	0	118	34	15	15	55	70	8	3	5889	40	0	6080
35 Plano First	Gary Mueller	3772	50	28	0	50	38	0	123	0	48	14	14	48	30	73	3	0	3585	0	0	3739
36 St. Andrew	C. Robert Hasley, Jr.	5711	108	0	0	84	137	0	6	0	51	12	13	62	45	52	0	0	5799	0	0	5958
37 Arapaho	Jack Soper	1131	15	0	0	17	11	0	9	0	20	0	5	3	28	3	4	0	1102	0	0	1140
38 Faith	Jerico JD Pagellao	210	7	0	0	2	10	0	0	0	2	2	2	178	29	0	0	0	10	6	0	223
39 Richardson First	Clayton Oliphant	5748	169	8	0	84	53	138	39	0	51	7	53	19	61	26	0	3	5633	8	0	5732
40 First Korean	Kwang Rae Park	120	0	0	0	4	3	0	0	0	4	4	0	117	0	0	0	0	2	0	0	119
41 Faith Bridge Fellowship	Frank Rahm	0	0	0	0	0	0	0	0	0	0	0	0	0	0	0	0	0	0	0	0	0
42 Rockwall First	Joe C Pool	2042	58	0	0	47	32	26	8	0	23	7	14	1	4	5	0	0	2091	0	0	2101
43 Rowlett First	Jan Davis	2036	59	4	0	24	24	219	0	0	11	0	8	4	32	32	0	0	1841	0	0	1909
44 Royse City First	Ann G. Willet	423	31	1	0	10	7	12	9	0	8	0	2	0	0	12	0	0	415	14	0	441
45 Sachse First	Anna Hosemann-Butler	381	9	1	0	12	10	6	0	0	3	6	3	4	5	4	0	0	382	0	0	395
46 Pleasant Valley	Phil Mercer	110	1	0	0	13	0	35	0	0	4	0	1	1	0	1	0	0	82	0	0	84
47 New Covenant	Mark T. Moore	288	4	1	0	0	1	8	0	0	4	1	0	0	13	15	3	3	246	1	0	281
48 Wylie	Kathryn Strempeke	745	19	0	0	21	15	47	22	2	14	8	5	0	15	10	3	2	672	0	0	702
49 Munger Place	Discontinued	211	0	0	0	0	0	191	0	0	20	0	0	0	0	0	0	0	0	0	0	0
50 DALLAS NORTHEAST DIST	Pat Beightel-Mahle	0	0	0	0	0	0	0	0	0	0	0	0	0	0	0	0	0	0	0	0	0
TOTAL 2009		57319	1328	123	4	916	723	1975	516	411	693	235	340	885	2441	802	27	31	51924	133	0	56243
TOTAL 2008		57350	1250	107	0	961	774	1302	680	0	627	218	296	919	2918	740	21	385	52238	98	0	57319
Inc/Dec 2009 over 2008		-31	78	16	4	-45	-51	673	-164	-411	66	17	44	-34	-477	62	6	-354	-314	35	0	-1076

DALLAS NORTHEAST

Statistical Table No. 2

CHURCH NAME	CHURCH MEMBERSHIP					CHURCH SCHOOL AND SMALL GROUP MINISTRIES										UMM		UMW			
	Avg Attendance At All Weekly Worship Services	Number Of Persons Baptized This Year (All Ages)	Baptized Members Who Are Not Professing Members	Number Of Other Constituents	Total Enrolled In Confirmation Classes This Year	Children In All Christian Formation Groups And Small Group Ministries	Youth In All Christian Formation Groups And Small Group Ministries	Young Adults In All Christian Formation Groups And Small Group Ministries	Adults In All Christian Formation Groups and Small Group Ministries	Total Christian Formation Participants	Avg Weekly Attendance (all ages) In Sunday School	Persons (all ages) Active In Covenant Discipleship Groups	Participants In Vacation Bible School	Number Of Classes (All Ages) For Learning In Sunday School	Number Of Classes (All Ages) For Learning Other Than Sunday School	Number Of Short-Term Classes And Groups (All Ages)	Membership In United Methodist Men	Amount Paid For Projects	Membership In United Methodist Women	Amount Paid For Local Church And Community Work	
1 Creekwood	394	16	195	12	13	14	15	16	17	18	19	20	21	22	23	24	25	26	27	28	29
2 Allen First	849	33	23	869	46	25	145	164	7	313	629	220	279	338	18	22	35	50	0	60	0
3 Good Seed	175	4	2	35	15	27	31	12	85	155	135	15	45	8	7	2	55	2500	85	5500	3
4 Snareck	583	22	469	51.5	102	811	405	12	263	1491	286	42	302	32	54	31	80	10000	45	6447	4
5 Coppville	28	0	0	10	0	0	5	9	12	9	35	8	0	0	1	0	0	0	0	0	5
6 Casa Linda	76	5	12	52	0	0	70	12	0	32	114	73	14	45	9	5	1	0	0	28	7756
7 Dallas Grace	120	6	40	48	1	21	15	18	30	84	41	0	51	5	0	1	0	0	26	15007	
8 Greendale Hills	187	5	80	61	8	45	25	0	139	209	107	0	80	9	3	3	0	0	0	0	8
9 Hamilton Park	450	23	0	0	21	100	25	25	200	350	75	40	60	10	9	12	15	70	38	21009	
10 Lake Highlands	518	11	8	121	14	150	75	0	826	1051	405	80	250	25	4	2	0	0	47	325	10
11 Lakewood	95	1	52	8	0	23	3	1	57	84	29	26	15	5	2	2	0	1000	29	1200	11
12 Owenwood	60	0	0	15	0	45	8	0	8	61	10	8	45	3	1	3	0	0	0	0	12
13 Preston Hollow	124	3	18	15	5	53	11	3	53	72	47	12	55	4	3	6	14	300	35	486	13
14 Ridgewood Park	222	9	114	92	8	76	50	13	62	201	136	26	149	13	8	8	16	4587	57	5692	14
15 Spring Valley	530	4	82	69	8	183	165	40	671	1059	267	111	243	15	19	13	0	0	99	96	18
16 White Rock	185	2	100	100	4	35	83	12	235	365	177	0	65	13	3	2	0	0	62	2770	16
17 Frisco First	529	37	314	246	12	263	64	0	210	537	293	0	450	32	0	33	17	2794	42	200	17
18 Grace Avenue	763	52	663	222	41	765	284	68	245	1362	454	445	907	44	21	29	0	0	0	0	18
19 Axe Memorial	179	3	29	30	1	15	20	10	120	165	134	40	45	13	5	5	0	0	28	429	19
20 Buckingham	151	1	42	53	8	15	8	5	92	120	80	0	52	9	3	6	0	0	32	1470	20
21 Cornerstone	147	6	34	42	12	24	30	12	76	142	72	0	63	11	0	5	26	289	0	0	21
22 Garland First	480	13	80	440	16	186	123	50	618	977	442	0	242	28	14	2	0	0	54	1048	22
23 New World	149	1	0	2	0	23	20	12	182	237	85	68	48	7	5	3	15	3475	0	0	23
24 San Juan Fellowship	80	12	0	10	0	27	12	14	22	75	30	22	15	3	4	0	13	0	15	0	24
25 St. Philips	166	4	21	80	3	34	24	4	180	242	125	140	70	15	7	13	0	0	20	2200	25
26 Wesley Korean	75	0	0	7	0	25	12	20	0	57	18	0	20	7	5	2	13	0	28	0	26
27 Heath	175	2	32	11	8	43	47	6	153	249	72	36	55	11	12	10	26	601	0	0	27
28 Josephine	22	6	1	0	5	2	7	0	10	19	7	4	16	1	2	1	1	0	0	0	28

DALLAS NORTHEAST

Statistical Table No. 2

CHURCH NAME	CHURCH MEMBERSHIP										CHURCH SCHOOL AND SMALL GROUP MINISTRIES										UMM		UMW	
	Avg Attendance At All Weekly Worship Services	Number Of Persons Baptized This Year (All Ages)	Baptized Members Who Are Not Professing Members	Number Of Other Constituents	Total Enrolled In Confirmation Classes This Year	Children In All Christian Formation Groups And Small Group Ministries	Youth In All Christian Formation Groups And Small Group Ministries	Young Adults In All Christian Formation Groups And Small Group Ministries	Adults In All Christian Formation Groups and Small Group Ministries	Total Christian Formation Participants	Avg Weekly Attendance (all ages) In Sunday School	Persons (all ages) Active In Covenant Discipleship Groups	Participants In Vacation Bible School	Number Of Classes (All Ages) For Learning In Sunday School	Number Of Classes (All Ages) For Learning Other Than Sunday School	Number Of Short-Term Classes And Groups (All Ages)	Membership In United Methodist Men	Amount Paid For Projects	Membership In United Methodist Women	Amount Paid For Local Church And Community Work				
29 Good Shepherd	95	5	17	26	3	12	9	4	31	56	30	25	22	23	24	25	26	27	28	29				
30 Mesquite First	294	4	125	265	5	15	20	0	133	168	158	0	150	16	2	12	0	0	47	1428				
31 Mesquite St. Mark	89	1	10	13	0	10	0	0	63	73	63	0	0	5	2	20	700	25	3508					
32 St. Stephen	96	3	1	51	2	6	38	3	57	104	87	0	42	7	5	2	0	0	0					
33 Plano Christ	1645	89	62	809	92	1455	998	383	2609	5446	1001	876	730	106	48	10	325	0	238					
34 Custer Road	1659	55	1528	638	80	1325	570	25	3335	5255	1198	868	757	61	92	62	75	2735	104					
35 Plano First	1302	59	617	301	32	509	254	101	893	1757	680	119	341	52	47	32	47	29540	154					
36 St. Andrew	1713	105	1809	6179	90	1887	1313	1413	2119	6732	896	385	624	66	41	46	120	21000	60					
37 Arapaho	309	10	315	500	10	236	66	42	319	663	186	0	120	16	6	7	25	5847	38					
38 Faith	152	3	55	58	6	42	30	17	130	219	81	70	167	10	5	4	40	1450	63					
39 Richardson First	2064	86	71	533	78	400	170	42	110	722	896	139	525	50	7	37	201	3550	181					
40 First Korean	135	3	50	2	7	30	24	25	94	173	90	4	15	11	1	1	47	200	51					
41 Faith Bridge Fellowship	0	0	0	0	0	0	0	0	0	0	0	0	0	0	0	0	0	0	0					
42 Rockwall First	854	47	486	289	44	513	290	75	373	1251	448	443	767	19	12	16	22	0	0					
43 Rowlett First	574	30	126	126	33	420	167	8	259	854	561	22	450	29	9	32	10	19738	60					
44 Rowse City First	248	14	29	56	11	67	47	10	174	298	185	75	89	12	7	8	0	0	29					
45 Schebe First	206	5	3	74	14	438	80	10	203	731	117	42	239	13	6	4	35	3263	47					
46 Pleasant Valley	54	2	1	22	0	0	0	0	10	10	21	0	0	3	0	0	11	0	13					
47 New Covenant	180	1	24	32	3	18	15	6	100	139	90	0	30	8	6	2	0	0	0					
48 Wylie	373	18	10	170	16	177	60	24	209	470	252	48	425	27	23	9	0	0	15					
49 Minger Place	0	0	0	0	0	0	0	0	0	0	0	0	0	0	0	0	0	0	0					
50 DALLAS NORTHEAST DIST	19594	821	7750	13362	889	10860	5955	2807	16491	36113	11373	6144	9650	908	704	590	1366	116474	2046					
TOTAL 2009	19772	893	7312	10280	942	10860	5955	2807	16491	36113	11372	6144	9650	908	704	590	1375	121162	1570					
TOTAL 2008	-183	-72	-438	-3082	-53	-10860	-5955	-2807	-16491	-36113	-1	-6144	-9650	-908	-704	-590	-5	-4688	-196					

Inc/Dec 2009 over 2008

DALLAS NORTHEAST

Statistical Table No. 3

CHURCH NAME	MISSION AND COMMUNITY MINISTRIES								PROPERTY AND OTHER ASSETS								CONNECTIONAL PROGRAMS							
	30a	30b	31a	31b	32	33	34	35	36	37	38	39	40a	40b	40c	41	42	43	44	45	46			
1 Creekwood	0	99	13	246	1	80	1	200	5047623	343265	3119156	0	47915	47915	4000	4000	0	1289	0	3676	1			
2 Allen First	3	162	8	243	1	263	3	172	7250000	625606	2537669	0	154884	154884	0	0	0	1100	0	830	2			
3 Good Seed	0	0	1	5	0	4	2	4	1500000	5000	940000	2500	17714	17714	0	0	0	0	0	0	0			
4 Stuncreek	5	46	16	533	1	124	19	2416	6499517	53616	4853175	0	106225	96809	0	0	0	250	0	750	4			
5 Copseville	0	0	0	0	0	0	4	14	285000	124905	0	0	4390	4390	0	0	0	0	0	0	5			
6 Casa Linda	0	0	0	262	6	262	6	60	4970000	1500	0	18645	24877	14024	0	0	0	0	0	100	6			
7 Dallas Grace	0	0	1	2	1	28	4	500	4797783	204997	41583	0	22364	22364	3492	0	0	733	0	100	7			
8 Greenland Hills	0	0	4	100	1	19	10	106	1500000	60000	0	0	32883	32883	550	0	0	0	0	0	8			
9 Hamilton Park	0	0	0	0	1	75	6	200	6390000	545000	958322	43958	146613	36323	0	0	0	0	0	1700	9			
10 Lake Highlands	3	25	3	7	1	244	1	210	5994404	86354	1564868	0	128279	128279	4104	0	0	0	0	890	10			
11 Lakewood	0	0	1	10	1	20	4	35	4630000	591058	111000	0	28171	28171	460	0	0	0	0	100	11			
12 Owenwood	0	0	2	12	0	1	75	3000000	294623	0	0	8678	830	0	0	0	0	0	0	0	12			
13 Preston Hollow	0	0	0	0	3	148	2	550	5764149	437636	0	0	33100	33100	114	0	0	900	400	1055	13			
14 Ridgewood Park	0	0	0	62	2	0	2	1230	3558811	110951	505837	0	39626	39626	9033	0	0	3960	0	1733	14			
15 Spring Valley	0	0	8	112	1	105	6	1520	5799250	538848	353961	0	133334	133334	0	0	0	0	0	800	15			
16 White Rock	0	0	3	15	2	75	0	75	7522000	61407	0	0	65756	65756	7613	0	0	0	0	657	16			
17 Frisco First	0	0	4	35	9	2025	0	0	9787540	32631	6397844	0	73390	73390	355	0	0	0	0	560	17			
18 Grace Avenue	6	115	13	255	15	1900	5	340	6126560	213839	5045633	30000	89468	89468	0	0	0	0	0	200	18			
19 Ave Memorial	1	20	1	35	5	5	1	1200	2605407	183000	0	0	32802	32802	50	0	0	2071	0	890	19			
20 Buckingham	0	0	1	25	1	50	1	30	2465800	76847	329350	0	26332	26332	0	0	0	0	0	0	20			
21 Commerce	0	0	5	46	4	52	2	357	1735946	13496	780711	0	132967	132967	641	0	0	0	0	1392	21			
22 Garland First	4	122	21	280	6	249	12	5010	7600000	1596546	767207	0	122035	122035	1276	0	0	0	0	6830	22			
23 New World	0	0	3	41	5	207	2	87	3058000	59919	1030919	0	35473	35473	75	0	0	0	0	305	23			
24 San Juan Fellowship	0	1	12	0	2	15	2	15	10000	0	0	0	0	0	0	0	0	0	0	0	24			
25 St. Philip's	0	0	2	15	0	6	45	44	2428942	42119	167524	0	31396	31396	0	0	0	0	0	0	25			
26 Wesley Korean	0	0	0	0	0	0	0	0	230000	2000	8000	0	8724	8724	8724	0	0	0	0	0	26			
27 Heath	2	37	3	38	3	123	7	118	2717133	186551	925191	0	42268	42268	0	0	0	0	0	0	27			
28 Josephine	0	0	1	5	0	0	4	10	130000	6000	0	0	2481	2481	0	0	0	0	0	0	28			

DALLAS NORTHEAST

Statistical Table No. 3

CHURCH NAME	MISSION AND COMMUNITY MINISTRIES								PROPERTY AND OTHER ASSETS						CONNECTIONAL PROGRAMS						
	30a	30b	30c	31a	31b	32	33	34	35	36	37	38	39	40a	40b	42	43	44	45	46	
29 Good Shepherd																					
30 Mesquite First	0	0	1	2	2	2	29	16	737	1134766	85338	112604	6300	16982	16982	346	0	0	0	0	661 29
31 Mesquite St. Mark	0	0	1	22	2	2	92	11	112	4862900	55546	1071618	0	68918	48242	0	0	0	0	0	1173 30
32 St. Stephen	0	0	4	93	2	2	80	4	408	1480000	137884	0	10142	25128	305	0	0	0	0	0	482 31
33 Piano Christ	0	0	2	1880	12	350	58	9	1130	1521898	38419	0	0	18451	18451	0	0	0	0	0	90 32
34 Custer Road	7	115	2	60	3	414	34	7400	18478004	1100083	2524853	12503100	0	374508	374508	2136	0	0	0	0	2250 33
35 Piano First	0	0	4	70	2	610	4	193	14500000	672187	5579901	0	417411	417411	690	0	1500	0	0	0	18181 34
36 St. Andrew	0	0	6	181	6	676	21	6057	28000000	2075000	10075000	0	371748	371748	5301	0	9920	0	0	0	4450 35
37 Arapaho	11	630	2	25	11	352	3	168	3497735	277643	147702	0	66124	66124	4063	0	0	0	0	0	42640 36
38 Faith	0	0	4	42	1	60	5	1000	1200000	61000	137420	0	18600	18600	0	0	0	0	0	0	1090 37
39 Richardson First	2	25	7	184	6	347	4	160	31940211	7176446	8936193	102781	406750	406750	40834	0	13762	0	0	0	47875 39
40 First Korean	24	200	0	0	0	0	0	0	150000	10000	0	0	13691	2290	0	0	0	0	0	0	0 40
41 Faith Bridge Fellowship	0	0	0	0	0	0	0	0	0	0	0	0	0	0	0	0	0	0	0	0	0 41
42 Rockwall First	0	0	4	72	9	305	6	1673	10647000	722788	4045638	16840	146760	146760	1800	0	3500	0	0	0	2200 42
43 Rowlett First	0	0	167	0	3	470	0	0	4050000	980318	886106	0	125026	125026	3550	0	0	0	0	0	850 43
44 Royse City First	0	0	4	57	0	0	0	5	2811000	102613	148024	0	30870	30870	1631	0	0	0	0	0	399 44
45 Seaside First	0	0	0	0	1	30	2	10	2492252	50224	886744	30000	36214	36214	250	0	0	0	0	0	2466 45
46 Pleasant Valley	0	0	0	0	0	0	0	0	510000	31417	0	0	9319	9319	0	0	0	0	0	0	0 46
47 New Covenant	0	0	3	50	1	30	1500000	0	40000	21000	0	0	23203	23203	0	0	0	0	0	0	533 47
48 Wylie	0	0	0	82	2	138	12	1730	3596227	295238	2123977	0	63714	63714	142	0	0	0	0	0	50 48
49 Minger Place	0	0	0	0	0	0	0	0	0	0	0	0	17338	8669	0	0	0	0	0	0	461 49
50 DALLAS NORTHEAST DIST	0	0	0	0	0	0	0	0	0	0	0	0	0	0	0	0	0	0	0	0	0 50
TOTAL 2009	72	1608	331	4942	136	10120	1746	44577	273463746	21049363	79952556	261166	3976745	3805344	95217	0	38985	0	400	0	14803 7
TOTAL 2008	75	1755	331	4942	136	10120	1746	44577	265352582	25791144	76958126	702105	3826258	177066	0	49835	0	335	0	0	324069
In/Dec 2009 over 2008	-3	-147	0	0	0	0	0	0	-813164	-4741801	2994430	-440939	3976745	-20914	-81849	0	-10850	0	65	0	-175432

DALLAS NORTHEAST

Statistical Table No. 4

	CHURCH NAME	CONNECTIONAL PROGRAMS										MINISTERIAL SUPPORT						
		47	48	49	50a	50b	50c	50d	50e	50f	51	52	53	54	55	56	57	58
1	Creekwood	700	5230	24179	0	0	0	0	0	0	8322	7872	57000	0	23000	40119	7032	0
2	Allen First	0	0	0	0	0	0	0	0	0	17359	15744	66500	94104	93533	4600	27565	55286
3	Good Seed	0	0	0	0	0	0	0	0	0	7585	7872	29422	500	7200	500	4200	0
4	Suncreek	0	0	79479	0	594	0	686	0	12099	11808	40265	41353	40764	2905	5460	0	0
5	Copville	0	16570	6160	0	0	0	0	0	0	20600	1700	0	0	0	0	0	0
6	Casa Linda	0	1000	1185	0	0	0	0	0	7656	7872	36000	0	20792	8700	0	0	0
7	Dallas Grace	124	65305	11254	89	461	271	138	288	7932	7872	43680	0	23230	4000	0	0	0
8	Greenland Hills	0	0	28667	0	0	0	0	0	7540	1968	58778	0	12000	5000	9670	24711	
9	Hamilton Park	0	0	37533	0	0	0	0	0	19718	19572	60660	37680	45610	9500	8740	0	
10	Lake Highlands	0	0	711	0	0	0	0	0	23897	23616	75542	68704	50544	11596	0	73542	
11	Lakewood	0	0	0	0	0	156	0	0	8019	7872	45784	0	23100	1200	0	14999	
12	Owenwood	0	0	0	0	0	0	0	0	0	0	20000	0	10000	0	0	0	
13	Preston Hollow	1100	0	300	208	76	107	103	127	8590	7872	49256	0	45000	15510	7940	0	
14	Ridgewood Park	0	12584	15394	0	5	20	0	0	7640	7872	45000	0	9560	8998	11170	0	
15	Spring Valley	0	0	26165	0	0	0	0	0	23303	22960	55318	62344	81099	4450	14686	80921	
16	White Rock	60	200	11900	0	0	0	0	0	9405	7872	85066	0	30000	7000	0	0	
17	Frisco First	1760	0	32563	40	979	150	464	60	16975	11808	76000	47175	51850	10484	0	0	
18	Grace Avenue	0	11260	40966	0	0	0	0	0	15876	7872	70963	58332	27500	0	12036	0	
19	Ave Memorial	4344	0	0	0	0	0	0	0	7837	7872	45235	17607	4143	4143	7032	0	
20	Buckingham	0	0	10033	0	0	0	0	0	7969	7872	42036	0	25200	6600	0	0	
21	Comerstone	0	0	20197	0	0	0	0	0	7523	7872	40578	367	16800	3239	0	0	
22	Garland First	2000	104897	1101	0	0	0	0	0	16839	15744	63715	30711	70000	5400	10920	59074	
23	New World	0	0	16576	0	0	0	0	0	8086	7872	59613	17875	1285	2521	3408	0	
24	San Juan Fellowship	0	0	0	0	0	0	0	0	0	0	12000	0	0	0	0	0	
25	St. Philip's	0	0	38122	0	0	0	0	0	8202	7872	21789	0	52395	4600	7032	0	
26	Wesley Korean	0	0	0	0	0	0	0	0	6297	7872	40750	0	9000	3000	3000	0	
27	Heath	0	5170	14352	0	0	0	0	0	7422	7872	42187	0	6594	2972	7032	0	
28	Josephine	0	450	1055	0	0	0	0	0	0	0	5200	0	0	0	0	0	

DALLAS NORTHEAST

Statistical Table No. 4

CHURCH NAME	CONNECTIONAL PROGRAMS										MINISTERIAL SUPPORT									
	47	48	49	50a	50b	50c	50d	50e	50f	51	52	53	54	55	56	57	58			
29 Good Shepherd	946	6452	3380	0	0	0	0	0	0	7628	7872	38429	0	12875	2894	0	29			
30 Mesquite First	0	5870	5701	0	0	0	0	0	0	8248	7872	52260	0	24281	8122	0	59603			
31 Mesquite St. Mark	0	705	411	0	0	0	0	0	0	7954	7872	45015	0	21720	5280	0	0			
32 St. Stephen	0	19101	0	0	0	0	0	0	0	7696	7872	47000	0	4572	0	0	0			
33 Plano Christ	0	17867	577626	0	584	0	0	15	0	29866	23616	143600	115437	137700	0	7032	0			
34 Custer Road	700	2442	8100	0	0	0	0	0	0	40756	35424	111440	139047	13928	22460	3562	130884			
35 Plano First	250	10706	30253	0	500	0	0	0	0	33388	31488	114853	98276	106800	10902	0	0			
36 St. Andrew	5000	0	286000	0	0	0	0	0	0	62227	55104	203200	295041	304160	7000	68600	173243			
37 Arapaho	0	15065	11132	0	679	0	0	0	0	16160	15744	61074	24973	55449	9767	0	0			
38 Faith	0	4244	4800	0	252	0	0	0	0	7283	7872	26642	20677	3591	5370	17472	0			
39 Richardson First	8712	252399	23646	0	0	0	0	3016	0	37933	31488	145765	145155	121000	0	0	70444			
40 First Korean	0	0	0	0	0	0	0	0	0	6182	0	32244	0	1200	2800	10500	0			
41 Faith Bridge Fellowship	0	0	0	0	0	0	0	0	0	1991	1968	0	0	0	0	0	0			
42 Rockwall First	2064	11530	7476	0	0	0	0	0	0	22431	21648	77450	32653	13681	13202	21840	14113			
43 Rowlett First	500	4179	13590	0	0	0	0	0	0	16485	15744	60514	19475	105800	8342	0	0			
44 Royse City First	1300	0	21031	0	0	0	0	0	0	10179	7872	9168	2375	58850	6000	0	0			
45 Sachse First	0	1127	35570	0	1968	0	0	0	0	8077	7872	44915	2000	2300	0	10920	0			
46 Pleasant Valley	0	0	0	0	0	0	0	0	0	16200	1230	3258	0	16200	1200	0	0			
47 New Covenant	0	0	0	0	0	0	0	0	0	7749	7872	33894	0	26000	2000	0	0			
48 Wylie	0	255	13541	0	168	0	0	0	0	15188	15744	45613	24708	39000	5853	0	0			
49 Minger Place	0	0	0	67	0	35	0	0	0	3727	3936	0	0	0	0	0	0			
50 DALLAS NORTHEAST DIST	29560	562587	1911970	404	4741	2264	729	4214	187	627283	557410	2598941	1367562	2032150	242129	318719	886820			
TOTAL 2009	9930	2777596	262	1359	1519	652	3371	391	581924	2659532	2121302	287821	302200	929764	16519	45602	42944			
TOTAL 2008	19630	562587	865626	142	3382	745	77	843	204	45359	44589	60591	18356	89152	45602	16519	42944			

line/Due 2009 over 2008

DALLAS NORTHEAST

Statistical Table No. 5

CHURCH NAME	LOCAL CHURCH EXPENDITURES						RECEIVED FOR ANNUAL BUDGET/SPENDING PLAN						TOTAL INCOME FOR ANNUAL BUDGET/SPENDING PLAN				
	60	61	62	63	64	65	66	67a	67b	67c	67d	67e		67f	67g	67h	
1 Creekwood	246986	84192	141345	349175	352353	1046577	392	591735	188176	18453	1902	0	0	0	800266	1	
2 Allen First	423238	90996	294620	242626	87948	1670523	749	1326394	216531	20078	0	0	0	6143	51834	1620980	2
3 Good Seed	42000	15000	18000	84560	0	233853	48	120000	130000	5000	0	0	0	0	0	255000	3
4 Suncrest	418444	71599	128545	140000	268430	1360240	683	683306	294155	23863	316	0	0	38016	20027	1034683	4
5 Copville	0	1218	19242	0	15303	70263	18	35719	6923	2383	0	0	0	0	0	45025	5
6 Casa Linda	58667	11517	69441	0	12312	249166	65	188542	21627	7431	70	0	0	18002	6730	212002	6
7 Dallas Grace	61798	9836	60963	6426	9607	339053	212	205738	59900	8425	1389	0	0	35088	5641	316181	7
8 Greenland Hills	111012	16071	52925	0	150383	512656	175	211484	71881	9961	1454	0	0	3900	27615	326295	8
9 Hamilton Park	246840	72543	318207	252142	0	1166768	536	0	916533	10808	1503	0	0	6270	301645	1236759	9
10 Lake Highlands	291578	17333	188124	155619	11995	1180074	495	813085	394768	15236	2607	0	0	775	184228	1244899	10
11 Lakewood	47169	1776	78712	11400	800	269418	56	155429	118076	3696	0	0	0	3575	11435	292211	11
12 Owenwood	11460	10849	32227	0	85346	151	0	48135	0	4857	15797	0	0	14670	1995	8554	12
13 Preston Hollow	124000	14399	49261	0	353015	63	248184	42000	17450	10000	0	0	0	0	0	317634	13
14 Ridgewood Park	134628	40117	87163	44400	25065	503978	173	282381	116213	31556	0	0	0	18624	0	449074	14
15 Spring Valley	357827	29611	56074	47838	18250	1251980	423	954958	122691	20103	2134	0	0	11187	30861	1141934	15
16 White Rock	196821	17147	44531	0	46036	530064	325	511800	0	11500	0	0	0	28500	0	551800	16
17 Frisco First	293030	74285	171725	375500	58401	1297660	605	804887	156714	20248	0	0	0	15231	0	997180	17
18 Grace Avenue	392538	117528	258366	193231	130738	1426874	797	1315744	20150	31961	15	0	0	1300	49692	1600262	18
19 Axe Memorial	80109	20600	78191	0	40525	357743	282	242258	54067	1782	4329	0	0	0	5560	307796	19
20 Buckingham	98998	11161	34887	34350	4842	310280	148	91550	150400	4694	1776	0	0	636	16129	265185	20
21 Cornerstone	67523	21554	47113	43191	126	249024	126	249024	25387	5543	60	0	0	175	17116	297505	21
22 Garland First	350946	49366	181616	317128	92492	1502090	515	4355509	517272	11515	892	0	0	636	0	968524	22
23 New World	48923	3001	58100	116095	0	377923	116	370621	67500	4500	50	0	0	17062	0	459733	23
24 San Juan Fellowship	0	11250	3600	0	0	38850	25	28800	12000	0	0	0	0	0	12000	52800	24
25 St. Philip's	99814	10469	43490	38400	1281	365363	219	0	311375	4853	573	0	0	2125	845	149771	25
26 Wesley Korean	0	10000	18000	15000	3000	116771	30	140000	90000	5000	0	0	0	0	0	190000	26
27 Heath	109743	15991	96720	109204	3843	471370	153	247163	50045	6558	272	0	0	1025	16505	361568	27
28 Josephine	0	350	5483	0	7347	22366	8	18330	100	0	0	0	0	0	0	18430	28

DALLAS NORTHEAST

Statistical Table No. 5

CHURCH NAME	LOCAL CHURCH EXPENDITURES						RECEIVED FOR ANNUAL BUDGET/SPENDING PLAN							TOTAL INCOME FOR ANNUAL BUDGET/SPENDING PLAN	
	60	61	62	63	64	65	66	67a	67b	67c	67d	67e	67f		67g
29 Good Shepherd	50575	1688	34220	15430	11023	211401	76	109285	6244	6851	135	0	0	3192	181707
30 Mesquite First	182067	26844	144179	88225	24612	692594	294	561383	16618	671	0	0	0	11135	590772
31 Mesquite St. Mark	39878	6916	40774	0	0	202440	98	181283	0	1405	2468	0	75	3189	188420
32 St. Stephen	55138	4929	37626	0	17739	220214	48	125269	26108	14066	659	0	1250	626	167978
33 Plano Christ	1045025	217485	508461	601013	2380680	6384901	2151	2562837	760793	55808	10449	0	12434	272021	3674342
34 Custer Road	1204648	233979	827995	838180	38246	4265643	1706	3144301	805771	77164	4333	0	700	18315	4050584
35 Plano First	694810	110621	390461	533503	0	2418842	1273	1504532	484936	26241	4386	0	107886	15077	2142258
36 St. Andrew	688563	186126	386462	1080817	219700	4453852	1857	3679850	1083925	93905	0	0	39091	0	4896771
37 Apatho	183091	44267	96034	19110	21113	644935	290	470298	147725	11178	4411	0	29455	38384	701451
38 Faith	0	10800	41650	13210	0	182563	169	115557	52253	10803	160	0	50	2401	178724
39 Richardson First	1380154	369321	624601	4717457	1991129	10431441	2113	3333149	685809	85123	5324	0	11128	0	4120533
40 First Korean	35000	5200	18500	16686	2000	132602	65	165500	0	2600	0	0	0	0	168100
41 Faith Bridge Fellowship	0	0	0	0	0	0	0	0	0	0	0	0	0	0	0
42 Rockwall First	367765	93225	343399	317445	111504	1822951	777	1167313	491838	7996	0	0	85007	0	1752154
43 Rowlett First	377711	66468	72412	101987	84433	1198866	765	631107	268479	23038	15032	0	0	92216	1029872
44 Royce City First	40501	18464	100705	23126	25471	357942	165	263752	42501	321	0	0	2933	10441	319948
45 Sarchie First	92778	19855	90016	154082	3276	5343776	185	262295	90044	14219	3025	0	4151	1187	374921
46 Pleasant Valley	1250	8457	15883	0	0	57861	57	50425	16000	0	0	0	0	66425	46
47 New Covenant	69275	2392	37172	18644	0	228734	82	157534	64959	6156	0	0	0	948	229597
48 Wylie	218084	27469	92916	223435	44088	829968	260	448266	226609	13265	429	0	2095	4601	695265
49 Mungier Place	0	0	0	0	0	0	0	0	0	0	0	0	0	0	0
50 Dallas Northeast Dist	0	0	0	0	0	0	0	0	0	0	0	0	0	0	0
TOTAL 2009	11040505	2358205	6540137	11338435	6199047	52684038	20019	28219968	10558298	831931	99225	0	519360	1067591	41296473
TOTAL 2008	10811238	2867379	6477148	8239174	5173150	49805923	18147	29086273	11217007	962943	121024	0	773559	1245292	43406098
Incl/Dec 2009 over 2008	229267	-809114	62989	3099261	1025897	2578115	1872	-866305	-658709	-131012	-21099	0	-254199	-177701	-210925

DALLAS NORTHEAST

Statistical Table No. 6

CHURCH NAME	RCVD FOR CAPITAL CAMPAIGNS/SPECIAL PROJECTS				RECEIVED FROM OTHER SOURCES				
	68a	68b	68c	68	69a	69b	69c	69	
29 Good Shepherd	150	2882	6512	2888	12432	0	0	0	29
30 Mesquite First	50937	625	0	4000	55562	0	0	0	30
31 Mesquite St. Mark	0	210	0	1116	1326	0	2000	2000	31
32 St. Stephen	29370	940	0	0	30310	0	0	0	32
33 Plano Christ	2948510	15968	0	0	2964478	0	0	0	33
34 Custer Road	596473	0	0	0	596473	0	0	0	34
35 Plano First	102022	10877	0	0	112899	0	0	0	35
36 St. Andrew	1789328	7740	0	0	1797068	0	0	0	36
37 Arapaho	0	1629	0	30306	31935	0	0	0	37
38 Faith	0	0	4085	0	4085	0	16400	16400	38
39 Richardson First	2315116	0	0	133844	2448960	0	0	0	39
40 First Korean	0	0	0	0	0	0	0	0	40
41 Faith Bridge Fellowship	0	0	0	0	0	0	0	0	41
42 Rockwall First	0	10855	0	9564	20419	0	0	0	42
43 Rowlett First	0	0	0	0	0	0	0	0	43
44 Royse City First	29106	1130	0	14437	44673	0	0	0	44
45 Sachse First	87904	2025	23408	34523	147860	0	3000	3000	45
46 Pleasant Valley	0	0	0	0	0	0	0	0	46
47 New Covenant	0	0	0	0	0	0	0	0	47
48 Wylie	55903	6532	23194	8120	93749	0	0	0	48
49 Klingler Place	0	0	0	0	0	0	0	0	49
50 DALLAS NORTHEAST DIST	9384803	286924	130240	470095	10272062	0	40000	216400	256400
TOTAL 2009	9894386	179306	1056860	0	11130552	0	54000	299144	353144
Inc./Dec 2009 over 2008	-509583	107618	-926620	470095	-858490	0	-14000	-82744	-96744

DALLAS SOUTH

Statistical Table No. 1

CHURCH MEMBERSHIP		REMOVED													FULL MEMBERS AT CLOSE OF YEAR						
		Total Professing Members At Close Of Last Year	2A	2B	2C	3	4	5A	5B	5C	6	7	8	9A	9B	9C	9D	9E	9F	9G	9
CHURCH NAME	PASTOR'S NAME	1	8	0	0	2	23	212	4	0	29	3	20	10	35	39	1	0	2618	10	2713
1 Aley	Eston Williams	121	8	0	0	2	2	0	8	1	0	0	5	0	0	6	0	0	113	0	119
2 Cedar Hill	Christopher L. Allen	486	0	1	0	6	9	13	5	0	3	5	9	0	4	8	0	0	452	2	467
3 College Mound	Larry Dean Davis	242	9	0	0	3	6	0	0	0	1	0	8	1	3	12	5	0	226	4	251
4 Crandall	James Wilkins	91	0	0	0	1	0	0	0	0	0	0	1	0	0	1	0	0	90	0	91
5 Arcadia Park	Cesar Rennie	19	0	0	0	0	0	0	0	0	0	0	0	0	1	2	0	0	16	0	19
6 Art Spirit Mission	Linda McLemore	1	0	0	0	0	0	1	0	0	0	0	0	0	0	0	0	0	0	0	0
7 Camp Wisdom	Jnet Bell Odum	232	1	0	0	4	0	4	0	9	4	2	0	218	0	0	0	0	57	0	218
8 Cockrell Hill	Maxie Moore	72	0	0	0	1	8	0	0	0	0	3	0	1	3	0	0	0	0	0	61
9 Community	Jackye Waiters-Lee	0	0	0	0	0	888	0	0	0	0	0	0	88	0	0	0	0	0	0	88
10 Elmwood	Earnest E. Walt	268	3	0	0	2	0	0	0	0	0	10	0	0	93	1	0	169	0	263	
11 Dallas First	John F. Fiedler	2832	19	53	0	34	23	212	4	29	3	20	10	35	39	1	0	2618	10	2713	
12 Glen Oaks	Sylvesta Sheld	63	3	0	0	3	1	0	1	0	0	0	0	0	62	2	0	5	0	69	
13 Highland Hills	Sharon Patterson	481	37	4	0	2	7	33	0	1	5	0	0	488	1	0	0	3	0	492	
14 Highland Park	Mark Craig	12955	316	8	31	171	158	0	51	96	12	143	10	21	25	2	4	13275	0	13377	
15 Kessler Park	Timothy E. McLemore	450	8	0	0	2	3	0	0	0	0	4	6	0	1	4	0	448	0	453	
16 Oak Cliff	Edgar Bezan	85	14	0	0	2	0	0	0	0	0	2	0	0	35	0	0	63	0	99	
17 Pleasant Mound-Urban Park	Annelda Crawford	64	0	2	0	0	0	4	0	2	0	4	0	4	9	0	0	43	0	56	
18 St. Luke "Community"	Lynne D Gordon	5987	40	26	0	15	45	96	0	1	2	8	0	5936	20	3	0	42	5	6006	
19 Southwood	Connie Milsap	20	0	0	4	0	2	0	0	2	0	4	0	1	1	0	0	14	0	16	
20 Tyler Street	Ed Lantz	814	12	0	0	8	3	0	6	15	6	22	3	4	58	3	0	710	10	788	
21 Umphress Road	Levy E. Laguardia	227	0	0	0	1	10	11	0	0	0	2	165	13	6	0	0	40	0	224	
22 Dallas Warren	Jackie Wickware	201	14	2	0	2	1	5	0	2	0	4	0	209	0	0	0	0	0	209	
23 Wheatland	Kay Hurd	110	5	0	0	2	1	0	0	2	1	7	9	0	0	0	0	95	2	114	
24 UM Church of the Disciple	Ouida Lee	140	7	0	0	22	13	40	1	5	0	1	0	121	1	0	0	11	2	135	
25 Daboto First	Mel Cartaway	312	7	0	0	2	0	10	13	1	2	0	3	5	1	0	0	286	0	294	
26 Duncanville First	Jim Bowden	1963	17	0	0	7	23	40	1	18	5	29	1	11	5	1	3	1887	9	1917	
27 Jubilee	Calvin L. Page	155	0	0	0	0	0	0	0	0	0	0	0	153	2	0	0	0	0	153	
28 Duncanville Trinity	Samuel Lee Caldwell	243	0	0	0	2	4	15	0	4	10	2	1	20	8	0	0	189	0	218	

DALLAS SOUTH

Statistical Table No. 1

CHURCH NAME	PASTOR'S NAME	REMOVED										RECEIVED										FULL MEMBERS AT CLOSE OF YEAR									
		Total Professing Members At Close Of Last Year	2A	2B	2C	3	4	5A	5B	5C	6	7	8	9A	9B	9C	9D	9E	9F	9G	Total Professing Members At Close Of This Year										
29 God's Kingdom	Darrah Pace	19	0	0	0	0	0	0	0	0	0	0	0	0	0	0	0	0	0	0	19										
30 Fomey	Jeff Garrett	364	24	0	0	7	5	0	34	6	0	3	1	3	7	0	0	0	346	0	357										
31 Immanuel Korean Fellowship	Seong J Park	44	5	8	12	1	26	4	2	4	0	78	0	0	0	0	0	0	4	2	84										
32 Grand Prairie First	Gifford Long	783	11	0	0	4	6	12	0	8	1	18	0	5	9	1	0	750	0	765											
33 New Beginnings Fellowship	Perry Crenshaw	0	0	0	0	0	0	0	0	0	0	0	0	0	0	0	0	0	0	0											
34 The Woods	Jill Jackson-Sears	385	5	13	0	1	2	0	0	2	0	11	1	21	22	0	4	330	15	393											
35 Kaufman First	David M. Carr	462	8	0	0	5	2	0	0	3	0	8	0	0	4	0	0	458	4	466											
36 Kemp	David A. Yunker	80	0	1	0	0	0	0	0	0	2	0	0	0	0	0	0	77	0	77											
37 Becker	David Yunker	45	0	0	0	0	0	0	0	0	0	0	0	0	0	0	0	43	0	43											
38 Laneaster First	Rick Hawkins	169	0	0	0	1	3	7	0	1	0	3	0	4	1	0	0	157	0	162											
39 Mahank	Chris Schoolcraft	452	7	1	0	4	2	16	6	2	0	6	0	1	10	1	0	424	0	436											
40 Wilson Chapel	Steven W Gibbs	20	0	0	0	0	0	0	0	0	0	0	0	0	0	0	0	20	0	20											
41 Rosser First	Steven W Gibbs	31	0	0	0	0	0	0	0	0	0	0	0	0	0	0	0	31	0	31											
42 Poetry	Mary Martin	57	0	1	0	0	0	0	0	0	0	0	0	0	0	0	0	55	0	55											
43 Sagaville First	Cameron Jerrod Greer	132	0	0	0	2	0	4	0	3	2	3	1	1	4	0	0	116	0	122											
44 Terrell First	David R. Rucker	483	2	0	0	3	5	24	0	0	1	11	4	0	0	0	0	453	0	457											
45 Terrell Warren Chapel	Joyce Polk Lloyd	31	2	0	0	0	0	0	0	0	0	0	0	33	0	0	0	0	0	33											
46 Lambuth	merged	83	0	0	0	0	0	43	0	40	0	0	0	0	0	0	0	0	0	0											
47 Crest-Moore King	merged	108	0	0	0	0	0	60	0	48	0	0	0	0	0	0	0	0	0	0											
48 DALLAS SOUTH DIST	Milton P Gutierrez	0	0	0	0	0	0	0	0	0	0	0	0	0	0	0	0	0	0	0											
TOTAL 2009		32382	584	120	47	429	361	667	100	75	308	354	278	7492	412	18	11	24116	65	32392											
TOTAL 2008		32375	584	142	0	403	352	486	228	0	277	137	346	247	7546	403	26	12	24092	56	32382										
Inc/Dec 2009 over 2008		7	0	-22	47	26	9	181	-128	75	31	-70	8	31	-54	9	-8	-1	24	9	10										

DALLAS SOUTH

Statistical Table No. 2

CHURCH NAME	CHURCH MEMBERSHIP				CHURCH/SCHOOL AND SMALL GROUP MINISTRIES										UMMM		UMW					
	Avg Attendance At All Weekly Worship Services	Number Of Persons Baptized This Year (All Ages)	Baptized Members Who Are Not Professing Members	Number Of Other Constituents	Total Enrolled In Confirmation Classes This Year	Children In All Christian Formation Groups And Small Group Ministries	Youth In All Christian Formation Groups And Small Group Ministries	Young Adults In All Christian Formation Groups And Small Group Ministries	Adults In All Christian Formation Groups and Small Group Ministries	Total Christian Formation Participants	Avg Weekly Attendance (all ages) In Sunday School	Persons (all ages) Active In Covenant Discipleship Groups	Participants In Vacation Bible School	Number Of Classes (All Ages) For Learning In Sunday School	Number Of Classes (All Ages) For Learning Other Than Sunday School	Number Of Short-Term Classes And Groups (All Ages)	Membership In United Methodist Men	Amount Paid for Projects	Membership In United Methodist Women	Amount Paid For Local Church And Community Work		
1 Aley	91	10	11	12	13	14	15	16	17	18	19	20	21	22	23	24	25	26	27	28	29	
2 Cedar Hill	212	1	57	0	0	0	0	0	0	42	42	38	0	0	0	0	0	0	18	4106	1	
3 College Mound	132	9	6	34	0	26	18	12	153	209	132	0	136	9	3	3	15	5000	15	675	3	
4 Crandall	140	0	1	10	6	15	11	0	16	42	13	0	26	4	1	1	5	300	4	0	4	
5 Arcadia Park	12	0	0	0	1	0	0	0	0	4	0	0	4	0	0	0	0	0	0	0	5	
6 Art Spirit Mission	0	0	0	0	0	0	0	0	0	0	0	0	0	0	0	0	0	0	0	0	6	
7 Camp Wisdom	115	1	0	0	0	0	22	12	21	45	100	10	40	75	2	3	7	17	200	5	50	7
8 Coakrell Hill	29	0	0	0	0	0	0	0	26	6	16	0	0	2	1	2	0	0	0	0	8	
9 Community	68	0	0	0	0	5	6	5	6	17	21	6	55	21	2	2	12	0	25	0	9	
10 Elmwood	141	4	21	36	16	16	41	22	12	52	127	62	23	57	8	2	5	0	21	400	10	
11 Dallas First	917	49	416	10551	33	361	84	109	802	1356	625	5	137	34	1	40	0	159	2500	11		
12 Glen Oaks	477	0	0	0	0	5	5	6	6	22	13	0	35	3	10	6	7	0	8	0	12	
13 Highland Hills	161	0	64	30	0	6	8	25	30	69	38	0	50	4	1	7	20	0	30	0	13	
14 Highland Park	4075	297	2775	9305	192	2350	850	400	725	4325	1844	700	1000	85	15	35	0	0	475	26950	14	
15 Kessler Park	151	9	77	34	12	79	30	5	18	132	80	0	203	12	8	3	15	0	28	875	15	
16 Oak Cliff	83	4	4	25	20	15	16	7	33	71	18	33	0	4	1	0	0	0	9	1250	16	
17 Pleasant Mound-Urban Park	30	0	0	1	0	125	35	0	45	205	18	5	131	2	2	2	0	0	17	1200	17	
18 St. Luke "Community"	1400	24	15	0	45	355	109	112	462	1038	95	0	195	8	7	10	55	2600	82	3900	18	
19 Southwood	15	0	0	0	6	0	0	2	5	7	5	0	0	0	0	0	0	0	0	0	19	
20 Tyler Street	322	5	25	55	4	51	27	35	295	408	190	0	107	15	10	7	0	0	0	0	20	
21 Umphress Road	208	4	44	79	6	50	12	25	70	157	72	15	132	12	3	2	25	3000	44	400	21	
22 Dallas Warren	115	2	2	4	0	5	6	4	58	73	58	20	50	7	4	4	14	0	60	100	22	
23 Wheatland	55	4	3	32	3	5	5	1	30	41	17	26	11	4	3	0	6	632	10	1065	23	
24 U.M. Church of the Disciple	160	13	0	25	11	15	12	0	35	62	32	45	69	7	2	20	250	35	1065	24		
25 DeSoto First	129	3	16	9	7	10	19	0	108	137	83	6	36	8	0	4	0	0	35	1000	25	
26 Duncanville First	466	8	212	209	13	20	85	20	443	568	241	31	325	25	6	11	25	2400	75	5000	26	
27 Jubilee	85	7	0	0	0	10	0	0	15	25	10	5	50	3	0	0	15	400	33	500	27	
28 Duncanville Trinity	98	0	3	80	0	0	12	16	42	52	122	55	18	69	7	3	9	14	1200	0	28	

DALLAS SOUTH

Statistical Table No. 2

CHURCH NAME	CHURCH MEMBERSHIP					CHURCH SCHOOL AND SMALL GROUP MINISTRIES										UMM		UMW				
	Avg Attendance At All Weekly Worship Services	Number Of Persons Baptized This Year (All Ages)	Baptized Members Who Are Not Professing Members	Number Of Other Constituents	Total Enrolled In Confirmation Classes This Year	Children In All Christian Formation Groups And Small Group Ministries	Youth In All Christian Formation Groups And Small Group Ministries	Young Adults In All Christian Formation Groups And Small Group Ministries	Adults In All Christian Formation Groups and Small Group Ministries	Total Christian Formation Participants	Avg Weekly Attendance (all ages) In Sunday School	Persons (all ages) Active In Covenant Discipleship Groups	Participants In Vacation Bible School	Number Of Classes (All Ages) For Learning In Sunday School	Number Of Classes (All Ages) For Learning Other Than Sunday School	Number Of Short-Term Classes And Groups (All Ages)	Membership In United Methodist Men	Amount Paid For Projects	Membership In United Methodist Women	Amount Paid For Local Church And Community Work		
29 God's Kingdom	225	11	7	179	2	38	53	12	112	215	114	94	123	17	0	3	0	0	0	42	1700	39
30 Forney	215	8	87	174	7	95	55	25	145	320	116	19	197	17	5	11	0	0	0	48	8755	30
31 Immanuel Korean Fellowship	65	0	1	0	8	7	5	11	31	15	0	10	3	2	0	18	0	0	30	0	31	
32 Grand Prairie First	311	14	126	93	6	46	52	32	165	295	124	68	123	15	6	23	35	6667	36	1376	32	
33 New Beginnings Fellowship	0	0	0	0	0	0	0	0	0	0	0	0	0	0	0	0	0	0	0	0	33	
34 The Woods	197	4	3	37	0	122	65	7	150	344	98	26	90	8	9	3	32	1000	73	1825	34	
35 Kaufman First	162	5	3	51	8	27	40	14	106	187	84	9	35	5	9	2	50	1500	80	1500	35	
36 Kemp	35	0	20	40	1	12	2	3	25	42	20	0	80	3	0	0	0	0	0	0	36	
37 Becker	15	0	2	15	0	0	0	0	0	0	0	0	0	0	0	0	0	0	0	0	37	
38 Laneater First	67	0	0	6	0	3	0	0	42	45	22	0	0	5	1	1	0	0	22	125	38	
39 Midank	225	11	7	179	2	38	53	12	112	215	114	94	123	17	0	3	0	0	42	1700	39	
40 Wilson Chapel	11	0	7	0	0	0	0	0	0	0	0	0	0	0	0	0	0	0	0	0	40	
41 Rosser First	17	0	0	0	0	0	0	0	0	0	0	0	0	0	0	0	0	0	0	0	41	
42 Poetry	28	3	2	0	0	0	0	0	15	15	7	0	0	1	0	2	0	0	0	0	42	
43 Seagoville First	49	0	5	0	0	0	0	0	0	0	34	0	6	8	6	0	6	312	0	0	43	
44 Terrell First	117	7	70	104	0	115	80	30	291	516	64	4	60	6	6	11	35	420	0	0	44	
45 Terrell Warren Chapel	25	0	0	0	0	3	1	3	9	16	10	0	0	3	0	0	5	0	14	1450	45	
46 Lambuth	0	0	0	0	0	0	0	0	0	0	0	0	0	0	0	0	0	0	0	0	46	
47 Crest-Moore King	0	0	0	0	0	0	0	0	0	0	0	0	0	0	0	0	0	0	0	0	47	
48 DALLAS SOUTH DIST	0	0	0	0	0	0	0	0	0	0	0	0	0	0	0	0	0	0	0	0	48	
TOTAL 2009	10920	503	4077	21261	407	4077	1788	981	4659	11505	4601	1202	3753	390	139	225	461	25881	1548	67767		
TOTAL 2008	10935	542	4366	19283	387	0	0	0	0	5071	0	0	0	0	0	0	462	26816	1541	69536		
Inc/Dec 2009 over 2008	-15	-39	-289	1978	20	4077	1788	981	4659	11505	-470	1202	3753	390	139	225	-1	-935	7	-1769		

DALLAS SOUTH

Statistical Table No. 3

	MISSION AND COMMUNITY MINISTRIES										PROPERTY AND OTHER ASSETS						CONNECTIONAL PROGRAMS					
	30a	30b	31a	31b	32	33	34	35	36	37	38	39	40a	40b	42	43	44	45	46			
1 Aley	0	0	0	0	0	0	0	3768	409200	55388	0	0	0	11898	11898	0	1620	0	46	100		
2 Cedar Hill	0	0	3	43	1	70	3	95	4229943	349227	1769438	0	0	53286	53286	0	100	0	0	1000		
3 College Mound	0	0	3	30	0	5	250	1747185	45000	45000	0	0	19282	19282	0	3025	0	0	0	0		
4 Crandall	1	6	1	4	0	0	2	11000	400000	1177	0	0	4452	4452	0	0	0	0	0	0		
5 Arcadia Park	0	0	0	0	0	0	0	200000	185000	0	0	0	2957	2957	0	0	0	0	0	0		
6 Art Spirit Mission	0	0	0	0	0	0	0	0	0	0	0	0	0	0	0	0	0	0	0	0		
7 Camp Wisdom	0	0	1	5	4	50	10	575000	400	400	0	0	19407	12230	0	0	0	0	0	0		
8 Cockrell Hill	0	0	0	0	1	12	20	2404000	11687	11687	0	0	10074	10074	0	444	0	0	0	0		
9 Community	0	0	0	0	0	0	12	420000	250000	0	0	0	16455	16455	0	100	0	0	0	0		
10 Elmwood	0	0	0	0	0	207	4107610	106427	0	0	0	0	24655	18801	0	0	0	0	0	413		
11 Dallas First	0	0	13	626	3	158	17179	26596914	1797985	0	0	0	288211	288211	3320	0	165	0	0	480		
12 Glen Oaks	0	0	0	0	0	0	0	373000	30000	30000	70000	0	7658	7658	0	0	0	0	0	500		
13 Highland Hills	0	0	0	0	0	0	4	3093	1096538	179682	0	0	32720	28162	0	0	0	0	0	340		
14 Highland Park	2	20	8	25	18	1800	32	6000	7000000	1100000	0	0	780200	780200	4500	10999	0	0	0	291327		
15 Kessler Park	0	0	4	39	4	174	3	53	9815478	371215	455919	0	49806	49806	0	1875	0	0	0	1584		
16 Oak Cliff	0	0	0	0	1	750	1	34	6721780	201799	0	0	12659	12659	4487	0	500	0	0	45		
17 Pleasant Mound-Urban Park	0	0	0	0	3	411	3	230	1439792	180000	0	0	10497	10497	0	500	0	0	0	67		
18 St. Luke "Community"	1	25	1	25	4	379	17	500	18337119	767559	842391	0	382464	382464	58	0	0	0	0	23825		
19 Southwood	0	0	0	0	0	0	1	50	1246555	4000	17250	27250	4213	4213	0	0	0	0	0	19		
20 Tyler Street	0	0	1	18	4	70	7	5549	9518000	675256	0	0	78351	78351	345	0	80	0	0	325		
21 Unphress Road	0	0	1	20	3	110	2	35	160000	138804	0	0	15312	15312	0	210	0	0	0	136		
22 Dallas Warren	0	0	1	12	0	0	0	0	1397716	500	0	0	23632	23632	0	50	0	0	0	100		
23 Wheatland	0	0	0	0	0	0	6	0	625000	63487	0	0	5869	5869	300	2750	0	0	0	0		
24 U.M. Church of the Disciple	0	0	2	0	0	0	8	700	1949000	5000	829020	30000	21193	21193	0	0	0	0	0	25		
25 DeSoto First	0	0	0	0	1	10	5	150	2650000	165410	0	0	35786	35786	1225	0	431	0	0	1210		
26 Duncanville First	0	0	5	115	2	280	10	250	7592800	183852	48797	9861	13312	13312	15960	0	3583	0	0	2984		
27 Jubilee	0	0	0	0	0	10	10	565000	150000	201000	201000	0	18960	1671	0	0	0	0	0	0		
28 Duncanville Trinity	0	0	1	19	0	0	3	585	1103840	80000	265000	0	24311	24311	1637	0	0	0	0	700		

DALLAS SOUTH

Statistical Table No. 4

	CHURCH NAME	CONNECTONAL PROGRAMS										MINISTERIAL SUPPORT							
		47	48	49	50a	50b	50c	50d	50e	50f	51	52	53	54	55	56	57	58	
1	Aley	0	0	6975	0	0	0	0	0	0	8369	8510	46000	0	18000	10680	2795	0	1
2	Cedar Hill	4994	0	50809	0	0	0	0	0	0	7838	7216	56033	0	34684	2599	0	0	2
3	College Mound	0	1200	23000	0	0	0	0	0	0	7647	7872	33854	0	4332	12949	7032	0	3
4	Crandall	0	0	900	0	0	0	0	0	0	0	0	0	0	10487	1300	0	0	4
5	Arcaida Park	0	0	0	0	0	0	0	0	0	0	0	0	0	0	0	0	0	5
6	Art Spirit Mission	0	0	0	0	0	0	0	0	0	0	0	0	0	0	0	0	0	6
7	Camp Wisdom	0	0	500	0	0	0	0	0	0	7187	7872	39551	0	23400	4900	400	0	7
8	Cockrell Hill	102	335	1317	0	219	0	0	0	0	11641	0	11641	0	15504	0	0	0	8
9	Community	0	0	500	0	0	0	0	0	0	7391	7872	21959	0	12000	14000	0	0	9
10	Elmwood	800	0	1400	0	0	0	0	65	0	3539	3936	26453	0	6500	7047	4586	0	10
11	Dallas First	50	43651	0	0	0	0	0	0	26134	20992	16344	65425	101564	11	5527	24216	11	11
12	Glen Oaks	0	0	0	0	0	0	0	0	0	0	0	0	0	13000	346	0	0	12
13	Highland Hills	0	0	0	0	0	0	0	0	8352	7872	47500	0	22000	10500	0	0	0	13
14	Highland Park	0	307400	1905305	0	0	0	0	0	76242	55104	210000	462700	331500	0	21840	154586	14	14
15	Kessler Park	664	0	69590	275	215	0	29	0	12397	7872	48410	19662	6687	7335	9297	0	0	15
16	Oak Cliff	221	100	1150	0	0	0	0	0	11331	11808	32814	0	0	5102	0	0	0	16
17	Pleasant Mound-Urban Park	0	0	0	0	0	0	0	0	6076	8528	24764	0	12000	0	3516	0	0	17
18	St. Luke "Community"	0	0	0	0	0	0	0	0	27981	19680	84744	113307	67830	2915	34231	64005	18	18
19	Southwood	0	414	70	0	0	0	0	0	0	0	7200	0	0	0	0	0	0	19
20	Tyler Street	340	91581	85706	0	0	0	563	0	8202	7872	58511	24010	28965	4090	8619	0	0	20
21	Unpress Road	379	592	3800	169	214	184	186	164	10908	11808	39777	22010	10519	12315	0	0	0	21
22	Dallas Warren	0	0	0	0	0	0	0	0	7583	7872	37000	0	17350	1742	0	0	0	22
23	Wheatland	0	0	2053	0	511	0	0	0	3695	0	0	0	22752	0	4800	0	0	23
24	UM Church of the Disciple	0	0	1194	137	0	0	0	0	7458	7872	37000	0	5450	4306	0	0	0	24
25	DeSoto First	144	9516	34578	41	157	0	137	69	8009	7872	48573	0	20000	7000	0	0	0	25
26	Duncanville First	1068	55767	20275	0	0	0	204	0	16819	15744	70470	34151	17400	14400	8616	0	0	26
27	Jubilee	0	0	0	0	0	0	0	0	4221	3601	28113	0	12000	0	0	0	0	27
28	Duncanville Trinity	478	0	0	0	412	0	122	0	8072	7872	43950	0	23299	7125	0	0	0	28

DALLAS SOUTH

Statistical Table No. 4

CHURCH NAME	CONNECTIONAL PROGRAMS										MINISTERIAL SUPPORT						
	47	48	49	50a	50b	50c	50d	50e	50f	51	52	53	54	55	56	57	58
29 God's Kingdom	0	0	0	0	0	0	0	0	0	0	8122	0	0	0	0	0	0
30 Fereny	0	0	0	0	0	0	0	0	0	7798	7872	36636	0	24900	45000	9500	0
31 Immanuel Korean Fellowship	0	600	0	0	0	0	0	0	0	0	26700	0	0	2700	250	0	0
32 Grand Prairie First	0	0	52040	0	0	0	0	22	0	15991	15744	59697	27922	34240	15600	0	0
33 New Beginnings Fellowship	0	0	0	0	0	0	0	0	0	0	0	0	0	0	0	0	0
34 The Woods	25	0	508	0	0	0	0	0	0	11663	11808	32112	15300	33734	6437	10940	0
35 Kaufman First	0	866	9644	0	402	66	0	132	0	7785	7872	49187	0	5799	4500	0	0
36 Kemp	0	0	571	0	70	0	0	0	0	3150	3477	18300	0	4620	2590	488	0
37 Becker	0	100	2457	0	100	0	0	0	0	1652	1572	7863	0	3780	1110	300	0
38 Lancaster First	0	0	1788	138	114	252	0	0	479	7583	7872	43492	0	4988	2188	0	0
39 Mabank	0	0	80695	0	0	0	0	0	0	846	8510	51206	0	3016	12500	6370	0
40 Wilson Chapel	0	0	0	0	0	0	0	0	0	0	0	4800	0	0	0	0	0
41 Resser First	0	0	0	0	0	0	0	0	0	0	0	4800	0	0	0	0	0
42 Poetry	0	0	3000	0	0	0	0	0	0	0	7020	0	0	12000	0	0	0
43 Seagoville First	0	0	0	0	0	0	0	0	0	4186	4574	26913	0	1500	800	3936	0
44 Terrell First	0	0	1187	0	0	0	0	0	0	8483	7872	67800	0	5821	2250	7291	0
45 Terrell Warren Chapel	0	0	0	0	0	0	0	0	0	0	6760	0	0	0	0	0	0
46 Lambuth	0	0	0	0	0	0	0	0	0	0	0	0	0	0	0	0	0
47 Crest-Moore King	0	0	0	0	0	0	0	0	0	0	0	0	0	0	0	0	0
48 DALLAS SOUTH/DIST	0	0	0	0	0	0	0	0	0	0	0	0	0	0	0	0	0
TOTAL 2009	9265	514122	2363012	760	2257	659	740	897	712	36203	32820	1684039	78487	971261	183376	150084	331441
TOTAL 2008	995	514122	3167246	415	1709	245	744	834	245	321829	312111	1679583	669055	987433	174272	115946	390015
Inc/Dec 2009 over 2008	8270	0	-804234	345	548	414	0	63	467	40374	10709	4456	115432	-16172	9104	34138	-58574

DALLAS SOUTH

Statistical Table No. 5

CHURCHNAME	LOCAL CHURCH EXPENDITURES						RECEIVED FOR ANNUAL BUDGET/SPENDING PLAN						TOTAL INCOME FOR ANNUAL BUDGET/SPENDING PLAN	
	60	61	62	63	64	65	67a	67b	67c	67d	67e	67f		67g
1 AWAY	6971	2857	11281	0	2000	135055	76	94104	5672	966	0	0	9790	136093
2 Cedar Hill	130788	20697	88618	198978	18853	676493	185	286657	113941	8912	18826	0	3550	22229
3 College Mound	15300	6940	23084	0	14300	182017	82	127005	9436	187	0	0	2125	3995
4 Crandall	0	4692	14376	0	1880	38087	31	0	43695	1113	0	0	0	0
5 Arcadia Park	0	1974	8727	0	0	26858	6	10988	902	0	2536	0	7900	0
6 Art Spirit Mission	0	0	0	0	0	0	0	0	0	0	0	0	0	0
7 Camp Wisdom	28000	2500	27500	0	0	154040	110	170000	3000	2500	0	0	1800	4822
8 Cockrell Hill	7484	3631	47498	0	17972	116221	32	51783	2000	672	640	0	57200	2000
9 Community	16658	3816	38343	0	0	139094	64	87541	4201	5309	0	0	200	9525
10 Elmwood	53726	5036	62437	0	5738	200477	68	100209	42173	2487	0	0	12119	39666
11 Dallas First	1353759	174633	553938	110487	106455	3046601	612	2366126	510568	73677	95000	0	16665	0
12 Glen Oaks	0	6854	23549	0	0	51907	63	39012	3453	1000	0	0	47796	0
13 Highland Hills	75000	2500	72774	0	0	275000	203	223000	28038	5000	4500	0	1000	2500
14 Highland Park	2132470	682464	1149235	0	4408013	12983885	3926	8210986	1278547	216517	26117	0	0	323346
15 Kessler Park	194933	17424	98469	401159	10884	958567	256	336735	129681	5290	194	0	64615	20602
16 Oak Cliff	62303	7379	24187	0	25454	199750	35	32901	12063	3252	2564	0	175803	8636
17 Pleasant Mound-Urban Park	13128	3621	45979	0	128676	25	103342	41575	0	0	0	0	0	0
18 St. Luke "Community"	105532	449795	591463	114900	158000	3190930	1824	390556	2896873	19961	5554	0	51260	73695
19 Southwood	1530	119	6203	265	1555	21569	12	13154	12255	3289	0	0	0	1640
20 Tyler Street	275023	25783	132402	0	95641	926349	430	546213	175153	13098	1207	0	8441	27146
21 Uniphers Road	2000	8000	9000	0	0	147860	96	136526	26492	32155	0	0	275	0
22 Dallas Warren	1768	1768	46358	93820	0	264775	42	128880	0	12000	0	0	0	8400
23 Wheatland	8366	4240	18985	0	127494	201815	86	62379	15241	982	0	0	11980	0
24 U.M. Church of the Disciple	34155	16216	52285	39395	1000	227686	150	108000	110158	4500	0	0	750	13738
25 DeSoto First	123981	21402	50993	0	45047	433109	137	357610	15184	1766	257	0	15184	6000
26 Duncanville First	250411	57535	275898	12480	48397	1127188	538	689007	346715	25534	9844	0	12275	67097
27 Jubilee	29257	12225	16926	28140	0	136154	40	170000	31000	1200	0	0	0	3500
28 Duncanville Trinity	61652	29408	37177	24280	1852	272347	105	192350	56848	5100	0	0	1149	25544728

DALLAS SOUTH

Statistical Table No. 5

CHURCH NAME	LOCAL CHURCH EXPENDITURES							RECEIVED FOR ANNUAL BUDGET/SPENDING PLAN							TOTAL INCOME FOR ANNUAL BUDGET/SPENDING PLAN	
	60	61	62	63	64	65	66	67a	67b	67c	67d	67e	67f	67g		67
29 God's Kingdom	0	75	230	0	0	9307	10	21277	0	0	0	0	0	0	21277	29
30 Foreny	94238	13831	67006	141888	0	438633	154	142660	111125	5595	296	23016	0	0	282692	30
31 Inmanual Korean Fellowship	28200	6120	12000	0	0	77187	49	0	104702	0	0	0	0	0	104702	31
32 Grand Prairie First	210040	15905	58486	108838	19044	730266	296	392191	210516	0	0	10860	8700	0	622267	32
33 New Beginnings Fellowship	0	0	0	0	0	0	0	0	0	0	0	0	0	0	0	33
34 The Woods	84114	13228	16136	397440	126551	697938	278	217694	145129	3355	314	50	2993	0	369335	34
35 Kaurman First	87246	15603	54833	0	93156	372336	155	209560	55516	3690	111	1770	5187	0	275834	35
36 K emp	0	3104	16640	0	7414	64024	35	3640	46531	2250	4	50	4085	0	56560	36
37 Becker	0	1415	4583	0	9000	36900	18	0	28523	0	0	0	852	0	29375	37
38 Lancaster First	61678	477	39282	8520	60000	261373	75	115985	58260	2059	0	3000	2084	3125	184513	38
39 Mahank	109325	48532	146493	82340	0	600122	257	374753	308450	16061	1290	4000	19790	44545	768889	39
40 Wilson Chapel	0	0	2070	0	0	8038	11	0	9012	0	0	0	0	0	9012	40
41 Rosser First	0	0	1384	0	0	7617	0	0	9131	0	0	0	0	0	9131	41
42 Poetry	975	3679	14812	0	2337	46755	14	0	45647	5642	0	500	9733	0	61522	42
43 Sagoville First	6010	3398	3213	0	0	66079	18	0	68916	0	0	0	11675	1591	82182	43
44 Terrell First	60933	12536	33089	47463	50272	338710	185	172688	111055	4081	65	0	1645	0	289534	44
45 Terrell Warren Chapel	5760	19981	10547	0	0	45400	16	0	40150	5250	0	0	0	0	45400	45
46 Lambuth	0	0	0	0	0	0	0	0	0	0	0	0	0	0	0	46
47 Crest-Moore King	0	0	0	0	0	0	0	0	0	0	0	0	0	0	0	47
48 DALLAS SOUTH DIST	0	0	0	0	0	0	0	0	0	0	0	0	0	0	0	48
TOTAL 2009	6708643	1731211	4085709	1810350	5485029	30070296	10805	1634707	7396754	5178376	170472	7000	564013	728047	25598534	
TOTAL 2008	6656602	1596569	4028593	1291817	2288570	26558643	10999	16486248	7132736	524153	209578	2600	534853	721734	25611702	
In Dec 2009 over 2008	72041	134842	-20084	518533	3170339	-3711653	-194	-271541	264018	-4617	-38906	4400	29165	6313	-13168	

DALLAS SOUTH

Statistical Table No. 6

CHURCH NAME	RCVD FOR CAPITAL CAMPAIGNS/SPECIAL PROJECTS				RECEIVED FROM OTHER SOURCES					
	68a	68b	68c	68d	68	69a	69b	69c	69	
29 God's Kingdom	0	0	0	0	0	0	0	0	0	29
30 Forney	109840	4385	9303	3195	126723	0	0	0	0	30
31 Immanuel Korean Fellowship	0	0	0	0	0	0	0	0	0	31
32 Grand Prairie First	87396	0	0	0	87396	0	0	0	0	32
33 New Beginnings Fellowship	0	0	0	0	0	0	0	0	0	33
34 The Woods	705362	2863	13133	2330	723688	0	0	0	0	34
35 Kauffman First	948	33953	66000	0	100901	0	0	0	0	35
36 Kemp	0	8470	0	70	8540	0	0	0	0	36
37 Becker	0	0	9786	250	10036	0	0	0	0	37
38 Lancaster First	0	1000010	0	0	1000010	0	0	0	0	38
39 Mabank	1400	16275	196259	0	213934	0	0	0	0	39
40 Wilson Chapel	0	0	0	0	0	0	0	0	0	40
41 Rosser First	0	0	0	0	0	0	0	0	0	41
42 Poetry	0	0	0	0	0	0	0	0	0	42
43 Seagoville First	0	615	0	0	615	0	100	10999	11099	43
44 Terrell First	34830	9060	0	0	43890	0	0	0	0	44
45 Terrell Warren Chapel	0	0	0	0	0	0	0	0	0	45
46 Lambuth	0	0	0	0	0	0	0	0	0	46
47 Crest-Moore King	0	0	0	0	0	0	0	0	0	47
48 DALLAS SOUTH DIST	0	0	0	0	0	0	0	0	0	48
TOTAL 2009	3618026	1418045	3870272	156916	9063259	21228	5787	123084	196099	
TOTAL 2008	4829559	503688	684226	0	6017473	19578	93800	139147	252525	
In/Dec 2009 over 2008	-1211533	914357	3186046	156916	3045786	1650	-41013	-17063	-58426	

PARIS-SULPHUR SPRINGS

Statistical Table No. 1

	CHURCH MEMBERSHIP										FULL MEMBERS AT CLOSE OF YEAR										
	RECEIVED					REMOVED															
CHURCH NAME	PASTORS NAME	2A	2B	2C	3	4	5A	5B	5C	6	7	8	9A	9B	9C	9D	9E	9F	9G	9	
Total Professing Members At Close Of Last Year		2A	2B	2C	3	4	5A	5B	5C	6	7	8	9A	9B	9C	9D	9E	9F	9G	9	
1 Annona		29	0	0	0	0	0	0	0	0	0	0	0	0	0	0	0	29	0	29	9
2 Boxelder	Don C. Benton	50	0	0	0	0	0	0	0	0	0	0	0	0	0	0	0	49	0	49	2
4 Lone Star	Don C. Benton	27	0	0	0	0	0	0	0	0	0	0	0	0	0	0	0	27	0	27	4
3 Arbala	Timothy E. Marks	20	1	0	0	0	0	0	0	0	0	0	0	0	0	0	0	21	0	21	3
5 Gauffard Chapel	Timothy E. Marks	69	4	0	0	4	1	0	0	0	0	0	0	0	0	0	0	77	0	77	5
6 Avery	Gary McCain	121	7	2	0	5	13	0	3	0	0	0	0	0	0	0	0	117	4	121	6
7 Williams Chapel	Gary McCain	45	0	0	0	2	0	0	0	0	0	0	0	0	0	1	0	46	0	47	7
8 Birbright	Paul Bailey	60	0	0	0	0	0	0	0	0	0	0	0	0	0	0	0	60	0	60	8
9 Nelta	Paul Bailey	8	0	0	0	0	0	0	0	0	0	0	0	0	0	0	0	8	0	8	9
10 Blossom	Kathy French	78	4	1	7	3	0	2	0	0	3	5	0	0	0	0	0	81	0	81	10
11 Shady Grove	Kathy French	7	1	0	3	0	0	0	0	0	1	0	0	0	0	0	0	10	0	10	11
12 Begata	John Gowing	136	2	0	1	0	3	0	0	0	0	0	0	0	0	0	0	138	0	138	12
13 Rosalie	John Gowing	14	0	0	0	0	0	0	0	0	0	0	0	0	0	0	0	14	0	14	13
14 Caddo Mills	Tim Payne	38	0	0	0	0	0	0	0	0	0	0	0	0	0	0	0	34	0	34	14
15 Campbell	Joel N. Arnold	47	2	0	0	0	0	0	0	0	1	0	0	0	0	2	0	39	0	41	15
16 Caney	Joel N. Arnold	16	0	0	0	0	0	0	0	0	0	0	0	0	0	0	0	13	0	13	16
17 Charleston	Harry Mack McClain	121	5	0	0	0	0	0	2	1	7	0	0	0	0	0	0	116	0	116	17
18 Clarksville McKenzie Memorial	Lewis N. Stokes	217	0	1	2	0	1	12	0	0	2	4	0	0	2	0	0	201	0	203	18
19 Clarksville St. Paul	Ted Robinson	50	3	0	0	0	0	0	0	0	0	0	0	0	0	0	0	51	0	51	19
20 Commerce First	Lisa Greenwood	514	7	2	0	1	2	13	0	2	11	7	2	6	0	0	0	485	0	493	20
21 Como	Kurt M. Boehler	65	3	0	0	0	0	0	0	0	0	0	0	0	0	0	0	67	0	68	21
22 Cooper	Michael Rowe	171	5	0	0	5	6	28	0	2	0	4	1	1	1	2	0	146	2	153	22
23 Cumbly	Duncan Graham	51	1	0	0	0	0	0	0	0	0	0	0	0	0	0	0	51	0	51	23
24 Cuthand	John D. Purviance	138	19	0	0	3	9	0	0	0	0	0	0	0	2	0	0	166	0	168	24
25 Depart	Debra R. May	103	1	1	0	0	0	0	0	0	0	0	0	0	0	0	0	96	0	103	25
26 Martin Memorial	Dennis L. Cates	66	0	0	0	0	0	0	0	2	3	1	0	0	0	0	0	60	0	60	26
27 Woodland	Dennis L. Cates	74	0	0	0	0	0	0	0	0	4	0	0	0	0	0	0	70	0	70	27
28 Enloe	Stacey Smith	40	0	0	0	1	0	0	0	0	0	0	0	0	0	0	0	41	0	41	28
29 Lake Creek	Stacey Smith	24	0	0	0	0	0	0	0	0	0	0	0	0	0	0	0	23	0	23	29
30 Kevanmough	Ann Barton	242	0	0	0	2	2	0	0	5	2	11	0	0	0	0	0	228	0	228	30
31 Salem-Kinsler	Billy M. Shaddox	133	6	0	0	2	2	0	0	2	1	5	0	0	4	4	1	126	0	135	31
32 Floyd	Billy M. Shaddox	20	0	0	0	0	0	0	0	0	0	0	0	0	0	0	0	26	0	26	32
33 Greenville Wesley	Paul A. Gould	903	27	3	0	15	3	0	8	10	5	13	0	2	1	0	0	909	0	915	33
34 Westview	Veronica Greamend	157	0	0	0	1	0	14	0	2	7	6	9	2	0	0	0	118	0	120	34
35 Haney Grove McKenzie	Vivian Crosson	119	0	0	0	2	3	2	0	1	1	6	0	0	0	0	0	109	3	112	35
36 Forest Hill	Vivian Crosson	21	3	0	0	0	0	0	0	0	0	0	0	0	1	0	0	22	1	24	36
37 Ladonia	Carolyn Allbritton	41	0	0	0	0	0	0	0	0	0	0	0	0	0	0	0	38	0	38	37
38 Pecan Gap	Carolyn Allbritton	45	0	0	0	0	0	0	0	0	0	0	0	0	0	0	0	44	0	44	38

PARIS-SULPHUR SPRINGS

Statistical Table No.1

CHURCH NAME	PASTOR'S NAME	CHURCHMEMBERSHIP											FULL MEMBERS AT CLOSE OF YEAR										
		RECEIVED						REMOVED					Total Professing Members At Close Of This Year	9A	9B	9C	9D	9E	9F	9G	9H		
		1	2A	2B	2C	3	4	5A	5B	5C	6	7	8	9A	9B	9C	9D	9E	9F	9G	9H		
39 Lone Oak	Robin Brake	53	9	0	0	0	0	0	0	0	0	0	0	0	0	0	0	0	0	0	0	61	39
40 Miller Grove	Howard Strickland	62	3	0	0	1	0	0	2	0	0	0	0	0	0	0	0	0	0	0	0	60	40
41 Mt. Vernon First	Peter Adrian	632	12	0	0	3	10	0	4	0	1	4	8	0	0	3	3	0	0	0	0	634	41
42 Belk	Mark Hutchison	52	1	2	0	1	0	0	0	0	0	0	0	0	0	0	0	0	0	0	0	55	42
43 Chicota	Mark Hutchison	12	1	0	0	0	0	0	0	0	0	0	0	0	0	0	0	0	0	0	0	11	43
44 Powderly First	Mark Hutchison	95	4	0	0	0	0	0	0	0	0	0	0	0	0	0	0	0	0	0	0	95	44
45 Mount Tabow-Summer	Mark Hutchison	15	0	0	0	0	0	0	0	0	0	0	0	0	0	0	0	0	0	0	0	17	45
46 Catvary	Howard P. Hedges	649	16	0	0	13	7	15	0	0	3	2	13	1	0	1	0	0	0	0	0	648	46
47 Paris First	Van Lazaroif	826	2	0	0	0	11	11	0	0	1	10	0	0	2	0	1	0	0	0	0	828	47
48 Mt. Zion	Eddie Jean Adams	109	5	0	0	0	0	0	0	0	0	0	0	0	0	0	0	0	0	0	0	113	48
49 Artnar City St. Mark's	Eddie Jean Adams	18	1	0	0	0	0	0	0	0	0	0	0	0	0	0	0	0	0	0	0	17	49
50 Oak Park	Steven B. Cook	268	1	0	0	0	8	0	0	0	3	4	3	0	0	0	0	0	0	0	0	262	50
51 Prickton	Henry Suche	76	2	0	0	0	4	0	0	0	0	0	0	0	0	0	0	0	0	0	0	79	51
52 Quinlan First	Michael A House	403	11	0	0	5	22	17	0	0	10	11	6	1	0	1	1	0	0	0	0	390	52
53 Roxton	Monna Willard	95	0	0	0	4	0	1	0	0	0	0	0	0	0	0	0	0	0	0	0	89	53
54 Ben Franklin	Mona Willard	18	0	0	0	3	0	0	0	0	0	0	0	0	0	0	0	0	0	0	0	13	54
55 Saitillo	Joy Stone	7	0	0	0	0	0	0	0	0	0	0	0	0	0	0	0	0	0	0	0	6	55
56 Old Saitillo	Joy Stone	9	0	0	0	0	0	0	0	0	0	0	0	0	0	0	0	0	0	0	0	9	56
57 Shoaks Chapel	Michael Moore	25	0	0	0	4	0	0	0	0	0	0	0	0	0	0	0	0	0	0	0	28	57
58 Pine Forest	Michael Moore	21	0	0	0	1	0	0	0	0	0	0	0	0	0	0	0	0	0	0	0	22	58
59 Sulphur Bluff	Edd Dodd	46	0	0	0	0	0	0	0	0	0	0	0	0	0	0	0	0	0	0	0	45	59
60 Tira	Edd Dodd	36	2	0	0	0	0	0	0	0	0	0	0	0	0	0	0	0	0	0	0	39	60
61 Sulphur Springs First	Russell Floyd	963	6	3	0	0	4	19	0	0	1	5	0	0	1	3	0	0	0	0	0	963	61
62 Wesley Sulphur Springs	Brian G. Bosworth	312	0	0	0	1	6	2	0	0	8	0	5	0	1	1	0	0	0	0	0	301	62
63 Wainnboro First	Reid Fide	274	1	3	0	0	5	1	0	0	1	2	5	0	2	0	0	0	0	0	0	272	63
64 Finney Chapel	Susan Gross	114	0	0	0	1	0	15	6	0	0	0	0	0	0	1	14	0	0	0	0	90	64
65 Wolfe City First	Edward D. Lee	166	0	0	0	0	0	0	0	0	0	8	3	0	2	2	0	0	0	0	0	151	65
66 Merit	discriminated	0	0	0	0	0	0	0	0	0	0	0	0	0	0	0	0	0	0	0	0	0	66
67 PARIS-SULPHUR SPRINGS DIST	Keith Payne Boone	0	0	0	0	0	0	0	0	0	0	0	0	0	0	0	0	0	0	0	0	0	67
TOTAL 2009		9449	178	18	23	98	130	139	48	13	90	87	170	12	198	29	30	5	9658	17	9349		
TOTAL 2008		9695	107	101	0	115	121	157	81	0	116	112	224	12	194	34	16	3	9178	12	9449		
Inc/Dec 2009 over 2008		-246	71	-83	23	-17	9	-18	-33	13	-26	-25	-54	0	4	-5	14	2	-120	5	-100		

PARIS-SULPHUR SPRINGS

Statistical Table No. 2

CHURCH NAME	CHURCH MEMBERSHIP					CHURCH SCHOOL AND SMALL GROUP MINISTRIES										UMM		UMW				
	Avg Attendance At All Weekly Worship Services	Number Of Persons Baptized This Year (All Ages)	Baptized Members Who Are Not Professing Members	Number Of Other Constituents	Total Enrolled In Confirmation Classes This Year	Children In All Christian Formation Groups And Small Group Ministries	Youth In All Christian Formation Groups And Small Group Ministries	Young Adults In All Christian Formation Groups And Small Group Ministries	Adults In All Christian Formation Groups and Small Group Ministries	Total Christian Formation Participants	Total Christian Formation Participants	Avg Weekly Attendance (all ages) In Sunday School	Persons (all ages) Active In Covenant Discipleship Groups	Participants In Vacation Bible School	Number Of Classes (All Ages) For Learning In Sunday School	Number Of Classes (All Ages) For Learning Other Than Sunday School	Number Of Short-Term Classes And Groups (All Ages)	Membership In United Methodist Men	Amount Paid for Projects	Membership In United Methodist Women	Amount Paid For Local Church And Community Work	
1 Ammona	10	11	12	13	14	15	16	17	18	19	20	21	22	23	24	25	26	27	28	29		
2 Boyelder	10	1	3	6	0	0	0	0	6	6	5	0	0	1	0	1	0	0	0	0	0	0
3 Lone Star	12	0	0	0	0	0	1	0	15	16	8	0	3	1	0	1	0	0	0	0	0	
4 Arhala	21	1	2	5	1	6	3	0	8	8	8	0	0	1	0	0	0	0	0	0	0	
5 Garfield Chapel	46	5	14	17	2	22	4	12	16	54	38	0	49	5	0	0	0	0	0	0	0	
6 Avery	15	0	0	60	0	15	35	0	43	98	26	0	46	6	2	0	0	0	13	387	6	
7 Williams Chapel	60	0	0	0	0	0	1	0	6	10	8	0	0	1	0	0	0	0	0	0	0	
8 Birbright	25	0	0	0	0	0	0	0	25	25	24	0	0	2	1	0	0	0	0	0	0	
9 Nella	5	0	0	0	0	0	0	0	5	5	5	0	0	0	0	0	0	0	0	0	0	
10 Blossom	42	5	10	12	2	4	2	0	29	35	7	0	5	2	0	0	0	0	23	0	0	
11 Shady Grove	7	1	0	0	0	0	0	0	0	0	0	0	0	0	0	0	0	0	0	0	0	
12 Bogata	70	4	3	6	0	0	8	0	46	56	37	16	44	5	1	1	22	0	25	550	12	
13 Rosalie	3	0	0	0	0	0	0	0	3	3	3	0	0	1	0	0	0	0	0	0	0	
14 Caddo Mills	23	0	1	14	0	3	3	0	0	6	2	0	0	0	0	0	0	0	0	0	0	
15 Campbell	20	0	0	0	0	7	0	3	4	14	7	0	0	2	1	0	0	0	0	0	0	
16 Caney	9	0	0	0	0	0	0	0	6	9	7	0	0	0	0	0	0	0	0	0	0	
17 Charleston	41	4	0	0	0	12	12	0	0	24	8	0	24	0	0	0	0	0	2	100	17	
18 Clarksville McKenzie Memorial	51	0	0	2	0	0	0	0	63	63	24	0	25	4	0	0	0	0	0	0	0	
19 Clarksville St. Paul	45	0	0	2	0	12	3	2	2	19	7	3	5	2	0	1	0	0	15	250	19	
20 Commerce First	21.2	2	59	61	0	52	30	70	84	236	85	42	105	13	2	3	0	0	25	159	20	
21 Cono	42	2	6	0	5	27	15	2	15	59	16	12	49	4	2	2	0	0	25	0	0	
22 Cooper	61	3	27	15	6	14	15	3	60	92	50	5	60	7	4	1	16	853	20	687	22	
23 Cumby	22	1	0	0	0	0	1	0	5	6	6	0	26	2	0	0	0	0	6	513	25	
24 Culfand	140	15	9	50	0	65	40	30	45	180	60	0	110	8	1	3	16	0	25	0	0	
25 Depot	39	1	5	0	0	6	4	4	23	37	27	0	40	5	1	0	0	0	12	438	25	
26 Martin Memorial	26	0	0	10	0	3	0	0	12	15	0	0	9	2	0	0	0	0	0	0	0	
27 Woodland	18	0	0	8	0	0	0	0	35	35	18	0	0	1	2	2	0	0	0	0	0	
28 Enloe	25	0	0	0	0	0	0	0	0	0	0	0	0	0	0	0	0	0	6	0	27	
29 Lake Creek	6	0	0	0	0	0	0	0	0	0	0	0	0	0	0	0	0	0	2	0	29	
30 Kavanagh	103	7	41	21	0	22	6	2	85	115	65	20	25	8	2	2	0	0	12	40	30	
31 Shiels-Kinsler	59	5	10	18	0	6	2	5	28	41	30	32	0	7	5	4	0	0	0	0	0	
32 Floyd	14	0	2	18	0	1	7	0	20	28	12	0	0	0	0	0	0	0	0	0	0	
33 Greenville Wesley	337	6	107	30	11	97	95	30	355	577	254	18	114	18	12	0	0	0	19	3160	33	
34 Westview	75	0	10	10	0	16	9	5	33	63	41	0	27	7	0	0	0	0	0	0	0	
35 Honey Grove McKenzie	49	0	10	25	0	0	5	0	22	36	11	0	40	5	1	3	0	0	28	2853	35	
36 Forest Hill	13	1	0	5	0	1	0	0	8	9	6	0	0	2	1	0	0	0	0	0	0	
37 Ladonia	11	0	0	5	0	0	5	7	0	17	9	0	1	1	1	1	0	0	1	0	37	
38 Pecan Gap	20	0	1	5	0	0	1	0	10	11	15	0	15	1	0	1	0	0	12	540	38	

PARIS-SULPHUR SPRINGS

Statistical Table No. 2

CHURCHNAME	CHURCH MEMBERSHIP					CHURCH SCHOOL AND SMALL GROUP MINISTRIES										UMM		UMW		
	Avg Attendance At All Weekly Worship Services	Number Of Persons Baptized This Year (All Ages)	Baptized Members Who Are Not Professing Members	Number Of Other Constituents	Total Enrolled In Confirmation Classes This Year	Children In All Christian Formation Groups And Small Group Ministries	Youth In All Christian Formation Groups And Small Group Ministries	Young Adults In All Christian Formation Groups And Small Group Ministries	Adults In All Christian Formation Groups and Small Group Ministries	Total Christian Formation Participants	Avg Weekly Attendance (all ages) In Sunday School	Persons (all ages) Active In Covenant Discipleship Groups	Participants In Vacation Bible School	Number Of Classes (All Ages) For Learning In Sunday School	Number Of Classes (All Ages) For Learning Other Than Sunday School	Number Of Short-Term Classes And Groups (All Ages)	Membership In United Methodist Men	Amount Paid for Projects	Membership In United Methodist Women	Amount Paid For Local Church And Community Work
39 Lone Oak	25	4	0	0	5	13	5	2	18	19	20	21	22	23	24	25	26	27	28	29
40 Miller Grove	33	2	1	0	0	6	0	0	13	20	13	8	46	2	2	0	5	200	10	300
41 Mt. Vernon First	237	8	59	57	14	251	304	9	295	859	101	24	115	10	12	5	0	0	35	543
42 Belk	25	0	10	1	5	1	5	1	18	24	7	0	0	1	2	1	0	0	9	828
43 Chicota	16	0	0	5	0	0	0	0	5	6	6	0	5	0	0	0	0	0	4	43
44 Powderly First	43	0	0	20	4	13	13	1	0	29	32	0	18	4	0	2	0	0	21	1600
45 Mount Tabor-Summer	18	0	0	3	0	0	2	0	20	22	8	0	4	1	0	1	0	0	0	828
46 Calvary	220	5	40	184	12	25	15	0	110	150	135	0	91	13	1	8	45	4400	66	750
47 Paris First	275	5	70	60	6	45	35	15	160	255	190	30	205	16	3	4	50	1775	25	500
48 Mt. Zion	55	0	0	0	4	11	7	6	13	37	18	9	27	6	1	1	19	1175	14	0
49 Arthur City St. Mark's	7	0	0	0	0	10	0	0	8	8	5	3	0	1	1	0	0	0	0	0
50 Oak Park	79	4	0	27	0	12	2	20	65	99	60	30	65	5	5	0	15	1500	9	1470
51 Preckton	51	2	0	0	0	15	8	0	28	51	35	0	7	5	2	1	0	0	18	0
52 Quinlan First	217	10	3	0	8	50	50	0	80	180	102	115	9	6	0	40	3500	50	2868	
53 Roxton	42	0	0	11	0	4	11	0	9	24	9	0	23	2	1	0	0	0	9	0
54 Ben Franklin	8	0	0	0	0	0	0	0	0	0	0	0	0	0	0	0	0	0	0	54
55 Saltillo	5	0	0	3	0	0	0	0	5	5	5	0	0	0	0	0	0	0	0	55
56 Old Sittilo	5	0	0	4	0	0	0	0	0	0	0	0	0	0	0	0	0	0	0	56
57 Shooks Chapel	20	0	0	11	4	5	5	0	7	17	17	0	12	3	0	0	0	0	0	57
58 Pine Forest	9	0	0	0	0	0	0	0	0	6	6	0	0	0	0	0	0	0	0	58
59 Sulphur Bluff	27	0	0	4	0	0	0	0	13	13	13	0	0	0	2	2	0	0	0	59
60 Tira	24	2	2	0	0	0	0	0	9	9	9	9	0	1	0	0	0	0	0	60
61 Sulphur Springs First	326	0	82	56	6	130	57	8	420	615	247	14	150	18	0	15	0	0	54	1850
62 Wesley Sulphur Springs	127	0	12	32	0	20	25	8	150	203	117	9	63	7	4	4	0	0	38	1500
63 Winstboro First	134	5	11	50	5	31	8	4	125	168	108	12	45	8	1	2	18	1350	42	5328
64 Tamey Chapel	43	0	0	0	1	0	0	0	30	31	26	0	0	3	0	1	0	0	0	64
65 Walle City First	70	0	1	0	0	9	15	3	15	42	5	0	75	5	2	1	0	0	19	300
66 Merit	0	0	0	0	0	0	0	0	0	0	0	0	0	0	0	0	0	0	0	66
67 PARIS-SULPHUR SPRINGS DIST.	0	0	0	0	0	0	0	0	0	0	0	0	0	0	0	0	0	0	0	67
TOTAL 2009	3936	117	606	950	96	1061	865	257	2726	4909	2217	402	1784	246	79	93	246	11753	672	28546
TOTAL 2008	4108	111	489	830	88	1061	865	257	2726	4909	2406	402	1784	246	79	93	269	28364	753	32162
In/Dec 2009 over 2008	-172	6	117	120	8	1061	865	257	2726	4909	-189	402	1784	246	79	93	-23	-1361	-81	-3616

PARIS-SULPHUR SPRINGS

Statistical Table No. 3

	MISSION AND COMMUNITY MINISTRIES										PROPERTY AND OTHER ASSETS						CONNECTIONAL PROGRAMS					
	30a	30b	31a	31b	32	33	34	35	36	37	38	39	40a	40b	42	43	44	45	46			
1 Avonlea	0	0	0	0	0	0	3	47	567600	11879	0	0	2521	3521	0	0	0	0	46			
2 Boxelder	0	0	0	0	0	0	4	110	3853000	38660	0	0	3851	3851	55	0	100	0	105.2			
4 Lone Star	0	0	0	0	0	0	0	0	753000	82877	0	0	1813	1813	0	0	0	0	0.4			
3 Arhala	0	0	0	0	0	0	3	47	887000	6627	0	0	1876	1876	0	0	0	0	0.3			
5 Galford Chapel	0	0	0	0	0	0	4	85	386160	80343	0	0	5915	5915	0	0	0	0	0.5			
6 Avery	0	0	0	9	0	0	3	140	7051000	76219	0	0	8981	8981	339	0	0	0	0.6			
7 Williams Chapel	0	0	0	0	0	0	0	0	71200	6000	0	0	3059	3059	45	0	0	0	100.7			
8 Brighthouse	0	0	0	3	0	0	4	150	200000	11588	0	0	2717	2717	81	0	0	0	0.8			
9 Nelia	0	0	0	0	0	0	0	0	253000	500	0	0	654	654	92	0	0	0	0.9			
10 Blossom	0	0	0	0	0	0	2	0	315930	50640	0	0	6054	6054	0	0	0	0	1.0			
11 Shady Grove	0	0	0	0	0	0	0	0	27000	2914	0	0	588	588	0	0	0	0	1.1			
12 Bogata	0	0	2	12	0	0	0	0	965720	32089	0	0	12552	12552	206	0	0	0	760.12			
13 Rossie	0	0	0	0	0	0	0	0	40000	2555	0	0	800	800	0	0	0	0	0.13			
14 Cardo Mills	0	0	0	0	0	0	0	0	312000	107000	0	0	4739	4739	138	0	0	0	100.14			
15 Campbell	0	0	0	0	0	0	0	0	345300	95300	0	0	4324	4324	0	0	0	0	128.15			
16 Cauey	0	0	0	0	0	0	0	0	93704	0	0	0	932	932	32	0	0	0	0.16			
17 Charleston	0	0	0	0	0	0	0	1	61000	32996	0	0	4825	4825	117	0	0	0	300.17			
18 Clarksville McKenzie Memorial	0	0	0	0	0	0	0	0	2100284	84482	0	0	17694	17694	309	0	0	0	67.18			
19 Clarksville St. Paul	0	0	0	0	0	0	2	30	145000	0	0	1000	3028	3028	0	0	0	0	65.19			
20 Commerce First	0	0	3	47	3	139	10	900	6414900	1785194	453307	0	53139	53139	3507	0	0	0	550.20			
21 Cono	0	0	0	1	6	318	2	81	562000	62000	0	0	7650	7650	218	0	0	0	2.1			
22 Cooper	0	0	1	0	0	0	3	2496	770000	36233	28606	0	18445	18445	266	0	0	0	100.22			
23 Cumbly	0	0	0	0	0	0	1	5	296040	15561	0	0	2795	2795	0	0	0	0	0.23			
24 Cuthand	0	0	0	40	0	0	5	200	212000	105000	0	0	7044	7044	192	0	0	0	200.24			
25 Deport	0	2	0	6	0	0	1	40	824452	78033	0	0	9989	9989	147	0	0	0	0.25			
26 Martin Memorial	0	0	0	0	0	0	2	800	399000	45250	0	0	4436	4436	133	0	0	0	0.26			
27 Woodland	0	0	0	0	0	0	1	7	155000	15000	0	0	3833	3833	113	0	0	0	0.27			
28 Entoe	0	0	0	0	0	0	0	0	155000	32000	0	0	2013	2013	0	0	0	0	0.28			
29 Lake Creek	0	0	0	0	0	0	0	0	95000	20000	0	0	1743	1743	100	0	0	0	0.29			
30 Kavanagh	0	0	1	6	2	216	4	20	5626447	772932	0	0	30260	30260	847	0	0	0	254.30			
31 Salern-Kinsler	0	0	0	0	0	0	2	800	542770	14137	0	0	14137	14137	1800	0	0	0	100.31			
32 Floyd	0	0	0	0	0	0	2	12	146400	79000	0	0	1754	1754	0	0	0	0	0.32			
33 Greenville Wesley	0	0	5	60	2	55	2	75	10195948	699514	2731739	0	84419	84419	357	1000	0	0	2388.33			
34 Westview	0	0	0	1	10	0	0	0	1619328	30556	81986	0	16452	16452	251	0	0	0	100.34			
35 Honey Grove McKenzie	0	0	1	5	0	0	1	50	1398079	370000	0	0	12034	12034	190	0	0	0	0.35			
36 Forest Hill	0	0	0	0	0	0	0	0	47000	13493	0	0	1776	1776	24	0	0	0	0.36			
37 Ladoia	0	0	0	0	0	0	1	14	215000	35000	0	0	2895	2895	159	0	0	0	0.37			
38 Pecan Gap	0	0	0	0	0	0	1	102	218000	49000	0	0	4016	4016	0	0	0	0	200.38			

PARIS-SULPHUR SPRINGS

Statistical Table No. 3

CHURCH NAME	MISSION AND COMMUNITY MINISTRIES							PROPERTY AND OTHER ASSETS							CONNECTIONAL PROGRAMS						
	30a	30b	31a	31b	32	33	34	35	36	37	38	39	40a	40b	42	43	44	45	46		
39 Lone Oak	0	0	0	0	0	0	2	16	548342	6354	0	0	5336	5336	200	0	0	0	1009		
40 Miller Grove	0	0	0	0	0	0	2	200	137000	84317	0	0	3529	3529	83	0	0	0	0		
41 Mt. Vernon First	0	0	2	37	1	126	4	920	6031559	97908	0	70159	59559	59559	1562	0	0	0	3614		
42 Belk	0	0	0	0	0	0	18	1000	190000	80500	0	0	3030	3030	89	0	0	0	0		
43 Chicca	0	0	0	0	0	0	6	25	392400	39200	0	0	1101	1101	30	0	0	0	0		
44 Powderly First	0	0	0	1	0	0	18	200	260000	80000	0	0	5596	5596	157	0	0	0	0		
45 Mount Taber-Summer	0	0	0	0	0	0	3	50	153258	10000	0	0	1421	1421	41	0	0	0	0		
46 Calvary	3	47	5	40	1	43	1	3000	2781027	302912	8193	0	58949	58949	158	0	0	0	1335		
47 Paris First	0	0	2	30	1	100	6	11950	9500000	400000	0	0	83522	83522	872	0	0	0	547		
48 Mt. Zion	0	0	0	0	0	16	2	134	523800	2600	35031	3000	8282	8282	24	0	0	0	0		
49 Arthur City St. Mark's	0	0	0	0	0	0	0	169744	0	217	0	0	2075	2075	61	0	0	0	0		
50 Oak Park	0	0	3	15	4	105	2	2065207	15581	0	0	22500	22500	62	0	0	0	0	0		
51 Pickett	0	0	0	0	0	0	0	750000	46437	0	0	4660	4660	0	0	0	0	0	200		
52 Quinlan First	0	0	1	28	4	180	7	1586	1910000	45000	524000	0	38677	38677	0	0	0	0	100		
53 Roxton	0	0	0	0	0	0	2	4	774500	79000	0	0	7562	7562	0	0	0	0	0		
54 Ben Franklin	0	0	0	0	0	0	1	3	226225	28000	0	0	1290	1290	0	0	0	0	0		
55 Satallo	0	0	0	0	0	0	0	0	85000	2800	0	0	687	687	17	0	0	0	0		
56 Old Satallo	0	0	0	0	0	0	0	0	238000	2200	0	0	353	353	13	0	0	0	0		
57 Shoeks Chapel	0	0	0	0	0	0	0	0	254400	119716	0	0	2543	2543	0	0	0	0	0		
58 Pine Forest	0	0	0	0	0	0	1	26	85000	19000	0	0	2072	2072	0	0	0	0	0		
59 Sulphur Bluff	0	0	0	0	0	0	2	70	125000	65000	0	0	2917	2917	70	0	0	0	0		
60 Tira	0	0	0	0	0	0	2	50	200000	35700	0	0	2591	2591	79	0	0	0	0		
61 Sulphur Springs First	0	0	3	52	2	40	1	100	5817975	553000	136950	0	101020	101020	1482	0	0	0	60		
62 Wesley Sulphur Springs	2	12	20	1	55	2	100	2932716	0	0	0	0	37681	37681	0	0	0	0	445		
63 Winkboro First	0	0	1	12	1	30	1	125	1936000	6000	0	0	23772	23772	787	0	0	0	1208		
64 Finney Chapel	0	1	2	6	0	0	2	150	766000	112000	0	0	10543	10543	323	0	0	0	680		
65 Wolfe City First	0	0	0	0	0	0	1	300	1201938	29000	0	0	16481	16481	0	0	0	0	100		
66 Merit	0	0	0	0	0	0	0	0	0	0	0	0	1263	1263	48	0	0	0	66		
67 PARIS-SULPHUR SPRINGS DIST	0	0	0	0	0	0	0	0	0	0	0	0	0	0	0	0	0	0	0		
TOTAL 2009	5	62	37	446	32	1279	150	24787	76537053	7531936	3999812	74159	874765	9881	14013	0	1100	0	0		
TOTAL 2008	6	72	0	0	0	0	0	0	6868523	8665074	4873560	6720	935109	17877	0	41539	0	0	37989		
Incl/Dec 2009 over 2008	-1	-10	37	446	32	1279	150	24787	7871530	-1153138	-873748	67439	874165	-58744	2004	0	-40439	0	-23976		

PARIS-SULPHUR SPRINGS

Statistical Table No. 4

	CHURCH NAME	CONNECTIONAL PROGRAMS										MINISTERIAL SUPPORT						
		47	48	49	50a	50b	50c	50d	50e	50f	51	52	53	54	55	56	57	58
1	Annena	0	0	0	0	0	0	0	0	0	0	0	4800	0	0	0	0	0
2	Boxelder	0	0	901	0	0	0	0	0	0	0	0	11400	0	0	0	1872	0
3	Lone Star	200	0	0	0	0	0	0	0	0	0	0	4200	0	0	0	1200	0
4	Arbala	0	300	200	0	0	0	0	0	0	0	0	4370	0	1062	1004	0	0
5	Gafford Chapel	0	178	6787	0	0	0	0	0	0	0	0	14630	0	3552	3360	0	0
6	Avery	569	0	1610	0	0	0	0	0	0	0	0	15375	0	3000	4125	0	0
7	Williams Chapel	0	675	2400	0	0	0	0	0	0	0	0	6125	0	0	1375	0	0
8	Birbright	0	0	582	0	0	0	0	0	0	0	0	3800	0	3800	0	800	0
9	Nella	0	0	0	0	0	0	0	0	0	0	0	1400	0	1400	0	0	0
10	Blossom	0	0	0	0	0	0	0	0	0	0	0	2304	0	11400	1400	0	0
11	Shady Grove	0	0	0	0	0	0	0	0	0	0	2100	0	0	0	0	0	0
12	Bogata	0	0	1844	2	0	0	0	0	0	0	0	36433	0	3501	3757	0	0
13	Rosale	0	0	0	0	0	0	0	0	0	0	638	2028	0	0	0	0	0
14	Caddo Mills	0	0	0	0	0	0	0	0	0	0	3819	4894	0	6900	3600	5200	0
15	Campbell	0	0	0	0	0	0	0	0	0	0	0	0	0	14000	810	0	0
16	Caney	0	0	0	0	0	0	0	0	0	0	0	0	0	1760	0	0	0
17	Charleston	0	0	0	0	0	0	0	0	0	0	0	0	0	9600	2400	0	0
18	Clarksville McKenzie Memorial	341	0	0	0	0	0	0	0	0	0	7530	7872	20566	19691	6500	0	0
19	Clarksville St. Paul	0	0	0	0	0	0	0	0	0	0	0	7200	0	350	0	0	0
20	Commerce First	1260	11590	2794	0	0	0	0	522	15482	15744	50025	8122	18224	10517	2000	0	0
21	Cono	0	0	850	0	0	0	0	0	0	0	3929	15271	0	8472	0	1673	0
22	Cooper	0	0	0	0	0	0	0	0	0	0	0	27959	0	4650	6800	0	0
23	Cumby	0	0	0	0	0	0	0	0	0	0	0	0	0	9800	0	0	0
24	Cuthand	0	450	4841	0	0	0	0	0	0	0	0	6000	0	4300	5250	0	0
25	Deport	185	0	505	0	50	0	80	0	0	0	0	9105	0	5800	2000	1200	0
26	Martin Memorial	0	0	12239	0	0	25	0	386	3503	0	6114	0	0	3383	2474	0	0
27	Woodland	80	0	300	0	0	0	0	0	0	0	5634	0	2146	2291	0	0	0
28	Enboe	0	0	1200	0	0	0	0	0	0	0	3120	0	0	0	0	0	0
29	Lake Creek	0	0	0	0	0	0	0	0	0	0	3120	0	0	0	0	0	0
30	Kavanaugh	0	0	2458	0	0	0	0	0	7452	7872	40000	0	5007	9000	400	0	0
31	Salem-Kinser	480	0	2460	0	160	0	160	0	7026	7476	28840	0	3213	12250	2880	0	0
32	Floyd	0	102	0	0	0	0	0	0	6152	0	0	0	0	0	0	0	0
33	Greenville Wesley	1000	0	56632	0	0	0	0	0	7872	7878	0	25800	0	19519	0	0	0
34	Westview	0	0	1514	0	135	0	0	0	5758	6138	32495	0	7192	3972	0	0	0
35	Honey Grove McKenzie	0	349	1664	0	0	0	0	0	5816	6089	28964	0	5200	5000	875	0	0
36	Forest Hill	0	817	0	0	0	0	0	0	950	989	5640	0	3600	0	0	0	0
37	Ladonia	0	0	2400	0	0	0	0	0	1807	0	10900	0	3600	0	0	0	0
38	Pearl Gap	0	162	8463	0	0	0	150	0	0	0	11800	0	1000	0	0	0	0

PARIS-SULPHUR SPRINGS

Statistical Table No. 4

CHURCH NAME	CONNECTIONAL PROGRAMS										MINISTERIAL SUPPORT						
	47	48	49	50a	50b	50c	50d	50e	50f	51	52	53	54	55	56	57	58
39 Lone Oak	0	0	0	0	0	0	0	0	10873	0	0	3000	4000	0	0	0	39
40 Miller Grove	0	0	200	0	0	0	0	0	4095	0	0	4725	1160	0	0	0	40
41 Mt. Vernon First	265	2514	73811	0	0	0	0	0	7872	7872	0	8803	9418	0	0	0	41
42 Belk	0	0	500	0	0	0	0	0	5089	5508	3821	3811	3811	0	0	0	42
43 Chicota	0	0	500	0	0	0	0	0	3043	801	1658	442	442	0	0	0	43
44 Powderly First	0	0	500	0	0	0	0	0	10508	2236	5167	1246	0	0	0	0	44
45 Mount Taber-Summer	0	0	0	0	0	0	0	0	3593	842	2232	0	2232	0	0	0	45
46 Calvary	0	2142	12814	0	326	0	0	0	15789	15744	36209	15730	2198	0	0	0	46
47 Paris First	0	0	0	0	0	0	0	0	17723	17020	28833	48000	6562	300	0	0	47
48 Mt. Zion	0	0	250	0	0	0	0	0	3672	6138	12879	2050	6250	0	0	0	48
49 Arthur City St. Mark's	0	195	0	0	0	0	0	0	4386	0	0	725	1900	0	0	0	49
50 Oak Park	0	1200	0	0	0	0	0	0	7872	30746	0	5403	6815	7032	0	0	50
51 Prickton	0	2165	0	0	0	0	0	0	10500	0	15056	177	0	0	0	0	51
52 Quinlan First	0	0	0	0	0	0	0	0	8317	7872	46968	8000	0	11400	0	0	52
53 Roxton	0	0	0	0	0	0	0	0	5513	2952	26791	0	3000	2560	0	0	53
54 Ben Franklin	0	0	0	0	0	0	0	0	4980	0	0	0	0	0	0	0	54
55 Saltillo	0	1000	450	0	0	0	0	0	0	0	0	2400	0	0	0	0	55
56 Old Saltillo	75	210	0	0	0	0	0	0	1200	0	0	0	0	0	0	0	56
57 Shooks Chapel	0	0	0	0	0	0	0	0	3240	0	0	7296	0	0	0	0	57
58 Pine Forest	0	0	0	0	0	0	0	0	7536	0	0	3000	0	0	0	0	58
59 Sulphur Bluff	80	0	0	0	0	0	0	0	0	0	0	3000	1750	3600	0	0	59
60 Tira	600	165	2333	0	0	0	0	0	5100	0	0	3000	1500	3600	0	0	60
61 Sulphur Springs First	0	4835	42807	0	1819	0	0	0	15744	82443	35800	19615	12405	0	0	0	61
62 Wesley Sulphur Springs	0	808	0	0	0	0	25	0	6784	7284	34101	8093	4170	1900	0	0	62
63 Wainsboro First	0	1287	2000	0	0	0	100	0	8114	0	2252	11533	4781	4968	0	0	63
64 Finney Chapel	0	125	233	0	0	0	0	0	2500	0	10000	600	0	0	0	0	64
65 Wolfe City First	0	0	0	0	148	0	0	0	30000	0	0	0	0	0	0	0	65
66 Merit	0	0	0	0	0	0	0	0	0	0	0	0	0	0	0	0	66
67 PARIS-SULPHUR SPRINGS DIST	0	0	0	0	0	0	0	0	0	0	0	0	0	0	0	0	67
TOTAL 2009	5135	26682	238429	2	2312	75	100	741	588	195917	178520	16664	374407	156712	76919	0	0
TOTAL 2008	535	371848	40	546	95	118	798	15	166596	165030	1101313	120437	359752	155735	66760	0	0
Incl Dec 2009 over 2008	-4000	-26682	-113419	-38	1766	-20	-18	-57	543	29321	12490	-3639	-3773	14655	977	10159	0

PARIS-SULPHUR SPRINGS

Statistical Table No. 5

CHURCH/NAME	LOCAL CHURCH EXPENDITURES						RECEIVED FOR ANNUAL BUDGET/SPENDING PLAN								TOTAL INCOME FOR ANNUAL BUDGET/SPENDING PLAN
	60	61	62	63	64	65	66	67a	67b	67c	67d	67e	67f	67g	
1 Annona	0	523	8211	0	0	16055	0	10914	2130	0	0	0	0	0	17824
2 Boxelder	0	785	7050	0	0	26119	14	8929	2977	0	0	0	0	0	13087
4 Lone Star	0	2675	3565	0	0	13653	12	10120	1787	0	0	0	0	0	13088
3 Abala	0	1661	2633	0	700	13806	8	14189	0	0	0	0	0	0	14189
5 Gaudfroid Chapel	0	4725	11671	0	2610	53428	23	81260	0	0	0	0	0	0	81220
6 Avery	6148	8522	11570	0	33645	95884	49	30353	8856	367	0	25	30571	90172	
7 Williams Chapel	0	115	7541	0	21435	10	0	15992	320	0	0	0	0	0	16312
8 Birthright	0	1323	3188	0	21191	35	0	31938	0	47	0	75	5200	37260	
9 Nella	0	7772	1218	0	0	12556	3	4390	0	22	0	0	0	0	4412
10 Blossom	0	882	18301	0	0	40341	81	45178	0	741	0	0	0	0	45019
11 Shady Grove	0	2628	0	0	5316	7	5073	0	0	0	0	1500	0	0	6573
12 Bogata	20893	2650	26565	0	0	122419	60	114065	8544	59	0	155	0	0	122823
13 Rosalie	128	230	4149	0	0	8646	3	6594	0	0	0	0	0	0	6594
14 Cuddo Mills	0	2413	8105	0	11086	50994	0	40071	0	0	0	0	0	0	40071
15 Campbell	0	1500	30234	0	0	50993	12	24006	0	0	0	0	0	387	24387
16 Caneby	0	964	2286	0	0	5974	0	5080	0	0	0	0	0	0	5080
17 Charleston	2100	4813	2550	0	0	26705	17	20820	4102	376	0	0	0	5024	30322
18 Clarksville McKenzie Memorial	21586	1303	40222	0	0	143681	106	115909	701	171	0	975	15014	132616	
19 Clarksville St. Paul	3640	1300	2000	0	3776	5000	48	16000	6500	0	0	0	2500	7500	
20 Commerce First	133878	21418	92674	28360	0	469806	149	386615	10105	7	0	5029	0	383756	
21 Cenno	1500	1501	13970	0	0	55034	19	43346	5154	5900	0	150	6930	61580	
22 Cooper	10332	4191	27639	4880	3505	123686	144	110270	5039	505	0	225	0	116039	
23 Cumby	0	687	1806	0	28422	43510	16	0	25249	58	0	0	466	25773	
24 Cuthand	400	9250	9155	0	0	50435	65	67034	36095	0	0	0	0	103129	
25 Deport	3364	9810	21996	0	1500	69316	24	48585	5286	1922	0	171	7543	63507	
26 Martin Memorial	3350	417	11090	0	0	46200	25	37772	1615	886	0	0	2079	42352	
27 Woodland	2210	317	2840	0	0	19764	14	2179	1462	238	0	600	0	4479	
28 Enloe	3380	130	6010	0	0	15853	0	0	22156	0	0	0	0	22156	
29 Lake Creek	1200	279	4052	0	0	7410	6	7410	0	0	0	0	0	7410	
30 Kavanaugh	93215	12900	78881	0	0	288546	121	226741	33880	2847	255	0	3010	262727	
31 Silems-Kinsler	17610	2247	16128	0	0	115867	70	109847	2134	37	0	0	0	112018	
32 Floyd	830	1946	0	0	216	11000	28	1385	284	292	0	0	787	22748	
33 Greenville Wesley	254473	30173	137936	402281	2263	1112972	269	546878	183958	5545	2793	5000	46405	790579	
34 Westview	10811	8853	24258	9335	8100	135364	74	143998	9361	0	0	120	0	153479	
35 Honey Grove McKenzie	9907	6038	15652	0	9140	103918	60	42180	35326	12439	0	0	0	92862	
36 Forest Hill	0	954	3669	0	4517	19336	8	16962	1341	0	0	0	0	18303	
37 Ladonia	0	900	8300	0	0	30961	9	22531	483	1855	0	0	0	29114	
38 Pecan Gap	0	1500	11844	0	0	39135	23	34738	3040	2803	0	0	0	44025	

PARIS-SULPHUR SPRINGS

Statistical Table No. 6

	RCVD FOR CAPITAL CAMPAIGNS/SPECIAL PROJECTS				RECEIVED FROM OTHER SOURCES				
	68a	68b	68c	68d	68	69a	69b	69c	69
1 Annua	0	0	0	0	0	0	0	0	0
2 Boxelder	0	0	0	0	0	0	0	0	0
4 Lone Star	0	0	0	0	0	0	0	0	0
3 Arhala	0	0	0	0	0	0	0	0	0
5 Galford Chapel	16166	0	0	0	16166	0	0	0	0
6 Avery	0	1265	4688	332	6285	0	0	0	0
7 Williams Chapel	0	1124	0	0	1124	0	0	0	0
8 Birthright	0	0	0	0	0	0	0	0	0
9 Nelta	0	0	0	0	0	0	0	0	0
10 Blossom	0	0	5465	0	5465	0	0	0	0
11 Shady Grove	0	0	0	0	0	0	0	0	0
12 Bogata	0	3743	0	0	3743	0	0	0	0
13 Resalie	0	0	0	0	0	0	0	0	0
14 Caddo Mills	0	0	0	0	0	0	0	0	0
15 Campbell	0	0	0	0	0	0	0	0	0
16 Caney	0	0	0	0	0	0	0	0	0
17 Charleston	0	270	0	0	270	0	0	0	0
18 Clarksville McKenzie Memorial	0	0	0	0	0	0	0	0	0
19 Clarksville St. Paul	0	0	1000	0	1000	0	0	0	0
20 Commerce First	114196	4602	0	0	118798	0	24366	24366	20
21 Cono	0	0	0	0	0	0	0	0	0
22 Cooper	1345	1305	0	7976	10626	0	1800	0	1800
23 Cumby	0	0	0	0	0	0	0	0	0
24 Cuthand	0	0	0	0	0	0	0	0	0
25 Deport	0	200	0	870	1070	0	0	0	0
26 Martin Memorial	0	595	0	0	595	0	0	0	0
27 Woodland	0	610	0	154	764	0	0	0	0
28 Enloe	0	225	0	0	225	0	0	0	0
29 Lake Creek	0	0	0	0	0	0	0	0	0
30 Kavanaugh	0	27897	0	705	28602	0	0	0	0
31 Salens-Kinsler	0	6190	0	0	6190	0	0	0	0
32 Floyd	0	0	0	0	0	0	0	0	0
33 Greenville Wesley	218685	12566	0	3038	234289	0	0	0	0
34 Westview	8190	0	0	135	8325	0	0	0	0
35 Honey Grove McKenzie	0	7964	4000	0	11964	0	0	0	0
36 Forest Hill	0	0	0	0	0	0	0	0	0
37 Ladonia	0	240	0	215	455	0	0	0	0
38 Pecan Gap	0	795	0	795	1590	0	0	0	0

PARIS-SULPHUR SPRINGS

Statistical Table No. 6

	CHURCH NAME	RCVD FOR CAPITAL CAMPAIGNS/SPECIAL PROJECTS				RECEIVED FROM OTHER SOURCES				
		68a	68b	68c	68d	68	69a	69b	69c	69
39	Luau Oak	1220	2930	0	0	4170	0	0	0	39
40	Müller Grove	0	0	0	0	0	0	0	0	0
41	Mt. Vernon First	0	34323	0	52898	87220	0	0	0	0
42	Balk	0	0	0	0	0	0	0	0	0
43	Chicola	0	500	0	0	500	0	0	0	0
44	Powderly First	0	0	0	0	0	0	0	0	0
45	Mount Taber-Summer	0	0	0	0	0	0	0	0	0
46	Calvary	0	2191	17010	484	19685	0	0	0	0
47	Paris First	0	40006	0	0	40006	0	0	0	0
48	Mt. Zion	0	0	0	0	0	8575	0	0	0
49	Arthur City St. Marks	0	0	0	0	0	3171	0	0	0
50	Oak Park	0	4238	0	0	4238	0	0	0	0
51	Pleaton	0	19393	0	0	19393	0	0	0	0
52	Quinnan First	0	526	0	0	526	0	0	0	0
53	Roxton	0	4500	0	0	4500	0	0	0	0
54	Ben Franklin	0	0	0	0	0	0	0	0	0
55	Saltillo	0	0	0	0	0	0	0	0	0
56	Old Saltillo	0	0	0	0	0	0	0	0	0
57	Shooks Chapel	0	55	0	0	55	0	0	0	0
58	Pine Forest	0	0	0	0	0	0	0	0	0
59	Sulphur Bluff	25000	0	0	0	25000	0	0	0	0
60	Tira	0	488	0	0	488	0	0	0	0
61	Sulphur Springs First	52580	17454	216800	2160	288994	0	0	0	0
62	Wesley Sulphur Springs	641	8782	0	195	9618	0	0	0	0
63	Winnshero First	8535	31774	0	0	40309	0	0	0	0
64	Finney Chapel	0	365	0	0	365	0	0	0	0
65	Wolfe City First	35000	100	5000	0	40100	0	0	0	0
66	Merit	0	0	0	0	0	0	0	0	0
67	PARIS-SULPHUR SPRINGS DIST	0	0	0	0	0	0	0	0	0
	TOTAL 2009	481558	237235	232963	70957	1042713	11746	1800	24366	37912
	TOTAL 2008	1236763	327476	108948	0	1673187	14024	24384	12100	50508
	Incl Dec 2009 over 2008	-755205	-90241	144015	70957	-630474	-2278	-22584	12266	-12596

SHERMAN-MCKINNEY

Statistical Table No. 1

CHURCH NAME	PASTOR'S NAME	REMOVED										FULL MEMBERS AT CLOSE OF YEAR										
		1	2A	2B	2C	3	4	5A	5B	5C	6	7	8	9A	9B	9C	9D	9E	9F	9G	9	
		Total Professing Members At Close Of Last Year		This Year On Profession Of Christian Faith	Restored By Affirmation	Previous Year's Reporting Errors, Total Professing Membership By Addition	From Other United Methodist Churches	From Other Denominations	Charge Conference Action	Withdrawn	Previous Year's Reporting Errors - Total Professing Membership By Subtraction	Transfer To Other United Methodist Churches	Transfer To Other Denominations	Death	Asian	AA/Black	Hispanic/Latino	Native American	Pacific Islander	White	Multi-Racial	Total Professing Members At Close Of This Year
30	Howe	394	3	0	0	0	6	5	0	0	4	0	4	0	0	0	1	0	0	397	2	400
31	Leonard	318	10	0	0	11	2	3	0	0	0	0	0	0	0	0	0	0	0	340	0	340
32	McKinney First	2521	56	35	0	70	46	35	9	0	26	16	18	8	21	28	2	0	0	2557	8	2624
33	Stonebridge	1819	80	4	0	52	35	72	15	0	13	10	2	4	9	12	0	0	2	1851	0	1878
34	Wellspring	136	7	0	0	4	2	22	9	10	6	3	0	1	1	15	0	0	0	80	2	99
35	McKinney Wesley	343	17	4	0	4	4	5	24	5	2	2	3	3	3	6	0	1	1	323	3	339
36	Pleasant Grove	17	3	0	0	0	0	0	0	0	0	1	1	0	0	0	0	0	0	18	0	18
37	Verona	12	0	0	0	0	0	0	0	0	0	0	0	0	0	0	0	0	0	12	0	12
38	Lakeway	409	4	6	0	12	10	0	0	0	1	0	13	0	1	0	0	0	0	426	0	427
39	Princeton	103	2	0	0	3	0	0	1	0	1	0	2	0	0	2	0	0	0	104	0	104
40	Prosper	426	14	0	0	17	0	52	0	9	4	4	4	1	0	2	0	0	0	385	0	388
41	Sadler	61	0	0	0	1	0	0	2	0	2	0	2	0	0	0	0	0	0	56	0	56
42	Sherman First	1661	25	0	0	13	25	0	0	9	2	12	0	1	9	0	0	0	0	1690	1	1701
43	Friendship	106	1	0	0	4	5	0	0	0	0	0	0	0	0	0	0	3	0	113	0	116
44	Sherman Grace	329	2	0	0	15	8	9	2	0	6	0	6	0	2	0	0	0	0	329	0	331
45	Key Memorial	238	3	0	0	0	0	0	0	7	0	10	1	1	3	1	0	0	0	218	0	224
46	St. James	38	0	0	0	0	6	0	0	1	0	4	0	0	38	0	0	0	0	0	0	39
47	Haven Chapel	64	6	0	0	1	0	0	2	0	0	0	1	0	60	0	0	0	0	3	5	68
48	Triga	91	9	0	0	0	0	6	0	0	0	2	0	0	1	0	0	0	0	91	0	92
49	Tom Bean	159	1	0	0	4	0	0	0	1	0	0	0	0	0	0	0	0	0	163	0	163
50	Trenton	186	6	0	0	0	1	2	0	11	2	3	3	0	0	3	0	0	0	174	0	177
51	Valley View	93	4	0	0	7	1	0	0	0	0	0	0	0	0	0	0	0	0	105	0	105
52	Van Alstyne	392	19	2	0	4	4	16	14	0	5	4	2	0	0	5	0	0	0	375	0	380
53	Virginia Point	41	4	0	0	0	0	0	0	0	1	0	0	0	0	0	0	0	0	44	0	44
54	Whitesboro	601	6	0	0	4	5	29	0	0	0	1	0	0	1	0	0	0	0	585	0	586
55	Whitewright	292	4	0	0	3	2	0	0	1	2	2	2	0	1	0	0	0	0	295	0	296
56	Marvin	30	1	0	0	0	0	0	0	2	0	0	0	0	0	0	0	0	0	29	0	29
57	Windom	40	0	0	1	0	0	0	0	0	0	0	0	0	0	0	0	0	0	41	0	41
58	Hail	13	0	0	0	0	0	0	3	0	2	1	1	0	0	0	0	0	0	6	0	6
59	Lanauis	20	0	0	0	0	0	0	0	1	0	0	0	0	0	0	0	0	0	19	0	19
60	Spring Creek	6	0	0	0	0	0	0	0	6	0	0	0	0	0	0	0	0	0	0	0	6
61	SHERMAN-MCKINNEY DIST	15522	405	57	15	291	238	476	82	39	140	70	179	21	142	142	10	5	15220	32	15572	
	TOTAL 2009	15388	398	86	0	385	262	453	60	177	88	189	19	143	105	6	7	15253	19	15552		
	TOTAL 2008	164	7	-29	15	-94	-24	-23	-22	-39	-37	-18	-10	2	-1	37	4	-2	-4	-33	13	20

Incl/Exc. 2009 over 2008

SHERMAN-MCKINNEY

Statistical Table No. 3

	MISSION AND COMMUNITY MINISTRIES								PROPERTY AND OTHER ASSETS						CONNECTIONAL PROGRAMS					
	30a	30b	31a	31b	32	33	34	35	36	37	38	39	40a	40b	42	43	44	45	46	
CHURCHNAME																				
1 Anna	0	0	5	35	32	33	34	35	365000	70250	0	0	0	14915	14915	0	200	0	1701	
2 Belis	0	0	0	2	1	30	1	600	780000	22531	6636	0	0	17983	17983	0	0	0	0	
3 Blanton Chapel	0	0	0	0	0	0	0	0	120000	500	0	0	0	929	929	0	0	0	0	
4 Blue Ridge	0	0	0	0	3	25	4	65	1119230	116017	116017	0	0	10985	10985	0	0	0	1004	
5 Bonham First	0	0	1	10	3	150	1	15	1664500	106389	0	0	0	42103	42103	0	0	0	0	
6 Bonham Wesley	0	0	0	0	0	0	0	0	576780	1741	10000	0	0	4418	3200	0	0	0	1006	
7 Telephone	0	0	0	0	0	0	0	0	60500	20489	0	0	0	1289	1289	0	0	0	0	
8 Callisburg	0	0	0	0	2	70	2	100	488884	165000	0	0	0	7267	7267	0	300	0	5838	
9 Celeste	0	0	2	15	1	5	3	52	628357	9000	0	0	0	7752	7752	0	0	0	0	
10 Kingston	0	0	2	2	2	2	2	26	220000	2000	0	0	0	2296	2296	0	0	0	0	
11 White Rock	0	0	1	4	1	2	2	6	113000	11500	0	0	0	1374	1374	0	0	0	0	
12 Celina	2	21	0	0	1	23	1	26	3000101	81478	174102	0	0	30849	15491	0	0	0	0	
13 Chambersville	0	0	0	0	0	0	0	0	650000	74433	0	0	0	5701	5701	0	0	0	0	
14 Cottage Hill	0	0	0	0	0	0	0	0	2375000	27900	0	0	0	2744	2744	0	0	0	0	
15 Collinsville	0	0	0	0	0	0	0	0	195300	24941	0	0	0	2798	2798	0	0	0	60	
16 Hartless Memorial	0	0	0	0	0	0	0	0	351000	9800	0	0	0	4613	4613	0	0	0	0	
17 Price	0	0	0	0	0	0	1	3	715000	92000	0	0	0	4116	4116	0	0	0	60	
18 Denison Trinity	0	0	0	6	1	100	5	500	1475000	42441	44152	0	0	15407	15407	0	0	0	0	
19 Waples Memorial	0	0	0	31	3	125	1	40	9829880	265667	0	0	0	54193	54193	0	0	0	0	
20 Ector	0	0	0	0	0	3	10	200	473000	71480	0	0	0	3413	3413	0	50	0	185	
21 Mulberry	0	0	0	0	0	0	5	50	187000	17036	0	0	0	1130	1130	0	25	0	0	
22 Era	0	0	0	0	0	0	0	0	400000	48000	0	0	0	5107	5107	0	0	0	0	
23 Rosston	0	0	0	0	0	0	0	0	353000	16838	0	0	0	2944	2944	0	0	0	0	
24 Farmersville	0	0	0	0	0	0	3	112	2035000	48133	0	0	0	29623	29623	0	0	0	850	
25 Gainesville First	0	0	5	60	3	140	4	500	5105504	611844	1282447	67000	0	56390	56390	700	700	0	973	
26 Mission	0	0	0	0	0	0	0	0	150000	5000	0	0	0	2450	2450	0	0	0	0	
27 Sreell's Bend	0	0	0	0	0	0	0	0	55000	6770	0	0	0	1110	1110	0	0	0	0	
28 Whaley	0	0	4	41	1	19	2	150	5602500	641587	1015051	0	0	45039	45039	484	0	0	55	
29 Grove Hill	0	0	0	0	0	0	0	0	83000	22000	0	0	0	839	839	0	0	0	0	

SHERMAN-MCKINNEY

Statistical Table No. 3

CHURCH NAME	MISSION AND COMMUNITY MINISTRIES										PROPERTY AND OTHER ASSETS						CONNECTIONAL PROGRAMS					
	30a	30b	31a	31b	31c	32	33	34	35	36	37	38	39	40a	40b	42	43	44	45			
30 Howe	0	0	4	84	5	85	3	97	3972000	274653	248537	38	39	36857	26857	0	0	300	0	60		
31 Leonard	0	0	1	13	2	15	3	50	1460000	36000	3140000	0	0	20337	20337	0	0	0	0	100		
32 McKinney First	0	0	2	62	3	150	2	575	8418756	2574717	3140000	0	0	170682	170682	2275	0	0	0	445		
33 Stonebridge	3	57	9	252	13	1402	8	1054	8689068	3318667	5774415	13662	146061	146061	318667	2625	0	0	0	400		
34 Wellspring	0	0	2	9	0	445	0	27	620000	9127	351048	5533	19070	19070	2033	0	0	0	0	34		
35 McKinney Wesley	0	0	2	50	4	320	3	650	3991120	239000	1222650	0	0	33246	33246	0	0	0	0	195		
36 Pleasant Grove	0	0	0	0	0	0	1	60	49500	11708	0	0	0	1380	1380	0	0	0	0	0		
37 Verona	0	0	0	0	0	0	0	0	49500	23155	0	0	0	862	862	0	0	0	0	0		
38 Lakeway	0	0	0	0	0	0	5	1938	1958473	27305	65432	0	0	29295	29295	0	0	9305	0	0		
39 Princeton	0	0	4	31	0	44	1	44	666100	57766	0	1	0	10153	10153	3	0	160	0	0		
40 Prosper	0	0	3	25	10	325	3	1000	1029415	10978662	450323	0	0	36644	36644	1592	0	205	0	0		
41 Sadler	0	0	0	0	0	0	0	0	283000	48580	0	0	0	6259	6259	0	0	0	0	0		
42 Sherman First	1	30	27	398	12	109	9	217	9533319	12884	271730	0	0	114534	114534	1000	0	0	0	800		
43 Friendship	0	0	0	0	0	0	1	25	474000	29020	78118	0	0	9225	9225	82	0	100	0	0		
44 Sherman Grace	3	21	3	41	4	32	7	167	1729522	60022	49200	0	0	38800	38800	6195	0	0	0	700		
45 Key Memorial	0	0	1	2	5	326	4	5630	1981200	35000	175000	0	0	19059	19059	0	0	0	0	0		
46 St. James	0	0	0	0	0	0	2	135	331000	1600	0	0	0	1602	1602	0	0	0	0	0		
47 Haven Chapel	0	0	0	0	0	0	5	415	212000	6808	0	0	0	3489	3489	0	0	0	0	0		
48 Tingo	1	1	0	0	0	0	0	0	350000	3000	90000	0	0	5404	5404	0	0	100	0	0		
49 Tom Bean	0	0	0	0	1	29	5	56	749000	46170	0	0	0	11693	11693	0	0	0	0	0		
50 Trenton	0	0	2	49	0	0	8	125	1714800	47063	48623	0	0	13130	13130	0	0	0	0	0		
51 Valley View	0	0	0	0	1	40	3	300	1038697	13157	115958	0	0	8299	8299	0	0	102	0	0		
52 Van Alstyne	0	0	2	10	1	85	3	200	5021551	232218	0	0	0	41382	41382	45	0	0	0	0		
53 Virginia Point	0	0	0	0	0	0	0	5	193084	89757	0	0	0	1843	1843	0	0	100	0	0		
54 Whitesboro	1	11	0	0	0	0	3	120	3273360	154970	143749	0	0	41470	41470	0	0	710	0	750		
55 Whitewright	0	0	5	24	4	20	3	95	1849871	51300	0	9000	0	21905	21905	0	0	0	0	0		
56 Marvin	0	0	0	0	0	0	0	0	35000	2000	0	0	0	1416	1416	0	0	0	0	0		
57 Windom	0	0	0	0	0	0	3	0	375000	30000	0	0	0	3754	3754	0	0	0	0	0		
58 Hail	0	0	0	0	0	0	0	0	81250	21711	0	0	0	955	955	0	0	0	0	0		
59 Lannus	0	0	0	0	0	0	0	0	35750	3079	0	0	0	869	869	0	0	0	0	0		
60 Spring Creek	0	0	0	0	0	0	0	0	0	0	0	0	0	477	477	0	0	0	0	0		
61 SHERMAN-MCKINNEY DIST	0	0	0	0	0	0	0	0	0	0	0	0	0	0	0	0	0	0	0	0		
TOTAL 2009	11	141	87	1265	93	3632	171	16196	97201481	2413278	14874189	95195	1219951	199190	199190	14951	0	13322	0	6586		
TOTAL 2008	25	363	0	0	0	0	0	0	100913669	22013796	13904589	33448	61747	1219951	1245274	34883	0	20192	0	20064		
Inc/Dec 2009 over 2008	-14	-222	87	1265	93	3632	171	16196	-3712188	2118982	969800	61747	1219951	-46084	-19632	0	0	-6870	0	-13478		

SHERMAN-MCKINNEY

Statistical Table No. 4

	CONNECTONAL PROGRAMS										MINISTERIAL PROGRAMS						
	47	48	49	50a	50b	50c	50d	50e	50f	51	52	53	54	55	56	57	58
CHURCH/NAME	Annual Conference Special Sunday Offerings	Benevolences Directly To UM Causes (Not To AC Treasurer)	Benevolences Paid Directly To Non-UM Benevolent And Charitable Causes	Human Relations Day	One Great Hour Of Sharing	Peace With Justice	Native American Ministries	World Communion	UM Student Day	Direct-Billed Clergy Non-Health Benefits (Pension)	Direct-Billed Clergy Health Benefits	Base Compensation To Pastor	Base Compensation To Associate Pastors	Housing And Utilities And/Or Related Allowances - Pastor And Associate(s)	Accountable Reimbursements - Pastor And Associate(s)	Other Cash Allowances (Non-Accountable) - Pastor And Associate(s)	Salary And Benefits For Deacons
1 Anna	0	823	1089	0	0	0	0	0	0	5384	6300	25000	0	12000	7500	0	0
2 Bells	0	0	0	0	0	0	0	0	0	6604	6696	37009	0	3000	0	0	0
3 Blanton Chapel	0	0	0	0	0	0	0	0	0	2400	0	0	0	0	0	0	0
4 Blue Ridge	0	0	9285	0	0	0	0	0	0	5419	6696	21921	0	8355	7960	0	0
5 Bonham First	0	0	3143	0	0	0	0	0	0	7611	7872	44232	0	6000	814	0	0
6 Bonham Wesley	1100	2000	0	0	100	0	0	0	0	0	6000	0	0	5768	0	6000	0
7 Telephone	0	0	0	0	0	0	0	0	0	0	0	3600	0	0	0	1200	0
8 Callisburg	0	226	5273	0	0	0	0	0	0	5406	5904	11372	0	0	10000	3000	0
9 Celeste	0	800	650	0	0	0	0	0	0	0	0	15268	0	3825	4225	0	0
10 Kingston	0	150	100	0	0	0	0	0	0	0	0	5925	0	1355	1365	0	0
11 White Rock	0	100	300	0	0	0	0	0	0	6985	7476	3960	0	970	910	0	0
12 Ceina	0	0	0	0	0	0	0	0	0	3713	0	2760	0	23496	5270	0	0
13 Chambersville	0	0	3300	0	0	0	0	0	0	0	0	9125	0	2875	1800	0	0
14 Cottage Hill	0	0	350	0	0	0	0	0	0	0	0	8260	0	2980	0	0	0
15 Collinsville	0	0	0	0	0	0	0	0	0	0	0	10000	0	0	0	0	0
16 Hartless Memorial	0	723	0	0	0	0	0	0	0	0	0	7212	0	8666	3000	0	0
17 Price	10	0	0	0	0	0	0	0	0	0	0	9600	0	1221	0	0	0
18 Dunison Trinity	0	1544	5401	6	60	27	141	14	0	7105	7476	32698	0	6000	7000	0	0
19 Waples Memorial	0	0	0	753	237	87	107	0	0	8424	7872	65925	0	14035	18054	7032	0
20 Ector	49	25	1470	0	111	0	75	0	0	0	0	997	0	6031	5035	0	0
21 Mulberry	0	525	600	0	0	0	0	0	0	0	0	1406	0	4405	3000	0	0
22 Era	0	5200	0	0	0	0	0	0	0	0	0	16700	0	0	0	0	0
23 Rosston	0	2693	0	0	0	0	0	0	0	0	0	10750	0	0	0	0	0
24 Farmersville	0	0	0	0	0	0	0	0	0	7499	7872	48356	0	7135	4023	0	0
25 Gainesville First	450	0	0	0	496	0	0	0	0	9032	7872	66174	0	36500	3855	0	0
26 Mission	0	0	0	0	0	0	0	0	0	1713	0	4800	0	0	0	0	0
27 Snell's Bend	0	0	978	0	0	0	0	0	0	0	0	1800	0	0	0	0	0
28 Whaley	187	0	44824	29	237	35	48	132	33	7651	7872	39895	0	5000	13888	13032	0
29 Grove Hill	0	125	425	0	0	0	0	0	0	0	0	0	0	2200	0	0	0

SHERMAN-MCKINNEY

Statistical Table No. 4

CHURCHNAME	CONNECTIONAL PROGRAMS										MINISTERIAL SUPPORT						
	47	48	49	50a	50b	50c	50d	50e	50f	51	52	53	54	55	56	57	58
30 Howe	0	0	0	0	0	0	0	0	0	7831	7872	45313	0	5000	0	7032	0
31 Leonard	0	0	800	0	0	0	0	0	0	6312	6696	30373	0	3032	7877	1980	0
32 McKinney First	0	4283	268269	0	2008	0	0	0	0	25220	23616	74400	82658	68430	26913	21840	43750
33 Stonedridge	0	1750	97654	0	0	0	0	0	0	16174	15088	69638	24005	69638	7910	30659	33
34 Wellspring	0	9523	0	0	0	0	0	0	7382	7216	15941	4500	18642	560	0	34	0
35 McKinney Wesley	0	30760	33192	0	0	0	0	0	7341	7216	47197	0	6683	1182	6116	0	35
36 Pleasant Grove	0	0	0	0	0	0	0	0	0	5200	0	0	0	0	0	0	36
37 Verona	0	0	0	0	0	0	0	0	0	3600	0	0	0	0	200	0	37
38 Lakeway	0	0	6573	0	0	0	0	0	7580	7872	40921	0	5116	4216	3516	14201	38
39 Princeton	0	0	12269	0	205	0	0	0	6006	6300	32000	0	6200	1800	0	0	39
40 Prosper	0	131	1422	37	0	0	132	134	5251	5248	51325	14000	3878	5861	0	0	40
41 Sudler	0	20	0	0	0	0	0	0	2727	2702	0	3718	445	0	0	0	41
42 Sherman First	0	0	0	0	0	0	0	0	8941	9532	88550	36900	45132	25200	10032	0	42
43 Friendship	0	185	1783	0	0	0	0	0	5769	6696	29263	0	3500	3250	0	0	43
44 Sherman Grace	300	400	9487	308	809	0	345	0	15695	15744	54111	41684	21109	2897	5460	0	44
45 Key Memorial	0	0	0	0	0	0	0	0	6666	7080	29309	0	4600	2400	7324	0	45
46 St. James	0	0	0	0	0	0	0	0	9617	9617	0	0	983	0	0	0	46
47 Haven Chapel	0	0	300	0	0	0	0	0	0	12200	0	0	983	0	0	0	47
48 Tuga	0	0	0	0	0	0	0	0	0	2000	0	0	11000	4500	0	0	48
49 Iron Bean	0	0	0	0	0	0	0	0	6648	7270	28000	0	4056	4033	7032	0	49
50 Trenton	0	0	2875	0	0	0	0	0	5915	6138	37155	0	4477	1328	0	0	50
51 Valley View	0	0	753	0	0	0	0	0	3039	3672	26305	0	4864	2829	0	0	51
52 Van Alstyne	0	0	50445	0	0	0	0	0	7902	7872	51486	9506	12505	300	0	0	52
53 Virginia Point	300	0	0	0	0	0	100	0	0	3750	0	0	3750	0	0	0	53
54 Whitesboro	0	0	21731	0	672	0	313	0	7941	7872	51528	0	8547	8664	7032	0	54
55 Whitewright	216	0	0	0	0	0	0	0	7775	7872	43628	0	3679	2684	3516	0	55
56 Marvin	0	0	0	0	0	0	0	0	0	4704	0	0	0	0	0	0	56
57 Windom	0	137	0	0	230	0	0	0	0	12300	0	0	0	2200	0	0	57
58 Hail	0	0	350	0	0	0	0	0	0	7400	0	0	0	0	0	0	58
59 Lannus	0	0	0	0	0	0	0	0	0	1300	0	0	0	0	0	0	59
60 Spring Creek	0	0	0	0	0	0	0	0	0	0	0	0	0	0	0	0	60
61 SHERMAN-MCKINNEY DIST	0	0	0	0	0	0	0	0	0	0	0	0	0	0	0	0	61
TOTAL 2009	2612	44707	623014	380	5681	299	276	1218	167	250659	246780	1510361	213253	462341	224451	123554	88510
TOTAL 2008	144	782900	245	5136	158	482	1157	82	220099	216382	1427384	155916	506088	229743	122874	56572	31938
Inc/Dec 2009 over 2008	2468	44707	135	545	141	-206	61	85	30560	10398	82977	57337	-43747	-5292	680	31938	

SHERMAN-MCKINNEY

Statistical Table No. 5

CHURCHNAME	LOCAL CHURCH EXPENDITURES						RECEIVED FOR ANNUAL BUDGET/SPENDING PLAN								
	60	61	62	63	64	65	66	67a	67b	67c	67d	67e	67f	67g	67
1 Anna	21868	10983	28391	0	0	134123	119	38794	71820	12065	0	0	0	0	127753
2 Bells	11988	12668	38889	15350	0	150189	109	131276	16617	9991	8	25	0	0	157917
3 Blanton Chapel	0	125	800	0	0	4254	5	0	7500	0	0	0	0	0	7500
4 Blue Ridge	18514	3892	19953	73330	0	186410	43	0	124950	6325	118	0	440	3840	135673
5 Bonham First	80538	8149	50424	0	600	251486	67	134784	130659	7850	0	1950	0	0	275243
6 Bonham Wesley	3600	3470	7984	0	1048	40370	20	0	44695	0	0	0	0	0	44695
7 Telephone	0	385	3235	0	0	9709	8	6272	0	0	75	0	0	0	6347
8 Cullisburg	0	7567	11397	0	18228	75213	61	0	66638	0	0	0	0	6778	73416
9 Celeste	1200	6091	7458	0	0	58579	82	0	34618	34491	0	0	0	1575	70684
10 Kingston	0	276	5046	0	0	16513	29	0	12796	4207	0	0	0	0	17003
11 White Rock	0	843	1581	0	0	10038	10	0	9943	4027	0	0	0	0	13970
12 Ceina	11758	12736	15802	79311	35991	348076	162	169688	87162	5890	78	0	1440	0	264258
13 Chambersville	8830	1096	6300	0	0	42740	30	0	0	41962	2009	0	2945	8480	55396
14 Cottage Hill	1400	441	6289	0	0	22504	20	0	29075	0	0	0	0	0	29075
15 Collinsville	4200	7233	3216	0	5485	32992	20	0	49004	4031	204	0	0	0	53239
16 Hartless Memorial	0	1655	8468	0	0	34337	50	0	0	37542	0	0	0	0	37542
17 Price	10865	536	9965	0	0	36373	12	106315	22971	0	0	2322	4957	0	30250
18 Denison Trinity	32867	23811	32851	0	24000	197473	82	0	54629	16248	57	0	0	0	177249
19 Waples Memorial	137547	16051	106147	0	2400	438844	151	437980	0	65836	83	0	2544	6107	510550
20 Ector	0	1354	8804	0	500	28099	26	0	26983	4285	275	0	0	0	31543
21 Mulberry	0	1182	2453	0	7615	22341	12	0	20750	3661	165	0	100	0	24676
22 Era	1200	1620	7013	0	0	36840	23	0	22943	836	0	0	0	0	23779
23 Rosston	1435	365	6496	0	1171	25854	19	0	22247	773	749	0	0	0	23769
24 Farmersville	73687	4186	57337	0	10994	251562	90	0	210154	4484	385	0	0	0	215023
25 Gainsville First	185765	31018	65087	147076	6998	619086	218	358052	144625	15223	3294	0	10200	95087	626483
26 Mission	0	480	5280	0	0	14723	21	0	16350	2080	0	0	0	0	18430
27 Swell's Bend	0	127	705	0	7907	12627	16	0	6676	464	0	0	0	0	7140
28 Whaley	92950	15859	75482	89120	0	451802	152	248986	92889	5869	2166	0	350	1758	352018
29 Grove Hill	0	0	2484	0	0	6093	8	0	14231	0	0	0	0	0	14231

SHERMAN-MCKINNEY

Statistical Table No. 5

CHURCH NAME	LOCAL CHURCH EXPENDITURES						RECEIVED FOR ANNUAL BUDGET/SPENDING PLAN						TOTAL INCOME FOR ANNUAL BUDGET/SPENDING PLAN				
	60	61	62	63	64	65	66	67a	67b	67c	67d	67e		67f	67g	67h	
30 Hows	40490	17653	33960	34206	49100	296181	117	232379	11176	38835	0	600	0	0	247900	30	
31 Leonard	28272	5268	48325	0	28100	187472	40	75000	72020	1049	0	250	0	0	148002	31	
32 McKinney First	547312	93457	182723	215649	12040	1865970	1006	1141617	446763	68233	0	48472	0	0	1710047	32	
33 Stonebridge	580167	31933	122491	384081	163111	1766200	136	1192397	57814	136	0	26924	0	0	2027165	33	
34 Wellspring	15683	5846	23345	17123	0	163794	52	123854	18356	53	0	0	0	0	147374	34	
35 McKinney Wesley	58628	32156	76668	105388	26800	472968	174	309704	6293	5	0	38063	0	0	417249	35	
36 Pleasant Grove	1050	700	2508	0	4386	15224	6	0	3204	13986	0	0	0	0	17190	36	
37 Verona	1200	290	3084	0	0	9236	10	0	9160	0	0	0	0	0	9160	37	
38 Lakeway	45838	7633	52235	17487	39834	291642	191	217967	4814	57	0	21976	0	0	230652	38	
39 Princeton	10492	1674	20497	0	10429	118188	52	64663	36601	21221	0	109	262	0	122856	39	
40 Prosper	103000	22316	67047	21388	0	339611	110	191838	84318	68	0	6634	17584	0	307051	40	
41 Sadler	3740	2915	9954	0	0	57480	15	36000	12837	0	0	0	0	0	48837	41	
42 Sherman First	220404	29643	137955	36782	37661	803066	578	584689	98471	20202	2256	9051	11110	20032	745811	42	
43 Friendship	9423	6827	12541	6880	0	93424	48	81555	33998	0	0	3571	10791	0	99315	43	
44 Sherman Grace	104644	20468	67340	10800	84320	501616	91	327990	45209	3555	535	0	247	1666	379202	44	
45 Key Memorial	25187	25308	33782	6000	53786	220501	70	121510	6452	3548	0	0	0	20152	151662	45	
46 St. James	0	250	5000	0	570	18022	16	0	29507	300	0	0	0	0	500	30307	46
47 Haven Chapel	0	1200	1650	0	0	19822	40	0	38918	0	0	0	0	0	38918	47	
48 Trigg	0	1938	5480	1124	0	31546	31	59052	6000	4052	0	0	0	0	69104	48	
49 Tean Bean	11200	2050	18088	0	0	100070	64	0	89472	13200	0	0	800	12300	115772	49	
50 Trenton	8739	4688	30019	42564	13256	170284	56	98430	16356	6380	0	0	0	3629	124725	50	
51 Valley View	17156	2963	11125	10140	1595	92842	27	73738	5383	0	0	0	0	9156	88277	51	
52 Van Alstyne	82967	31432	90465	0	4247	390554	234	283549	146915	24088	4682	3901	0	0	463135	52	
53 Virginia Point	1200	2495	8779	0	13039	35356	20	26396	0	0	2895	0	0	0	29291	53	
54 Whitesboro	108424	25216	58196	11500	57661	418227	226	0	334284	10169	0	1235	1266	0	346954	54	
55 Whitewright	34390	15043	42570	35467	19176	237919	36	149384	64825	7109	1516	0	779	0	223613	55	
56 Marvin	0	700	2700	0	0	9520	13	0	7600	4300	0	0	0	0	11900	56	
57 Windom	0	1370	2538	0	0	22529	23	0	5000	884	0	0	0	0	26884	57	
58 Hail	0	472	2283	0	0	11460	5	0	7303	85	0	0	0	0	7388	58	
59 Lannuis	0	0	2013	0	0	4182	6	0	3204	0	0	0	0	0	3204	59	
60 Spring Creek	0	0	0	0	0	0	0	0	0	0	0	0	0	0	0	60	
61 SHERMAN-MCKINNEY DIST																61	
TOTAL 2009	2865378	566083	1770698	1360966	742048	12224156	5802	6600187	3884266	614628	47344	13323	165696	489791	11815235		
TOTAL 2008	2964218	597885	1907440	1622602	1236516	13437125	4855	6929775	3800109	73176	70497	112497	167000	503305	12321059		
In:Dec 2009 over 2008	-98840	-31802	-136742	-261636	-494468	-1112969	947	-329588	84157	-122548	-23153	-99174	-2004	-13514	-505824		

SHERMAN-MCKINNEY

Statistical Table No. 6

CHURCH NAME	RCVD FOR CAPITAL CAMPAIGNS/SPECIAL PROJECTS			RECEIVED FROM OTHER SOURCES		
	68a	68b	68c	68d	68e	68f
30 Hows	44399	0	0	0	44399	0
31 Leonard	24714	1150	0	0	25864	0
32 McKinney First	643229	33431	0	4283	680943	0
33 Stonebridge	81198	17401	24160	0	122759	0
34 Wellspring	14219	0	0	0	14219	0
35 McKinney Wesley	6040	270	0	15043	21353	0
36 Pleasant Grove	0	0	0	0	0	0
37 Verona	0	13093	0	0	13093	0
38 Lakeway	0	0	0	0	0	0
39 Princeton	0	0	0	0	0	0
40 Prosper	0	60	0	2151	2211	0
41 Suller	0	48580	0	0	48580	0
42 Sherman First	55570	7175	0	0	62745	0
43 Friendship	0	50	989	2347	3386	5196
44 Sherman Grace	120769	3060	0	15127	138956	0
45 Key Memorial	65130	1870	0	0	67000	0
46 St. James	0	0	0	0	0	2800
47 Haven Chapel	0	0	1235	0	1235	0
48 Truga	0	0	0	0	0	920
49 Tom Bean	0	920	0	0	920	0
50 Trenton	41228	850	0	435	42513	0
51 Valley View	0	0	0	0	0	2333
52 Van Alstyne	0	2180	0	90	2270	0
53 Virginia Point	0	0	0	0	0	0
54 Whitesboro	21329	8471	26955	21660	78415	0
55 Whitewright	13000	0	0	0	13000	0
56 Marvin	0	0	0	0	0	0
57 Windom	0	0	65	0	65	0
58 Hail	0	0	0	0	0	0
59 Lannus	0	0	0	0	0	0
60 Spring Creek	0	0	0	0	0	0
61 SHERMAN-MCKINNEY DIST	0	0	0	0	0	0
TOTAL 2009	1449734	307178	133343	101847	1992102	17421
TOTAL 2008	1308281	569753	233009	101847	2111043	26127
Inc/Dec 2009 over 2008	141453	-262575	-99666	101847	-118941	-8706
						0
						-5200
						27500
						39721
						53627
						-13906

WICHITA FALLS

Statistical Table No. 1

	CHURCH MEMBERSHIP																					
	RECEIVED						REMOVED						FULL MEMBERS AT CLOSE OF YEAR									
CHURCH NAME	PASTORS NAME	Total Professing Members At Close Of Last Year	2A	2B	2C	3	4	5A	5B	5C	6	7	8	9A	9B	9C	9D	9E	9F	9G	9	
1 Alford	J. Edward Cherryholmes	96	0	0	0	1	4	0	0	0	1	0	0	0	0	0	0	0	0	0	0	100
2 Anelope	Bobby Hoover	11	0	0	0	0	0	0	0	0	0	0	0	0	0	0	0	0	0	0	0	11
3 Archer City	Richard Davis	230	0	0	0	3	6	16	0	0	-4	5	5	0	0	0	0	0	209	0	0	209
4 Bellevue	Gary L. Tahmahkera	19	0	0	0	0	0	0	0	0	0	0	3	0	0	0	0	0	16	0	0	16
5 Vashit	Gary L. Tahmahkera	26	1	0	0	0	0	0	0	0	0	0	0	0	0	0	0	0	21	0	0	21
6 Bowie	John Scott Melton	245	0	0	0	7	3	0	0	0	4	0	6	1	0	0	0	0	241	0	0	242
7 Boyd	Robert A. Turk	191	5	2	0	4	3	12	1	0	0	2	1	0	0	0	0	0	188	1	0	189
8 Bridgeport	Dana Coker	594	19	0	0	16	13	109	6	0	3	3	3	1	0	0	6	1	503	5	0	518
9 Byson	Tammy Valentine	42	0	0	0	0	0	0	0	0	0	0	1	0	0	0	0	0	41	0	0	41
10 Perrin	Tammy Valentine	12	0	1	0	0	0	0	0	0	0	0	0	0	0	0	0	0	13	0	0	13
11 Burkhurnett	Donald Pellikan	393	10	0	0	8	1	42	0	13	4	3	8	0	0	0	3	3	336	0	0	342
12 Byers	Terrri Hale Whigmore	59	0	0	0	0	0	0	0	0	0	0	0	0	0	0	0	0	59	0	0	59
13 Morris Memorial	Elaine Bussey	131	0	0	5	0	0	0	0	0	3	8	3	0	0	0	0	0	117	0	0	117
14 Decatur First	Ray Spore	973	7	0	20	8	4	1	9	0	2	6	10	1	1	4	0	0	970	8	0	984
15 Decatur Oak Grove	James F. Dean	76	0	0	0	3	2	0	0	17	1	0	0	0	0	0	0	0	63	0	0	63
16 Electra	Robert W. Lee	216	3	0	0	0	4	0	0	8	2	0	3	0	0	0	0	0	207	3	0	210
17 Foresburg	Elwin N (Sim) Campbell	61	6	0	0	0	0	0	0	0	0	2	0	0	0	0	4	0	59	0	0	63
18 Friberg-Cooper	Paul Meyenberg	85	2	0	0	1	9	0	0	3	0	3	2	0	0	0	4	0	88	0	0	92
19 Henrietta	Chris Yost	407	9	0	0	4	2	0	0	0	0	3	8	0	0	1	0	0	410	0	0	411
20 Holliday	Shelley McNew	157	3	0	0	0	0	0	0	0	0	0	0	0	0	0	0	0	160	0	0	160
21 Dundee	Shelley McNew	7	0	0	0	0	0	0	0	0	0	0	0	0	0	0	0	0	7	0	0	7
22 Iowa Park	Jon M. Eckstein	351	5	0	0	5	1	0	15	0	4	0	6	0	0	0	0	0	335	0	0	337
23 Jacksboro	David Weber	278	0	0	0	0	0	0	0	1	0	2	6	2	0	0	5	0	262	0	0	267
24 Nocona	Jerry L. Jones	230	3	0	0	0	6	3	0	0	6	0	0	0	0	0	1	0	232	0	0	233
25 Paradise	Michael R Langdon	91	2	0	0	0	5	6	0	0	1	1	1	1	0	0	0	0	89	0	0	89

WICHITA FALLS

Statistical Table No. 2

CHURCHNAME	CHURCH MEMBERSHIP					CHURCH SCHOOL AND SMALL GROUP MINISTRIES										UMM		UMW		
	Avg Attendance At All Weekly Worship Services	Number Of Persons Baptized This Year (All Ages)	Baptized Members Who Are Not Professing Members	Number Of Other Constituents	Total Enrolled In Confirmation Classes This Year	Children In All Christian Formation Groups And Small Group Ministries	Youth In All Christian Formation Groups And Small Group Ministries	Young Adults In All Christian Formation Groups And Small Group Ministries	Adults In All Christian Formation Groups and Small Group Ministries	Total Christian Formation Participants	Avg Weekly Attendance (all ages) In Sunday School	Persons (all ages) Active In Covenant Discipleship Groups	Participants In Vacation Bible School	Number Of Classes (All Ages) For Learning In Sunday School	Number Of Classes (All Ages) For Learning Other Than Sunday School	Number Of Short-Term Classes And Groups (All Ages)	Membership In United Methodist Men	Amount Paid for Projects	Membership In United Methodist Women	Amount Paid For Local Church And Community Work
1 Alford	10	11	12	13	14	15	16	17	18	19	20	21	22	23	24	25	26	27	28	29
2 Antelope	53	7	0	0	0	6	12	0	21	39	30	0	30	4	1	1	12	845	18	3053
3 Archer City	78	0	16	25	0	21	11	0	46	78	44	0	40	7	1	1	0	0	0	0
4 Bellevue	9	0	0	5	0	0	0	0	0	0	0	0	0	0	0	0	0	0	0	0
5 Vashitt	20	1	0	10	0	3	0	0	0	3	3	0	0	0	0	0	0	0	0	0
6 Bowie	94	4	29	10	0	24	15	9	43	91	30	0	32	6	3	0	0	0	39	475
7 Boyd	86	1	23	35	5	17	18	4	23	62	44	13	75	8	5	23	25	800	0	0
8 Bridgeport	173	6	27	37	22	63	110	0	118	291	35	0	56	11	3	3	0	0	30	1160
9 Byson	12	0	0	3	0	0	0	0	5	5	5	0	0	1	0	0	0	0	0	0
10 Perrin	11	0	0	0	0	0	0	0	0	0	0	0	0	0	0	0	0	0	0	0
11 Burkburnett	153	5	45	32	7	57	50	5	99	211	73	0	110	11	6	3	30	2298	36	370
12 Byers	23	2	7	0	6	10	0	8	24	14	14	0	0	2	1	1	0	0	0	0
13 Morris Memorial	40	0	3	15	0	1	0	1	40	42	30	0	19	4	2	0	0	0	13	1685
14 Deatur First	250	4	3	130	5	30	25	30	220	305	140	120	65	19	18	10	0	0	0	0
15 Deatur Oak Grove	45	1	11	15	0	0	0	0	22	22	15	12	0	2	0	1	8	0	0	0
16 Electra	62	4	5	10	7	14	9	4	24	51	23	0	85	4	1	5	0	0	13	250
17 Foresburg	75	2	0	45	4	26	18	14	20	78	30	10	47	5	3	2	0	0	27	600
18 Friberg-Cooper	50	2	0	12	0	4	3	0	22	29	25	0	0	3	0	5	0	0	30	650
19 Henrietta	131	6	22	0	4	33	18	10	92	153	70	0	80	11	6	2	0	0	7	616
20 Holiday	50	0	0	5	1	7	15	0	20	42	20	0	35	4	1	0	0	0	0	0
21 Dandee	6	0	0	0	0	0	0	0	0	0	0	0	0	0	0	0	0	0	0	0
22 Iowa Park	164	0	35	64	4	35	30	0	101	166	95	16	41	10	0	0	0	15	490	35
23 Jacksboro	85	2	36	27	0	16	4	3	40	63	50	0	45	9	3	0	0	0	0	0
24 Neosho	120	7	46	5	6	30	30	15	35	110	50	70	60	6	2	1	0	0	0	0
25 Paradise	44	2	1	13	1	1	4	3	24	32	12	0	0	0	1	1	0	0	0	0

WICHITA FALLS

Statistical Table No. 2

CHURCH NAME	CHURCH MEMBERSHIP					CHURCH SCHOOL AND SMALL GROUP MINISTRIES										UMM		UMW		
	Avg Attendance At All Weekly Worship Services	Number Of Persons Baptized This Year (All Ages)	Baptized Members Who Are Not Professing Members	Number Of Other Constituents	Total Enrolled In Confirmation Classes This Year	Children In All Christian Formation Groups And Small Group Ministries	Youth In All Christian Formation Groups And Small Group Ministries	Young Adults In All Christian Formation Groups And Small Group Ministries	Adults In All Christian Formation Groups and Small Group Ministries	Total Christian Formation Participants	Avg Weekly Attendance (all ages) In Sunday School	Persons (all ages) Active In Covenant Discipleship Groups	Participants In Vacation Bible School	Number Of Classes (All Ages) For Learning In Sunday School	Number Of Classes (All Ages) For Learning Other Than Sunday School	Number Of Short-Term Classes And Groups (All Ages)	Membership In United Methodist Men	Amount Paid for Projects	Membership In United Methodist Women	Amount Paid For Local Church And Community Work
26 Petrolia	37	0	0	16	14	15	16	17	18	19	20	21	22	23	24	25	26	27	28	29
27 Rhome	20	0	0	13	0	10	4	0	4	18	10	0	15	3	0	2	0	0	0	0
28 Saint Jo	30	0	2	5	0	10	0	0	5	10	8	0	0	2	0	0	0	0	5	388
29 Montague	13	0	5	3	0	5	0	0	13	23	18	0	45	3	0	0	0	0	11	403
30 Journey of Faith Fellowship	0	0	0	0	0	0	0	0	0	5	5	0	15	1	0	0	0	0	0	0
31 Sunset	24	0	0	5	0	0	1	0	4	5	5	5	0	1	0	2	2	0	0	0
32 Garvin	4	0	0	2	0	0	0	0	0	0	0	0	0	0	0	0	0	0	0	0
33 Beverly Drive	76	1	0	7	5	10	11	3	25	49	39	76	25	7	5	2	10	0	0	0
34 Wichita Falls First	370	12	95	94	15	117	60	40	337	554	247	0	134	21	9	33	0	0	12	101
35 Floral Heights	281	3	131	39	6	71	24	15	180	290	214	5	66	18	18	0	0	0	29	933
36 Falls Chapel Fellowship	45	1	5	2	0	5	7	4	14	30	17	0	0	5	3	3	0	0	0	0
37 Mt. Calvary	38	4	0	0	0	9	1	0	11	21	21	0	0	2	3	2	0	0	10	250
38 WF St. Marks	73	0	12	32	0	8	9	6	28	51	17	0	53	6	1	0	9	0	21	1840
39 WF Trinity	114	2	100	25	6	45	35	10	150	240	81	60	50	11	7	4	0	0	0	0
40 University	139	6	4	13	2	21	12	20	115	168	73	0	45	11	2	6	16	1000	12	143
41 WF Wesley	120	2	0	52	0	15	16	6	38	95	95	6	30	8	7	2	26	1500	0	0
42 Joy	0	0	0	0	0	0	0	0	0	0	0	0	0	0	0	0	0	0	0	0
43 Shidell	0	0	0	0	0	0	0	0	0	0	0	0	0	0	0	0	0	0	0	0
44 Grant Street	0	0	0	0	0	0	0	0	0	0	0	0	0	0	0	0	0	0	0	0
45 Seven Hills	0	0	0	0	0	0	0	0	0	0	0	0	0	0	0	0	0	0	0	0
46 WICHITA FALLS DIST	0	0	0	0	0	0	0	0	0	0	0	0	0	0	0	0	0	0	0	0
47 NORTH TEXAS CONFERENCE	3227	80	671	842	100	725	562	202	1967	3456	1688	393	1318	228	112	116	153	6933	348	23130
TOTAL 2009	3393	110	824	1083	108	0	0	0	0	1842	0	0	0	0	0	0	151	4518	402	9012
Inc/Dec 2009 over 2008	-166	-30	-153	-241	-8	725	562	202	1967	3456	-154	393	1318	228	112	116	2	2415	-54	14118

WICHITA FALLS

Statistical Table No. 3

CHURCH NAME	MISSION AND COMMUNITY MINISTRIES								PROPERTY AND OTHER ASSETS						CONNECTIONAL PROGRAMS					
	30a	30b	31a	31b	32	33	34	35	36	37	38	39	40a	40b	42	43	44	45	46	
1 Alford	0	0	0	0	0	0	2	49	800124	308000	1870000	0	8151	8151	0	0	0	0	1411	
2 Anelope	0	0	0	0	0	0	0	0	800000	200000	0	0	949	949	0	0	0	0	0	
3 Archer City	0	0	0	0	0	0	4	60	12950000	130566	64479	0	18995	18995	0	0	0	0	1833	
4 Bellevue	0	0	0	0	0	0	0	0	212180	25742	0	0	2147	2147	0	0	0	0	0	
5 Vashli	0	0	0	0	0	0	3	75	800000	88000	0	0	2979	2979	0	0	0	0	0	
6 Bowie	0	0	1	10	0	0	2	36	4100000	884000	0	10620	20202	20202	3590	0	0	0	547	
7 Boyd	0	0	1	10	0	0	12	500	1278500	92661	332155	0	17981	17981	0	300	0	0	3007	
8 Bridgeport	1	3	1	39	1	43	3	600	2394712	64577	318137	0	43340	43340	200	0	0	0	508	
9 Bryson	0	0	0	0	0	0	1	15	321500	31370	0	0	3311	3311	0	0	0	0	0	
10 Perrin	0	0	0	0	0	0	1	10	215300	346053	0	0	1232	1232	0	0	0	0	0	
11 Barkburnett	0	0	0	0	0	17	5	300	3445000	95551	0	0	31531	31531	335	250	0	0	100	
12 Byers	0	0	0	0	0	0	5	20	300000	56000	0	0	4250	4250	0	0	0	0	0	
13 Morris Memorial	0	0	0	3	16	0	12	500	825000	113884	0	0	12286	12286	0	0	0	0	200	
14 Decatur First	0	0	10	47	3	25	7	2000	5125000	1105156	0	41559	81915	81915	0	2000	0	0	1850	
15 Decatur Oak Grove	0	0	0	5	0	0	0	0	5000000	59173	0	0	7885	7885	0	0	0	0	0	
16 Elstra	0	0	0	0	2	90	4	260	605580	43844	0	0	16763	16763	0	1000	0	0	190	
17 Forestburg	1	2	2	6	0	0	4	34	585000	56000	43593	0	5974	5974	0	0	0	0	60	
18 Frisberg-Cooper	0	1	1	25	0	0	5	500	307500	16500	0	0	3931	3931	0	0	0	0	500	
19 Henrietta	0	0	0	3	19	4	72	800	1144280	251808	0	0	27415	27415	371	700	0	0	67	
20 Holiday	0	0	0	0	0	0	6	20	1610000	27000	34000	0	9500	9500	0	0	0	0	0	
21 Dundee	0	0	0	0	0	0	0	0	10100	6500	0	0	966	966	0	0	0	0	25	
22 Iowa Park	0	0	24	120	1	20	3	977	2863400	62939	183665	0	30681	30681	40	0	0	0	301	
23 Jackboro	0	1	0	1	0	0	5	50	1171440	52912	0	0	29121	29121	0	0	0	0	1100	
24 Nacoma	0	0	5	60	1	3	3	600	2934200	34092	0	0	20910	20910	0	0	0	0	0	
25 Paradise	0	0	0	0	0	0	0	0	490050	1140000	0	0	7466	7466	0	0	0	0	0	

WICHITA FALLS

Statistical Table No. 3

CHURCH NAME	MISSION AND COMMUNITY MINISTRIES										PROPERTY AND OTHER ASSETS						CONNECTIONAL PROGRAMS					
	30a	30b	31a	31b	32	33	34	35	36	37	38	39	40a	40b	42	43	44	45	46			
26 Petrolia	0	0	2	0	0	0	0	0	255000	63802	0	0	2147	2147	278	0	0	0	0	0	26	
27 Rhome	0	0	0	0	0	0	0	0	289000	10500	0	0	2288	2288	0	0	0	0	0	0	0	
28 Saint Jo	0	0	0	2	1	15	3	72	1025711	5583	0	0	4516	4516	50	0	0	0	0	0	0	
29 Montague	0	0	0	2	0	4	30	0	160000	2648	0	0	2008	2008	0	0	0	0	0	0	0	
30 Journey of Faith Fellowship	0	0	0	0	0	0	0	0	0	0	0	0	0	0	0	0	0	0	0	0	0	
31 Sunset	0	0	3	5	0	0	3	4	52000	14000	0	0	0	0	0	0	0	0	0	0	0	
32 Garvin	0	0	0	0	0	0	0	0	220000	7094	0	0	1049	1049	0	0	0	0	0	0	0	
33 Beverly Drive	0	0	0	26	1	11	4	250	1038000	146000	0	0	12812	12812	0	0	0	0	0	0	0	
34 Wichita Falls First	0	0	17	301	1	153	0	0	14465000	1838000	443751	150000	157729	157729	805	0	0	0	0	0	0	
35 Floral Heights	0	0	4	56	3	59	3	5516	1200000	1700000	0	0	95275	95275	304	0	0	0	0	0	0	
36 Falls Chapel Fellowship	0	0	0	1	2	2	0	0	80000	17900	0	0	0	0	0	0	0	0	0	0	0	
37 Mt. Calvary	0	0	0	0	0	0	6	1716	211665	10200	0	0	4127	2576	0	0	0	0	0	0	0	
38 WF St. Marks	0	0	0	0	0	0	3	27	1146878	128400	0	0	12750	12750	522	0	0	0	0	0	0	
39 WF Trinity	0	0	0	0	3	230	4	2150	1605000	30000	739000	0	32756	32756	0	0	0	0	0	0	0	
40 University	0	0	1	15	2	65	0	0	3616106	184830	448744	2763	42019	42019	100	0	0	0	0	0	0	
41 WF Wesley	0	0	0	18	1	12	4	19	1110097	91150	0	0	18106	18106	0	0	0	0	0	0	0	
42 Joy	0	0	0	0	0	0	0	0	57200	0	0	0	1820	1820	0	0	0	0	0	0	0	
43 Shidell	0	0	0	0	0	0	0	0	0	0	0	0	559	559	0	0	0	0	0	0	0	
44 Grant Street	0	0	0	0	0	0	0	0	590000	0	0	0	10974	10974	0	0	0	0	0	0	0	
45 Seven Hills	0	0	0	0	0	0	0	0	600000	0	0	0	5923	5923	0	0	0	0	0	0	0	
46 WICHITA FALLS DIST	0	0	0	0	0	0	0	0	0	0	0	0	4551	4551	0	0	3817	0	0	0	0	
47 NORTH TEXAS CONFERENCE	0	0	0	0	0	0	0	0	0	0	0	0	0	0	0	0	0	2100	0	0	0	
TOTAL 2009	2	6	79	795	27	817	129	16992	71275523	9670845	2794524	204542	816739	816739	6595	0	8067	2100	155074	0	0	
TOTAL 2008	9	85	0	0	0	0	0	0	70967356	9924805	3434322	6972	876654	876654	25379	8546	20890	3645	120827	0	0	
Inc/Dec 2009 over 2008	-7	-79	79	795	27	817	129	16992	308167	-253960	-639798	197970	816739	816739	-59915	-18784	-8546	-12823	-1535	0	0	

WICHITA FALLS

Statistical Table No. 4

	CONNECTIONAL PROGRAMS										MINISTERIAL SUPPORT						
	47	48	49	50a	50b	50c	50d	50e	50f	51	52	53	54	55	56	57	58
CHURCH NAME																	
1 Alford	100	0	1150	0	0	0	0	0	0	0	0	0	0	14435	8417	200	0
2 Antelope	0	0	500	0	0	0	0	0	0	0	4800	0	0	0	0	1800	0
3 Archer City	0	0	0	0	0	0	0	0	6197	7872	30350	0	0	7738	4662	7032	0
4 Bellevue	0	160	450	0	0	0	0	0	0	0	1680	0	0	0	4320	0	0
5 Washii	0	160	395	0	0	0	0	0	0	0	1920	0	0	0	6480	0	0
6 Bowie	430	0	3920	0	0	0	164	0	5641	5939	30452	0	0	5259	2083	0	0
7 Boyd	0	411	11743	0	0	0	0	0	6300	5986	26171	0	0	11278	4739	0	0
8 Bridgeport	0	0	81609	0	0	0	0	0	7904	7872	52512	0	0	6648	5592	0	0
9 Bryson	0	0	0	0	0	0	0	0	0	0	5472	0	0	2000	3700	0	0
10 Perrin	0	0	0	0	0	0	0	0	0	0	5280	0	0	650	1200	0	0
11 Barkhamett	100	0	6080	0	0	0	0	172	7529	7872	38420	0	0	7821	5961	11136	0
12 Byers	0	0	300	0	0	0	0	0	1650	0	9609	0	0	0	0	0	0
13 Morris Memorial	0	500	375	0	0	0	102	0	7676	7872	42905	0	0	4122	6000	0	0
14 Decatur First	1631	27124	87327	0	0	0	0	0	8416	7872	65711	23400	0	8178	4996	14772	0
15 Decatur Oak Grove	0	588	8753	0	0	0	0	0	1875	0	11500	0	0	8278	0	1985	0
16 Elstera	0	0	1606	0	0	0	0	0	0	0	30600	0	0	5051	220	0	0
17 Forestburg	338	0	0	0	0	0	0	0	5067	5775	27000	0	0	2500	2300	5626	0
18 Frisberg-Cooper	0	0	4231	0	0	0	0	0	0	0	300	0	0	14700	100	0	0
19 Henrietta	0	100	5449	0	0	0	0	0	8369	8510	44229	4326	0	7380	6500	1932	0
20 Holiday	0	0	900	0	0	0	0	0	4376	5576	14573	0	0	2130	6380	0	0
21 Dundee	0	0	0	0	0	0	0	0	0	0	4300	0	0	0	0	0	0
22 Iowa Park	0	0	7369	5	0	0	0	25	7468	7872	38926	0	0	3582	2618	6370	0
23 Jacksboro	0	1200	11558	0	0	0	0	0	8681	7872	36969	0	0	6145	0	14543	0
24 Nocona	0	0	0	0	0	0	0	0	11173	11808	38329	16433	0	35581	4855	1500	0
25 Paradise	624	0	4400	0	0	0	0	0	7616	7872	34460	0	0	7500	0	2400	0

WICHITA FALLS

Statistical Table No. 4

	CONNECTIONAL PROGRAMS										MINISTERIAL SUPPORT						
	47	48	49	50a	50b	50c	50d	50e	50f	51	52	53	54	55	56	57	58
26 Petrolia	0	0	0	0	0	0	0	0	0	0	0	960	0	10800	0	0	0
27 Rhome	0	0	0	0	0	0	0	0	0	0	0	4930	0	5470	0	0	0
28 Saint Jo	59	0	953	0	0	0	0	0	0	0	0	7914	0	6285	0	100	0
29 Montague	0	0	0	0	0	0	0	0	0	0	0	5133	0	3227	0	0	0
30 Journey of Faith Fellowship	0	0	0	0	0	0	0	0	0	0	0	0	0	0	0	0	0
31 Sunset	0	300	250	0	0	0	0	0	1680	0	0	100	0	2000	1600	2700	0
32 Garvin	0	0	0	0	0	0	0	0	0	0	0	150	0	896	750	1300	0
33 Beverly Drive	0	0	0	0	0	0	0	0	5143	5904	0	28013	0	4609	0	0	0
34 Wichita Falls First	0	2150	9194	0	0	0	0	0	16573	13120	105800	57599	86000	2192	14064	88695	34
35 Floral Heights	0	0	81242	0	0	0	0	0	19680	19862	67400	6118	30467	2927	14217	0	35
36 Falls Chapel Fellowship	0	0	0	0	0	0	0	0	0	0	0	0	0	0	0	0	0
37 Mt. Calvary	0	0	0	0	0	0	0	0	0	0	0	16800	0	5729	3000	0	0
38 WF St. Marks	70	0	2731	0	54	0	81	0	7274	7476	36232	0	7231	1102	0	0	0
39 WF Trinity	117	0	1632	0	0	0	0	0	7832	7872	50123	0	5000	4314	250	0	0
40 University	0	190	1468	0	0	0	0	0	7168	7162	55000	0	14000	2628	1446	0	0
41 WF Wesley	0	2100	2975	0	0	0	0	0	8059	7872	33516	0	16200	335	2750	0	0
42 Joy	0	0	0	0	0	0	0	0	1542	0	0	0	0	0	0	0	0
43 Slidell	0	0	0	0	0	0	0	0	0	0	0	0	0	0	0	0	0
44 Grant Street	0	0	0	0	0	0	0	0	0	0	0	0	0	10400	0	125	0
45 Seven Hills	0	0	0	0	0	0	0	0	0	0	0	3890	0	8400	0	0	0
46 WICHITA FALLS DIST	0	0	0	0	0	0	0	0	0	0	0	0	0	0	0	0	0
47 NORTH TEXAS CONFERENCE	25	3494	34983	5	54	25	347	410	179347	175838	1021071	162876	377690	98771	107448	88695	
TOTAL 2009	646	259840	23	705	41	72	211	24	165390	185386	1069681	171470	381004	95687	105295	87377	
TOTAL 2008	2848	34983	78945	-18	-651	-16	136	386	13957	-9548	-48610	-8594	-3314	3084	2153	1318	

Incl/Dec: 2009 over 2008

WICHITA FALLS

Statistical Table No. 5

	LOCAL CHURCH EXPENDITURES							RECEIVED FOR ANNUAL BUDGET/SPENDING PLAN								
	60	61	62	63	64	65	66	67a	67b	67c	67d	67e	67f	67g	67h	
	CHURCH NAME															TOTAL INCOME FOR ANNUAL BUDGET/SPENDING PLAN
1	Abvord	10693	1782	23875	13775	13009	95728	40	0	74500	4443	0	300	0	0	79293
2	Anelope	0	0	1314	0	0	9363	6	0	13075	0	0	0	0	0	13075
3	Archer City	27871	3260	25602	15127	0	154889	65	0	128108	3670	0	0	0	2656	134434
4	Bellevue	0	0	3898	0	1295	13950	6	0	4750	2301	410	0	0	0	7461
5	Vashli	0	350	2850	0	0	15134	7	0	4500	2507	189	0	0	0	7256
6	Bowitz	45009	9542	41725	0	60849	235352	163	63154	80812	10069	0	425	0	0	154460
7	Boyd	25700	3254	28667	38259	349	181438	75	61468	70776	12744	462	850	0	0	146300
8	Bridgeport	121780	16182	91243	37278	33697	506365	218	0	339908	4518	910	0	1209	0	346545
9	Bryson	0	50	2398	0	4920	21851	20	0	16772	0	0	0	0	0	16772
10	Perim	0	1599	2875	0	0	128356	13	0	13644	0	274	0	0	0	13918
11	Barkburnett	39033	16016	78892	0	4729	255927	182	192418	44835	6924	0	0	0	0	244177
12	Byers	720	782	7211	0	0	24522	28	0	15325	2496	13	0	4735	800	23369
13	Morris Memorial	10593	2667	18637	0	1150	115085	32	0	85204	6642	3802	0	442	0	96090
14	Decatur First	198427	47378	135289	0	14627	730913	291	0	578498	15124	22531	1440	4965	4451	627009
15	Decatur Oak Grove	3995	3400	13491	0	0	61750	30	0	52785	5693	0	0	100	0	58578
16	Electra	29806	3623	25887	0	0	114746	57	0	101559	4640	0	700	587	0	107486
17	Foresburg	5000	4721	11332	1173	32596	109462	40	0	83000	0	0	0	0	0	83000
18	Fringer-Cooper	9665	2600	9614	0	10000	55641	0	0	0	47312	2	2711	0	0	50025
19	Henrietta	46720	12139	30181	0	11173	315561	146	0	198803	7625	0	0	175	0	206603
20	Holliday	5699	4104	25726	271676	1500	352140	45	0	59433	2322	0	0	2100	0	63855
21	Dundee	0	0	2500	0	500	8291	6	0	7600	0	120	0	0	0	7720
22	Iowa Park	45499	13196	68048	60252	13217	305469	198	140699	162816	3953	573	380	0	0	308421
23	Jacksboro	67514	10014	43191	0	9570	247478	91	0	208767	2628	437	188	3126	0	215146
24	Nocena	30132	6803	40000	0	93511	311035	1	0	174570	4667	1948	150	21509	0	202841
25	Paradise	0	11554	21141	0	9310	114343	0	0	0	79430	0	0	0	0	79430

WICHITA FALLS

Statistical Table No. 6

CHURCH NAME	RCVD FOR CAPITAL CAMPAIGNS/SPECIAL PROJECTS				RECEIVED FROM OTHER SOURCES				
	68a	68b	68c	68d	68	69a	69b	69c	69
1 Alvard	26782	8271	0	0	35053	0	0	0	0
2 Antelope	0	0	0	0	0	0	0	0	0
3 Archer City	17162	1620	0	0	18782	0	0	0	0
4 Bellevue	0	0	0	0	0	0	0	0	0
5 Vashli	0	0	0	0	0	0	0	0	0
6 Bowie	0	68466	19794	8651	96911	0	0	0	0
7 Boyd	21961	12355	0	0	34316	0	0	0	0
8 Bridgeport	0	41424	49137	0	90561	0	0	0	0
9 Bryson	0	0	0	0	0	0	0	0	0
10 Perrin	0	0	0	0	0	0	0	0	0
11 Barkburnett	0	1810	0	957	2767	0	0	0	0
12 Byers	0	400	0	0	400	0	0	0	0
13 Morris Memorial	0	1295	0	1515	2810	0	0	0	0
14 Decatur First	54310	66614	0	79901	200825	0	0	0	0
15 Decatur Oak Grove	0	0	2500	0	2500	0	0	0	0
16 Electra	0	720	0	0	720	0	0	0	0
17 Foresburg	32596	0	0	0	32596	2000	0	0	2000
18 Friberg-Cooper	0	0	0	0	0	0	0	0	0
19 Henrietta	94613	10593	202	0	105408	0	0	0	0
20 Holliday	204493	1220	0	309	206022	6315	0	5000	11315
21 Dundee	0	100	0	0	100	0	0	0	0
22 Iowa Park	47810	5842	0	7203	60855	0	0	0	0
23 Jackshoro	0	15976	8550	623	25149	0	0	0	0
24 Nocona	0	1630	0	0	1630	0	0	0	0
25 Paradise	0	335	0	1103	1438	0	0	0	0

WICHITA FALLS

Statistical Table No. 6

CHURCH NAME	RCVD FOR CAPITAL CAMPAIGNS/SPECIAL PROJECTS				RECEIVED FROM OTHER SOURCES				
	68a	68b	68c	68d	68	69a	69b	69c	69
26 Petrolia	0	0	0	0	0	0	0	0	0.26
27 Rhome	0	0	0	0	0	0	0	0	0.27
28 Saint Jo	0	403	0	0	403	0	0	0	0.28
29 Montague	0	2840	0	0	2840	0	0	0	0.29
30 Journey of Faith Fellowship	0	0	0	0	0	0	0	0	0.30
31 Sunset	0	0	0	0	0	0	0	0	0.31
32 Garvin	0	0	0	0	0	0	0	0	0.32
33 Beverly Drive	0	0	0	0	0	0	0	0	3687.33
34 Wichita Falls First	0	0	0	0	0	3687	0	0	0.34
35 Floral Heights	0	0	0	0	0	0	0	0	0.35
36 Falls Chapel Fellowship	0	1928	0	511	2436	2435	0	0	2435.36
37 Mt. Calvary	0	0	0	0	0	0	0	0	0.37
38 WF St. Marks	0	1805	1465	2299	5569	0	0	0	0.38
39 WF Trinity	0	1000	0	1749	3246.2	0	0	0	0.39
40 University	0	13824	0	0	13824	0	0	0	0.40
41 WF Wesley	0	1331	4400	458	7204	0	0	0	0.41
42 Joy	0	0	0	0	0	0	0	0	0.42
43 Slidell	0	0	0	0	0	0	0	0	0.43
44 Grant Street	0	1260	0	0	0	0	0	0	0.44
45 Seven Hills	0	0	0	0	0	0	0	0	0.45
46 WICHITA FALLS DIST	0	0	0	0	0	0	0	0	0.46
47 NORTH TEXAS CONFERENCE	0	0	0	0	0	0	0	0	0.47
TOTAL 2009	544595	248919	86048	105279	983581	36157	0	5000	41157
TOTAL 2008	914535	215605	115437	0	1245397	14379	0	7350	21729
Incl Dec 2009 over 2008	-369760	33314	-29389	105279	-261816	21778	0	-2350	19428

RECAPITULATION TABLE NO. 1

	CHURCH MEMBERSHIP																			
	REMOVED						FULL MEMBERS AT CLOSE OF YEAR													
	RECEIVED			REMOVED			FULL MEMBERS AT CLOSE OF YEAR													
	1	2A	2B	2C	3	4	5A	5B	5C	6	7	8	9A	9B	9C	9D	9E	9F	9G	9
Total Professing Members At Close Of Last Year	35168	667	54	797	506	700	733	552	1042	385	498	301	1665	1070	546	35	21	30919	125	34381
DISTRICT																				
Dallas-Denton District	57319	1328	123	4	916	723	1975	516	411	693	235	340	885	2441	802	27	31	51924	133	56243
Dallas Northeast District	32382	584	120	47	429	361	667	100	75	308	67	354	278	7492	412	18	11	24116	65	33392
Dallas South District	9449	178	18	23	98	130	139	48	13	90	87	170	12	198	29	30	5	9058	17	9349
Pans-Sulphur Springs District	15552	405	57	15	291	238	476	82	39	140	70	179	21	142	142	10	5	15220	32	15572
Sherman-McKinney District	8756	129	9	30	171	96	386	43	54	129	66	146	20	74	76	19	6	8130	22	8347
Wichita Falls District	138606	3291	381	916	2411	2248	4376	1341	1634	1745	1023	1490	2881	11417	2007	139	79	139367	394	156284
TOTAL 2009	158712	3224	564	0	2589	2365	3167	1485	0	1722	960	1512	2911	11888	1892	119	436	141082	280	158606
TOTAL 2008		67	-183	916	-178	-117	1209	-144	1634	33	63	-22	-30	-471	115	20	-357	-1715	114	-2322
Use/Dec 2009 over 2008																				
% of Increase/Decrease	-0.1%	2.1%	-32.4%		-6.9%	-4.9%	38.2%	-9.7%		1.3%	6.6%	-1.5%	1.0%	-4.0%	6.1%	16.8%	-81.9%	-1.2%	40.7%	-1.5%

RECAPITULATION TABLE NO. 3

DISTRICT	MISSION AND COMMUNITY MINISTRIES							PROPERTY AND OTHER ASSETS							CONNECTIONAL PROGRAMS						
	30a	30b	31a	31b	32	33	34	35	36	37	38	39	40a	40b	42	43	44	45	46		
Dallas-Denton District	18	2222	171	3240	698	8168	307	68787	243725032	37284323	48066305	653206	3080712	2954761	66077	0	14236	40	146038		
Dallas Northeast District	72	1608	331	4942	136	44577	1746	44577	273463746	21049343	79952556	261166	3976745	3805344	95217	0	38985	400	148637		
Dallas South District	11	148	74	1616	96	5548	200	54756	205749716	19769736	11395412	142111	2380762	2360884	68471	0	34982	0	330683		
Pans-Sulphur Springs District	5	62	37	446	32	1279	150	24787	76557053	7531936	399812	74159	874765	874765	19881	0	1100	0	14013		
Sherman-McKinney District	11	141	87	1265	93	3632	171	16196	97201481	24132778	14874189	95195	1219951	1199190	14951	0	13322	0	6586		
Wichita Falls District	2	6	79	795	27	817	129	16992	71275523	9670845	2794524	20942	816739	816739	6595	0	8067	2110	158074		
TOTAL 2009	119	2187	779	12304	1082	29564	2703	226095	967972531	119438961	161082798	1430779	12349674	12011683	271192	0	110692	2550	800371		
TOTAL 2008	202	3441	0	0	0	0	0	0	920540309	115834210	15792948	1577504	1234747	434089	18946	207824	3980	928648			
Incl/Dec 2009 over 2008	-83	-1254	779	12304	1082	29564	2703	226095	47432242	3604751	9289850	-146725	12349674	-330064	-162897	-18946	-97132	-1430	-127617		
% of Increase/Decrease	-41.1%	-36.4%							5.2%	3.1%	6.1%	-9.3%	12.49674	-2.7%	-37.5%	-46.7%	-35.9%	-13.7%			

RECAPITULATION TABLE NO. 4

	MINISTERIAL SUPPORT																
	47	48	49	50a	50b	50c	50d	50e	50f	51	52	53	54	55	56	57	58
Annual Conference Special Sunday Offerings	27839	29560	9265	5135	2612	3494	77903	16864	61041	362.0%							
Benevolences Directly To UM Causes (Not To AC Treasurer)	120073	562387	1911970	404	4741	2264	1954	839	2540	1208	41452	2223380	603065	1474430	159066	84653	562366
Benevolences Paid Directly To Non-UM Benevolent And Charitable Causes	2009421	1911970	2363012	760	2257	659	729	740	4214	187	627283	2598941	1367562	2032150	242129	318719	886820
Human Relations Day	640	404	760	2	2312	75	100	741	897	712	322820	1684039	784487	971261	183376	150084	331441
One Great Hour Of Sharing	3968	4741	2312	2	2312	75	100	741	897	712	177520	1097674	116664	374407	156712	76919	0
Peace With Justice	1954	2264	659	75	100	741	839	740	897	712	177520	1510361	213253	462341	224451	123554	88510
Native American Ministries	839	740	276	0	347	410	179347	17838	1021071	162876	377690	98771	107448	88695	1957832	2063862	
World Communion	2540	1208	41452	2223380	603065	1474430	159066	84653	562366	562366	5692279	1064505	861377	1957832	2063862		
UM Student Day	1208	41452	2223380	603065	1474430	159066	84653	562366	562366	5692279	1064505	861377	1957832	2063862			
Direct-Billed Clergy Non-Health Benefits (Pension)	459976	627283	322820	1684039	784487	971261	183376	150084	331441	331441	331441	331441	331441	331441	331441	331441	331441
Direct-Billed Clergy Health Benefits	41452	2032150	242129	183376	150084	331441	331441	331441	331441	331441	331441	331441	331441	331441	331441	331441	331441
Total	77903	16864	61041	362.0%													
% of Increase/Decrease																	

DISTRICT

Dallas-Denton District

Dallas Northeast District

Dallas South District

Paris-Sulphur Springs District

Sherman-McKinney District

Wichita Falls District

TOTAL 2009

TOTAL 2008

Inc/Dec 2009 over 2008

% of Increase/Decrease

RECAPITULATION TABLE NO. 5

DISTRICT	LOCAL CHURCH EXPENDITURES						RECEIVED FOR ANNUAL BUDGET/SPENDING PLAN								
	60	61	62	63	64	65	66	67a	67b	67c	67d	67e	67f	67g	67
	TOTAL AMOUNT PAID BY LOCAL CHURCH ON ALL EXPENDITURES						TOTAL INCOME FOR ANNUAL BUDGET/SPENDING PLAN								
	Salary And Benefits For All Other Church Staff	Program Expenses	Other Operating Expenses	Principal And Interest On Indebtedness, Loans, Mortgages, Etc.	Capital Expenditures For Building, Improvements, And Major Equipment Purchases		Number Of Households Giving To Local Church	Amount Received Through Pledges	Amount Received From Non-Pledging, But Identified Givers	Amount Received From Unidentified Givers	Amount Received From Interest and Dividends	Amount Received From Sale of Church Assets	Amount Received Through Building Use Fees, Contributions, And Rentals	Amount Received Through Fundraisers And Other Sources	
Dallas-Denton District	10059458	2481417	5943517	5494979	6672161	41992451	13023	17988670	9774990	1062622	151384	20422	904799	849503	30753390
Dallas Northeast District	11040505	2358265	6540137	11338435	6199047	52684038	20019	28219968	10538298	831931	99325	0	519360	1067591	41296473
Dallas South District	6708643	1731211	4008509	1810350	5458909	30070296	10805	16214707	7396754	517536	170472	7000	564018	728047	25598534
Paris-Sulphur Springs District	1779676	413429	1470900	783758	431696	8272939	3740	2703877	3892645	335722	49653	0	68356	445479	7495732
Sherman-McKinney District	2865378	56083	1770698	1360966	742048	12324156	5802	6600187	3884266	614638	47344	13323	165696	489791	11815235
Wichita Falls District	1493628	449744	1587524	543046	616449	8160601	3303	2951152	3026094	374406	47900	14440	81349	407385	6889726
TOTAL 2009	33947288	8000149	21320475	21331534	20120310	15350481	56692	74679561	38333047	3736645	566078	42183	2303578	3987796	123849090
TOTAL 2008	33267527	8609423	21136763	20545769	14221459	148423935	54211	75600583	41261598	4052742	796574	367121	2527526	4275694	128881838
Inc/Dec 2009 over 2008	679761	-609274	183712	785765	589851	5080346	2481	-921022	-2728351	-315897	-230496	-324936	-223948	-287898	-5032748
% of Increase/Decrease	2.0%	-7.1%	0.9%	3.8%	4.15%	3.4%	4.6%	-1.2%	-6.6%	-7.8%	-28.9%	-88.5%	-8.9%	-6.7%	-3.9%

RECAPITULATION TABLE NO. 6

DISTRICT	RCVD FOR CAPITAL CAMPAIGNS/SPECIAL PROJECTS				RECEIVED FROM OTHER SOURCES				
	68a	68b	68c	68d	68	69a	69b	69c	69
Dallas-Denton District	10359555	1418721	2470446	472958	14721680	11876	5000	206530	223406
Dallas Northeast District	9384803	286924	130240	470095	10272062	0	40000	216400	256400
Dallas South District	3618026	1418045	3870272	156916	9063259	21228	52787	122084	196009
Paris-Sulphur Springs District	481558	237235	252963	70957	1042713	11746	1800	24366	37912
Sherman-McKinney District	1449734	307178	133443	101847	1992102	17421	0	22300	39721
Wichita Falls District	544595	248919	86048	105279	983581	36157	0	5000	41157
TOTAL 2009	2583271	3917022	6943312	1378052	38075397	98428	99587	596680	794095
TOTAL 2008	2638313	2156044	3117160	0	31566517	80222	202184	660460	942866
Incl/Dec 2009 over 2008	-445042	1760978	3826152	1378052	6518880	18206	-102597	-63780	-148171
% of Increase/Decrease	-1.7%	81.7%	122.7%		20.7%	22.7%	-50.7%	-9.7%	-15.7%